

1 **Building resilient cervical cancer prevention through gender-neutral HPV vaccination**

2

3 Irene Man<sup>1</sup>, Damien Georges<sup>1</sup>, Rengaswamy Sankaranarayanan<sup>2</sup>, Partha Basu<sup>1</sup>, Iacopo Baussano<sup>1\*</sup>

4

5 1. Early Detection, Prevention and Infections Branch, International Agency for Research on

6 Cancer (IARC/WHO), Lyon, France

7 2. Karkinos Healthcare, Ernakulam - 682 017, India

8

9 \*Address for correspondence: Dr Iacopo Baussano, International Agency for Research on Cancer  
10 (IARC/WHO), 25, avenue Tony Garnier, CS 90627, 69366 Lyon Cedex 07, France; Tel.: +33-  
11 472738048; Email: [baussanoi@iarc.who.int](mailto:baussanoi@iarc.who.int)

12

13 **Running title: Resilience through gender-neutral HPV vaccination**

14 **Main text word count: 3619**

15 **Abstract word count: 198 (max 200)**

16 **Number of references: 38**

17 **Tables: 1**

18 **Figures: 4**

19 **ABSTRACT (max. 200 words)**

20 The COVID-19 pandemic has disrupted HPV vaccination programmes worldwide. Using an  
21 agent-based model, EpiMetHeos, recently calibrated to Indian data, we illustrate how shifting  
22 from girls-only (GO) to gender-neutral (GN) vaccination strategy could improve the resilience of  
23 cervical cancer prevention against disruption of HPV vaccination. In the base case of 5-year  
24 disruption with no coverage, shifting from GO to GN strategy under 60% coverage (before  
25 disruption) would increase the resilience, in terms of cervical cancer cases still prevented in the  
26 disrupted birth cohorts per 100,000 girls born, by 2.8-fold from 107 to 302 cases, and by 2.2-fold  
27 from 209 to 464 cases under 90% coverage. Furthermore, shifting to GN vaccination helped in  
28 reaching the WHO elimination threshold. Under GO vaccination with 60% coverage, the age-  
29 standardised incidence rate (ASIR) of cervical cancer in India in the long-term with vaccination  
30 decreased from 11.0 to 4.7 cases per 100,000 woman-years (above threshold), as compared to  
31 2.8 cases (below threshold) under GN with 60% coverage and 2.4 cases (below threshold) under  
32 GN with 90% coverage. In conclusion, GN HPV vaccination is an effective strategy to improve  
33 the resilience to disruption of cancer prevention programmes and to enhance the progress  
34 towards cervical cancer elimination.

## 35 INTRODUCTION

36 In August 2020, the World Health Assembly adopted the Global Strategy for cervical cancer  
37 elimination, with the overarching target of reducing the age-standardised incidence rate (ASIR) of  
38 cervical cancer to fewer than four cases per 100,000 woman-years (WHO, 2020b). To reach this  
39 target, the following actions have been recommended: to fully vaccinate 90% of all girls with the  
40 HPV vaccine by age 15 years, to screen 70% of women using a high-performance test by the age  
41 of 35, and again by the age of 45, and to treat 90% of women with pre-cancer and 90% of women  
42 with invasive cancer (WHO, 2020b). However, the delivery of these interventions has been  
43 severely disrupted worldwide by the outbreak of the COVID-19 pandemic, which was declared a  
44 global emergency in the same year by the World Health Organization (WHO) (WHO, 2020a).  
45 More specifically, HPV vaccination worldwide was affected at many different levels: a) where  
46 population-based HPV vaccination programmes were already active, vaccine delivery slowed  
47 down or was interrupted (Muhoza et al., 2021), b) the launch of HPV vaccination programmes was  
48 delayed in several countries, in particular in resource-limited settings (The Lancet, 2022), and c)  
49 the production of HPV vaccines was also limited to favour the manufacturing of other vaccines  
50 (WHO, 2022a).

51         Apart from the COVID-19 pandemic, which has resulted in extensive disruption of health-  
52 care provision at a global level, health-care systems or public-health programmes at a local level  
53 have also regularly suffered severe disruption caused by other factors such as changes in political  
54 commitment, financial constraints, scepticism of the civil society, geo-political unrest, and  
55 environmental disasters (Colón-López et al., 2021; Gallagher et al., 2017; Germani, März,  
56 Clarinval, & Biller-Andorno, 2022; Jawad, Hone, Vamos, Cetorelli, & Millett, 2021; Larson,  
57 2020; McGrath, 2022). Such circumstances may even lead key public health actors to reconsider

58 their previous commitments. These partial or complete disruptions of organised disease prevention  
59 and control programmes may multiply public health crises (Sharpless, 2020), as well as provoking  
60 substantial, usually unquantified waste of human, logistic, and financial resources (Richards,  
61 Anderson, Carter, Ebert, & Mossialos, 2020). Clearly, devising and implementing pre-emptive  
62 measures aimed at improving the resilience of public health programmes would help mitigate  
63 disruption.

64 In a previous study, conducted before the COVID-19 pandemic in a high-income country,  
65 we showed that the addition of vaccination in boys to a programme targeting girls only could  
66 increase the resilience of the vaccination programme (Elfstrom, Lazzarato, Franceschi, Dillner, &  
67 Baussano, 2016). In the present paper, we complement our previous work by assessing the  
68 potential effect of gender-neutral HPV vaccination on resilience and progress towards the  
69 elimination of cervical cancer in India, and this in the country context where the prospect of  
70 introducing HPV vaccination into the national immunisation programme (NIP) has significantly  
71 improved following the recent marketing authorisation granted to an indigenous vaccine (The  
72 Lancet, 2022).

## 73 MATERIALS AND METHODS

### 74 *Model*

75 To estimate the impact of HPV vaccination on cervical cancer burden, we used the agent-based  
76 HPV transmission model, EpiMetHeos (Man, Georges, de Carvalho, et al., 2022), in combination  
77 with the cervical cancer progression model, Atlas (Bonjour et al., 2021). EpiMetHeos was used to  
78 simulate the dynamic sexual contact network through which HPV infections were transmitted and  
79 hence derive the impact of vaccination on incidence of high-risk HPV types. Based on the impact  
80 on HPV incidence, Atlas was then used to derive the impact on cervical cancer burden.

81 The models were previously calibrated to sexual behaviour, HPV prevalence, cervical  
82 cancer incidence in India (Man, Georges, de Carvalho, et al., 2022). Since the high-quality data on  
83 HPV prevalence and cervical cancer incidence data needed to calibrate the models to each Indian  
84 state were not available, we used a Footprinting framework to approximate the missing data and  
85 extrapolate the impact by state. In short, we first identified clusters of states with similar patterns  
86 of cervical cancer incidence. We then calibrated EpiMetHeos to the state of Tamil Nadu to  
87 represent the states in the high cancer incidence cluster, and the state of West Bengal to represent  
88 the states in the low cancer incidence cluster, using the available sexual behaviour and HPV  
89 prevalence data of these two states. Finally, we estimated the impacts for Tamil Nadu and West  
90 Bengal and extrapolated these to other states within each cluster. More details on model calibration  
91 can be found in previous publications (Man, Georges, Bonjour, & Baussano, 2022; Man, Georges,  
92 de Carvalho, et al., 2022) and in Appendices A.1-3. This study adheres to HPV-FRAME, a quality  
93 framework for modelled evaluations of HPV-related cancer control (Appendix A.4) (Canfell et al.,  
94 2019).

95

96 *Simulation scenarios*

97 Coinciding with the recent development of a locally produced quadrivalent HPV vaccine in India  
98 (The Lancet, 2022), we simulated vaccination with a quadrivalent vaccine targeting two high-risk  
99 types, HPV16 and HPV18 (and two low-risk types, HPV6 and HPV11). As the marketing  
100 authorisation awarded to the locally produced vaccine was based on successful immune-bridging  
101 between the new vaccine and the existing quadrivalent vaccine (Gardasil<sup>TM</sup>, MSD), we based our  
102 model assumptions on the efficacy estimates of the IARC India vaccine trial, which considered  
103 Gardasil (Basu et al., 2021; Joshi et al., 2022). In this trial, no difference was found between the  
104 efficacy estimates of the single-dose and two-dose schedules, which were moreover stable after up  
105 to 10 years follow-up. Hence, we based the model on pooled efficacy estimates (95% efficacy for  
106 HPV16 and HPV18, 9% cross-protection for HPV 31, HPV33, and HPV45, and 0% efficacy for  
107 the remaining high-risk HPV types) and assumed no waning of vaccine immunity over time. In  
108 doing so, the modelled efficacy could represent vaccination under either a single-dose or two-dose  
109 schedule.

110 Routine HPV vaccination at age 10 under the girls-only (GO) or gender-neutral (GN)  
111 strategy was modelled with different vaccination coverages in boys and girls from the range  
112 between 0% to 100%, at 10% intervals. To consider the impact of scaling up vaccination from  
113 suboptimal coverage in girls, we highlighted the following four scenarios: A) GO strategy with  
114 60% coverage in girls, B) GO strategy with 90% coverage in girls, C) GN strategy with 60%  
115 coverage in both girls and boys, D) GN strategy with 90% coverage in both girls and boys.

116 To assess the resilience of different vaccination strategies on cervical cancer prevention,  
117 we simulated the above scenarios first without disruption of the HPV vaccination programme, and  
118 then with disruption occurring 10 years after the start of vaccination. As the base case, we

119 simulated a disruption period of 5 years with total interruption of HPV vaccine delivery, i.e., 0%  
120 vaccination coverage in both boys and girls. As sensitivity analyses, we considered less strong  
121 disruption with still 20% and 40 % vaccination coverage in girls (but still 0% in boys), as well as  
122 shorter or longer durations of disruption of 1, 2, and 10 years, and no restart of vaccination. These  
123 sensitivity analyses were considered to represent different types of disruption attributable to a  
124 COVID-19 pandemic or to any other interference of the HPV vaccination programme.

125

### 126 Model outcomes

127 Life-time number of cervical cancer cases prevented per 100,000 girls born was derived for the  
128 first 40 birth cohorts following the introduction of vaccination. Specifically, the mean number of  
129 cases still prevented across the birth cohorts with disruption, as a result of previous HPV  
130 vaccination, was defined as a measure of resilience, which was compared to the mean number of  
131 cases prevented across the birth cohorts before the disruption.

132 To assess progress towards cervical cancer elimination, we also derived the age-  
133 standardised incidence rate (ASIR) of cervical cancer up to 100 years after the start of vaccination.  
134 The long-term impact of vaccination was defined as the impact at 100 years after the start of  
135 vaccination. The Segi world standard population was used for the standardisation (Segi, 1960).  
136 Model-estimates of ASIR were compared to the threshold for elimination defined by the WHO of  
137 4 cases per 100,000 woman-years (WHO, 2020b).

138 Model outcomes were reported as the mean and the 10th and 90th percentiles, i.e.,  
139 uncertainty interval (UI), of the simulations using the 100 parameter sets best fitting the sexual  
140 behaviour and HPV prevalence data obtained through calibration.

141            Given the extremely low coverage of the existing screening programme in India, we have  
142 not considered the impact of screening in our study (Bruni et al., 2022).

143



144 **RESULTS**

145 *Gender-neutral vaccination to improve resilience of cervical cancer prevention*

146 As the base case, we simulated disruption in vaccination for 5 years, taking place 10 years  
147 after the introduction of vaccination. Life-time cervical cancer cases prevented in the birth cohorts  
148 vaccinated prior to the disruption period ranged between 562 (UI: 444, 676) and 807 (UI: 752,  
149 853) cases per 100,000 girls born in the four highlighted scenarios. The highest impact was  
150 achieved by the GN strategy with 90% coverage, closely followed by GO with 90% coverage, then  
151 GN with 60% coverage, and then GO with 60% coverage (Figure 1).

152 Among the four highlighted scenarios, the GO strategy with 60% coverage was also the  
153 least resilient (Figure 1). We found that the life-time number of cervical cancer cases prevented  
154 would drop considerably from 562 (UI: 444, 676) cases in the undisrupted cohorts to 107 (UI: 7,  
155 214) cases per 100,000 girls born in the disrupted cohorts (i.e., resilience of 107). Increasing the  
156 coverage under the GO strategy from 60% to 90% would lead to a small absolute gain in resilience,  
157 from 107 (UI: 7, 214) to 209 (UI: 81, 340) cases prevented per 100,000 girls born, and this despite  
158 the larger increase in impact in the undisrupted cohorts vaccinated prior to the disruption from 562  
159 (UI: 444, 676) to 773 (UI: 701, 836) cases prevented. By contrast, switching from GO to GN  
160 vaccination, under 60% coverage, led to a moderate gain of impact in the undisrupted cohorts from  
161 562 (UI: 444, 676) to 647 (UI: 539, 746) cases prevented, but a substantial increase in resilience  
162 from 107 (UI: 7, 214) to 302 (UI: 170, 437) cases prevented per 100,000 girls born. Finally, GN  
163 vaccination with 90% coverage led to the highest impact of 807 (UI: 752, 853) cases prevented  
164 per 100,000 girls born in the undisrupted cohorts as well as the highest resilience of 464 (UI: 328,  
165 602) cases prevented per 100,000 girls born in the disrupted cohorts.

166           Considering the required number of vaccine doses, we found a trade-off between dose-  
167 efficiency and resilience. In general, GO vaccination favoured dose-efficiency and GN vaccination  
168 favoured resilience (Figure 1). For instance, increasing GO coverage from 60% to 90% would lead  
169 to a higher impact in undisrupted cohorts, while needing less additional vaccine doses than  
170 switching from GO to GN vaccination under 60% coverage. However, this switch from GO to GN  
171 vaccination would yield a higher gain in resilience than when increasing GO coverage from 60%  
172 to 90% (2.8-fold versus 2-fold increase). Similarly, switching from GO to GN vaccination under  
173 90% coverage would require an additional doubling of the number of doses and only marginally  
174 improve the impact in the undisrupted cohorts, but would produce a 2.2-fold gain in resilience.

175           The same trade-off between dose-efficiency and resilience was found when stratifying by  
176 Indian state. Interestingly, in the states with high cervical cancer incidence, we found slightly lower  
177 resilience under the GO strategy and a slightly greater relative gain in resilience when switching  
178 from GO to GN vaccination than in states with low incidence (supplementary Table B1,  
179 supplementary Figures B1-3). In the base case, for example, the resilience ratio for switching from  
180 GO to GN strategy (under 60% coverage) was 3-fold in states with high cervical cancer incidence  
181 and 2.7-fold in states with low cervical cancer incidence.

182           Sensitivity analyses on less strong disruption in vaccination coverage or alternative  
183 durations of disruption also yielded higher resilience with GN than GO vaccination (Table 1,  
184 supplementary Figures B2-3). The gain in resilience by switching from GO to GN vaccination was  
185 most evident under complete disruption of vaccination (i.e., 0% coverage at disruption) but still  
186 consistently found under less strong disruption (i.e., 20% or 40% coverage at disruption) (Table 1  
187 part II, supplementary Figure B2). As expected, resilience decreased with longer duration of  
188 disruption, with any vaccination strategy, but was always higher with the GN strategy (Figure 2).

189 The gain in resilience by switching from GO to GN vaccination was consistently above 2.7-fold  
190 under 60% coverage and above 2.0-fold under 90% coverage (Table 1 part III). Finally, in the  
191 scenario with no restart of vaccination, GN vaccination could ensure some resilience of at least  
192 125 cases prevented per 100,000 girls born for eight birth cohorts from the start of disruption  
193 (Figure 2).

194

### 195 *Gender-neutral vaccination to enhance progress towards elimination of cervical cancer*

196 Subsequently, we assessed the feasibility of reaching the WHO elimination threshold for  
197 ASIR of cervical cancer under highlighted scenarios. Introducing GO vaccination with 60%  
198 coverage would have the lowest impact, reducing the nationwide ASIR of cervical cancer from 11  
199 cases before the introduction of vaccination to 4.7 (UI: 4.3, 5.1) cases per 100,000 woman-years  
200 in 100 years, but this remained above the WHO elimination threshold (Figure 3). The other  
201 highlighted scenarios enabled elimination to be reached within 55 to 62 years. Introducing GN  
202 vaccination with 60% coverage in both girls and boys would reduce incidence down to 2.8 (UI:  
203 2.5, 3.2) cases per 100,000 woman-years, hence below the elimination threshold. The GO strategy  
204 with 90% coverage, as recommended by WHO, would also decrease incidence below the threshold  
205 to 2.4 (UI: 2.3, 2.6) cases per 100,000 woman-years. Lastly, given the already high vaccination  
206 coverage of 90% in girls, switching to the GN strategy would only marginally reduce incidence to  
207 2.3 (UI: 2.2, 2.3) cases per 100,000 woman-years.

208 Other combinations of coverage in boys and girls would also allow elimination. Without  
209 vaccination in boys, the WHO elimination threshold could be reached through a critical GO  
210 coverage of 70% (UI: 65, 73) (Figure 4). With vaccination in boys, a lower critical coverage in

211 girls might be sufficient for elimination. For instance, coverage between 50% and 70% in girls  
212 might also be sufficient for elimination when combined with moderate coverage (30%) in boys.

213 Finally, while disruption of vaccination does not prevent countries from reaching the  
214 elimination threshold eventually (provided vaccination resumes after disruption), it can prolong  
215 the number of years taken to attain this goal (supplementary Figure B4). Under the GO strategy  
216 with 90% coverage, for instance, disruption of vaccination for 5 years (as in the base case) would  
217 delay reaching elimination from 57 to 65 years since the start of vaccination. By switching to GN  
218 strategy (under 90% coverage), elimination could be reached in 58 years since the start of  
219 vaccination, even with disruption.

220

## 221 **DISCUSSION**

222 As observed worldwide during the COVID-19 pandemic, public health programmes can  
223 be dramatically impacted by the occurrence of sudden societal and infrastructural crises (WHO,  
224 2021). The repercussions of disruption of healthcare systems may subsequently translate into  
225 increased morbidity and mortality (Sharpless, 2020), and economic burden (Richards et al., 2020),  
226 at a population-level. In the present paper, using India as an example, we illustrate how the  
227 introduction of GN HPV vaccination could mitigate the negative impact of a sudden HPV vaccine  
228 delivery disruption. More specifically, using a validated agent-based model, calibrated to context-  
229 specific data, we have simulated a range of plausible scenarios of disruption of a national HPV  
230 vaccination programme and assessed the gain in resilience by shifting from GO to GN vaccination  
231 in terms of the number of cervical cancer cases still prevented in the birth cohort with vaccination  
232 disruption.

233 Our model-based exercise showed that in the case of HPV vaccination disruption for 5  
234 years (base case), resilience increased by 2.8-fold (from 107 to 302 cases per 100,000 girls born)  
235 and 2.2-fold (from 209 to 464 cases per 100,000 girls born) when shifting from GO to GN  
236 vaccination under 60% and 90% coverage, respectively. GN vaccination was shown to improve  
237 resilience irrespective of the duration of disruption. However, the absolute magnitude of resilience  
238 and of resilience gain resulting from adding boys to routine vaccination of girls steadily decreased  
239 with increasing duration of disruption, under all the vaccination strategies assessed, indicating that  
240 measures to restore HPV vaccination should be implemented as soon as feasible.

241 The main determinant underlying the gain in resilience by switching from GO to GN  
242 vaccination is the age difference between sexual partners, with men being on average older than  
243 women within sexual partnerships almost everywhere worldwide (Wellings et al., 2006). In cases

244 of vaccination disruption, the birth cohorts of boys vaccinated before the disruption would  
245 indirectly protect the cohorts of younger girls who missed out on vaccination during the disruption  
246 period. Since sexual behaviour is regulated by population-specific social norms, the magnitude of  
247 the resilience attributable to GN HPV vaccination is also expected to be different across  
248 populations. In India, for example, the age difference between male and female partners is on  
249 average 7 years (USAID, 2017), similar to the number of birth cohorts still retaining some  
250 protection by GN vaccination when we simulated no restart of vaccination after disruption.

251 In the present paper, we have also illustrated how the introduction of GN vaccination across  
252 India would enhance progress towards the elimination of cervical cancer. In principle, elimination  
253 across India could be reached with a critical level of GO coverage of 70%, which falls between  
254 the average coverage observed among girls aged 9 to 15 years living in countries with an active  
255 HPV vaccination programme, i.e., 53% (Bruni et al., 2021), and the coverage recommended by  
256 the WHO, i.e., 90% (WHO, 2020b). On the other hand, our model-based estimates suggest that  
257 cervical cancer elimination could be reached with 50% to 70% coverage in girls when combined  
258 with moderate coverage in boys, even if coverage in boys were lower than that of girls. In cases  
259 where GO coverage is already above 70%, GN vaccination would allow even more ambitious  
260 cervical cancer control targets to be reached, which might eventually make cervical screening  
261 targeted to vaccinated birth cohorts redundant (Tota, Isidean, & Franco, 2020). Moreover, as  
262 previously reported (Man, Georges, de Carvalho, et al., 2022), reaching elimination might be  
263 challenging in the Indian states with the highest baseline cervical cancer incidence before  
264 vaccination. In these cases, additional measures such as GN vaccination would be even more  
265 relevant.

266 A limitation of our study is that the critical levels of HPV vaccination coverage found for  
267 India are not necessarily generalisable to other populations. Baseline cervical cancer incidence and  
268 the magnitude of herd effect, i.e., the indirect protection offered by the vaccinated to the  
269 unvaccinated individuals of a population against HPV infection (Malagón, Laurie, & Franco,  
270 2018) should be considered. These are, in turn, governed by local sexual behaviour (Bosch et al.,  
271 1994; Schulte-Frohlinde, Georges, Clifford, & Baussano, 2021). As mentioned above for  
272 resilience, the critical level of vaccination coverage to reach cervical cancer elimination will be  
273 context-specific (Baussano, Lazzarato, Ronco, & Franceschi, 2018; Lehtinen, Gray, Louvanto, &  
274 Vänskä, 2022). Extrapolation of the results of this study to other populations will be limited to  
275 those sharing a similar set of local social norms to India. Nevertheless, we expect the principle of  
276 improving the resilience of cervical cancer prevention through a shift to GN vaccination to be  
277 widely applicable, and this is supported by the consistency of our results in India when stratifying  
278 by state-specific cervical cancer incidence.

279 Another limitation is the finite number of scenarios considered in which disruption of a  
280 health system might occur. For example, we did not explore changes in sexual behaviour in the  
281 population due to disruption. However, we did account for a large variation in the duration of  
282 disruption and in vaccination coverage at disruption through our sensitivity analyses. In addition,  
283 we do not consider here the influence of choice of HPV vaccine, as a quadrivalent vaccine (either  
284 indigenously produced or Gardasil) would be the likely choice for India due to the price advantage.  
285 In cases of using a nonavalent vaccine, or a vaccine with higher levels of cross-protection, we  
286 expect similar qualitative results for resilience, and elimination of cervical cancer could be  
287 expected to be more easily achieved.

288           Although a formal health-economic assessment of the introduction of GN HPV vaccination  
289 in India is beyond the scope of this paper, clearly adding vaccination of boys to the routine  
290 coverage of girls would approximately double the required number of vaccine doses and would  
291 increase the financial effort to be made by the national government. However, it has been  
292 demonstrated that GN HPV vaccination schedules are economically attractive in high-income  
293 tender-based settings, in particular where GO vaccine uptake is below 80% (Qendri et al., 2020).  
294 GN vaccination is likely to be even more attractive in India where population-based screening  
295 programmes have not yet been widely implemented. Furthermore, the actual determinants of a  
296 trade-off between redundancy and efficiency of resource allocation depends on context-specific  
297 planning and assessment. In our example, to achieve greater resilience, GN vaccination with 60%  
298 coverage would require more doses of vaccine while leading to fewer prevented cases of cervical  
299 cancer in vaccinated cohorts without interruption than GO vaccination with 90% coverage (Figure  
300 2). However, extending vaccination to boys could be easier to put in place than improving coverage  
301 in girls from 60% to 90% in some contexts. Finally, shifting from a two-dose to a single-dose HPV  
302 vaccination schedule could also improve the affordability of GN vaccination.

303           Having clearly illustrated the merits of GN vaccination considering different aspects across  
304 different settings here and in earlier studies (Chow et al., 2021; Elfstrom et al., 2016; Lehtinen et  
305 al., 2022; Lehtinen et al., 2018; Qendri et al., 2020), the next step is to establish a feasible pathway  
306 for implementation (de Sanjose & Bruni, 2020). In high-income countries, where affordability was  
307 not an issue, most vaccination programmes were initiated with the GO strategy, often combined  
308 with catch-up in girls/women, and are now increasingly shifting towards GN vaccination. In  
309 resource-limited settings, once routine vaccination in girls has been implemented, countries may  
310 need to make a choice between boys' vaccination or female catch-up vaccination. That choice will



311 depend on health-economic objectives, the type of health infrastructure already in place as well as  
312 societal values. In addition, shortages in vaccine supply will influence decision-making in the  
313 coming years until this is resolved (WHO, 2022b).

314 In conclusion, our model-based observations show that shifting from GO to GN  
315 vaccination may improve the resilience of the Indian HPV vaccination programme while also  
316 enhancing progress towards the elimination of cervical cancer. Our resilience estimates go beyond  
317 health-care disruption due to the COVID-19 pandemic. Indeed, any societal events undermining  
318 the routine activities of a healthcare system can produce a comparable effect. Over the years,  
319 disease prevention programmes have been disrupted by the occurrence of pandemics (Osterholm,  
320 2017; WHO, 2021), armed conflicts (Jawad et al., 2021; McGrath, 2022), economic sanctions  
321 (Germani et al., 2022), or widespread vaccine hesitancy (Larson, 2020). Therefore, we argue that  
322 such societal crises, which are unpredictable but expected to occur, should be anticipated through  
323 careful planning of disease prevention programmes.

324 **ACKNOWLEDGMENTS**

325 This study was funded by the Bill & Melinda Gates Foundation (grant number: INV-039876). For  
326 the authors identified as personnel of the International Agency for Research on Cancer or World  
327 Health Organization, the authors alone are responsible for the views expressed in this article and  
328 they do not necessarily represent the decisions, policy or views of the International Agency for  
329 Research on Cancer or World Health Organization. The designations used and the presentation of  
330 the material in this Article do not imply the expression of any opinion whatsoever on the part of  
331 WHO and the IARC about the legal status of any country, territory, city, or area, or of its  
332 authorities, or concerning the delimitation of its frontiers or boundaries.

333

334 **DISCLOSURE**

335 The authors declare nothing to disclose.

336

337 **DATA AVAILABILITY**

338 Data for model calibration were publicly available from sources that are listed in the supplementary  
339 material of an earlier publication (pp 11–13, DOI: 10.1016/S1470-2045(22)00543-5). The model  
340 code of EpiMetHeos and Atlas are available from the authors on request.

341 **AUTHOR CONTRIBUTIONS**

342 Supervision, Funding acquisition: IB, PB, SR

343 Conceptualization, Formal analysis, Writing – original draft: IB, IM

344 Methodology, Software, Visualization: IB, IM, DG

345 Validation, Writing – Review & Editing: IB, IM, DG, PB, SR

346

347 **REFERENCES**

- 348 Basu, P., Malvi, S. G., Joshi, S., Bhatla, N., Muwonge, R., Lucas, E., . . . Poli, R. (2021).  
349 Vaccine efficacy against persistent human papillomavirus (HPV) 16/18 infection at 10  
350 years after one, two, and three doses of quadrivalent HPV vaccine in girls in India: a  
351 multicentre, prospective, cohort study. *The Lancet Oncology*, 22(11), 1518-1529.  
352 doi:10.1016/S1470-2045(21)00453-8
- 353 Baussano, I., Lazzarato, F., Ronco, G., & Franceschi, S. (2018). Impacts of human  
354 papillomavirus vaccination for different populations: A modeling study. *Int J Cancer*,  
355 143(5), 1086-1092. doi:10.1002/ijc.31409
- 356 Bonjour, M., Charvat, H., Franco, E. L., Piñeros, M., Clifford, G. M., Bray, F., & Baussano, I.  
357 (2021). Global estimates of expected and preventable cervical cancers among girls born  
358 between 2005 and 2014: a birth cohort analysis. *Lancet Public Health*, 6(7), e510-e521.  
359 doi:10.1016/s2468-2667(21)00046-3
- 360 Bosch, F. X., Muñoz, N., de Sanjosé, S., Guerrerro, E., Ghaffari, A. M., Kaldor, J., . . . Shah, K.  
361 V. (1994). Importance of human papillomavirus endemicity in the incidence of cervical  
362 cancer: an extension of the hypothesis on sexual behavior. *Cancer Epidemiol Biomarkers*  
363 *Prev*, 3(5), 375-379.
- 364 Bruni, L., Saura-Lázaro, A., Montoliu, A., Brotons, M., Alemany, L., Diallo, M. S., . . . Bloem,  
365 P. (2021). HPV vaccination introduction worldwide and WHO and UNICEF estimates of  
366 national HPV immunization coverage 2010-2019. *Prev Med*, 144, 106399.  
367 doi:10.1016/j.ypmed.2020.106399
- 368 Bruni, L., Serrano, B., Roura, E., Alemany, L., Cowan, M., Herrero, R., . . . de Sanjose, S.  
369 (2022). Cervical cancer screening programmes and age-specific coverage estimates for

- 370 202 countries and territories worldwide: a review and synthetic analysis. *Lancet Glob*  
371 *Health*, 10(8), e1115-e1127. doi:10.1016/s2214-109x(22)00241-8
- 372 Canfell, K., Kim, J. J., Kulasingam, S., Berkhof, J., Barnabas, R., Bogaards, J. A., . . . Jit, M.  
373 (2019). HPV-FRAME: A consensus statement and quality framework for modelled  
374 evaluations of HPV-related cancer control. *Papillomavirus Res*, 8, 100184.  
375 doi:10.1016/j.pvr.2019.100184
- 376 Chow, E. P. F., Tabrizi, S. N., Fairley, C. K., Wigan, R., Machalek, D. A., Garland, S. M., . . .  
377 Chen, M. Y. (2021). Prevalence of human papillomavirus in young men who have sex  
378 with men after the implementation of gender-neutral HPV vaccination: a repeated cross-  
379 sectional study. *Lancet Infect Dis*, 21(10), 1448-1457. doi:10.1016/s1473-  
380 3099(20)30687-3
- 381 Colón-López, V., Díaz-Miranda, O. L., Medina-Laabes, D. T., Soto-Abreu, R., Vega-Jimenez, I.,  
382 Ortiz, A. P., & Suárez, E. L. (2021). Effect of Hurricane Maria on HPV, Tdap, and  
383 meningococcal conjugate vaccination rates in Puerto Rico, 2015-2019. *Hum Vaccin*  
384 *Immunother*, 17(12), 5623-5627. doi:10.1080/21645515.2021.2004809
- 385 de Sanjose, S., & Bruni, L. (2020). Is It Now the Time to Plan for Global Gender-Neutral HPV  
386 Vaccination? *J Infect Dis*, 222(6), 888-889. doi:10.1093/infdis/jiaa103
- 387 Elfstrom, K. M., Lazzarato, F., Franceschi, S., Dillner, J., & Baussano, I. (2016). Human  
388 Papillomavirus Vaccination of Boys and Extended Catch-up Vaccination: Effects on the  
389 Resilience of Programs. *J Infect Dis*, 213(2), 199-205. doi:10.1093/infdis/jiv368
- 390 Gallagher, K. E., Howard, N., Kabakama, S., Mounier-Jack, S., Griffiths, U. K., Feletto, M., . . .  
391 Watson-Jones, D. (2017). Lessons learnt from human papillomavirus (HPV) vaccination

- 392 in 45 low- and middle-income countries. *PLoS ONE*, *12*(6), e0177773.  
393 doi:10.1371/journal.pone.0177773
- 394 Germani, F., März, J. W., Clarinval, C., & Biller-Andorno, N. (2022). Economic sanctions,  
395 healthcare and the right to health. *BMJ Glob Health*, *7*(7). doi:10.1136/bmjgh-2022-  
396 009486
- 397 Jawad, M., Hone, T., Vamos, E. P., Cetorelli, V., & Millett, C. (2021). Implications of armed  
398 conflict for maternal and child health: A regression analysis of data from 181 countries  
399 for 2000-2019. *PLoS Med*, *18*(9), e1003810. doi:10.1371/journal.pmed.1003810
- 400 Joshi, S., Anantharaman, D., Muwonge, R., Bhatla, N., Panicker, G., Butt, J., . . . Basu, P.  
401 (2022). Evaluation of immune response to single dose of quadrivalent HPV vaccine at  
402 10-year post-vaccination. *Vaccine*. doi:10.1016/j.vaccine.2022.11.044
- 403 Larson, H. J. (2020). Japan's HPV vaccine crisis: act now to avert cervical cancer cases and  
404 deaths. *Lancet Public Health*, *5*(4), e184-e185. doi:10.1016/s2468-2667(20)30047-5
- 405 Lehtinen, M., Gray, P., Louvanto, K., & Vänskä, S. (2022). Editorial: In 30 years, gender-neutral  
406 vaccination eradicates oncogenic human papillomavirus (HPV) types while screening  
407 eliminates HPV-associated cancers. *Expert Rev Vaccines*, *21*(6), 735-738.  
408 doi:10.1080/14760584.2022.2064279
- 409 Lehtinen, M., Söderlund-Strand, A., Vänskä, S., Luostarinen, T., Eriksson, T., Natunen, K., . . .  
410 Garnett, G. (2018). Impact of gender-neutral or girls-only vaccination against human  
411 papillomavirus-Results of a community-randomized clinical trial (I). *Int J Cancer*,  
412 *142*(5), 949-958. doi:10.1002/ijc.31119

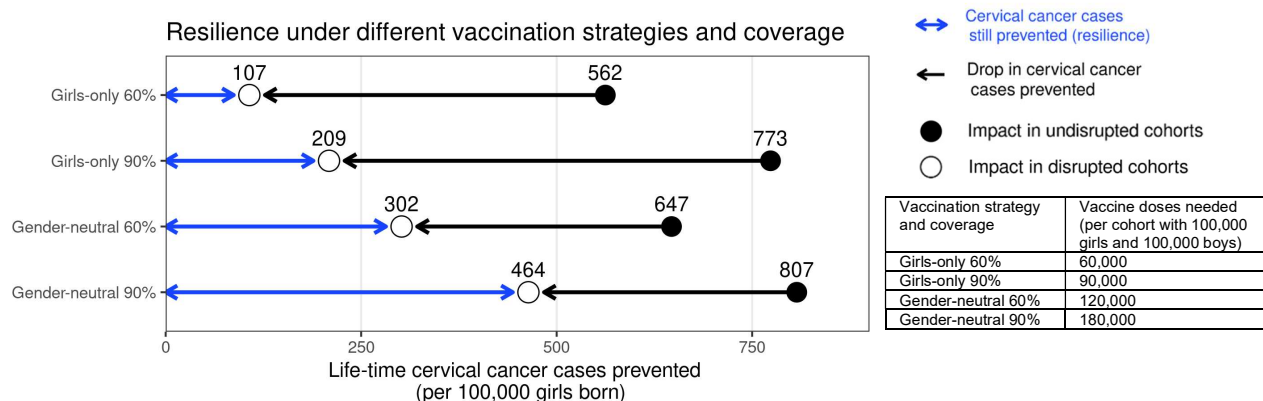
- 413 Malagón, T., Laurie, C., & Franco, E. L. (2018). Human papillomavirus vaccination and the role  
414 of herd effects in future cancer control planning: a review. *Expert Rev Vaccines*, *17*(5),  
415 395-409. doi:10.1080/14760584.2018.1471986
- 416 Man, I., Georges, D., Bonjour, M., & Baussano, I. (2022). “Footprinting” missing  
417 epidemiological data for cervical cancer: a case study in India. *medRxiv*.  
418 doi:10.1101/2022.06.28.22276994
- 419 Man, I., Georges, D., de Carvalho, T. M., Ray Saraswati, L., Bhandari, P., Kataria, I., . . .  
420 Baussano, I. (2022). Evidence-based impact projections of single-dose human  
421 papillomavirus vaccination in India: a modelling study. *Lancet Oncol*, *23*(11), 1419-  
422 1429. doi:10.1016/s1470-2045(22)00543-5
- 423 McGrath, E. (2022). Emergence of Vaccine-Preventable Diseases: The Perfect Storm of  
424 Hesitancy, Refusal, a Pandemic, and War. *Pediatr Ann*, *51*(11), e426-e430.  
425 doi:10.3928/19382359-20220913-03
- 426 Muhoza, P., Danovaro-Holliday, M. C., Diallo, M. S., Murphy, P., Sodha, S. V., Requejo, J. H.,  
427 & Wallace, A. S. (2021). Routine Vaccination Coverage - Worldwide, 2020. *MMWR*  
428 *Morb Mortal Wkly Rep*, *70*(43), 1495-1500. doi:10.15585/mmwr.mm7043a1
- 429 Osterholm, M. (2017). Global Health Security - An Unfinished Journey. *Emerging Infectious*  
430 *Diseases*, *23*, S225-S227. doi:<https://doi.org/10.3201/eid2313.171528>
- 431 Qendri, V., Bogaards, J. A., Baussano, I., Lazzarato, F., Vänskä, S., & Berkhof, J. (2020). The  
432 cost-effectiveness profile of sex-neutral HPV immunisation in European tender-based  
433 settings: a model-based assessment. *Lancet Public Health*, *5*(11), e592-e603.  
434 doi:10.1016/s2468-2667(20)30209-7

- 435 Richards, M., Anderson, M., Carter, P., Ebert, B. L., & Mossialos, E. (2020). The impact of the  
436 COVID-19 pandemic on cancer care. *Nat Cancer*, *1*(6), 565-567. doi:10.1038/s43018-  
437 020-0074-y
- 438 Schulte-Frohlinde, R., Georges, D., Clifford, G. M., & Baussano, I. (2021). Predicting cohort-  
439 specific cervical cancer incidence from population-based HPV prevalence surveys: a  
440 worldwide study. *American Journal of Epidemiology*, *191*(3), 402-412.  
441 doi:10.1093/aje/kwab254
- 442 Segi, M. (1960). Cancer mortality for selected sites in 24 countries 1950-57. *Sendai, Japan:*  
443 *Department of Public Health, Tohoku University of Medicine.*
- 444 Sharpless, N. E. (2020). COVID-19 and cancer. *Science*, *368*(6497), 1290.  
445 doi:10.1126/science.abd3377
- 446 The Lancet, O. (2022). Editorial: HPV vaccination in south Asia: new progress, old challenges.  
447 *Lancet Oncol*, *23*(10), 1233. doi:10.1016/s1470-2045(22)00567-8
- 448 Tota, J. E., Isidean, S. D., & Franco, E. L. (2020). Defining benchmarks for tolerable risk  
449 thresholds in cancer screening: Impact of HPV vaccination on the future of cervical  
450 cancer screening. *Int J Cancer*, *147*(12), 3305-3312. doi:10.1002/ijc.33178
- 451 USAID. (2017). The Demographic and Health Surveys (DHS) NFHS-4 India by United States  
452 Agency of International Development (USAID). Retrieved from  
453 <https://dhsprogram.com/publications/publication-fr339-dhs-final-reports.cfm>
- 454 Wellings, K., Collumbien, M., Slaymaker, E., Singh, S., Hodges, Z., Patel, D., & Bajos, N.  
455 (2006). Sexual behaviour in context: a global perspective. *Lancet*, *368*(9548), 1706-1728.  
456 doi:10.1016/s0140-6736(06)69479-8



- 457 WHO. (2020a). Coronavirus disease (COVID-19) pandemic. Retrieved from  
458 <https://www.who.int/europe/emergencies/situations/covid-19>
- 459 WHO. (2020b). Global strategy to accelerate the elimination of cervical cancer as a public health  
460 problem. Retrieved from <https://www.who.int/publications/i/item/9789240014107>
- 461 WHO. (2021). Third round of the global pulse survey on continuity of essential health services  
462 during the COVID-19 pandemic. Retrieved from  
463 [https://www.who.int/publications/i/item/WHO-2019-nCoV-EHS\\_continuity-survey-](https://www.who.int/publications/i/item/WHO-2019-nCoV-EHS_continuity-survey-2022.1)  
464 [2022.1](https://www.who.int/publications/i/item/WHO-2019-nCoV-EHS_continuity-survey-2022.1)
- 465 WHO. (2022a). Global Vaccine Market Report 2022. Retrieved from  
466 <https://www.who.int/publications/m/item/global-vaccine-market-report-2022>
- 467 WHO. (2022b). WHO HPV Vaccine Global Market Study. Retrieved from  
468 [https://www.who.int/publications/m/item/who-hpv-vaccine-global-market-study-april-](https://www.who.int/publications/m/item/who-hpv-vaccine-global-market-study-april-2022)  
469 [2022](https://www.who.int/publications/m/item/who-hpv-vaccine-global-market-study-april-2022)
- 470

471 **FIGURES**



472

473 **Figure 1. Resilience against HPV vaccination disruption in the base case. Predicted**

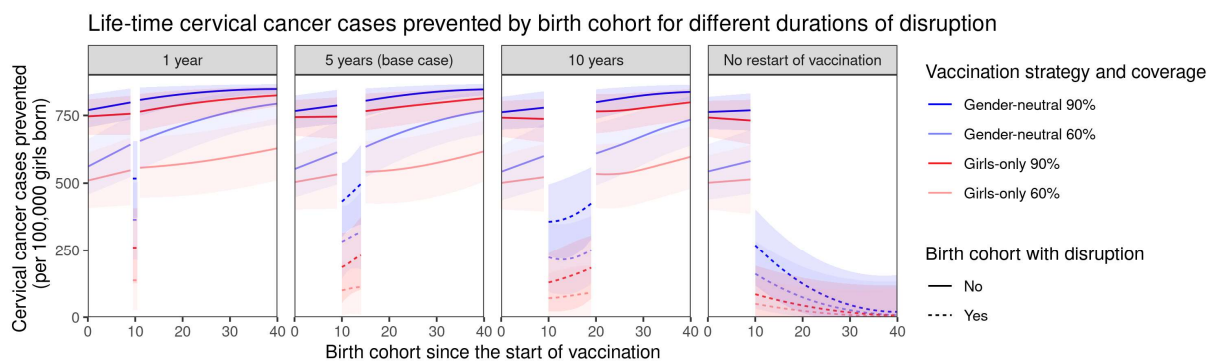
474 resilience, defined as life-time number of cervical cancer cases still prevented in the birth cohorts

475 with disruption of vaccination per 100,000 girls born (blue arrow), and drop in cervical cancers

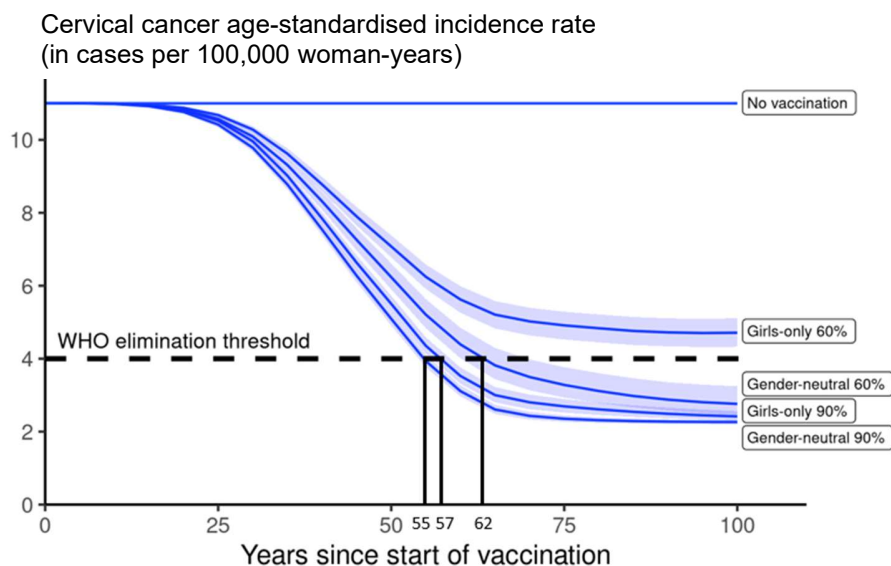
476 prevented as compared to impact in the cohorts vaccinated prior to the disruption (black arrow),

477 under the four highlighted scenarios. Disruption was simulated according to the base case with a

478 period of disruption of 5 years and 0% coverage in girls and boys during the disruption period.

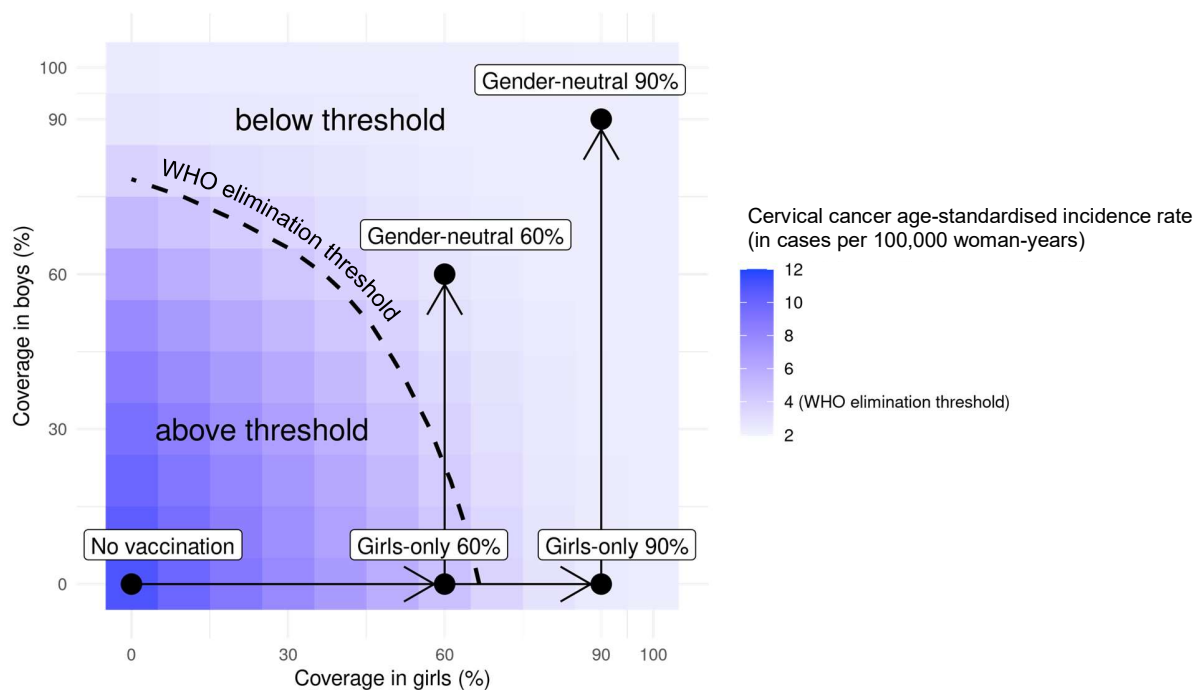


479  
480 **Figure 2. Resilience against HPV vaccination disruption in sensitivity analyses on duration**  
481 **of disruption.** Predicted life-time cervical cancer cases prevented by birth cohorts (per 100,000  
482 girls born) under different durations of disruption (panel) and in the four highlighted scenarios:  
483 girls-only strategy with 60% coverage (light red), girls-only strategy with 90% coverage (dark  
484 red), gender-neutral strategy with 60% coverage (light blue), and gender-neutral strategy with  
485 90% coverage (dark blue). Vaccination coverage was fixed at 0% in girls and boys during the  
486 period of disruption. Birth cohort 0 corresponds to the first vaccinated cohort. Birth cohorts with  
487 disruption correspond to dashed lines and birth cohorts without disruption to solid lines.



488

489 **Figure 3. Progress towards cervical cancer elimination over time.** Predicted cervical cancer  
490 age-standardised incidence (in cases per 100,000 woman-years) in the years since start of  
491 vaccination in India under no vaccination and in the four highlighted scenarios. The dashed line  
492 represents the WHO elimination threshold for cervical cancer elimination as a public health  
493 priority, i.e., age-standardised incidence of 4 cases per 100,000 woman-years. Disruption was  
494 simulated according to the base case with a period of disruption of 5 years and 0% coverage in  
495 girls and boys during the disruption period.



496  
497 **Figure 4. Attainment of cervical cancer elimination in the long term.** Heatmap of the predicted  
498 cervical cancer age-standardised incidence rate (in cases per 100,000 woman-years) in the long-  
499 term (i.e., at 100 years after the start of vaccination) in India by vaccination coverage in girls and  
500 boys (under no disruption of vaccination). The dashed curve represents the WHO elimination  
501 threshold for cervical cancer elimination, i.e., age-standardised incidence of 4 cases per 100,000  
502 woman-years. The five black circles correspond to no vaccination and the four highlighted  
503 scenarios: girls-only strategy with 60% coverage, girls-only strategy with 90% coverage, gender-  
504 neutral strategy with 60% coverage, and gender-neutral strategy with 90% coverage. The  
505 horizontal arrows represent scale-up of vaccination by increasing coverage in girls, and the vertical  
506 arrows represent switching to gender-neutral vaccination.

507 **TABLES**

508 **Table 1. Sensitivity analyses on coverage at disruption and duration of disruption on resilience.** Life-time number of cervical  
 509 cancer cases prevented per 100,000 girls born in birth cohorts vaccinated prior to disruption in part I. Sensitivity analyses on coverage  
 510 at disruption in part II and on duration of disruption in part III on resilience (defined as the life-time number of cervical cancer cases  
 511 still prevented in the birth cohorts with disruption of vaccination per 100,000 girls born) and resilience ratio (defined as fold change in  
 512 resilience by switching from one scenario to another). Uncertainty intervals are reported in brackets.

*I. Life-time number of cervical cancer cases prevented prior to disruption*

Scenario	GO 60%	GO 90%	GN 60%	GN 90%
No disruption	562 (444, 676)	773 (701, 836)	647 (539, 746)	807 (752, 853)

*II. Sensitivity analyses on coverage at disruption (with duration of disruption fixed at 5 years)*

Coverage at disruption in %	Resilience by vaccination strategy and coverage				Resilience ratio		
	GO 60%	GO 90%	GN 60%	GN 90%	GO 60% to GO 90%	GO 60% to GN 60%	GO 90% to GN 90%
0 (base case)	107 (7, 214)	209 (81, 340)	302 (170, 437)	464 (328, 602)	2.0	2.8	2.2
20	271 (155, 391)	355 (221, 490)	425 (297, 559)	550 (416, 680)	1.3	1.6	1.6
40	410 (277, 534)	476 (343, 599)	527 (401, 647)	621 (500, 730)	1.2	1.3	1.3

*III. Sensitivity analyses on duration of disruption (with coverage at disruption fixed at 0%)*

Duration of disruption in years	Resilience by vaccination strategy and coverage				Resilience ratio		
	GO 60%	GO 90%	GN 60%	GN 90%	GO 60% to GO 90%	GO 60% to GN 60%	GO 90% to GN 90%
1	137 (26, 253)	261 (125, 407)	365 (215, 502)	517 (372, 655)	1.9	2.7	2.0
2	125 (17, 233)	240 (105, 375)	344 (206, 480)	500 (359, 642)	1.9	2.7	2.1
5 (base case)	107 (7, 214)	209 (81, 340)	302 (170, 437)	464 (328, 602)	2.0	2.8	2.2
10	80 (0, 182)	154 (33, 275)	226 (96, 358)	382 (240, 525)	1.9	2.8	2.5