

1 TITLE PAGE

2 **Full title:** The impacts of COVID-19 and its policy response on access and utilization of
3 maternal and child health services in Tanzania: a mixed methods study

4 **Short title:** COVID-19 impact in Tanzania

5 **Authors:** Elizabeth H. Shayo¹; Nahya Kh. Nassor²; Leonard E.G. Mboera³; Esther Ngadaya⁴;
6 Peter Mangesho⁵; Mtumwa Bakari¹; Mark Urassa⁶; Mohamed Seif⁵; Clotilda Tarimo⁷; Ame
7 Masemo²; Blandina T. Mmbaga⁷; Natasha O’Sullivan⁸; David McCoy⁹; Giuliano Russo^{*7}

8 ^{*}Corresponding author: Giuliano Russo. Queen Mary University of London, 58 Turner Street, E1
9 2AB London (UK). Email address: g.russo@qmul.ac.uk. ORCID: 0000-0002-2716-369X

10 Institutional affiliations

11 ¹ Elizabeth H. Shayo (BA, MA, P.h.D, Post Doc,) National Institute for Medical Research, Dar es
12 Salaam, Tanzania

13 ² Nahya Kh. Nassor (BSc), Zanzibar Health Research Institute, Zanzibar, Tanzania

14 ³ Leonard E.G. Mboera (BVM, MSc., PhD), SACIDS Foundation for One Health, Sokoine
15 University of Agriculture, Morogoro, Tanzania

16 ⁴ Esther Ngadaya (MD, PhD), National Institute for Medical Research, Muhimbili Research
17 Centre, Dar es Salaam, Tanzania

18 ⁵ Peter Mangesho (BA, MA, PhD), National Institute for Medical Research, Amani Research
19 Centre, Muheza, Tanzania, Tanzania

20 ¹ Mtumwa Bakari (Adv Dipl., MSc), National Institute for Medical Research, Dar es Salaam,
21 Tanzania

22 ⁶ Mark Urassa (BA, MA), National Institute for Medical Research, Mwanza Research Centre,
23 Mwanza, Tanzania

24 ⁵ Mohamed Seif (BA), National Institute for Medical Research, Amani Research Centre,
25 Muheza, Tanzania, Tanzania

26 ⁷ Clotilda Tarimo (BA, MSc), Kilimanjaro Clinical Research Institute, Kilimanjaro Christian
27 Medical Centre and Kilimanjaro Christian Medical University College, Tanzania

28 ² Ame Masemo (BSc, MSc), Zanzibar Health Research Institute, Zanzibar, Tanzania

29 ⁷ Blandina T. Mmbaga (MD, PhD), Kilimanjaro Clinical Research Institute, Kilimanjaro Christian
30 Medical Centre and Kilimanjaro Christian Medical University College , Tanzania

31 ⁸ Natasha O'Sullivan (MBBS, MSc), Wolfson Institute of Population Health, Queen Mary
32 University of London, London, United Kingdom

33 ⁹ David McCoy, (MD, DrPH), International Institute for Global Health, The United Nations
34 University, Kuala Lumpur, Malaysia

35 ⁸ Giuliano Russo (MSc, DrPH), Wolfson Institute of Population Health, Queen Mary University of
36 London, London, United Kingdom

37

38 **Title: The impacts of COVID-19 and its policy response on access and utilization**
39 **of maternal and child health services in Tanzania: a mixed methods study**

40 **ABSTRACT**

41 The SARS-Cov-2 virus (COVID-19) has had a global social and economic impact. Despite the
42 growing evidence, its effects on access and delivery of maternal and child health services in low-
43 income countries are still unclear. This cross-sectional case study was conducted in Mjini
44 Magharibi, Chake Chake, and Ilala districts in Tanzania to help fill this gap.

45 The study combined qualitative and quantitative data collection methods, providing an account of
46 the evolution of the pandemic and the associated control measures in Tanzania. We drew from
47 34 in-depth interviews, 60 semi-structured interviews, and 14 focus group discussions with key
48 informants, patients, and health providers, and complemented the findings with a review of
49 pandemic reports and health facility records. We followed the Standards for Reporting Qualitative
50 Research to provide an account of the findings.

51 Our account of the pandemic shows that there was a non-linear policy response in Tanzania, with
52 diverse control measures adopted at various stages of the epidemic. There was a perception that
53 COVID-19 services were prioritized during the epidemic at the expense of regular ones. There
54 were reports of reorganisation of health facilities, reallocation of staff, rescheduled antenatal and
55 postnatal clinics, and reduced time for health education and child monitoring. Scarcity of essential
56 commodities was reported, such as vaccines, equipment, and medical supplies. Such perceptions
57 were in part supported by the routine utilization evidence in the three districts, showing a lower
58 uptake of antenatal, postnatal, family planning, and immunization services, as well as fewer
59 institutional deliveries.

60 Our findings suggest that, despite the erratic policy response in Tanzania, fear caused by the
61 pandemic and the diversion of resources to control COVID-19 may have contributed most to lower
62 the utilization of mother and child services. For future emergencies, it will be crucial to ensure the
63 policy response does not weaken the population's demand for services.

64

65 **Key words:** COVID-19; lockdown policies in low-income countries; access to healthcare;
66 reproductive and child health services; Tanzania health system.

67

68 **1 INTRODUCTION**

69 By December 2022, more than half a billion cases of COVID-19 had been recorded worldwide,
70 and the pandemic had officially claimed the lives of 6.4 million people [1]. Although its effects
71 have been felt across the world, the actual impact of the pandemic has varied hugely depending
72 on context. Both the direct impact of COVID-19 on mortality and morbidity, as well as the indirect
73 impacts of the communicable disease control measures implemented to prevent transmission,
74 have been experienced differently from region to region, from country to country, and from
75 community to community. The indirect effects of COVID-19 on health occur through multiple
76 pathways [2], including through reduced supply of health services due to resource and personnel
77 shortages caused by lockdown measures; weakened demand for care because of travel
78 restrictions and fear of contagion; and the knock-on effects of scarce resources being diverted
79 toward COVID-19 [3].

80 Documented accounts of the indirect harms of other infectious disease epidemics include the loss
81 of children's learning from prolonged school closures [4], decreased access to basic
82 administrative services [5], and traveling restrictions and border closures to contain transmission
83 [6]. Significant disruption to the supply and demand of maternal and child health services was
84 reported [7], which is something that had previously been observed also during the Ebola Virus
85 Disease (EVD) epidemic in Guinea, Sierra Leone, Liberia, and the Democratic Republic of Congo
86 (DRC) [8]. In the DRC, EVD was associated with additional delays in care for women experiencing
87 pregnancy complications, leading to adverse outcomes [9]. In Sierra Leone, a decline in
88 reproductive and child healthcare uptake among women was reported because of fear of
89 contracting EVD in health facilities [10], while some women in DRC were reluctant to seek care
90 from health facilities due to the fear of being transferred to Ebola treatment camps. A recent review
91 [11] concluded that epidemic-related lockdowns carry heavy consequences for the health of
92 women and children, and that governments should weigh the trade-offs of introducing such
93 measures in low-income settings.

94 The suspension of basic curative and preventive health services is another indirect impact of
95 epidemics, including the effort to maintain services during epidemics at a time when critical
96 resources such as human power, funding, and medical supplies are redirected to emergency
97 services [12]. In this respect, during the SARS epidemic in Taiwan in 2003, ambulatory care
98 services decreased by 23.9%, while inpatient care dropped by 35.2% [13]. During the EVD
99 outbreak in Sierra Leone, antenatal care coverage was reported to have decreased by 22%, and

100 the coverage of family planning declined by 6%, alongside disruption to facility delivery and
101 postnatal care [14].

102 In this paper, we present a descriptive analysis of the impact of the COVID-19 pandemic in
103 Tanzania drawing from multiple sources of information. We describe what is known about the
104 epidemic itself, as well as the policy response, and direct and indirect effects and impacts. At
105 present, there are few published empirical accounts of the impact of COVID-19 from Tanzania.
106 The lessons from this experience will inform future pandemic preparedness plans for Tanzania,
107 as well as for other low-income countries.

108 **2 METHODS**

109 With a view toward constructing a holistic account of the COVID-19 pandemic in Tanzania, we
110 employed a country case study design using quantitative and qualitative evidence from multiple
111 sources. The study relied on primary and secondary data, including in-depth interviews of key
112 informants, focus group discussions (FGDs), semi-structured household interviews, and
113 documental analysis of published and unpublished reports. The country case study included an
114 in-depth nested study of three purposively selected districts from three regions in Tanzania: Mjini
115 Magharibi for Unguja, Chake Chake for Pemba, and Ilala for Dar-es-Salaam. The rural–urban
116 criterion was considered, with Mjini Magharibi and Ilala representing urban districts and Chake
117 Chake representing rural settings. We set out to provide an account of the pandemic itself, and
118 of the policy responses and impacts on mother and child healthcare (MCH) services.

119 **2.1 Sources of information and data**

120 To produce an account of the pandemic, we retrieved data on COVID-19 cases, deaths, and
121 vaccinations from the World Health Organization (WHO) Coronavirus Dashboard, compiling data
122 on the number of laboratory-confirmed cases and deaths and triangulating such information with
123 the data made available by the Ministry of Health of Tanzania and district health administrations
124 at the time.

125 For the country’s policy response, we retrospectively and prospectively collated information on
126 dates and details of government mandates, complementing this with information collected by the
127 University of Oxford’s COVID-19 Government Response Tracker (OxCGRT) and WHO’s global
128 health data observatory. The OxCGRT project has collected data from over 180 countries on 13
129 government policy responses to COVID-19, including 6 that fall within our definition of “lockdown
130 measures”: 1) workplace closures; 2) school closures; 3) restrictions on public gatherings; 4) stay-

131 at-home requirements; 5) restrictions on movement; and 6) international travel controls. These
132 data were triangulated and combined into a policy response timeline and validated by the
133 research team in the field in Tanzania.

134 To produce an account of the impact on MCH services, we used i) qualitative data from our in-
135 depth interviews, FGDs, and semi-structured household interviews; and ii) analysis of routine
136 utilization data for mother and child services from facilities in the selected study sites. We used
137 data from 10 facilities providing MCH services, of which 5 were from Unguja Mjini and 5 were
138 from Chake Chake district, covering hospitals, health centers, and dispensaries. Data were also
139 extracted from the District Health Information System (DHIS2).

140 Data included routine data on the uptake of child, maternal, and reproductive health services, as
141 well as indicators of sexual and reproductive health such as immunization services, antenatal and
142 postnatal attendance, health facility deliveries, deaths, caesarean sections, outpatient
143 attendance, maternal deaths, and hospital admissions. The data collected covered the period
144 from January 2019 to April 2021 to capture the variation of utilization before, during, and after
145 pandemic.

146 **2.2 Data collection for the interviews**

147 *2.2.1 Recruitment of study participants*

148 In each district, one ward was selected for community interviews and FGDs. In each ward,
149 stratification was done to represent wealthier, middle, and poor households; thus 20 households
150 were selected to represent three categories in each ward. Households were then selected
151 randomly based on a sampling frame designed to achieve a balanced mix of household types. A
152 typology of households was developed for this purpose, and at least, each household had at least
153 one member of reproductive age. Recruitment of key informants and healthcare workers was
154 done by researchers in collaboration with the national and district focal persons on health issues,
155 while the community leadership was involved at community level.

156 *2.2.2 Interviews with key informants*

157 A total of 34 informants were interviewed (Table 1). These included representatives from the
158 Zanzibar Ministry of Health, the Ministry of Education of Tanzania, the United Nations Children's
159 Fund (UNICEF), WHO, the Global Fund to Fight AIDS, Tuberculosis and Malaria, and non-
160 governmental organizations (NGOs) interested in reproductive health issues, including the
161 Tanzania Media Women's Association (TAMWA), *Chama cha Uzazi na Malezi Bora Tanzania*

162 (UMATI), and the Zanzibar Female Lawyers Association (ZAFELA). In addition, medical officers,
163 reproductive health coordinators, and educational officers at regional and district levels were
164 interviewed. Further interviews were also conducted with community leaders, traditional healers,
165 traditional birth attendants, and community health workers from the selected wards.

166 **Table 1: Study participants by type of qualitative method and location**

Method	Participant	Number of participants			
		National	Regional	District	Community
In-depth interviews	Key informants and community influential and leaders	8	2	11	13
FGDs	Healthcare workers, community members, and community leaders	–	–	24	35
Semi-structured interviews	Household members	–	–	–	60
Records	Health facility records	–	–	10	–

167

168 2.2.3 Focus Group Discussions

169 A total of 11 FGDs were conducted at community level in Chake Chake, Mjini Magharibi, and
170 Ilala. These included community members (separate groups of adult and adolescent, divided into
171 male and females to capture MCH services specific users) and community leaders. In addition,
172 three FGDs were conducted involving healthcare providers working in the reproductive health
173 sections from different health facilities in the study districts. The FGDs collected views and
174 experiences related to COVID-19 control policies and how they impacted the access to
175 reproductive health services for mothers and children. Each FGD had a total of 8–12 participants,
176 and the discussion lasted between 90 and 120 minutes.

177 Data collection guides were predesigned to capture important aspects such as child and mothers'
178 services and how they were impacted by COVID-19, and factors that contributed to such impacts.
179 The interviews were conducted in Kiswahili or English in a private and quiet setting, lasted
180 between 45 and 60 minutes, and were all audio-recorded.

181 2.2.4 *Household interviews*

182 A total of 60 semi-structured household interviews were conducted where two members from
183 each household were interviewed using the same guide. The aim of interviewing the second
184 person was to cross-check the information provided by the first interviewee in the respective
185 household by adding or clarifying some of the information.

186 **2.3 Data analysis**

187 Recorded interviews and FGDs were transcribed verbatim and later translated into English. One
188 of the investigators went through the transcripts, comparing them against the audio recording to
189 confirm the correctness of the transcription. The second stage involved familiarization with the
190 interviews by recording any analytical notes, thoughts, and interesting impressions related to the
191 study's objectives. Multiple investigators went through the transcripts to identify codes using a
192 thematic deductive analysis approach, and the transcripts were later reviewed by all
193 research team members for consensus building. Data were then coded following the coding
194 framework, which included broad themes such as general availability of reproductive and child
195 health (RCH) services, vaccination services, family planning services, antenatal and postnatal
196 services, and outcomes. Patterns of responses, including similarities and differences, were
197 documented. The codes formed the themes that were used in presenting the findings. The
198 principles of the framework by Roberton et al. (2020) guided data extraction and analysis [15].
199 Triangulation of data was carried out across quantitative and qualitative data and different types
200 of informants to enhance the internal validity of the findings.

201 The 21-item checklist from the Standards for Reporting Qualitative Research (SRQR) was used
202 to inform the qualitative approach of the research and report on the interview findings [16].

203 **2.4 Ethical considerations**

204 This study received ethical clearance from Tanzania's National Institute of Medical Research (ref:
205 NIMR/HQ/R.8a/Vol.IX/3742). Permission to conduct the study was obtained from the regional and
206 district authorities. Participants were informed they could participate voluntarily, and that they
207 could withdraw from the study at any point during the interview. Consent to participate in the study
208 was sought from all participants. All participants later signed a written informed consent form.
209 Confidentiality, anonymity, and privacy were maintained throughout the study.

210 **3 RESULTS**

211 Prior to the pandemic, there had been a noticeable improvement in health system performance
212 in Tanzania attributed to human resources and financial allocations. Tanzania's Demographic
213 Health Survey indicated that the under-five mortality rate declined from 81 deaths per 1,000 live
214 births in 2010 to 67 deaths per 1,000 live births in 2016; the use of modern contraceptives among
215 married women increased slightly from 27% in 2010 to 32% in 2016; and almost all women (98%)
216 who had given birth in the five years preceding the survey had received antenatal care from a
217 skilled provider at least once for their last birth. Of those women who had given birth in the
218 previous five years, 64% had been delivered by a skilled provider and 60% had been delivered in
219 a health facility [17].

220 In the sections below, we first outline the specific measures that were taken in response to the
221 evolution of the pandemic drawing from the documental analysis. We then present the qualitative
222 evidence on the perceived and measured impact on reproductive and child services, triangulated
223 with the available data on service utilization. The section concludes with the qualitative and
224 quantitative findings regarding the demand for healthcare and perceptions of the availability of
225 specific mother and child services.

226 **3.1 The pandemic and the policy response measures**

227 The first COVID-19 case was recorded in Tanzania on March 16, 2020 in the city of Arusha in a
228 traveler returning from Belgium. The second case was recorded in Dar-es-Salaam on March 18,
229 2020, and the infection later spread to the rest of the regions. The government immediately
230 reactivated the epidemic response team and the Emergency Operations Centre. The main
231 interventions implemented included case detection and investigation, contact tracing, testing,
232 case management, infection prevention and control, risk communication, and the promotion of
233 public health measures to slow down and contain the COVID-19 outbreak. These were enforced
234 through the guidelines published for COVID-19 case management and infection prevention
235 control for health workers and the public in line with WHO recommendations. The public were
236 asked to report suspected COVID-19 cases and triage was instigated in most health facilities,
237 with mandatory temperature screening upon entry. By September 2022, a total of 39,341
238 confirmed cases and 845 deaths had been captured [18].

239 Tanzania's policy response to COVID-19 was distinguished by three distinct phases. To begin
240 with, in March and April 2020, Tanzania undertook a set of responses that was similar and
241 common to other countries in the region. In response to the first COVID-19 case, the Ministry of

242 Health immediately reactivated the Rapid Response Teams at the national, regional, and district
243 level. In addition, the Tanzanian government implemented various WHO-recommended
244 measures and issued a collection of guidelines on topics that included maintaining provision of
245 routine services, mandatory quarantine of travelers, and the utilization of personal protective
246 equipment (PPE).

247 On March 17, 2020, all preschools and primary and secondary schools were closed, initially for
248 one month but then extended indefinitely. On March 19, 2020, universities and other higher
249 education facilities were also closed. From March 23, 2020, all incoming travelers from countries
250 affected by COVID-19 were subject to a mandatory institutional quarantine for 14 days at their
251 own cost in government-designated facilities. Citizens were encouraged to avoid traveling within
252 and between the affected regions. but there was no home confinement order. The government
253 decided not to implement a strict lockdown, fearing the economic cost and the disruption to
254 provision of and access to routine health services, which in Tanzania would have compounded
255 the large burden of infectious diseases (such as tuberculosis and HIV) [19]. However, some
256 individuals and families voluntarily self-isolated when they had been in contact with an infected
257 person. Call centres were established to allow citizens to report any suspected case, or to seek
258 clarification on issues related to COVID-19 (Fig. 1).

259 **Figure 1: Tanzania's policy response according to the Oxford Stringency Index (March 2020–September 2021)**

260 *Source: University of Oxford (2022) COVID-19 OxCGR*

261 At the time of school closures, wearing of facemasks became mandatory on public transport, and
262 all individuals were encouraged to wear facemasks whenever they were outside their homes.
263 Public health messages regarding hand hygiene were accompanied by the provision of portable
264 water carrying devices, with soap and sanitizers to facilitate handwashing. Bus terminals,
265 business areas, churches, and mosques were required to have handwashing facilities.

266 International air travel was suspended from April 12, 2020, but Dar-es-Salaam port, which handles
267 around 95% of all international trade, was kept open. Cross-border movement of cargo trucks
268 was permitted, but when a truck driver tested positive at the border between Tanzania and Kenya,
269 both countries agreed to provide testing services for truck drivers as of May 7, 2020.

270 When the country observed a declined trend of COVID-19 cases and deaths around mid-May
271 2020, the government embarked on a different approach. The ban on international flights was

272 lifted on May 18, 2020, and international flights resumed from May 27, 2020. Screening at the
273 port of entry continued.

274 On May 29, 2020, the President announced all schools would reopen and that sports would
275 resume from June 1, 2020. Universities and Form 6 reopened, and assessment and mitigation
276 measures were put in place by the government to protect students and teachers. Other non-
277 conventional approaches included the promotion of herbal and plant-based remedies as
278 treatment for COVID-19.

279 **3.2 Impact on mother and child services**

280 *3.2.1 Suspension of clinics and services*

281 In response to the pandemic, some clinics and services in the three study sites were reported to
282 have been suspended because some of the units and/or spaces were either used for
283 management of COVID-19 patients or had inadequate human resources to maintain normal
284 operations. For example, in Ilala district, manual vacuum aspiration during delivery was stopped
285 in one of the facilities to allow more space to handle COVID-19 patients.

286 *“You know our health facility is so small so what I did was to stop providing manual
287 vacuum aspiration services, and used such room for handling COVID-19 patients.
288 Sadly, to date the service has not resumed to its normal operation. If we receive clients,
289 we refer them to district hospital.” (FGD, healthcare provider, Ilala)*

290 Structural changes in the provision of specific RCH services made it more difficult for mothers to
291 access them. In Mjini Magharibi, the number of health facilities providing family planning was
292 reduced from six to three. There were also reports of fear of contracting coronavirus while
293 accessing family planning services:

294 *“Yes, people were frightened because in the hospitals there were many Corona
295 patients, therefore, they thought going there would pose danger in contracting COVID-
296 19 infection, hence they decided to wait!” (Household member, Ilala)*

297 *3.2.2 Disruption of the medical supply chain*

298 Key informants reported that there was disruption to procuring and distributing medical supplies
299 due to border closures and the suspension of international travel. This caused procurement
300 delays, leading to shortages of essential medicines and services, especially those sourced

301 through the Central Medical Stores. As a result, supplies of medicines and laboratory reagents
302 were limited, necessitating outsourcing medications from private health facilities:

303 *“The availability of some medicines was a bit challenging. The available resources were*
304 *directed to COVID-19 response, hence caused [a] shortage of some supplies. It*
305 *reached a time that when you place an order to the Central Medical Stores, you are*
306 *informed the medicines are out of stock. ...” (Key informant interview, district level, Mjini*
307 *Magharibi)*

308 Key informants and healthcare providers described how contraceptive medications were less
309 available and services were subsequently reduced:

310 *“Corona had an effect. At first the drugs were inadequate ... they were not imported.*
311 *Even syringes were inadequate, so instead of giving family planning services every*
312 *month, the schedule was changed to give [them] after every three months.” (Health*
313 *worker, FGD, Unguja)*

314 3.2.3 Human resources reallocation, infections, and prioritizations

315 In many health facilities, the in-charges and heads of department were relocated to manage
316 COVID-19 isolation camps and other services, creating chaos and workforce shortages in some
317 services. In particular, follow-up services were disrupted:

318 *“... All the administration [i.e., health facility in-charges and heads of departments] and*
319 *other workers who were supposed to make follow-up were the ones who also went for*
320 *outreach and provide services to the COVID-19 isolation camps.” (Key informant*
321 *interview, district level, Chake Chake)*

322 The provision of services was also negatively affected due to staff members becoming infected
323 with COVID-19:

324 *“We have ultrasound in our facility with only one expert, who got infected with COVID-*
325 *19. Thus, the ultrasound services were suspended.” (FGD, Healthcare provider, Mjini*
326 *Magharibi)*

327 Care providers reported a change in planned activities as COVID-19 became the main priority.
328 For example, antenatal clinics prioritized COVID-19 during health education sessions rather than
329 other, common aspects of RCH.

330 **3.3 Demand for healthcare and perceptions regarding availability of and** 331 **access to health services**

332 Different perspectives regarding the availability of, and access to, health services emerged
333 between informants at various levels. While officials at the national, regional, and district level,
334 health workers, and community FGD participants declared they had observed disruption in the
335 provision of RCH services, the majority of household members – especially from Chake Chake
336 rural district – did not observe such differences. Household members reported RCH as operating
337 normally, while taking the necessary precautions against COVID-19:

338 *“... Reproductive health services during COVID-19 pandemic were available as usual.*
339 *... People were seeking services but were not allowed to stay long in the facility.” (In-*
340 *depth interview, household member, Chake Chake)*

341 Such statements were common throughout the interviews at the household level in the three
342 districts. Key and health facility informants said that, in areas where services operated, they were
343 fast-tracked to avoid clients staying a long time at the health facility. In some cases, extra space
344 was created to allow for social distancing. Other changes made are described below.

345 *3.3.1 Access to family planning services*

346 The majority of study participants at all levels reported observing low uptake of family planning
347 services because of changes in clinic schedules, fear of COVID-19 infection, and the unavailability
348 of contraceptives. These changes interfered with preferred methods of family planning. Some
349 women reported that they were given contraceptive pills for a longer time than usual to
350 accommodate the increased time interval between clinics:

351 *“... Services continued as usual, but we were given contraceptive pills to be used for*
352 *months instead of our usual monthly frequency. ...” (Household member, Mjini*
353 *Magharibi)*

354 An organization dedicated to providing family planning services also observed this declining trend,
355 as revealed in the following quote:

356 *“We have observed low turn-up for family planning services since when COVID-19*
357 *started. This thing has affected us so much as a result; we have a huge task of going*
358 *back to the community to educate and sensitize them, so that they can continue*
359 *seeking the services.” (In-depth interview, NGO, Zanzibar)*

360 Healthcare providers confirmed having witnessed reduced family planning coverage both in
361 Chake Chake and Mjini Magharibi.

362 *“Family planning visits dropped. Usually, monthly coverage ranged between 70% and*
363 *100%. But during COVID-19, the visits dropped to less than 50% per month.” (Health*
364 *worker, FGD, Mjini Magharibi)*

365 Quantitative analysis reflecting the period between January and March in 2019, 2020, and 2021
366 reveals a decrease in family planning utilization in 2020 for continuing clients, while an increased
367 trend was noted for new clients in 2020 and 2021 (Fig. 2).

368 **Figure 2: Patients visiting family planning services in the selected health facilities during the first three months**
369 **of subsequent years of the pandemic**

370 *Source: Ministry of Health of Zanzibar (2022)*

371 3.3.2 Access to vaccination services

372 Key informants and healthcare providers reported a critical gap in providing immunization
373 services. The timetable for vaccine administration to mothers and children was disrupted due to
374 rescheduling clinic visits and shortages of vaccines and equipment. A participant in Ilala
375 commented:

376 *“We faced a lot of challenges because it reached a time our health facility and*
377 *neighboring facilities ran out of all the vaccines. It was a big challenge even when we*
378 *instructed them [clients] to attend another facility, they also missed them.” (FGD, health*
379 *workers, Ilala)*

380 The unavailability of vaccines was also confirmed by community members who sought such
381 services. Some mothers were reported to have withdrawn from child vaccination programs due
382 to fear of catching COVID-19 infection. Key informants in Chake Chake district said community
383 health workers were engaged to inform and educate mothers on the importance of attending
384 antenatal clinic services, but hesitation persisted. Care providers from the same district reported
385 reductions in immunization coverage from 100% to 28%. Surprisingly, contrary to what was
386 reported by care providers and key informants, the majority of household members in all three
387 districts reported the provision of child immunization services to have continued normally while
388 observing COVID-19 preventive measures. Statements like *“... everywhere children received*
389 *immunizations and treatment services”* were common in many of the community interviews.

390 Despite perceived drops in immunization services from qualitative findings, quantitative data
391 reveal similar or slightly increased trends when measured at three-month intervals (January-
392 March 2019, 2020 and 2021). In 2021, there was increased coverage for all vaccines (except
393 polio) in both Unguja and Pemba (Fig. 3).

394 **Figure 3: Number of children vaccinated from selected health facilities in Mjini Magharibi and Chake Chake, by**
395 **comparable time intervals before, during, and after the pandemic**

396 *Source: Ministry of Health of Zanzibar (2022)*

397 3.3.3 *Reduced health facility delivery*

398 Both key informants and healthcare providers noted a reduction in health facility deliveries, which
399 they attributed to fear of COVID-19 among expectant mothers coupled with inadequate and
400 unavailable services. This necessitated referral to other facilities for services such as caesarean
401 sections, and had severe repercussions:

402 *“For example, women requiring cesarean section at mid-level facility [name hidden]*
403 *were instructed to go to the higher-level facility [name hidden]. This delay led to death*
404 *due to complications such as postpartum hemorrhage.” (FGD, healthcare provider,*
405 *Ilala)*

406 Inadequate numbers of postdelivery beds and rooms that could maintain physical distancing
407 interfered with the standard procedures of monitoring delivering mothers:

408 *“... What happened was that after delivery the mother was supposed to remain in the*
409 *clinic for at least 24 hours. However, due to limited number of delivery rooms and beds,*
410 *we did not let them to stay at the clinic, so they were released after 4–6 hours.” (Key*
411 *informant interview, district level, Mjini Magharibi)*

412 A similar trend was observed by community health workers who followed up pregnant mothers
413 and under-fives. Adult FGD members said that, even when services were available, care
414 providers were scared to provide them to the clients. Healthcare providers in all settings confirmed
415 observing a decline in facility deliveries and an increase in home deliveries.

416 However, a different scene was observed in Chake Chake, where an influential community person
417 reported on the availability of maternity services:

418 *“I have been to the maternity clinic. ... I congratulate you first and thank doctors ... for*
419 *helping mothers to deliver, there was no problem. ...” (Community influential person,*
420 *Chake Chake)*

421 Quantitative data reveal that institutional deliveries in Unguja Magharibi and Chake Chake appear
422 to have dropped in 2020, only to rise back again to pre-pandemic levels for the same months of
423 the year in 2021 (Fig. 4).

424 **Figure 4: Institutional deliveries recorded in the two settings in Zanzibar (three-month comparisons) over**
425 **subsequent years**

426 *Source: Ministry of Health of Zanzibar (2022)*

427 3.3.4 *Reduced antenatal and postnatal clinic attendance*

428 Key informants said that visit schedules for antenatal care services were revised, with a reduction
429 in the number of patients attending clinics per session to decongest the clinics and allow for
430 revised staff schedules and priorities. Rescheduling visits caused delays in attending services
431 and, in one district, participants reported the services as having been unavailable for up to three
432 months. For example, care providers were instructing pregnant women, especially those in their
433 first trimester, to return home when there was an inadequate supply of PPE for them to use, and
434 some were told to stay home for three months:

435 *“ ... It is true for those who were in their 12–24 weeks of pregnancy that they were told*
436 *to get back home, only to seek care when experiencing complications. Sometimes they*
437 *never came back even after having some pregnant challenges because they knew*
438 *there was COVID-19.” (FGD, care provider, Ilala)*

439 It was reported in the FGDs with community members and healthcare providers that these
440 changes affected foetal growth monitoring. Despite rescheduling services, patients reported fear
441 of attending clinics and care providers reported being unwilling to deliver services to those who
442 attended. These opinions were heard more strongly in urban than rural areas.

443 *“People never went to the clinic. Even care providers at the clinic were avoiding them!*
444 *Pregnant mothers and children feared of Corona, thinking that they will contract it by*
445 *going there ..., and they will be isolated.” (Household member, Ilala)*

446 This fear was attributed to the danger of getting infected with COVID-19 or of being referred to an
447 isolation centre if COVID-19 was suspected. Community Health Workers who monitored pregnant

448 mothers and under-fives in the community observed a similar trend, and thus monitoring of child
449 health was not performed to the usual standard. Exactly the same reflection was mentioned in
450 the FGDs regarding postnatal services. A participant in Chake Chake commented: “*Growth*
451 *monitoring for under-fives was affected. ... The number of pregnant women attending antenatal*
452 *care clinics was affected too. ...*” Fear of getting COVID-19 at the facility emerged as a key driver
453 for the reduction in the demand for services.

454 However, when quantitative analysis was done comparing three-month intervals for three years
455 (January to March in 2019, 2020, and 2021) in Mjini Magharibi and Chake Chake, there is an
456 increased trend observed in all clinic intervals except the first contact at 12 weeks in 2020 (Fig.
457 5).

458 **Figure 5: Hospital visits by woman from January to March, 2019–2021, in selected health facilities in Mjini**
459 **Magharibi and Chake Chake**

460 *Source: Ministry of Health of Zanzibar (2022)*

461 3.3.5 *Increased complications and unwanted pregnancies*

462 Care providers said there were reduced growth monitoring services for pregnant women and
463 children. Pregnancy complications such as pre-eclampsia increased because they were detected
464 late, as testified in the following quote from a healthcare provider in Ilala:

465 “... *Most of pregnant women were able to attend only two visits, hence some of them*
466 *experienced pregnancy induced hypertension complications because it was not early*
467 *detected. Since they were at home, they presented at the facility when it has already*
468 *reached in the bad stage. ...*”

469 Higher probabilities of HIV transmission from mother to child were reported because of home
470 deliveries and interference with prevention of mother-to-child transmission of HIV services:

471 “*I suspect that mothers who were HIV positive [were] likely to have infected their new-*
472 *borns, because some of them did not share their status with anyone, [and] did not*
473 *receive ARV.*” (Participant, FGD, Ilala)

474 **4 DISCUSSION**

475 To our knowledge, this study is the first to provide an account pandemic-related events on the
476 ground in Tanzania and to document experiences on the impact of COVID-19 and associated

477 policies on mother and child services in that country. Our account of the pandemic shows that
478 there was a non-linear policy response in Tanzania, with diverse control measures adopted at
479 various stages of the epidemic. Our interviewees suggested a widespread perception that COVID-
480 19 services were prioritized during the epidemic at the expense of regular ones. There were
481 reports of reorganised health facilities, reallocation of staff, rescheduled antenatal and postnatal
482 clinics, and reduced time for health education and child monitoring. Such perceptions were only
483 in part supported by the routine utilization evidence in the three districts, showing a lower uptake
484 of antenatal, postnatal, family planning, and immunization services, as well as fewer institutional
485 deliveries.

486 Although there seems to have been a substantial wave of infections in early 2021, from the limited
487 epidemiological information available, the epidemic did not spread that extensively in Tanzania.
488 This is consistent with the emerging information on COVID-19 excess deaths worldwide [20] [21].
489 The reasons for this are unclear: recent data suggest that, although SARS-Cov-2 infections did
490 happen in most African countries, these did not necessarily translate into excess deaths [22].
491 Unlike many other countries, Tanzania did not lock down, and many of our informants appeared
492 to support the government policy position. The policy response in Tanzania was unconventional
493 and, in many respects, unique. Some of the conventional control measures were put in place, and
494 there was a clear period of time when the President and the government actively sought to deny
495 or downplay the existence of a global pandemic. Critics argued that such a relaxed approach put
496 the health system at risk [23], while supporters defend that the policy response was proportionate
497 to the situation in the field [19].

498 Nonetheless, our study has shown that there were indirect harms associated with the pandemic
499 in Tanzania. Fear of contagion and the diversion of resources from regular services appear to
500 have caused the most damage, with a temporary decrease in the utilization of mother and child
501 services. There was a reduction in both the demand and supply sides of MCH services for several
502 reasons, including fear of contracting COVID-19; inadequate supplies of contraceptives,
503 vaccines, and equipment; increased time intervals for antenatal and new-born clinic schedules;
504 shortages of healthcare personnel; and health facility prioritization of the care of COVID-19
505 patients. The pandemic caused distress, panic, worry, and fear among healthcare providers,
506 patients, and the community. There were government directives aimed at prioritizing measures
507 for infection control alongside attempts to ensure basic service provision but, when healthcare
508 systems were already operating at the limits of their capacity (as in the case of Tanzania), the
509 additional demands on the system resulted in panic and suboptimal performance of health

510 workers. Such consequence were also observed in India [24]. Crucially, the result of these effects
511 has been associated with increasing maternal mortality ratio in different contexts [25].

512 Reductions in immunization coverage and family planning services were attributed by our
513 informants to the shortage of supplies, which was in turn due to restrictions in international travel
514 that disrupted the procurement system. The knock-on effects of missed childhood vaccinations
515 are wide and have immediate and longer-term consequences for the health of the child and
516 community at large. A recent systematic review also noted a reduction in immunization coverage
517 during the pandemic [26]. Fear of exposure to COVID-19 at healthcare facilities, restrictions on
518 movement, the shortage of healthcare workers, and the reprioritization of resources from RCH to
519 COVID-19 has been associated with low immunization coverage in multiple contexts [27] and with
520 declines in institutional delivery rates in Bangladesh and Ethiopia [28].

521 Our study also noted some reduction in the number of visits to antenatal and postnatal clinics due
522 to clinic efforts to reduce congestion in administrative, waiting, and treatment areas. However,
523 fear of contracting COVID-19, or of being diagnosed and taken to an isolation centre, were also
524 important factors in the reduction of antenatal and postnatal clinic attendance, which was also
525 witnessed in Kenya during the pandemic [29]. Interestingly, while the qualitative findings indicate
526 a reduction in MCH utilization, the quantitative data do not support this. However, this should be
527 interpreted with caution, as much of the data was of poor quality and incomplete, an ongoing
528 issue in many African settings prior to the pandemic.

529 The reduction in MCH service provision and uptake due to the pandemic observed in our study
530 may negatively impact achievement of the SDGs in Tanzania. Reductions in antenatal and
531 postnatal care and family planning services led to an increase in the late detection of pregnancy-
532 related complications and of unwanted pregnancies, while facility-based deliveries reduced in
533 number. Similar experiences have been reported in Pakistan [30]. Moreover, an increased rate of
534 unwanted pregnancies due to decreased use of family planning services and fewer regular clinic
535 visits, alongside an increase in working from home, have been reported from Lebanon [31].
536 Furthermore, reductions in MCH services leading to increased pregnancy-related complications
537 have been associated with increased morbidity and mortality rates [24]. Our findings indicate that
538 the pandemic may have halted, or even reversed, some of Tanzania's progress in achieving the
539 targets set out within SDG 3, and highlight the necessity for urgent rethinking of the delivery of
540 health services during pandemics and other global health emergencies.

541 We recognize our findings are affected by a few limitations. First of all, health services utilization
542 data in Tanzania are notoriously incomplete and at times unreliable [32], and they deteriorated

543 considerably during the pandemic. As a result, our ability to triangulate and validate the findings
544 from the interviews was often constrained. Second, because of the difficult political and policy
545 context in Tanzania during the pandemic [23], some study participants may not have felt able to
546 speak openly about their experiences, despite being guaranteed confidentiality. Finally, the
547 locations, health facilities, and wards where we conducted our study and recruited participants for
548 the interviews may not have been entirely representative of the whole country. As a result, the
549 generalizability of our findings to other contexts may be limited.

550 **CONCLUSION**

551 Although evidence is accumulating on COVID-19 and on the effects of the pandemic, it is not yet
552 clear how populations and health services have been affected, particularly in low-income settings.
553 This study explores the impact of the COVID-19 pandemic on the delivery and uptake of maternal
554 and child health services in Tanzania. We collected quantitative and qualitative evidence from
555 three districts to investigate the perceptions of different stakeholders around the pandemic, as
556 well as associated policy responses and the uptake of services. We used the SRQR checklist to
557 provide an account of the findings to analyse, triangulate, and report our qualitative findings.

558 We found that, although there was a non-linear policy response in Tanzania with diverse control
559 measures adopted at various stages of the epidemic, our interviewees suggested there was a
560 widespread perception that COVID-19 services were prioritized during the epidemic at the
561 expense of regular ones. Such perceptions were only in part supported by the routine utilization
562 evidence in the three districts, which showed a lower uptake of antenatal, postnatal, family
563 planning, and immunization services, as well as fewer institutional deliveries.

564 Although the extent to which low-income countries have been impacted by the pandemic is not
565 clear, or what the optimal policy response should have been, our study highlights the importance
566 of monitoring effects on the demand for healthcare services in future epidemics, particularly for
567 vulnerable populations.

568 **ACKNOWLEDGMENTS**

569 We thank Gloria Angolo, Zenais Kiwale, Doris Mbata and Athanasia Joseph for supporting the
570 data collection. All the authors are particularly indebted to Dr. Leonard Mboera, who passed away
571 before the completion of this study. Finally, we express our gratitude to all who agreed to
572 participate in our interviews.

573 REFERENCES

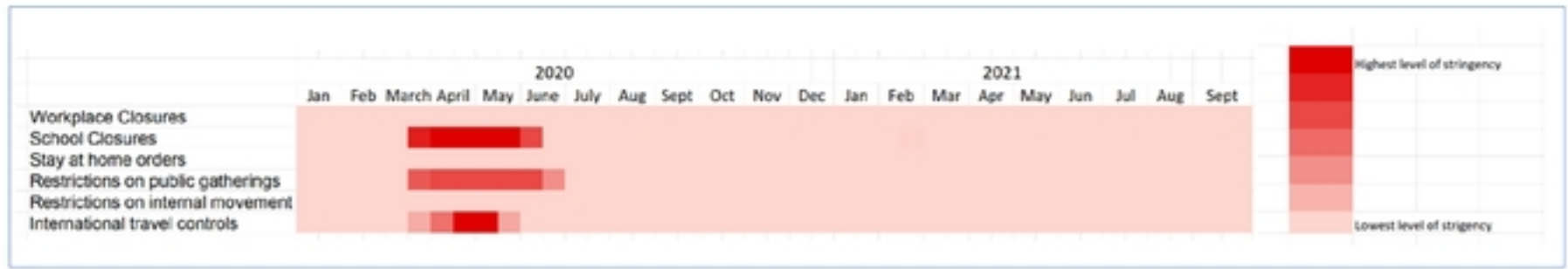
- 574 1. John Hopkins University. COVID-19 Dashboard. In: Johns Hopkins Coronavirus Resource
575 Center [Internet]. 2022 [cited 14 Dec 2022]. Available: <https://coronavirus.jhu.edu/map.html>
- 576 2. Roberts L. Why measles deaths are surging - and coronavirus could make it worse. *Nature*.
577 2020;580: 446–447. doi:10.1038/D41586-020-01011-6
- 578 3. Shayo EH, Kivuyo S, Seeley J, Bukenya D, Karoli P, Mfinanga SG, et al. The acceptability of
579 integrated healthcare services for HIV and non-communicable diseases: experiences from
580 patients and healthcare workers in Tanzania. *BMC Health Services Research*. 2022;22: 1–
581 12. doi:10.1186/S12913-022-08065-4/TABLES/2
- 582 4. Engzell P, Frey A, Verhagen MD. Learning loss due to school closures during the COVID-19
583 pandemic. *Proceedings of the National Academy of Sciences of the United States of*
584 *America*. 2021;118. doi:10.1073/PNAS.2022376118/-/DCSUPPLEMENTAL
- 585 5. Shapiro GK, Gottfredson N, Leask J, Wiley K, Ganter-Restrepo FE, Jones SP, et al. COVID-
586 19 and missed or delayed vaccination in 26 middle- and high-income countries: An
587 observational survey. *Vaccine*. 2022;40: 945. doi:10.1016/J.VACCINE.2021.12.041
- 588 6. Kang N, Kim B. The Effects of Border Shutdowns on the Spread of COVID-19. *Journal of*
589 *preventive medicine and public health = Yebang Uihakhoe chi*. 2020;53: 293–301.
590 doi:10.3961/JPMPH.20.332
- 591 7. Aranda Z, Binde T, Tashman K, Tadikonda A, Mawindo B, Maweu D, et al. Disruptions in
592 maternal health service use during the COVID-19 pandemic in 2020: experiences from 37
593 health facilities in low-income and middle-income countries. *BMJ Global Health*. 2022;7:
594 e007247. doi:10.1136/BMJGH-2021-007247
- 595 8. Delamou A, Hammonds RM, Caluwaerts S, Utz B, Delvaux T. Ebola in Africa: Beyond
596 epidemics, reproductive health in crisis. *The Lancet*. Lancet Publishing Group; 2014. p.
597 2105. doi:10.1016/S0140-6736(14)62364-3
- 598 9. Rohan H, McKay G. The Ebola outbreak in the Democratic Republic of the Congo: why there
599 is no ‘silver bullet.’ *Nature Immunology* 2020 21:6. 2020;21: 591–594. doi:10.1038/s41590-
600 020-0675-8

- 601 10. Christensen D, Dube O, Haushofer J, Siddiqi B, Voors M. Community-Based Crisis
602 Response: Evidence from Sierra Leone's Ebola Outbreak. *AEA Papers and Proceedings*.
603 2020;110: 260–264. doi:10.1257/pandp.20201015
- 604 11. Russo G, Jesus TS, Deane K, Osman AY, McCoy D. Epidemics, Lockdown Measures and
605 Vulnerable Populations: A Mixed-Methods Systematic Review of the Evidence of Impacts
606 on Mother and Child Health in Low- and Lower-Middle-Income Countries. *International*
607 *Journal of Health Policy and Management*. 2022;11: 2003–2021.
608 doi:10.34172/ijhpm.2021.155
- 609 12. Wilhelm JA, Helleringer S. Utilization of non-Ebola health care services during Ebola
610 outbreaks: a systematic review and meta-analysis. *Journal of global health*. 2019;9.
611 doi:10.7189/JOGH.09.010406
- 612 13. Chang HJ, Huang N, Lee CH, Hsu YJ, Hsieh CJ, Chou YJ. The Impact of the SARS Epidemic
613 on the Utilization of Medical Services: SARS and the Fear of SARS. *American Journal of*
614 *Public Health*. 2004;94: 562. doi:10.2105/AJPH.94.4.562
- 615 14. Sochas L, Channon AA, Nam S. Counting indirect crisis-related deaths in the context of a
616 low-resilience health system: the case of maternal and neonatal health during the Ebola
617 epidemic in Sierra Leone. *Health policy and planning*. 2017;32: iii32–iii39.
618 doi:10.1093/HEAPOL/CZX108
- 619 15. Robertson T, Carter ED, Chou VB, Stegmuller AR, Jackson BD, Tam Y, et al. Early estimates
620 of the indirect effects of the COVID-19 pandemic on maternal and child mortality in low-
621 income and middle-income countries: a modelling study. *The Lancet Global health*. 2020;8:
622 e901–e908. doi:10.1016/S2214-109X(20)30229-1
- 623 16. O'Brien BC, Harris IB, Beckman TJ, Reed DA, Cook DA. Standards for reporting qualitative
624 research: a synthesis of recommendations. *Acad Med*. 2014;89: 1245–1251.
625 doi:10.1097/ACM.0000000000000388
- 626 17. National Bureau of Statistics. The 2015-16 Tanzania Demographic and Health Survey and
627 Malaria Indicator Survey - Key Findings report. Rockville, Maryland (USA): The Ministry of
628 Health of tanzania; 2016. Available: [https://www.nbs.go.tz/index.php/en/census-](https://www.nbs.go.tz/index.php/en/census-surveys/health-statistics/demographic-and-health-survey-dhs/84-the-2015-16-tanzania-demographic-and-health-survey-and-malaria-indicator-survey-key-findings-report)
629 [surveys/health-statistics/demographic-and-health-survey-dhs/84-the-2015-16-tanzania-](https://www.nbs.go.tz/index.php/en/census-surveys/health-statistics/demographic-and-health-survey-dhs/84-the-2015-16-tanzania-demographic-and-health-survey-and-malaria-indicator-survey-key-findings-report)
630 [demographic-and-health-survey-and-malaria-indicator-survey-key-findings-report](https://www.nbs.go.tz/index.php/en/census-surveys/health-statistics/demographic-and-health-survey-dhs/84-the-2015-16-tanzania-demographic-and-health-survey-and-malaria-indicator-survey-key-findings-report)

- 631 18. WHO Coronavirus (COVID-19) Dashboard | WHO Coronavirus (COVID-19) Dashboard With
632 Vaccination Data. [cited 27 Sep 2022]. Available: <https://covid19.who.int/>
- 633 19. Mfinanga SG, Mnyambwa NP, Minja DT, Ntinginya NE, Ngadaya E, Makani J, et al.
634 Tanzania's position on the COVID-19 pandemic. *Lancet* (London, England). 2021;397:
635 1542–1543. doi:10.1016/S0140-6736(21)00678-4
- 636 20. Mathieu E, Ritchie H, Rodés-Guirao L, Appel C, Giattino C, Hasell J, et al. Coronavirus
637 Pandemic (COVID-19). *Our World in Data*. 2020 [cited 15 Dec 2022]. Available:
638 <https://ourworldindata.org/coronavirus/country/tanzania>
- 639 21. The Economist. The pandemic's true death toll. In: *Graphic Detail - Covid-19 Data* [Internet].
640 2022 [cited 15 Dec 2022]. Available: [https://www.economist.com/graphic-detail/coronavirus-](https://www.economist.com/graphic-detail/coronavirus-excess-deaths-estimates)
641 [excess-deaths-estimates](https://www.economist.com/graphic-detail/coronavirus-excess-deaths-estimates)
- 642 22. Nolen S. Trying to Solve a Covid Mystery: Africa's Low Death Rates. *The New York Times*.
643 23 Mar 2022. Available: [https://www.nytimes.com/2022/03/23/health/covid-africa-](https://www.nytimes.com/2022/03/23/health/covid-africa-deaths.html)
644 [deaths.html](https://www.nytimes.com/2022/03/23/health/covid-africa-deaths.html). Accessed 15 Dec 2022.
- 645 23. Buguzi S. Covid-19: Counting the cost of denial in Tanzania. *BMJ*. 2021;373: n1052.
646 doi:10.1136/bmj.n1052
- 647 24. Vora KS, Saiyed S, Natesan S. Impact of COVID-19 on family planning services in India.
648 *Sexual and Reproductive Health Matters*. 2020;28. doi:10.1080/26410397.2020.1785378
- 649 25. Pant S, Koirala S, Subedi M. Access to Maternal Health Services during COVID-19.
650 *Europasian Journal of Medical Sciences*. 2020;2: 48–52. doi:10.46405/ejms.v2i2.110
- 651 26. Lassi ZS, Naseem R, Salam RA, Siddiqui F, Das JK. The Impact of the COVID-19 Pandemic
652 on Immunization Campaigns and Programs: A Systematic Review. *International journal of*
653 *environmental research and public health*. 2021;18: 1–19. doi:10.3390/IJERPH18030988
- 654 27. Bagcchi S. COVID-19 and measles: double trouble for Burundi. *The Lancet Microbe*. 2020;1:
655 e65. doi:10.1016/s2666-5247(20)30040-9
- 656 28. Ainul S, Hossain M, Hossain M, Bhuiyan M, Hossain S, Rob U, et al. Trends in maternal
657 health services in Bangladesh before, during and after COVID-19 lockdowns: Evidence from
658 national routine service data. *Reproductive Health*. 2020. doi:10.31899/rh14.1037

- 659 29. Barasa E, Kazungu J, Orangi S, Kabia E, Ogero M, Kasera K. Indirect health effects of the
660 COVID-19 pandemic in Kenya: a mixed methods assessment. *BMC Health Services*
661 *Research*. 2021;21: 1–16. doi:10.1186/S12913-021-06726-4/FIGURES/8
- 662 30. Sarwer A, Javed B, Soto EB, Mashwani Z ur R. Impact of the COVID-19 pandemic on
663 maternal health services in Pakistan. *International Journal of Health Planning and*
664 *Management*. 2020;35: 1306–1310. doi:10.1002/hpm.3048
- 665 31. Haddad C, Malhab SB, Sacre H, Malaeb D, Azzi J, Khachman D, et al. Factors related to
666 pregnancy status and unwanted pregnancy among lebanese women during the COVID-19
667 lockdown: a cross-sectional study. *Arch Public Health*. 2022;80: 68. doi:10.1186/s13690-
668 022-00833-2
- 669 32. Rumisha SF, Lyimo EP, Mremi IR, Tungu PK, Mwingira VS, Mbata D, et al. Data quality of
670 the routine health management information system at the primary healthcare facility and
671 district levels in Tanzania. *BMC Med Inform Decis Mak*. 2020;20: 340. doi:10.1186/s12911-
672 020-01366-w
- 673

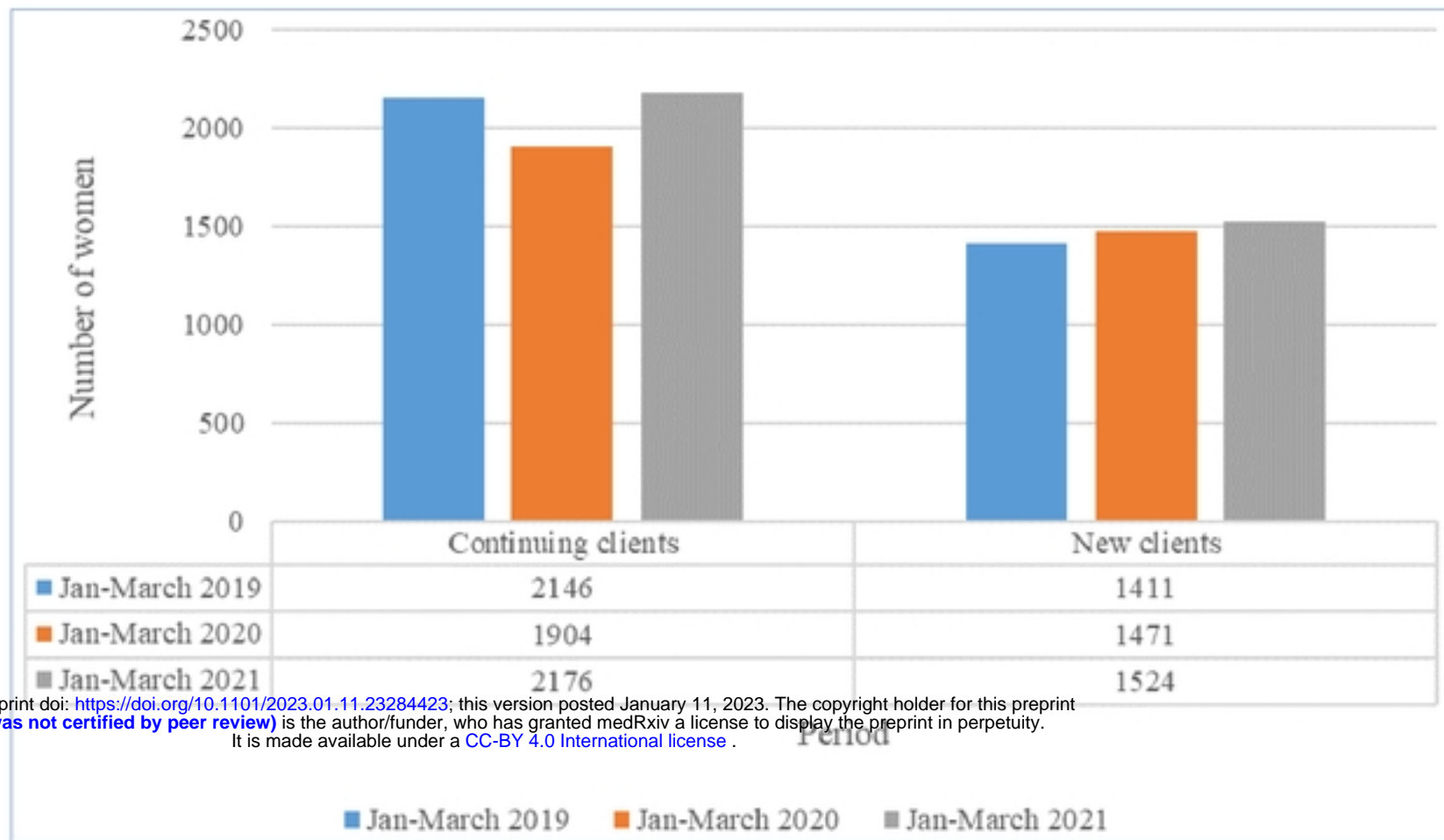
Figure 1: Tanzania's policy response according to the Oxford Stringency Index (March 2020–September 2021)



Source: University of Oxford (2022) COVID-19 OxCGR

medRxiv preprint doi: <https://doi.org/10.1101/2023.01.11.23284423>; this version posted January 11, 2023. The copyright holder for this preprint (which was not certified by peer review) is the author/funder, who has granted medRxiv a license to display the preprint in perpetuity. It is made available under a [CC-BY 4.0 International license](https://creativecommons.org/licenses/by/4.0/).

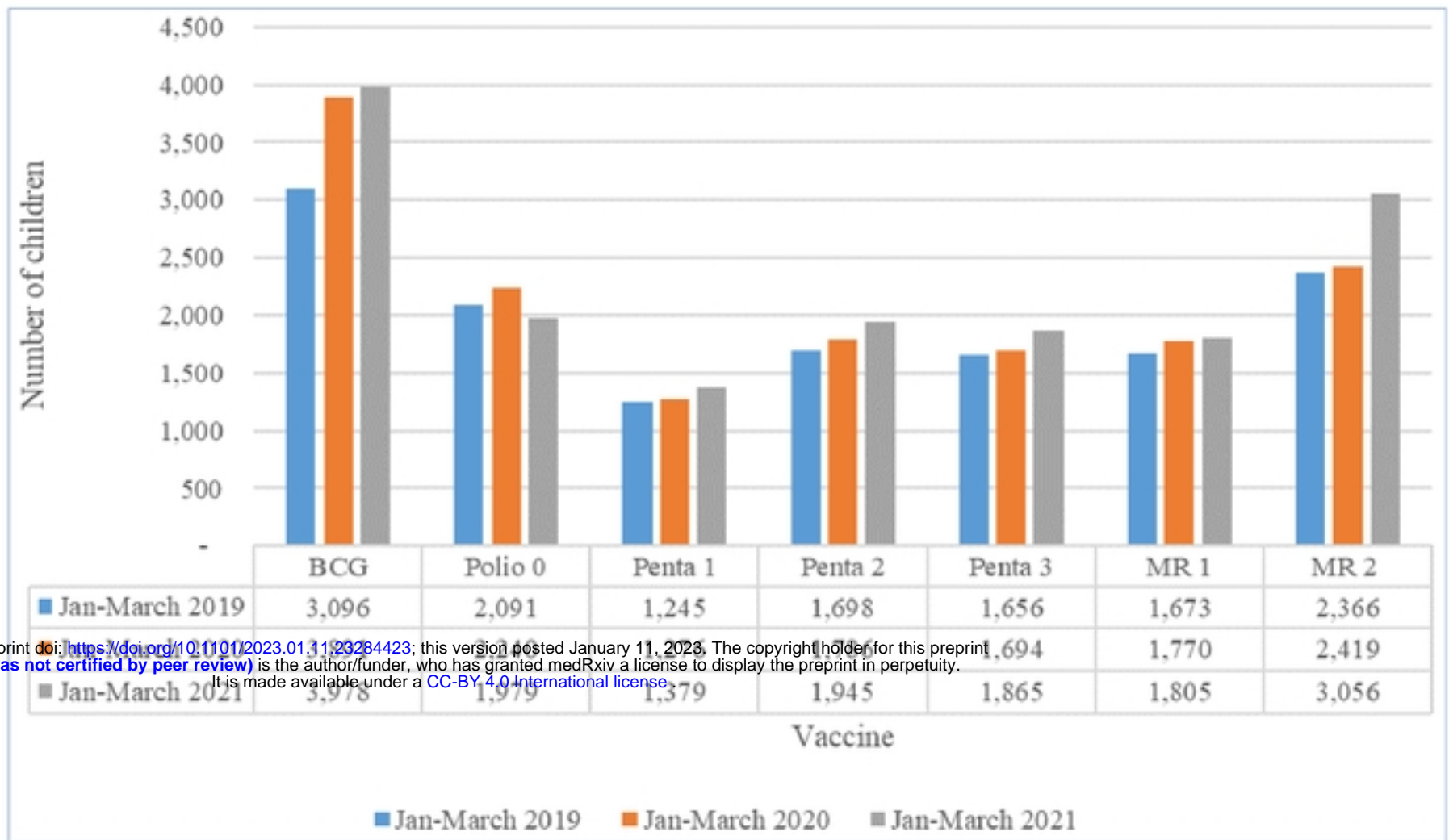
Figure 1: Patients visiting family planning services in the selected health facilities during the first three months of subsequent years of the pandemic



medRxiv preprint doi: <https://doi.org/10.1101/2023.01.11.23284423>; this version posted January 11, 2023. The copyright holder for this preprint (which was not certified by peer review) is the author/funder, who has granted medRxiv a license to display the preprint in perpetuity. It is made available under a [CC-BY 4.0 International license](https://creativecommons.org/licenses/by/4.0/).

Source: Ministry of Health of Zanzibar (2022)

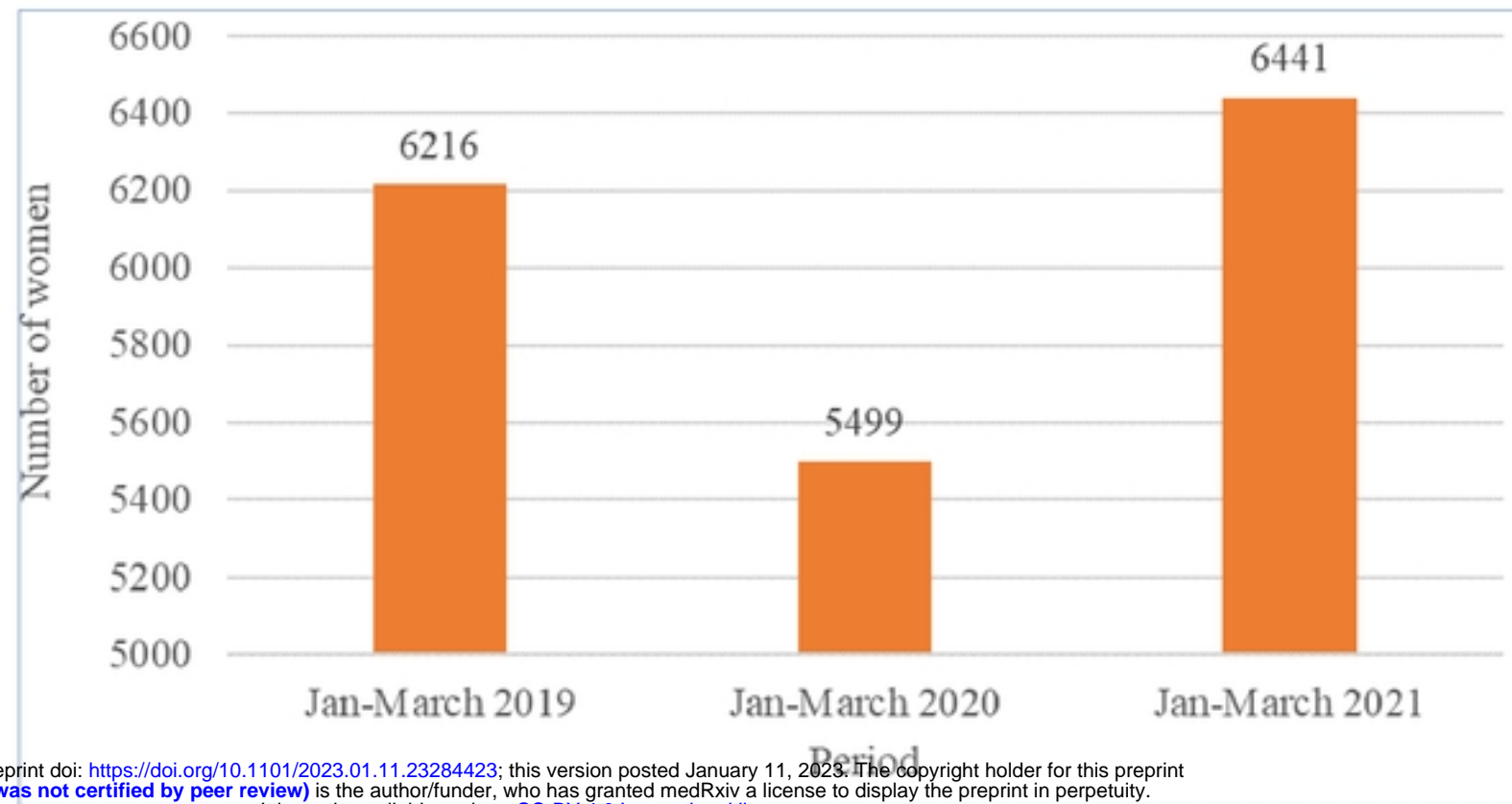
Figure 1: Number of children vaccinated from selected health facilities in Mjini Magharibi and Chake Chake, by comparable time intervals before, during, and after the pandemic



medRxiv preprint doi: <https://doi.org/10.1101/2023.01.11.23284423>; this version posted January 11, 2023. The copyright holder for this preprint (which was not certified by peer review) is the author/funder, who has granted medRxiv a license to display the preprint in perpetuity. It is made available under a [CC-BY 4.0 International license](https://creativecommons.org/licenses/by/4.0/).

Source: Ministry of Health of Zanzibar (2022)

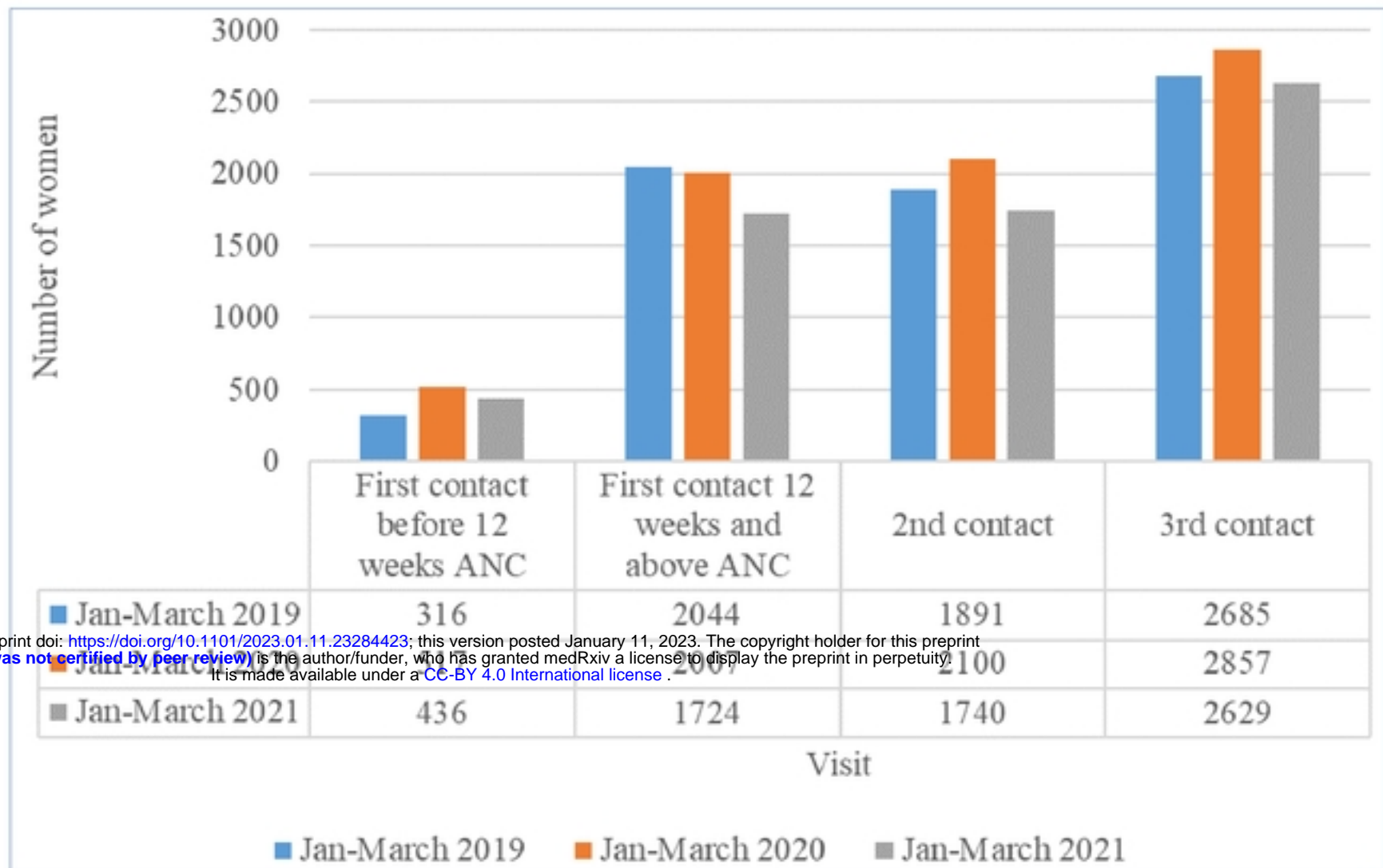
Figure 1: Institutional deliveries recorded in the two settings in Zanzibar (three-month comparisons) over subsequent years



medRxiv preprint doi: <https://doi.org/10.1101/2023.01.11.23284423>; this version posted January 11, 2023. The copyright holder for this preprint (which was not certified by peer review) is the author/funder, who has granted medRxiv a license to display the preprint in perpetuity. It is made available under a [CC-BY 4.0 International license](https://creativecommons.org/licenses/by/4.0/).

Source: Ministry of Health of Zanzibar (2022)

Figure 1: Hospital visits by woman from January to March, 2019–2021, in selected health facilities in Mjini Magharibi and Chake Chake



medRxiv preprint doi: <https://doi.org/10.1101/2023.01.11.23284423>; this version posted January 11, 2023. The copyright holder for this preprint (which was not certified by peer review) is the author/funder, who has granted medRxiv a license to display the preprint in perpetuity. It is made available under a [CC-BY 4.0 International license](https://creativecommons.org/licenses/by/4.0/).

Source: Ministry of Health of Zanzibar (2022)