

# 1 Awareness of cervical cancer and screening in Benin and 2 Cameroon: analysis of the Demographic and Health Survey 3 (DHS)

4 Nike Olajide ORCID ID <https://orcid.org/0000-0001-6269-6347><sup>1,2\*</sup>, Bhautesh Dinesh Jani ORCID ID  
5 <https://orcid.org/0000-0001-7348-514X><sup>3</sup>, Claire L Niedzwiedz ORCID ID <https://orcid.org/0000-0001-6133-4168><sup>3</sup>,  
6 Cathy Johnman ORCID ID <https://orcid.org/0000-0002-8751-5474><sup>4</sup>, Kathryn A. Robb ORCID ID  
7 <https://orcid.org/0000-0002-1672-0411><sup>3</sup>

8  
9 <sup>1</sup> Department of Public Health, School of Health & Wellbeing, University of Glasgow, UK

10  
11 <sup>2</sup> Department of Family Health, Federal Ministry of Health, Abuja, Nigeria

12  
13 <sup>3</sup> Department of General Practice and Primary Care, School of Health & Wellbeing, University of Glasgow, UK

14  
15 <sup>4</sup> NHS Lanarkshire Glasgow UK

16  
17  
18 \* Corresponding author

19 [n.olajide.1@research.gla.ac.uk](mailto:n.olajide.1@research.gla.ac.uk) (NO)

## 20 21 Abstract

22 Cervical cancer incidence and mortality are high in Africa. We assessed cervical cancer and screening  
23 awareness in two West African countries.

24 We used data from the Demographic and Health Survey (DHS) in Benin (DHS 2017-2018) and Cameroon  
25 (DHS 2018). Women (n=21322) aged 15- 49 were interviewed on awareness of cervical cancer and  
26 cervical cancer screening. Descriptive statistics and logistic regression analysis were used.

27 Awareness of cervical cancer was low among women in Cameroon (46.1%) and very low in Benin (9.5%).

28 Among those aware of cervical cancer, 51.4% in Benin and 59.7% in Cameroon were also aware of  
29 cervical screening. In the adjusted analysis, women in Cameroon aged 45+ had the highest awareness  
30 odds of both cervical cancer (adjusted odds ratio-aOR 2.91, [2.36- 3.60]) and screening (aOR 1.75,  
31 [1.33-2.29]). In Benin, women aged 45+ had the highest cervical cancer awareness (aOR 1.89 [1.23-

32 2.91]) while screening awareness was highest in women aged 25-34 years (aOR 1.98, [1.20-3.27]).  
33 Women with higher education were six to nine times more aware of cervical cancer and three to four  
34 times more aware of cervical screening than women with no education in Benin and Cameroon  
35 respectively. Additionally, cervical cancer awareness was approximately four times higher in the richest  
36 wealth quintile in Cameroon. In Benin, the odds of awareness of cervical cancer were increased with  
37 daily internet use (aOR 3.61, [2.45-5.32]) and radio listening once a week (aOR 1.73 [1.04-2.88])  
38 compared to no internet and no radio listening respectively. In Cameroon, both awareness of cervical  
39 cancer and screening increased with daily internet use (aOR 1.95 [1.61-2.35]) and (aOR 1.35 [1.10-1.67])  
40 respectively.  
41 There is a need to increase awareness of cervical cancer and screening in Benin and Cameroon and likely  
42 among other West African countries. The internet and radio appear to be important potentially  
43 effective means for raising awareness.

## 44 **Introduction**

45 The global incidence rate of cancer has risen from 12.7 million in 2008 to 19.3 million in 2020 (1, 2).  
46 Cancer causes significant morbidity and mortality worldwide, regardless of socioeconomic development  
47 (2). The majority of the deaths from cervical cancer occur in Sub-Saharan Africa, Melanesia, South  
48 America, and South-Eastern Asia (2-5). The age-standardised incidence rates ASR (25.6 per 100,000  
49 population) and the cumulative risk (3.86%) of cervical cancer is highest in Africa compared to other  
50 continents (6). In 2020, the ASR per 100 000 women in Benin and Cameroon were 15.1 and 33.7 per 100  
51 000 women respectively (7, 8), and the cumulative risk of cervical cancer in ages 0-74 in both countries  
52 was 1.8% and 3.6% respectively (7, 8). In 2018, cervical cancers attributable to Human Papilloma Virus  
53 (HPV) 16 and 18 accounted for an estimated 72% of cases globally (9) (10).

54 Cervical cancer can be prevented or detected early using the HPV vaccine and screening strategies.

55 Indeed, the World Health Organisation (WHO) has a global strategy to eliminate cervical cancer (11).

56 WHO's target age for vaccination in girls is between the ages of 9-14 years, before the onset of sexual

57 intercourse (12). A systematic review revealed that between 2006 and 2014, only 1% of Low Middle-

58 Income Countries (LMICs) had HPV vaccination programmes (13). Screening is recommended using

59 cervical cytology alone every three years for women aged 21 to 29 years (14). For women aged 30 to 65

60 years, three-yearly cytology, five-yearly with high-risk human papillomavirus (hrHPV) testing, or both

61 (co-testing) five yearly is recommended (14). Due to the difficulty in implementing screening

62 programmes because of poor infrastructures and funding in low-resource settings like Africa, the WHO

63 recommends a screen-and-treat approach to allow for treatment based on the result of the screening

64 test (15) . Most African countries use visual inspection with acetic acid (VIA) and immediate treatment

65 with cryotherapy, while some continue with the use of cytology-based screening or are examining HPV

66 testing (15, 16) .

67 Lifetime uptake data of cervical cancer screening in 55 LMICs countries (representing 72% of the world

68 population), reveals that only 44% of women in the target age group have ever had the opportunity to

69 get a cervical screening test, with values even lower in sub-Saharan Africa (country level median 16.9%;

70 range 0.9% - 50.8%) in contrast to more than 60% in High-Income Countries (17, 18). WHO enjoys

71 introducing HPV vaccination and expanding screening and treatment for effective cervical cancer

72 prevention (19, 20). Although cervical cancer incidence and mortality are high in low-resource settings

73 including Africa, several potentially modifiable factors are implicated including a lack of awareness of

74 the symptoms, and screening (21), poor communication, and inadequate media education (22). The

75 present study explored levels of awareness of cervical cancer and cervical screening in two West African

76 countries, Benin, and Cameroon. Awareness is an important first step in increasing engagement in

77 screening and identifying characteristics of those with lower levels of awareness can assist in the  
78 development of targeted interventions. This study addressed the following research questions:

- 79 1. What is the level of awareness of cervical cancer in Benin and Cameroon?
- 80 2. What is the level of awareness of cervical screening in Benin and Cameroon?
- 81 3. Does the level of awareness of cervical cancer and cervical screening differ by demographic  
82 characteristics and engagement with media?

## 83 **Materials and Methods**

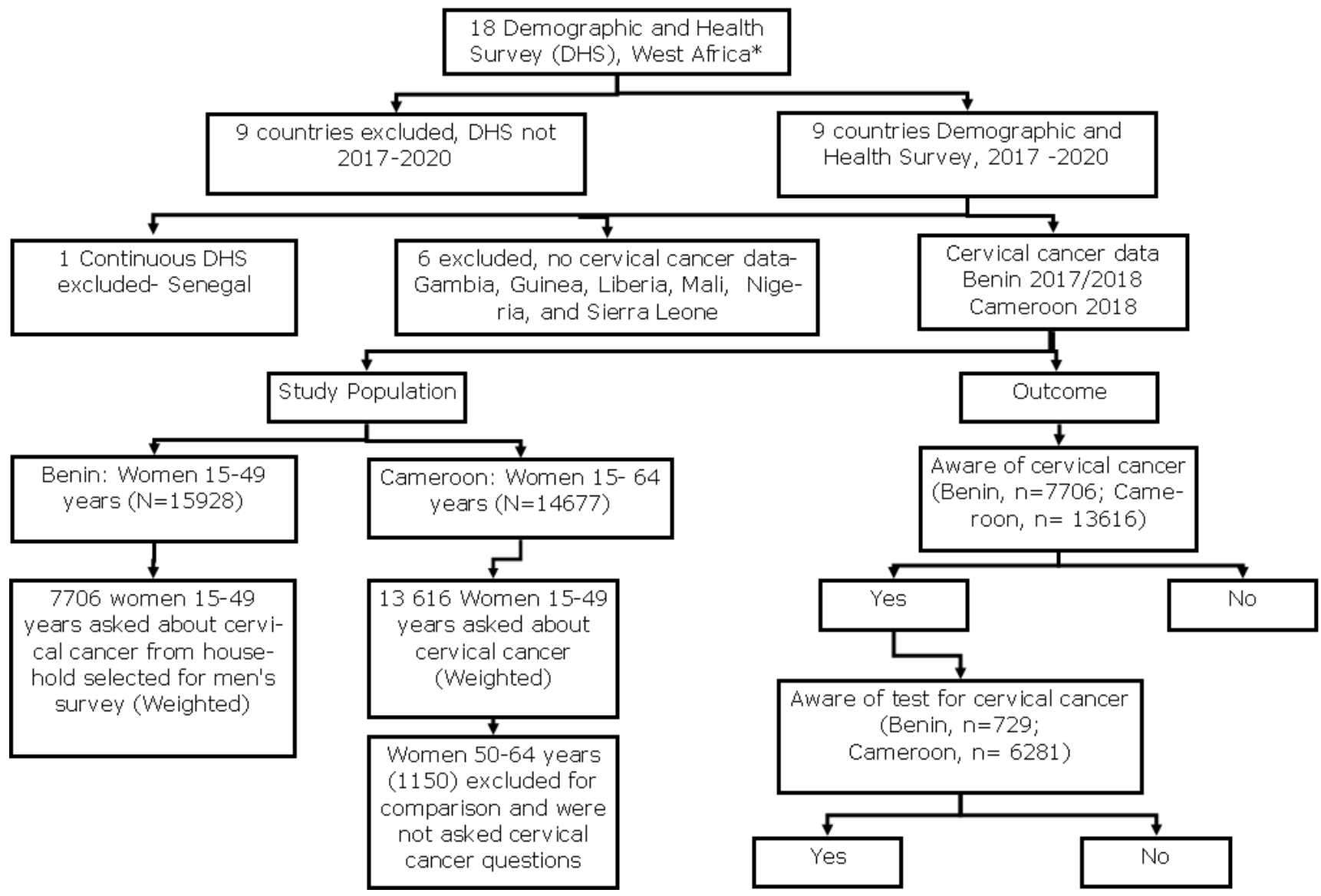
### 84 **Study design and setting**

85 This study uses the Demographic and Health Survey (DHS) of two West African countries (Benin and  
86 Cameroon) conducted between 2017-2018 (Fig 1). Eighteen West African countries have data in the DHS  
87 but only two collected data on cervical cancer and cervical screening between 2017-2020  
88 (<http://dhsprogram.com/>).

### 89 **Study population**

90 Fig 1 shows a flow chart of the sample selection process. Cameroonian women aged 50-64 years were  
91 excluded because they were not interviewed about cervical cancer.

92 **Fig 1. Flow chart of sample selection**



93  
94 \*<https://www.britannica.com/place/western-Africa>

## 95 **Measures**

### 96 **Awareness of cervical cancer and screening**

97 The outcomes of interest were whether women were aware of cervical cancer and cervical screening. The  
98 questionnaire was written in French. In both countries, the women were asked “Have you heard about  
99 cervical cancer?” and if ‘Yes’, they were then asked, “Have you heard of testing for cervical cancer of the  
100 uterus?” (<https://translate.google.co.uk/>). The responses were either ‘Yes’ or ‘No’ in both outcomes (Fig 1).

### 101 **Demographic characteristics**

102 Age was measured in 10-year age group intervals from 15 – 49 years. Residential status was assessed as  
103 ‘urban’ or ‘rural’. For marital status, ‘never married’ were women who had never lived with a partner, the  
104 ‘currently married’ had married or were not formally married but were living with a partner, and the  
105 ‘formerly married’ women were widowed, divorced, or separated, or who had formerly lived with a partner.  
106 We grouped marital status as ‘never in a union’ and ‘currently/ formerly in a union’. Education assessed the  
107 highest achieved level and was grouped into four categories (no education, primary, secondary, higher) in  
108 line with the standard DHS report. The wealth quintile was measured as the relative wealth of the  
109 household based on ownership of assets such as radio, television, car, motorcycle, and materials for housing  
110 construction (23), and was divided into quintiles of poorest, poorer, middle, higher, and highest. The  
111 categories of religion were country-specific, but were broadly categorized as ‘Christians’, ‘Muslims’, ‘none’,  
112 and ‘others’. Occupation of the women were reported based on the standardized DHS format but were  
113 recategorized as ‘not working’, ‘non-professionals’, and ‘professionals’.

### 114 **Media use**

115 The frequency of reading the newspaper, watching television, listening to the radio, and using the internet in  
116 the last month was reported as, ‘not at all’, ‘less than once a week’, and ‘at least once a week’. For frequency  
117 of using the internet in the last month, women who use it almost every day were also included.

## 118 **Ethics Considerations**

119 We obtained approval to use the data from the DHS program. The DHS program has ethical documentation  
120 on the privacy and confidentiality of all the respondents (<http://dhsprogram.com/>).

## 121 **Statistical Analysis**

122 Univariate descriptive statistics were used to describe the demographic characteristics and media use. We  
123 summarised the categorical variables as weighted frequencies and percentages while the numerical  
124 variables were summarised as weighted means with a 95% Confidence Interval (CI). A Chi-square test was  
125 used to determine the association between demographic characteristics and the awareness of cervical  
126 cancer/screening. All variables were included in the multivariate analysis. Multivariate logistic regression was  
127 then used to determine the association between demographic characteristics and media use and awareness  
128 of cervical cancer and screening. The association was reported as odds ratio (OR), P values, and 95% CI.

129 We used the survey package in R version 4.1.1 (2021-08-10), to handle the survey design (24). Each country  
130 was analysed separately, and we applied sample weights for all the descriptive statistical analyses. The  
131 regression analysis considered the survey design by using the primary sampling unit (PSU), secondary  
132 sampling unit (SSU), sample strata, and weight.

## 133 **Results**

### 134 **Demographic characteristics**

135 A total of 21322 women of reproductive age were surveyed in Benin (n=7706) and Cameroon (n=13616) on  
136 awareness of cervical cancer and 7010 of these women were additionally asked about their awareness of  
137 cervical cancer screening. Table 1 shows the demographic characteristics of the women included in this  
138 study. The mean age was slightly lower in Cameroon (27.85 [95% CI 27.66-28.04]) than in Benin (28.39 [95%

139 CI 28.15-28.62]). The majority of the women were within the age group 15 – 24 years in both countries, as  
140 high as 42.1% in Cameroon. Most women resided in a rural area, Benin (51.7%) and Cameroon (68.5%).  
141 More women in Benin (75.3%) than in Cameroon (54.8%) had either been married or were formerly married.  
142 More than half of the women (55.1%) in Benin had no education but 45.2% of women in Cameroon had  
143 secondary education. The richest wealth quintile had the highest proportion in Benin (22.5%) and Cameroon  
144 (23.8%). Most of the women were Christians, Benin (54.9%) and Cameroon (71.7%). The majority of the  
145 women were nonprofessionals, Benin (74.6%) and Cameroon (64.7%).

## 146 **Media use**

147 Most of the women in Benin did not read newspapers/magazines (90.4%; Table 2), watch television (62.5%),  
148 listen to the radio (42.8%), or use the internet (93.8%). Similarly, in Cameroon, the majority of the women  
149 did not read newspapers/magazines (80.5%), watch television (42.8%), listen to the radio (61.5%), or use the  
150 internet (73.5%; Table 2).

151 .

152



153

154

155

**Table 1. Demographic characteristics and awareness of cervical cancer and screening in women aged 15-49 in Benin and Cameroon (weighted)**

	Benin <sup>1</sup>							Cameroon <sup>2</sup>						
Demographics	Total	Aware of Cervical Cancer <sup>4</sup>			Aware of Cervical Screening <sup>3,5</sup> (n=729)			Total	Aware of Cervical Cancer <sup>6</sup>			Aware of Cervical Screening <sup>3,7</sup> (n=6281)		
	N=7706 (%)	No (%)	Yes (%)	$\chi^2^*$	No (%)	Yes (%)	$\chi^2^*$	N = 13616 (%)	No (%)	Yes (%)	$\chi^2^*$	No (%)	Yes (%)	$\chi^2^*$
<b>Age, mean (95% CI)</b>	28.39 (28.15-28.62)	28.27 (28.02-28.51)	29.56 (28.80-30.31)		29.07 (28.00-30.14)	30.02 (29.06-30.98)		27.85 (27.66-28.04)	26.56 (26.25-26.86)	29.36 (29.05-29.67)		28.00 (27.52-28.46)	30.29 (29.91-30.66)	
<b>Age groups (years)</b>														
15-24	3040 (39.5)	2797 (92.0)	243 (8.0)	0.014	138 (56.6)	106 (43.4)	0.021	5726 (42.1)	3522 (61.5)	2205 (38.5)	<0.001	1054 (47.8)	1151 (52.2)	<0.001
25-34	2530 (32.8)	2261 (89.4)	269 (10.6)		112 (41.6)	157 (58.4)		4398 (32.3)	2172 (49.4)	2226 (50.6)		842 (37.8)	1384 (62.2)	
35-44	1540 (20.0)	1382 (89.7)	158 (10.3)		76 (48.1)	82 (51.9)		2588 (19.1)	1212 (46.8)	1376 (53.2)		474 (34.4)	902 (65.6)	
45+	595 (7.7)	537 (90.3)	58 (9.7)		29 (49.2)	30 (50.8)		903 (6.6)	429 (47.5)	474 (52.5)		161 (34.0)	313 (66.0)	
<b>Residential status</b>														
Urban	3303 (42.9)	2839 (86)	464 (14)	<0.001	211 (45.5)	253 (54.5)	0.057	7538 (55.4)	3172 (42.1)	4366 (57.9)	<0.001	1660 (38.0)	2706 (62.0)	0.001
Rural	4403 (57.1)	4138 (94)	265 (6)		143 (54.0)	122 (46.0)		6078 (44.6)	4163 (68.5)	1915 (31.5)		871 (45.5)	1044 (54.5)	
<b>Marital Status</b>														
Never in union	1900 (24.7)	1700 (89.5)	200 (10.5)	0.127	108 (54.0)	92 (46.0)	0.132	4692 (34.5)	2446 (52.1)	2246 (47.9)	0.087	1010 (45.0)	1236 (55.0)	<0.001
Currently/formerly in union	5806 (75.3)	5277 (90.9)	529 (9.1)		246 (46.6)	282 (53.4)		8924 (65.5)	4889 (54.8)	4035 (45.2)		1521 (37.7)	2513 (62.3)	
<b>Education</b>														
No education	4245 (55.1)	4042 (95.2)	203 (4.8)	<0.001	120 (59.1)	83 (40.9)	0.001	2778 (20.4)	2455 (88.4)	323 (11.6)	<0.001	161 (49.8)	162 (50.2)	<0.001
Primary	1547 (20.1)	1416 (91.5)	131 (8.5)		68 (51.5)	64 (48.5)		3630 (26.7)	2215 (61.0)	1415 (39.0)		603 (42.6)	812 (57.4)	
Secondary	1748 (22.7)	1441 (82.4)	307 (17.6)		142 (46.3)	165 (53.7)		6158 (45.2)	2479 (40.3)	3680 (59.7)		1546 (42.0)	2134 (58.0)	

Higher	166 (2.2)	78 (47.0)	88 (53.0)		25 (28.4)	63 (71.6)		1049 (7.7)	187 (17.8)	862 (82.2)		221 (25.6)	641 (74.4)	
<b>Wealth quintiles</b>														
Poorest	1424 (18.5)	1374 (96.4)	51 (3.6)	<0.001	29 (56.9)	22 (43.1)	0.045	2239 (16.4)	1935 (86.4)	304 (13.6)	<0.001	135 (44.4)	169 (55.6)	<0.001
Poorer	1551 (20.1)	1484 (95.7)	67 (4.3)		33 (48.5)	35 (51.5)		2502 (18.4)	1673 (66.9)	828 (33.1)		383 (46.3)	445 (53.7)	
Middle	1422 (18.5)	1321 (92.9)	101 (7.1)		63 (62.4)	38 (37.6)		2696 (19.8)	1537 (57.0)	1159 (43.0)		540 (46.6)	619 (53.4)	
Richer	1574 (20.4)	1426 (90.6)	148 (9.4)		73 (49.3)	75 (50.7)		2939 (21.6)	1251 (42.6)	1688 (57.4)		686 (40.6)	1002 (59.4)	
Richest	1734 (22.5)	1373 (79.2)	361 (20.8)		157 (43.4)	205 (56.6)		3241 (23.8)	939 (29.0)	2302 (71.0)		787 (34.2)	1515 (65.8)	
<b>Religion</b>														
Christians	4229 (54.9)	3683 (87.1)	546 (12.9)	<0.001	258 (47.3)	287 (52.7)	0.607	9757 (71.7)	4450 (45.6)	5308 (54.4)	<0.001	2008 (39.5)	3209 (60.5)	0.026
Muslims	2307 (29.9)	2202 (95.4)	105 (4.6)		52 (49.1)	54 (50.9)		3330 (24.5)	2538 (76.2)	792 (23.8)		357 (45.1)	435 (54.9)	
None	389 (5.1)	367 (94.3)	22 (5.7)		11 (50.0)	11 (50.0)		240 (1.8)	133 (55.4)	107 (44.6)		53 (49.5)	54 (50.5)	
Others	780 (10.1)	725 (92.9)	55 (7.1)		32 (58.2)	23 (41.8)		289 (2.1)	215 (74.4)	74 (25.6)		23 (31.1)	51 (68.9)	
<b>Occupation</b>														
Not working	1712 (22.2)	1578 (92.2)	134 (7.8)	<0.001	62 (46.3)	72 (53.7)	0.019	4579 (33.6)	2678 (58.5)	1901 (41.5)	<0.001	812 (42.7)	1089 (57.3)	<0.001
Professional/Formal	249 (3.2)	153 (61.4)	96 (38.6)		35 (36.5)	61 (63.5)		228.4 (1.7)	50 (21.8)	179 (78.2)		61 (34.1)	118 (65.9)	
Nonprofessional/ Informal	5745 (74.6)	5246 (91.3)	499 (8.7)		257 (51.6)	241 (48.4)		8808 (64.7)	4607 (52.3)	4201 (47.7)		1657 (39.5)	2543 (60.5)	

156  
157  
158  
159  
160  
161  
162  
163  
164  
165  
166

<sup>1</sup>DHS 2017-2018  
<sup>2</sup>DHS 2018  
<sup>3</sup>Percentage aware of cervical cancer  
<sup>4</sup>Mean difference (95% CI) of Age: 1.29 (0.49- 2.10)  
<sup>5</sup>Mean difference (95% CI) of Age: 0.95 (-0.41-2.30)  
<sup>6</sup>Mean difference (95% CI) of Age: 2.81 (2.36-3.25)  
<sup>7</sup>Mean difference (95% CI) of Age: 2.30 (1.73-2.87)  
\*Wald test of association

**Table 2. Media use and awareness of cervical cancer and screening in women aged 15-49 in Benin and Cameroon (weighted)**

Demographics	Benin <sup>1</sup>							Cameroon <sup>2</sup>						
	Total	Aware of Cervical Cancer			Aware of Cervical Screening <sup>3</sup> (n=729)			Total	Aware of Cervical Cancer			Aware of Cervical Screening <sup>3</sup> (n=6281)		
	N=7706 (%)	No (%)	Yes (%)	χ <sup>2</sup> *	No (%)	Yes (%)	χ <sup>2</sup> *	N = 13616 (%)	No (%)	Yes (%)	χ <sup>2</sup> *	No (%)	Yes (%)	χ <sup>2</sup> *
<b>Frequency of reading newspapers or magazine</b>														
Not at all	6968 (90.4)	6411 (92.0)	557 (8.0)	<0.001	282 (50.6)	275 (49.4)	0.077	10961 (80.5)	6548 (59.7)	4412 (40.3)	<0.001	1853 (42.0)	2560 (58.0)	0.001
Less than once a week	419 (5.4)	317 (75.7)	102 (24.3)		48 (47.1)	54 (52.9)		1774 (13.0)	529 (29.8)	1246 (70.2)		477 (38.3)	769 (61.7)	
At least once a week	319 (4.1)	249 (78.1)	70 (21.9)		24 (34.3)	46 (65.7)		881 (6.5)	258 (29.3)	623 (70.7)		201 (32.3)	421 (67.7)	
<b>Frequency of watching television</b>														
Not at all	4816 (62.5)	4558 (94.6)	258 (5.4)	<0.001	141 (54.7)	117 (45.3)	0.008	5824 (42.8)	4337 (74.5)	1488 (25.5)	<0.001	666 (44.8)	822 (55.2)	<0.001
Less than once a week	1357 (17.6)	1195 (88.1)	162 (11.9)		90 (55.6)	72 (44.4)		1565 (11.5)	746 (47.7)	818 (52.3)		379 (46.3)	439 (53.7)	
At least once a week	1533 (19.9)	1224 (79.8)	309 (20.2)		123 (39.8)	186 (60.2)		6227 (45.7)	2252 (36.2)	3975 (63.8)		1486 (37.4)	2489 (62.6)	
<b>Frequency of listening to radio</b>														
Not at all	3297 (42.8)	3115 (94.5)	182 (5.5)	<0.001	105 (57.7)	77 (42.3)	0.007	8367 (61.5)	5339 (63.8)	3028 (36.2)	<0.001	1283 (42.4)	1746 (57.6)	0.02
Less than once a week	1676 (21.7)	1512 (90.2)	164 (9.8)		89 (54.6)	74 (45.4)		2780 (20.4)	1113 (40.0)	1667 (60.0)		679 (40.7)	988 (59.3)	
At least once a week	2733 (35.5)	2350 (86.0)	383 (14.0)		160 (41.7)	224 (58.3)		2469 (18.1)	884 (35.8)	1585 (64.2)		569 (35.9)	1016 (64.1)	
<b>Frequency of using Internet in last month</b>														
Not at all	7224 (93.8)	6697 (92.7)	527 (7.3)	<0.001	281 (53.2)	247 (46.8)	0.019	10002 (73.5)	6380 (63.8)	3622 (36.2)	<0.001	1606 (44.4)	2015 (55.6)	<0.001
Less than once a week	56 (0.7)	39 (69.0)	17 (30.4)		7 (43.8)	9 (56.2)		517 (3.8)	169 (32.7)	348 (67.3)		143 (41.1)	205 (58.9)	
At least once a week	122 (1.6)	83 (68.0)	39 (32.0)		16 (41.0)	23 (59.0)		1072 (7.9)	325 (30.3)	748 (69.7)		292 (39.0)	456 (61.0)	
Almost every day	303 (3.9)	158 (52.1)	145 (47.9)		50 (34.2)	96 (65.8)		2025 (14.9)	462 (22.8)	1563 (77.2)		490 (31.3)	1073 (68.7)	

<sup>1</sup>DHS 2017-2018<sup>3</sup>Percentage aware of cervical cancer<sup>2</sup>DHS 2018

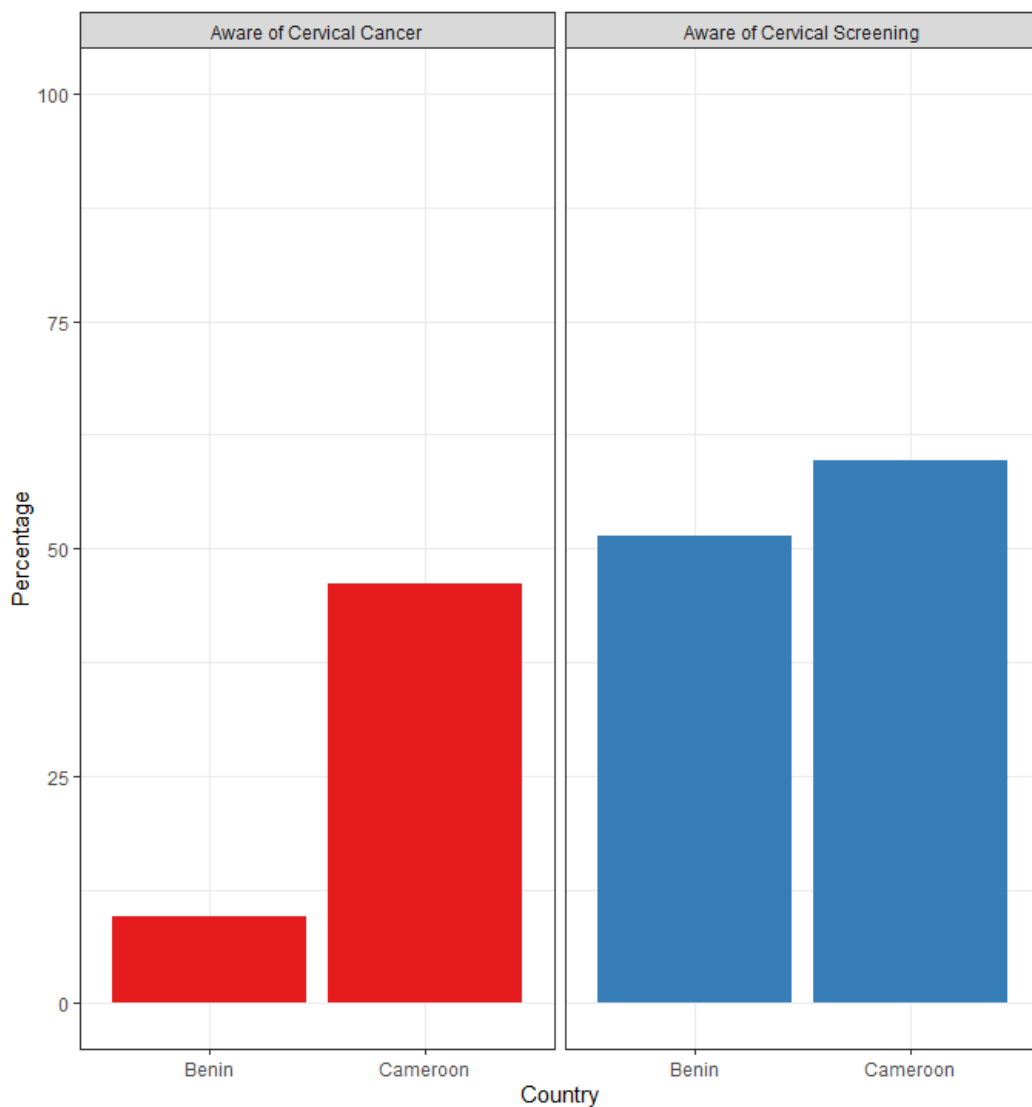
\*Wald test of association

170

## 171 Awareness of cervical cancer and cervical screening

172 Fig 2 shows the awareness of cervical cancer and cervical screening among women. Only 9.5% of women  
173 in Benin were aware of cervical cancer but 46.1% were aware of cervical cancer in Cameroon. Around  
174 half of the women who were aware of cervical cancer in both countries were aware of cervical  
175 screening, Benin (51.4%) and Cameroon (59.7%).

176 **Fig 2. Awareness of cervical cancer and cervical screening among women of reproductive age in Benin**  
177 **and Cameroon**



178

179 **Awareness of Cervical Cancer (Table 1):** In Benin awareness varied slightly by age but was very low (less  
180 than 11%), in Cameroon at least half of the women aged 25 and above were aware of cervical cancer.  
181 Awareness was higher among women in the urban areas in Benin (14.0%) and Cameroon (57.9%).  
182 Women who had never been in a union in Benin (10.5%) and Cameroon (47.9%) were more aware of  
183 cervical cancer than women who were currently/formerly married. Women with higher education in  
184 Benin (53.0%) and Cameroon (82.2%) were more aware of cervical cancer. Similar patterns were seen in  
185 the wealth quintiles in both countries, women in the richest wealth quintile had the highest proportion  
186 of awareness in Benin (20.8%) and Cameroon (71.0%). Christian women were more aware of cervical  
187 cancer in Cameroon (54.4%) than women following other religious faiths. Professional women were  
188 more aware of cervical cancer in both countries. Women who watch television (20.2%, 63.8%) and  
189 listen to the radio (14.0%, 64.2%) at least once a week and women who use the internet almost every  
190 day (47.9%, 77.2%) were more aware of cervical cancer in Benin and Cameroon respectively (Table 2).  
191 Overall, awareness of cervical cancer in Benin was very low compared with Cameroon.

192 **Awareness of cervical screening among those aware of cervical cancer (Table 1):** In both countries,  
193 awareness of cervical screening slightly varied across the different age groups. Women aged 25-34 years  
194 in Benin (58.4%) and women aged 45+ years in Cameroon (66.0%) had the highest level of awareness of  
195 cervical screening. Awareness of screening was higher in women in the urban areas of Benin (54.5%) and  
196 Cameroon (62.0%). Currently/formerly married women were more aware of screening than those who  
197 were never in a union in Benin (53.4%) and Cameroon (62.3%). Awareness of cervical screening  
198 increased with education level in both countries, women with higher education had greater awareness  
199 of cervical screening in Benin (71.6%) and Cameroon (74.4%). Awareness of cervical screening had no  
200 clear pattern of association with the wealth quintiles, but in both countries, women in the richest wealth  
201 quintile had the highest proportion of awareness in Benin (56.6%) and Cameroon (65.8%). Christian  
202 women in Benin (52.7%) were more aware of cervical screening but in Cameroon, women with other

203 religions (68.9%) were more aware of screening. Professional women in both countries were more  
204 aware of cervical screening in Benin (63.5%) and Cameroon (65.9%).  
205 Women in both countries who read newspapers/magazines, watched television, and listened to the  
206 radio at least once a week were more aware of cervical screening. The highest awareness was seen in  
207 women who read newspapers/magazines in Benin (65.7%) and Cameroon (67.7%). Women who used  
208 the internet almost every day in the last month were more aware of cervical screening in Benin (65.8%)  
209 and Cameroon (68.7%).

## 210 **Logistic regression of factors associated with awareness of cervical** 211 **cancer**

212 Univariate logistic regressions were conducted to provide a direct comparison with the multivariate  
213 logistic regressions (Table 3). In line with the results of the chi-square analysis (Tables 1 and 2), all the  
214 demographic characteristics and media use in both countries were significantly associated with  
215 awareness of cervical cancer except marital status. The results of the univariate analysis are shown in S1  
216 Table. The multivariate logistic regression included the following variables in the adjusted model: age,  
217 residential status, marital status, education, wealth quintiles, religion, occupation, and frequencies of  
218 reading newspapers or magazines, watching television, listening to the radio, and using the internet in  
219 the last month.

220 In Benin, the odds of awareness of cervical cancer significantly increased from women aged 25-34 years  
221 (adjusted odds ratio, aOR 1.45, 95% CI 1.12-1.89,  $p=0.005$ ) to women aged 45+ years (aOR 1.89, 95% CI  
222 1.23-2.91,  $p=0.004$ ) compared with women aged 15-24 (Table 3). The awareness of cervical cancer  
223 increased as the education levels increased in Benin, the odds were approximately 6 times higher (95%

224 CI 3.34-10.91,  $p < 0.001$ ) in women with higher education than in women without education in the  
225 adjusted model. The middle and richest wealth quintiles in the adjusted model had significantly  
226 increased odds of awareness of cervical cancer (Table 3). Muslims in the adjusted model in Benin had  
227 significantly reduced odds of awareness (aOR 0.45, 95% CI 0.35-0.59,  $p < 0.001$ ) than Christians. Being a  
228 professional woman in Benin increased the odds of awareness of cervical cancer (aOR 1.87, 95% CI 1.21-  
229 2.91,  $p = 0.005$ ). There was a significantly reduced odds ratio among women who read newspapers or  
230 magazines at least once a week (aOR 0.58, 95% CI 0.40-0.85,  $p = 0.006$ ). Benin women who watched  
231 television less than once a week had the highest odds (aOR 1.45, 95% CI 1.09-1.94,  $p = 0.022$ ) while  
232 women who listened to the radio at least once a week had the highest odds (aOR 1.31, 95% CI 1.02-1.68,  
233  $p = 0.036$ ) than those who do not do that at all. There was a reduction in the odds among women who  
234 use the internet at least once a week, but the odds were significantly increased in women who used the  
235 internet almost every day, (aOR 3.61, 95% CI 2.45-5.32,  $p < 0.001$ ) (Table 3).

236 In Cameroon, the odds of awareness of cervical cancer increased as age increased in the adjusted  
237 models (Table 3). The odds were highest (aOR 2.91, 95% CI 2.36- 3.60,  $p < 0.001$ ) among women aged  
238 45+ years compared with women aged 15-24 years. Women who were currently /formerly married had  
239 a higher odd (aOR 1.25, 95% CI 1.10-1.43,  $p = 0.001$ ) than the unmarried in the adjusted model.  
240 Awareness of cervical cancer was approximately nine times higher (aOR 95% CI 6.43-13.61,  $p < 0.001$ )  
241 among women with higher education than women with no education. Similarly, awareness significantly  
242 increased as the wealth index increased in the adjusted model, approximately four times higher (aOR  
243 95% CI 2.41-4.96,  $p < 0.001$ ) in the richest wealth quintile compared to women in the poorest wealth  
244 quintile. Muslims in the adjusted model had reduced odds of cervical cancer awareness (aOR 0.61, 95%  
245 CI 0.50-0.75,  $p < 0.001$ ) than Christians. The non-professional women had significantly increased odds in  
246 awareness (aOR 1.44 95% CI 1.27-1.63,  $p < 0.001$ ) compared with the not working women. There were  
247 significantly increased odds of cervical cancer awareness in Cameroon among women who read

248 newspapers/magazines (aOR 1.27, 95% CI 1.09-1.48,  $p= 0.002$ ) and listened to the radio (aOR 1.21, 95%  
249 CI 1.06-1.39,  $p= 0.006$ ) less than once a week than those who did not. Also, among those that watch  
250 television at least once a week the odds increased (aOR 1.30, 95% CI 1.07-1.58,  $p= 0.008$ ). The odds  
251 were highest in those that used the internet almost every day (aOR 1.95, 95% CI 1.61-2.35,  $p= <0.001$ ).

252 In summary, older age, higher education levels, and frequent use of the internet in the last month were  
253 the factors with a clear significant association with increased cervical cancer awareness in the two  
254 countries (Table 3). Additionally in Cameroon, the wealth index had a clear significant association with  
255 awareness of cervical cancer.

256



257

**Table 3: Demographic characteristics and media use associated with awareness of cervical cancer among women 15-49 years in Benin and Cameroon**

258

Variables	Benin		Cameroon	
	Adjusted odds ratio, aOR (95%CI)	p-value	Adjusted odds ratio, aOR (95%CI)	p-value
<b>Age group(years)</b>				
15-24	1		1	
25-34	1.45 (1.12-1.89) **	0.005	1.84 (1.63 -2.09) ***	<0.001
35-44	1.86 (1.36-2.56) ***	<0.001	2.54 (2.15- 3.00) ***	<0.001
45+	1.89 (1.23-2.91) **	0.004	2.91 (2.36- 3.60) ***	<0.001
<b>Residential status</b>				
Urban	1		1	
Rural	0.80 (0.61-1.04)	0.094	1.18 (0.91-1.53)	0.222
<b>Marital status</b>				
never in union	1		1	
currently/formerly in union	1.16 (0.89-1.52)	0.259	1.25 (1.10-1.43) ***	0.001
<b>Education</b>				
No education	1		1	
Primary	1.48 (1.09-2.01) *	0.011	2.96 (2.33-3.75) ***	<0.001
Secondary	3.21 (2.43-4.24) ***	<0.001	5.74 (4.39-7.50) ***	<0.001
Higher	6.04 (3.34-10.91) ***	<0.001	9.36 (6.43-13.61) ***	<0.001
<b>Wealth quintiles</b>				
Poorest	1		1	
Poorer	1.01 (0.67-1.52)	0.957	2.04 (1.57-2.64) ***	<0.001
Middle	1.48 (1.01-2.16) *	0.044	2.33 (1.76-3.09) ***	<0.001
Richer	1.39 (0.93-2.08)	0.111	3.03 (2.17-4.23) ***	<0.001
Richest	1.65 (1.08-2.54) *	0.022	3.46 (2.41-4.96) ***	<0.001
<b>Religion</b>				
Christians	1		1	
Muslims	0.45 (0.35-0.59) ***	<0.001	0.61 (0.50-0.75) ***	<0.001
None	0.85 (0.50-1.44)	0.544	1.09 (0.76-1.54)	0.648

Others	0.97 (0.68-1.39)	0.878	0.72 (0.47-1.09)	0.122
<b>Occupation</b>				
Not Working	1		1	
Nonprofessional/ Informal	1.46 (1.14-1.86) **	0.003	1.44 (1.27-1.63) ***	<0.001
Professional/Formal	1.87 (1.21-2.91) **	0.005	1.45 (0.91-2.30)	0.115
<b>Frequency of reading newspapers or magazine</b>				
Not at all	1		1	
Less than once a week	0.92 (0.67-1.27)	0.612	1.27 (1.09-1.48) **	0.002
At least once a week	0.58 (0.40-0.85) **	0.006	0.98 (0.79-1.22)	0.864
<b>Frequency of watching television</b>				
Not at all	1		1	
Less than once a week	1.45 (1.09-1.94) *	0.012	1.18 (0.98- 1.43)	0.083
At least once a week	1.39 (1.05-1.83) *	0.022	1.30 (1.07-1.58) **	0.008
<b>Frequency of listening to radio</b>				
Not at all	1		1	
Less than once a week	1.13 (0.85-1.51)	0.397	1.21 (1.06-1.39) **	0.006
At least once a week	1.31 (1.02-1.68) *	0.036	1.11 (0.95-1.29)	0.186
<b>Frequency of using Internet in last month</b>				
Not at all	1		1	
Less than once a week	3.16 (1.65-6.06) ***	0.001	1.69 (1.36-2.10) ***	<0.001
At least once a week	2.35 (1.48-3.73) ***	<0.001	1.51 (1.24-1.84) ***	<0.001
Almost every day	3.61 (2.45-5.32) ***	<0.001	1.95 (1.61-2.35) ***	<0.001
<b>Significance codes : 0 '***' 0.001 '**' 0.01 '*' 0.05 '.' 0.1 ' ' 1</b>				

259 \*Odds ratio adjusted for Age, residential status, marital status, level of education, wealth index, religion, occupation, frequency of reading newspapers or magazines, frequency of watching  
260 television, frequency of listening to radio, and frequency of using the internet in the last month

## 261 **Logistic regression analysis of factors associated with awareness of** 262 **cervical cancer screening**

263 In the chi-square analysis (Tables 1 and 2); age, education, wealth index, occupation, and media usage  
264 (television, radio, internet) were associated with awareness of cervical cancer screening in Benin  
265 whereas all the demographic characteristics and media use were associated with awareness of cervical  
266 cancer screening in Cameroon. The results of the univariate analysis are in the S2 Table.

267 In Benin, the odds of cervical screening awareness were significantly higher (aOR 1.98, 95% CI 1.20-3.27,  
268  $p= 0.007$ ) among women aged 25-34 years than aged 15-24 years in the adjusted model (Table 4).

269 Women with higher education had four-fold increased odds of cervical screening awareness (aOR  
270 4.42, 95% CI 1.85-10.55,  $p= 0.001$ ) compared with women with no education in the adjusted model.

271 Women who listened to the radio at least once a week in Benin had significantly increased odds of  
272 cervical screening awareness (aOR 1.73, 95% CI 1.04-2.88,  $p= 0.034$ ) in the adjusted model.

273 In Cameroon, the odds of awareness of cervical screening significantly increased as age increased (Table  
274 4). Women aged 45+ years had an increased odds of awareness compared with women aged 15-24  
275 years (aOR 1.75, 95% CI 1.33-2.29,  $p= <0.001$ ). Women who were currently/formerly married had  
276 increased odds of cervical screening awareness (aOR 1.29, 95% CI 1.09-2.53,  $p= 0.004$ ) than women who  
277 had never been in a union in the adjusted model. The odds of cervical screening awareness significantly  
278 increased in women with secondary education (aOR 1.53, 95% CI 1.02-2.30,  $p= 0.041$ ) to approximately  
279 three times higher (aOR 2.69, 95% CI 1.59-4.55,  $p= <0.001$ ) in women with higher education in the  
280 adjusted model. Using the internet almost every day in the last month significantly increased the odds of  
281 cervical screening awareness (aOR 1.35, 95% CI 1.10-1.67,  $p= 0.005$ ) in Cameroon.

282 In summary, older age, a higher level of educational achievement, and frequency of use of radio and the  
283 internet were significantly associated with the awareness of cervical screening.

284

**Table 4. Demographic characteristics and media use associated with awareness of cervical cancer screening among women 15-49 years in Benin and Cameroon**

Variables	Benin		Cameroon	
	Adjusted odds ratio (95%CI)	p-value	Adjusted odds ratio (95%CI)	p-value
<b>Age group(years)</b>				
15-24	1		1	
25-34	1.98 (1.20-3.27) **	0.007	1.31 (1.11-1.54) **	0.002
35-44	1.72 (0.93-3.18)	0.084	1.66 (1.38-2.00) ***	<0.001
45+	1.81 (0.93-3.54)	0.08	1.75 (1.33-2.29) ***	<0.001
<b>Residential status</b>				
Urban	1		1	
Rural	0.92 (0.56-1.51)	0.754	0.96 (0.77-1.19)	0.686
<b>Marital status</b>				
never in union	1		1	
currently/formerly in union	1.66 (0.98-2.80)	0.059	1.29 (1.09-1.53) **	0.004
<b>Education</b>				
no education	1		1	
primary	1.40 (0.78-2.54)	0.26	1.41 (0.96-2.08)	0.082
secondary	2.22 (1.22-4.06) **	0.01	1.53 (1.02-2.30) *	0.041
higher	4.42 (1.85-10.55) ***	0.001	2.69 (1.59-4.55) ***	<0.001
<b>Wealth quintiles</b>				
Poorest	1		1	
Poorer	1.43 (0.62-3.29)	0.396	0.84 (0.52-1.35)	0.461
Middle	0.61 (0.28-1.33)	0.215	0.78 (0.49-1.26)	0.314
Richer	0.96 (0.47-1.99)	0.92	0.89 (0.53-1.48)	0.642
Richest	0.84 (0.38-1.86)	0.671	0.96 (0.57-1.62)	0.873
<b>Religion</b>				
Christians	1		1	
Muslims	0.98 (0.61-1.58)	0.93	0.95 (0.75-1.21)	0.693
None	1.08 (0.40-2.91)	0.886	0.73 (0.45-1.18)	0.198

Others	0.97 (0.48-1.97)	0.941	1.43 (0.80-2.57)	0.23
<b>Occupation</b>				
Not Working	1		1	
Nonprofessional/Informal	0.77 (0.48-1.24)	0.287	1.02 (0.88-1.19)	0.752
Professional/Formal	0.72 (0.37-1.39)	0.321	0.87 (0.60-1.24)	0.433
<b>Frequency of reading newspapers or magazine</b>				
Not at all	1		1	
Less than once a week	0.68 (0.41-1.13)	0.132	0.98 (0.84-1.13)	0.75
At least once a week	1.05 (0.51-2.13)	0.901	1.06 (0.83-1.36)	0.629
<b>Frequency of watching television</b>				
Not at all	1		1	
Less than once a week	0.78 (0.45-1.34)	0.362	0.83 (0.66-1.05)	0.118
At least once a week	0.96 (0.53-1.72)	0.884	1.04 (0.84-1.27)	0.741
<b>Frequency of listening to radio</b>				
Not at all	1		1	
Less than once a week	1.15 (0.64-2.05)	0.637	0.98 (0.84-1.15)	0.806
At least once a week	1.73 (1.04-2.88) *	0.034	1.01 (0.84-1.23)	0.88
<b>Frequency of using Internet in last month</b>				
Not at all	1		1	
Less than once a week	1.27 (0.43-3.77)	0.669	1.13 (0.86-1.48)	0.381
At least once a week	1.32 (0.62-2.78)	0.471	1.08 (0.88-1.32)	0.448
Almost every day	1.39 (0.76-2.54)	0.287	1.35 (1.10-1.67) **	0.005
<b>Significance codes : 0 '***' 0.001 '**' 0.01 '*' 0.05 '.' 0.1 ' ' 1</b>				

288 \*Odds ratio adjusted for Age, residential status, marital status, level of education, wealth index, religion, occupation, frequency of reading newspapers or magazines, frequency of watching  
289 television, frequency of listening to radio, and frequency of using the internet in the last month

## 290 Discussion

291 This study assessed the relationship between sociodemographic factors and awareness of cervical  
292 cancer and cervical screening in Benin and Cameroon, using the nationally representative DHS sample.  
293 Awareness of cervical cancer was significantly associated with older age, higher educational  
294 achievement, and frequent use of the internet in the last month in both countries, and with greater  
295 wealth in Cameroon. Awareness of cervical cancer screening was highest among women aged 25-34  
296 years in Benin, women aged 45+ in Cameroon, and women with higher education in both countries.  
297 Age, education, and frequency of use of radio and the internet were also significantly associated with  
298 the awareness of cervical screening.

299 Awareness of cervical cancer varies across developing countries. In our study, awareness of cervical  
300 cancer was as low as 9.5% in Benin and 46.1% in Cameroon. In the Tanzania HIV and Malaria Indicators  
301 Survey, only 30.9% of women aged 15-49 years were unaware of cervical cancer, implying that more  
302 than 60% of the women were aware of cervical cancer in Tanzania (25). Predictors of cervical cancer  
303 awareness in that study included having more than secondary education, being affluent, having 1-4  
304 children, and being aged 30-44 years (25). The risk of cervical cancer is increased in women with HIV;  
305 hence it is the most frequently detected cancer among women with HIV (26). Tanzania is one of the sub-  
306 Saharan African countries with higher prevalence of HIV compared to the prevalence of HIV worldwide  
307 (27). Therefore, women who participated in the Tanzania survey (25), could be more aware of cervical  
308 cancer because of the increased risk of cervical cancer associated with HIV. In a DHS analysis on the  
309 prevalence of awareness of cervical cancer in Zimbabwe (DHS 2015) and Benin (DHS 2017-18),  
310 awareness of cervical cancer in Zimbabwe was as high as 79.2%, much higher than our study and  
311 awareness in Benin (10.2%) was similar to our study (28). It appears the whole sample of women  
312 interviewed during the survey were used but, in our study, we analysed a sub-sample of women who

313 were asked questions about cervical cancer. This is the reason a direct comparison cannot be made  
314 between our study and theirs. A population-based cross-sectional study of 1,090 women in Bangladesh,  
315 revealed an awareness of cervical cancer of 45.2% among women 15 to 75 years (29). This result is close  
316 to the prevalence in Cameroon in our study; although, the upper age limit in our study was only 49  
317 years. Marital status, literacy, residential status, and socio-economic status were found to be associated  
318 with the level of knowledge of the women in the Bangladesh study (29). A nationally representative  
319 household survey that considered awareness of specific cervical screening tests such as smear tests  
320 among women also found low levels of awareness in Nepal (13%) (30), and Indonesia (20%)(31) . In our  
321 study, only women who were aware of cervical cancer were asked about awareness of cervical  
322 screening. Hence the reason why around half of the women in Benin (51.4%) and Cameroon (59.7%)  
323 were aware of cervical screening. Our study did not consider if the women were aware of the different  
324 methods of cervical screening. Cervical cancer screening programmes in most African countries are less  
325 than the WHO target of 70% coverage, only 20% of the WHO countries in the African region have a  
326 national cervical cancer screening programme which is mainly opportunistic (32). As of 2021, Benin and  
327 Cameroon had no national HPV vaccination programme and no screening programme for cervical cancer  
328 (7, 8). The possibility that women will be aware of cervical cancer and screening is likely to be lower in  
329 countries without a national screening programme. There is a need to increase the level of awareness of  
330 cervical cancer and screening among women in Benin and Cameroon through stakeholder involvement  
331 and the establishment of an implementable national cervical screening programme.

332 The significant determinants of awareness of cervical cancer from our study included age, education,  
333 and frequency of using the internet in the last month in both countries and the wealth quintiles in  
334 Cameroon. Studies show that as a woman's age increases she will possibly be more aware of the health  
335 issues that are associated with her reproductive health (28). Alongside advanced maternal age, studies  
336 show that having a formal education, using the internet, and having a professional/technical/managerial



337 occupation significantly increased the odds of awareness of cervical cancer after adjusting for other  
338 confounders (28). Like our study, women aged over 45 years had the highest odds of cervical cancer  
339 awareness (28). Our study differs from Barrow et al (28) in the forms of media used by women to get  
340 their information on health issues. In our study, women using the internet in the last month in both  
341 countries had better awareness of cervical cancer. Some previous studies did not specify the media use  
342 type, although some identified television as the best means of cervical cancer information delivery (33,  
343 34). Online social media platforms have been identified as a means for public health promotion but  
344 there is limited research on the effectiveness of social media in improving awareness of health topics  
345 (33). Inadequate information about cervical cancer could result in poor knowledge about the disease  
346 (34). It appears that studies agree that women get their health information from various forms of media,  
347 therefore, media use could improve awareness of cervical cancer.

348 Awareness of cervical cancer differed by wealth quintiles in Cameroon. In Ethiopia (35) women with a  
349 higher average monthly income had better awareness of cervical cancer while in Kenya (36) regional  
350 disparities in cancer awareness and screening utilization services are higher among the vulnerable  
351 regions with higher rural-urban wealth inequalities. Therefore, in most low-resource settings, age,  
352 education level, residential status, and socioeconomic status predict awareness of either cervical cancer  
353 or screening (25, 28, 29, 31). There is a need to increase awareness among women of low socio-  
354 economic status to reduce the health inequalities that exist in their access to cervical cancer screening.

355 In Benin, an integrated strategic plan was developed to combat non-communicable diseases including  
356 cervical cancer (37). A similar plan was developed in Cameroon in 2020 for cancer control (16). As part  
357 of its primary prevention strategies, Cameroon employed awareness creation on special days and  
358 events, and in 2015 it completed a pilot phase to introduce the HPV vaccine for girls aged 9-13 years but  
359 the vaccine has not been added to the Expanded Program on Immunisation (EPI) since the pilot study  
360 (16). The cervical screening programmes available in Cameroon are those organised by some public

361 hospitals, faith-based organisations hospitals, National Committee for the Fight against Cancer  
362 (NACFAC), and Civil Society Organisations (CSOs) (16). In both Benin and Cameroon, fewer than 1 in 10  
363 women have had a cervical screening in the last 5 years (7, 8). Awareness creation through active  
364 stakeholder participation is needed in both countries. Developing communication and behaviour change  
365 materials during the opportunistic programme may help increase awareness in women.

## 366 **Study Limitations**

367 Our study used a large nationally representative sample, it is a cross-sectional study and causality  
368 cannot be established but the results are generalisable to women of reproductive age groups in the  
369 countries. We had results for only a small sub-sample, so findings may be subject to sampling bias. Data  
370 were collected through interviewer-assisted self-reporting and thus subject to recall bias. We could not  
371 adjust for unmeasured confounders; therefore, we cannot rule out the role of residual confounding.

## 372 **Conclusions**

373 Data from this study will contribute to the existing literature on awareness of cervical cancer and  
374 screening, educate cervical cancer stakeholders, and inform future intervention research to help  
375 increase awareness of cervical cancer. Awareness of cervical cancer and screening in Benin and  
376 Cameroon is very low. There is a need to strengthen awareness programmes through stakeholder  
377 engagement and public enlightenment. Media use, such as radio listening and internet use, may have a  
378 potential role in improving public enlightenment. In both countries, stakeholders need to implement the  
379 strategic plan for cervical cancer control and intensify awareness creation. Targeting younger women  
380 with age-appropriate cervical cancer information will help tackle the low level of awareness among  
381 young women. The inequality in awareness of cervical cancer and screening that exist between the poor  
382 and the rich in Cameroon needs to be tackled by investing in the education of the poor and ending

383 residential segregation of access to health care. This will possibly allow free access to the required  
384 information on cervical cancer and screening.

## 385 **Supporting Information**

386 **S1 Table.** Univariate logistic regression of the demographic characteristics and media use associated  
387 with awareness of cervical cancer among women 15-49 years in Benin and Cameroon

388 **S2 Table.** Univariate logistic regression of the demographic characteristics and media use associated  
389 with awareness of cervical cancer screening among women 15-49 years in Benin and Cameroon

## 390 **Acknowledgments**

391 We appreciate the women who participated in the survey and the DHS program team.

392

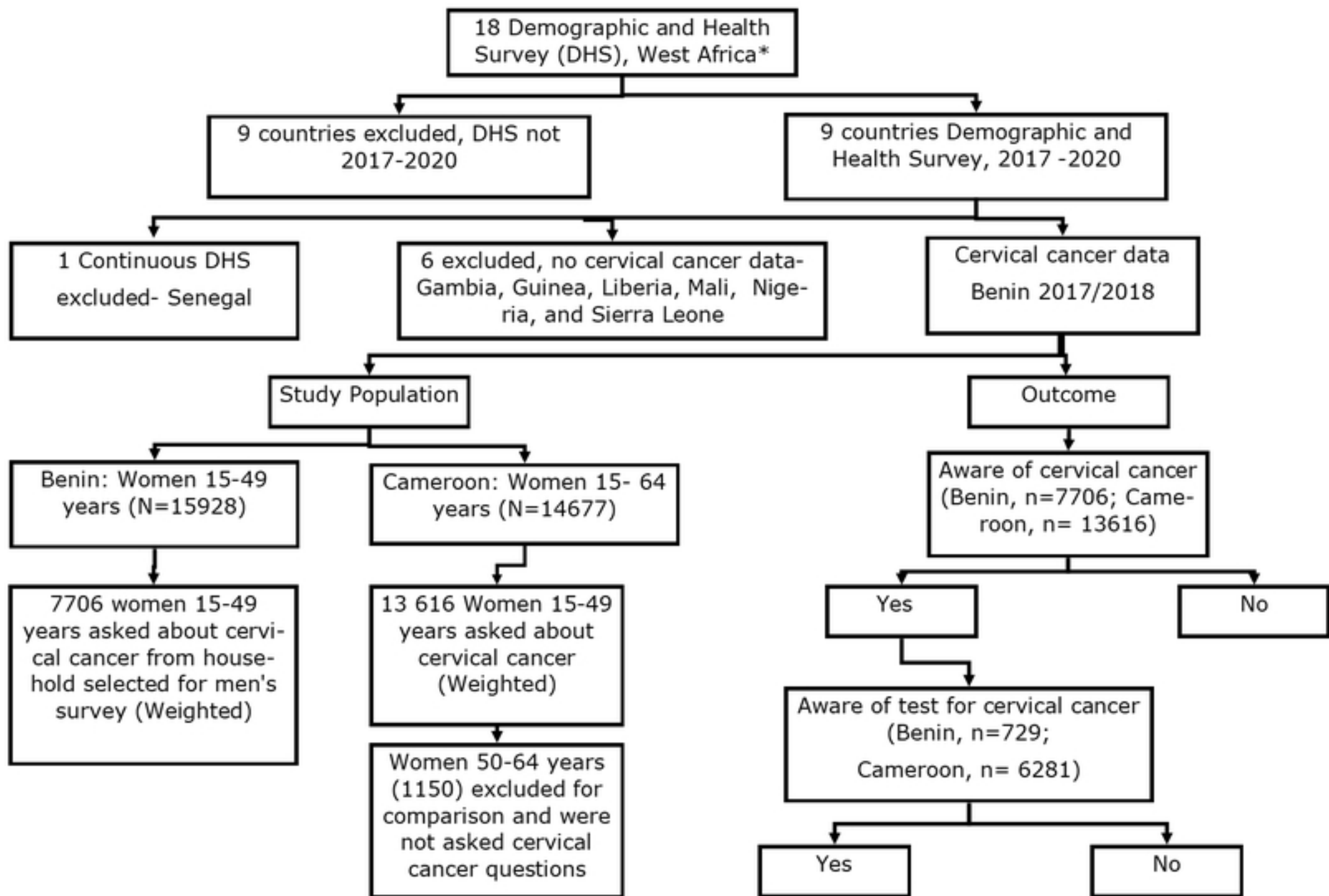
393

## 394 References

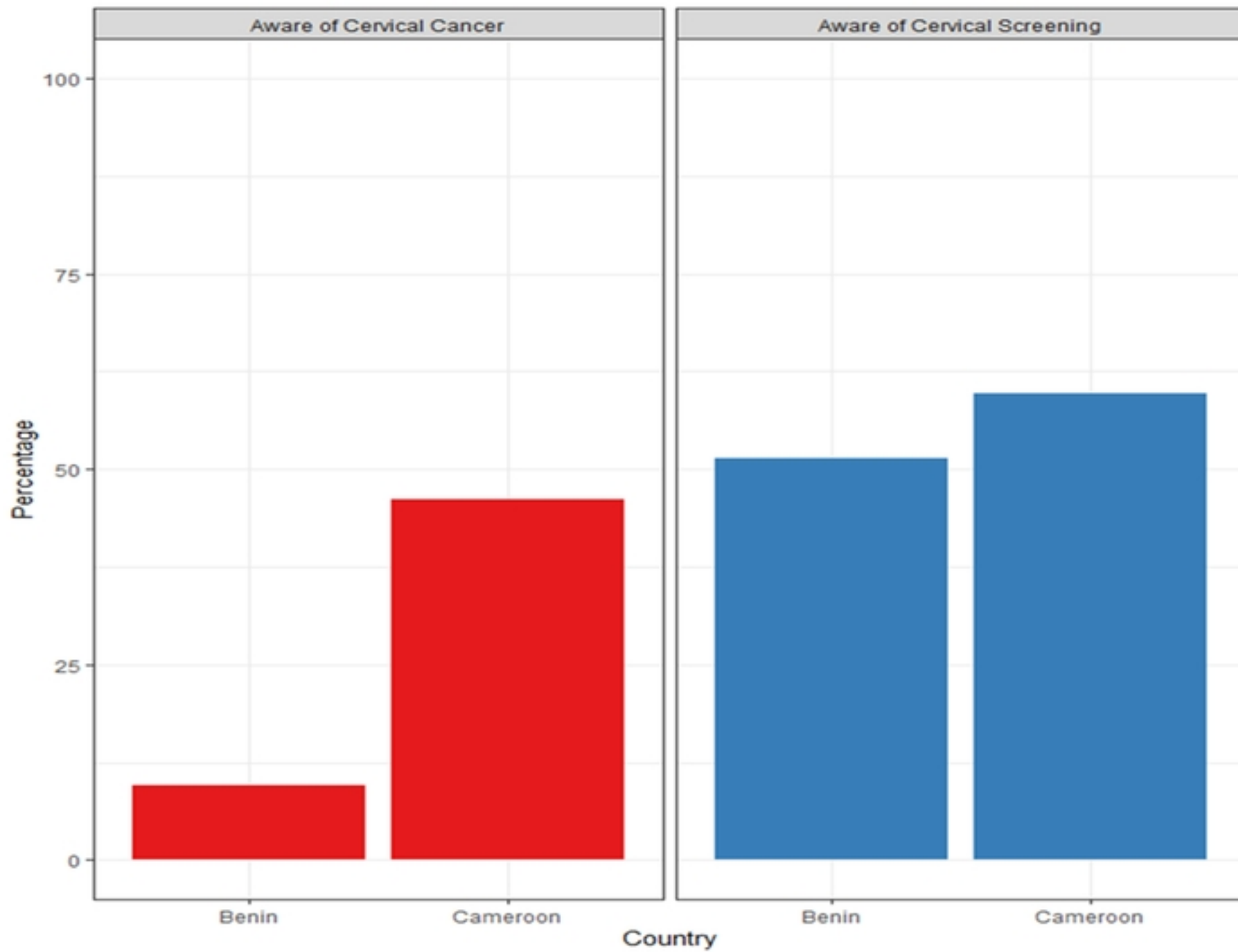
- 395 1. Ferlay J, Soerjomataram I, Dikshit R, Eser S, Mathers C, Rebelo M, et al. Cancer incidence and  
396 mortality worldwide: Sources, methods and major patterns in GLOBOCAN 2012. *International journal of*  
397 *cancer*. 2015;136(5):E359-E86. doi: 10.1002/ijc.29210.
- 398 2. Sung H, Ferlay J, Siegel RL, Laversanne M, Soerjomataram I, Jemal A, et al. Global cancer  
399 statistics 2020: GLOBOCAN estimates of incidence and mortality worldwide for 36 cancers in 185  
400 countries. *CA: a cancer journal for clinicians*. 2021. doi: 10.3322/caac.21660.
- 401 3. Torre LA, Bray F, Siegel RL, Ferlay J, Lortet-Tieulent J, Jemal A. Global cancer statistics, 2012. *CA:*  
402 *a cancer journal for clinicians*. 2015;65(2):87-108. doi: 10.3322/caac.21262.
- 403 4. Pimple S, Mishra G, Shastri S. Global strategies for cervical cancer prevention. *Current opinion in*  
404 *obstetrics & gynecology*. 2016;28(1):4-10. doi: 10.1097/GCO.000000000000241.
- 405 5. Cohen PA, Jhingran A, Oaknin A, Denny L. Cervical cancer. *The Lancet (British edition)*.  
406 2019;393(10167):169-82. doi: 10.1016/S0140-6736(18)32470-X.
- 407 6. Today IAFroC-C. Estimated number of new cases in 2020, cervix uteri, females, all ages 2020  
408 [cited 2022 27/09]. Available from: [https://gco.iarc.fr/today/online-analysis-](https://gco.iarc.fr/today/online-analysis-table?v=2020&mode=population&mode_population=continents&population=900&populations=900&key=asr&sex=2&cancer=23&type=0&statistic=5&prevalence=0&population_group=0&ages_group%5B%D=0&ages_group%5B%D=17&group_cancer=1&include_nmssc=0&include_nmssc_other=1)  
409 [table?v=2020&mode=population&mode\\_population=continents&population=900&populations=900&ke](https://gco.iarc.fr/today/online-analysis-table?v=2020&mode=population&mode_population=continents&population=900&populations=900&key=asr&sex=2&cancer=23&type=0&statistic=5&prevalence=0&population_group=0&ages_group%5B%D=0&ages_group%5B%D=17&group_cancer=1&include_nmssc=0&include_nmssc_other=1)  
410 [y=asr&sex=2&cancer=23&type=0&statistic=5&prevalence=0&population\\_group=0&ages\\_group%5B%](https://gco.iarc.fr/today/online-analysis-table?v=2020&mode=population&mode_population=continents&population=900&populations=900&key=asr&sex=2&cancer=23&type=0&statistic=5&prevalence=0&population_group=0&ages_group%5B%D=0&ages_group%5B%D=17&group_cancer=1&include_nmssc=0&include_nmssc_other=1)  
411 [D=0&ages\\_group%5B%D=17&group\\_cancer=1&include\\_nmssc=0&include\\_nmssc\\_other=1](https://gco.iarc.fr/today/online-analysis-table?v=2020&mode=population&mode_population=continents&population=900&populations=900&key=asr&sex=2&cancer=23&type=0&statistic=5&prevalence=0&population_group=0&ages_group%5B%D=0&ages_group%5B%D=17&group_cancer=1&include_nmssc=0&include_nmssc_other=1).
- 412 7. WHO. WHO- Cervical Cancer Profile Benin 2021 2021 [cited 2022 27/09]. Available from:  
413 <https://www.iccp-portal.org/who-cervical-cancer-profile-benin-2021>.
- 414 8. WHO. WHO- Cervical Cancer Profile Cameroon 2021 2021 [cited 2022 27/09]. Available from:  
415 <https://www.iccp-portal.org/who-cervical-cancer-profile-cameroon-2021>.
- 416 9. Vineis PP, Wild CPP. Global cancer patterns: causes and prevention. *The Lancet (British edition)*.  
417 2014;383(9916):549-57. doi: 10.1016/S0140-6736(13)62224-2.
- 418 10. de Martel C, Georges D, Bray F, Ferlay J, Clifford GM. Global burden of cancer attributable to  
419 infections in 2018: a worldwide incidence analysis. *The Lancet global health*. 2020;8(2):e180-e90. doi:  
420 10.1016/S2214-109X(19)30488-7.
- 421 11. Global strategy to accelerate the elimination of cervical cancer as a public health problem  
422 Geneva: World Health Organization2020 [cited 2022 22/12]. Available from:  
423 <https://www.who.int/publications/i/item/9789240014107>.
- 424 12. World Health O, World Hlth O, World Health Organization. Electronic address swi. Human  
425 papillomavirus vaccines: WHO position paper, May 2017—Recommendations. *Vaccine*.  
426 2017;35(43):5753-5. doi: 10.1016/j.vaccine.2017.05.069.
- 427 13. Bruni L, Diaz M, Barrionuevo-Rosas L, Herrero R, Bray F, Bosch FX, et al. Global estimates of  
428 human papillomavirus vaccination coverage by region and income level: a pooled analysis. *The Lancet*  
429 *global health*. 2016;4(7):e453-e63. doi: 10.1016/S2214-109X(16)30099-7.
- 430 14. Curry SJ, Krist AH, Owens DK, Barry MJ, Caughey AB, Davidson KW, et al. Screening for cervical  
431 cancer: US Preventive Services Task Force recommendation statement. *Jama*. 2018;320(7):674-86.
- 432 15. IARC. Cervical cancer screening. *IARC Handb Cancer Prev [Internet]*. 2022 30/11/2022; 18:[1–  
433 456 pp.]. Available from: <https://publications.iarc.fr/604>.
- 434 16. Partnership ICC. National Strategic Plan for Prevention and Cancer Control 2020 [cited 2022  
435 27/09]. Available from: [https://www.iccp-portal.org/plans/national-strategic-plan-prevention-and-](https://www.iccp-portal.org/plans/national-strategic-plan-prevention-and-cancer-control-2020-2024)  
436 [cancer-control-2020-2024](https://www.iccp-portal.org/plans/national-strategic-plan-prevention-and-cancer-control-2020-2024).

- 437 17. Lemp JM, De Neve J-W, Bussmann H, Chen S, Manne-Goebler J, Theilmann M, et al. Lifetime  
438 Prevalence of Cervical Cancer Screening in 55 Low- and Middle-Income Countries. *JAMA : the journal of*  
439 *the American Medical Association*. 2020;324(15):1532-42. doi: 10.1001/jama.2020.16244.
- 440 18. UNs. Population Division  
441 World Population Prospects 2019 2019 [cited 2021 26 April]. Available from:  
442 <https://population.un.org/wpp/Download/Standard/Population/>.
- 443 19. W.H.O. Human papillomavirus (HPV) and cervical cancer 2020 [cited 2021 26 April]. Available  
444 from: [https://www.who.int/news-room/fact-sheets/detail/human-papillomavirus-\(hpv\)-and-cervical-](https://www.who.int/news-room/fact-sheets/detail/human-papillomavirus-(hpv)-and-cervical-cancer)  
445 [cancer](https://www.who.int/news-room/fact-sheets/detail/human-papillomavirus-(hpv)-and-cervical-cancer).
- 446 20. Jedy-Agba E, Joko WY, Liu B, Buziba NG, Borok M, Korir A, et al. Trends in cervical cancer  
447 incidence in sub-Saharan Africa. *British journal of cancer*. 2020;123(1):148-54. doi: 10.1038/s41416-020-  
448 0831-9.
- 449 21. Mustari S, Hossain B, Diah NM, Kar S. Opinions of the urban women on pap test: Evidence from  
450 Bangladesh. *Asian Pacific journal of cancer prevention: APJCP*. 2019;20(6):1613.
- 451 22. Kerr D, Fiander A. *Towards Prevention of Cervical Cancer in Africa*. Oxford: St. Catherine college;  
452 2009.
- 453 23. ICF. *Demographic and Health Surveys Standard Recode Manual for DHS7*. Rockville, Maryland,  
454 U.S.A.: ICF: 2018.
- 455 24. Vanderelst D, Speybroeck N. Loading, merging and analysing demographic and health surveys  
456 using R. *International journal of public health*. 2014;59(2):415-22.
- 457 25. Moshi FV, Vandervort EB, Kibusi SM. Cervical cancer awareness among women in Tanzania: an  
458 analysis of data from the 2011-12 Tanzania HIV and Malaria Indicators Survey. *International journal of*  
459 *chronic diseases*. 2018;2018.
- 460 26. Stelzle D, Tanaka LF, Lee KK, Khalil AI, Baussano I, Shah AS, et al. Estimates of the global burden  
461 of cervical cancer associated with HIV. *The Lancet Global Health*. 2021;9(2):e161-e9.
- 462 27. WHO. Global Health Observatory: Prevalence of HIV among adults aged 15 to 49 (%) 2022 [cited  
463 2022 22/12]. Available from: [https://www.who.int/data/gho/data/indicators/indicator-](https://www.who.int/data/gho/data/indicators/indicator-details/GHO/prevalence-of-hiv-among-adults-aged-15-to-49(-))  
464 [details/GHO/prevalence-of-hiv-among-adults-aged-15-to-49\(-\)](https://www.who.int/data/gho/data/indicators/indicator-details/GHO/prevalence-of-hiv-among-adults-aged-15-to-49(-)).
- 465 28. Barrow A, Onikan A, Nzopotam CI, Ekholuenetale M. Prevalence and determinants of cervical  
466 cancer awareness among women of reproductive age: evidence from Benin and Zimbabwe population-  
467 based data. *Applied Cancer Research*. 2020;40(1):1-13.
- 468 29. Alam NE, Islam MS, Rayyan F, Ifa HN, Khabir MIU, Chowdhury K, et al. Lack of knowledge is the  
469 leading key for the growing cervical cancer incidents in Bangladesh: A population based, cross-sectional  
470 study. *PLOS Global Public Health*. 2022;2(1):e0000149.
- 471 30. Ranjit A, Gupta S, Shrestha R, Kushner AL, Nwomeh BC, Groen RS. Awareness and prevalence of  
472 cervical cancer screening among women in Nepal. *International Journal of Gynecology & Obstetrics*.  
473 2016;134(1):37-40.
- 474 31. Anwar SL, Tampubolon G, Van Hemelrijck M, Hutajulu SH, Watkins J, Wulaningsih W.  
475 Determinants of cancer screening awareness and participation among Indonesian women. *BMC cancer*.  
476 2018;18(1):1-11.
- 477 32. UICC. Cervical cancer elimination in Africa: where are we now and where do we need to be?  
478 Switzerland2022. Available from: [https://www.iccp-portal.org/system/files/resources/UICC-](https://www.iccp-portal.org/system/files/resources/UICC-Cervical_Cancer_in_Africa_FA_Single.pdf)  
479 [Cervical Cancer in Africa FA Single.pdf](https://www.iccp-portal.org/system/files/resources/UICC-Cervical_Cancer_in_Africa_FA_Single.pdf).
- 480 33. Lyson HC, Le GM, Zhang J, Rivadeneira N, Lyles C, Radcliffe K, et al. Social media as a tool to  
481 promote health awareness: results from an online cervical cancer prevention study. *Journal of Cancer*  
482 *Education*. 2019;34(4):819-22.

- 483 34. Aweke YH, Ayanto SY, Ersado TL. Knowledge, attitude and practice for cervical cancer  
484 prevention and control among women of childbearing age in Hossana Town, Hadiya zone, Southern  
485 Ethiopia: Community-based cross-sectional study. PloS one. 2017;12(7):e0181415.
- 486 35. Mitiku I, Tefera F. Knowledge about cervical cancer and associated factors among 15-49 year old  
487 women in Dessie town, Northeast Ethiopia. PloS one. 2016;11(9):e0163136.
- 488 36. Kangmennaang J, Onyango EO, Luginaah I, Elliott SJ. The next Sub Saharan African epidemic? A  
489 case study of the determinants of cervical cancer knowledge and screening in Kenya. Social Science &  
490 Medicine. 2018;197:203-12.
- 491 37. Partnership ICC. PLAN STRATEGIQUE INTEGRE DE LUTTE CONTRE LES MALADIES NON  
492 TRANSMISSIBLES 2019-2023 2018 [cited 2022 27/09]. Available from: [https://www.iccp-portal.org/plan-](https://www.iccp-portal.org/plan-strategique-integre-de-lutte-contre-les-maladies-non-transmissibles-2019-2023)  
493 [strategique-integre-de-lutte-contre-les-maladies-non-transmissibles-2019-2023](https://www.iccp-portal.org/plan-strategique-integre-de-lutte-contre-les-maladies-non-transmissibles-2019-2023).
- 494



Figure



Figure