

1 Nykøbing Falster Hospital

28 June 2022

2

3

## IMPACT OF COVID-19 PANDEMIC ON

4

## CANCER SCREENING IN DENMARK:

5

### A register-based study

6

7 Mette Hartmann Nonboe<sup>1\*</sup>, George Napolitano<sup>2</sup>, Jeppe Bennekou Schroll<sup>3</sup>, Ilse Vejborg<sup>4</sup>, Marianne  
8 Waldström<sup>5</sup>, Elsebeth Lynge<sup>1</sup>

9

10 1) Centre for Epidemiological Research, Nykøbing Falster Hospital, Nykøbing Falster,  
11 Denmark,

12 [menon@regionsjaelland.dk](mailto:menon@regionsjaelland.dk), [elsebeth@sund.ku.dk](mailto:elsebeth@sund.ku.dk)

13

14 2) Department of Public Health, University of Copenhagen, Copenhagen, Denmark,  
15 [gena@sund.ku.dk](mailto:gena@sund.ku.dk)

16

17 3) Department of Gynecology and Obstetrics, Copenhagen University Hospital Amager and  
18 Hvidovre, Denmark,

19 [jeppe.bennekou.schroll.02@regionh.dk](mailto:jeppe.bennekou.schroll.02@regionh.dk)

20

21 4) Department of Breast Examinations, Copenhagen University Hospital Herlev/Gentofte,  
22 Copenhagen, Denmark,

23 [ilse.vejborg@regionh.dk](mailto:ilse.vejborg@regionh.dk)

24

25 5) Department of Pathology, Aarhus University Hospital, Skejby, Aarhus N, Denmark,  
26 [mw@profibermail.dk](mailto:mw@profibermail.dk)

27

28

29 \*Correspondence to: Mette Hartmann Nonboe, Nykøbing Falster Hospital, Ejegodvej 63,  
30 DK-4800 Nykøbing Falster, University of Copenhagen, Denmark, Tel: +4528946205

31 [menon@regionsjaelland.dk](mailto:menon@regionsjaelland.dk), ORCID: <https://orcid.org/>

32 [0000-0003-0085-9109](https://orcid.org/0000-0003-0085-9109)

## 33 **ABSTRACT**

### 34 Background

35 Denmark was one of the few countries where it was politically decided to continue cancer  
36 screening during the COVID-19 pandemic. We assessed the actual population uptake of  
37 mammography and cervical screening during this period.

### 38 Methods

39 The first COVID-19 lockdown in Denmark was announced on 11 March 2020. To investigate  
40 possible changes in cancer screening activity due to the COVID-19 pandemic, we analysed data  
41 from the beginning of 2017 until the end of 2021, searching for trends and outliers in the activity  
42 throughout this period, particularly after the first lockdown. Data on mammography screening and  
43 cervical screening were retrieved from governmental pandemic-specific monitoring of health care  
44 activities.

### 45 Results

46 A brief drop was seen in screening activity right after the first COVID-19 lockdown, but the activity  
47 quickly returned to its previous level. A short-term deficit of 43% [-49 to -37] was found for  
48 mammography screening. A short-term deficit of 62% [-65 to -58] was found for cervical screening.  
49 Furthermore, a slight, statistically significant downward trend in cervical screening from 2018 to  
50 2021 was probably unrelated to the pandemic. Other changes, e.g. a marked drop in  
51 mammography screening towards the end of 2021, also seem unrelated to the pandemic.

### 52 Conclusions

53 The policy in Denmark of continuing cancer screening during the pandemic was implemented very  
54 effectively.

### 55 Funding

56 Region Zealand (R22-A597).

## 57 Introduction

58 For almost two years, COVID-19 has been a central part of daily life in Denmark. On 11  
59 March 2020, when the WHO declared COVID-19 a global pandemic (“WHO Director-  
60 General’s opening remarks at the media briefing on COVID-19 - 11 March 2020”; n.d.), the  
61 prime minister of Denmark announced a national lockdown (***Danish Government, 2020***).  
62 In many ways, the first lockdown in Denmark was similar to the handling of the pandemic  
63 in other countries with, among other restrictions, temporary suspension of non-urgent  
64 health care services. However, as opposed to the situation in e.g. the UK and Italy, the  
65 cancer screening programs were not put on hold (***Danish Health Authority, 2020a***;  
66 ***Morris et al.; 2020; Vanni et al.; 2020***). By 22 January 2022, the last COVID-19  
67 restrictions in Denmark were repealed.

68 Cancer screening in Denmark is free of charge, so even for citizens economically affected  
69 by COVID-19, payment should be no hindrance to participation. However, at the lockdown  
70 press conference, the prime minister and the head of the Danish Health Authority focused  
71 on the need to protect the health care system by avoiding unnecessary contact with  
72 general practitioners (GPs) and Emergency Departments. Some people could have  
73 interpreted this as a "stay home" message from cancer screening as well (***Wilson et al.;***  
74 ***2021***). The screening programs could also have been affected by, e.g. relocation of  
75 personnel to COVID-19 tasks and use of HPV-testing equipment for analysis of COVID-19  
76 tests. For individual citizens existing barriers to participation in cancer screening could also  
77 have been enhanced during the pandemic, e.g. difficulties in booking consultations at their  
78 GP’s (***Wilson et al.; 2021***), and new barriers could have arisen, such as concern about  
79 becoming infected with COVID-19 (***Wilson et al.; 2021***); concern about unnecessary  
80 burdening of the health care system (***Wilson et al.; 2021***); or simply by changes of  
81 priorities (***Castanon et al.; 2021***). In the present study, we assessed the population’s  
82 cancer screening uptake during the COVID-19 pandemic in Denmark.

## 83 Material and Methods

### 84 Setting

85 Health care in Denmark is financed through taxes, and cancer screening, assessment and  
86 treatment of detected lesions are free of charge for the patient. Denmark has three  
87 national cancer screening programs. First, biennial mammography screening for women

88 aged 50 to 69 occurs at specialised hospital clinics (**Danish Health Authority, 2019a**). It  
89 is a stand-alone program including only mammography screening taken in the public  
90 sector after invitation. In Denmark, opportunistic breast screening is minimal (**Jensen et**  
91 **al.; 2005**). Second, third or fifth yearly cervical screening for women aged 23 to 64, where  
92 samples are collected primarily in the private sector by GPs or office-based gynaecologists  
93 (**Danish Health Authority, 2020b**). It is an integrated program including both cell samples  
94 collected after invitation, cell samples collected at the woman's/doctor's initiative or  
95 collected as a control of a previous abnormal test. A unique screening initiative took place  
96 in 2017, where women above 70 had a one-time invitation to screening (**Region**  
97 **Midtjylland; 2018**), as this birth cohort has not previously been offered screening. Lastly,  
98 biennially screening for bowel cancer of all people aged 50 to 74 with faecal  
99 immunochemical test kits sent directly to the person's home (**Danish Health Authority;**  
100 **2019b**). The five Danish regions are responsible for the programs, following the Danish  
101 Health Authority guidelines.

102 Health care activities are registered centrally. Based on these registered data, the Danish  
103 Health Authority closely monitored health care activities in hospitals and the private  
104 practice sector during the pandemic. From 10 June 2020 and up until 5 January 2022,  
105 activity data were published regularly in thirteen reports (**Danish Health Authority, 2021**).  
106 The present study was based on the activity data collected in this monitoring effort. As only  
107 activities in the hospitals and the private sector were monitored, activities in the bowel  
108 cancer screening program were not included, as this program is based on self-sampled  
109 tests.

110 At mammography screening, two views are taken, a craniocaudal and a mediolateral  
111 oblique. The screens are read independently by two radiologists, now in one region by one  
112 radiologist and an AI-based system, and if inconsistent, a consensus decision is reached.  
113 The screening result is reported as normal or abnormal; in the latter case, the letter is  
114 combined with an invitation to clinical assessment. The result is communicated to the  
115 woman via her Digital Post for communication with public authorities. For simplicity, we  
116 used the term 'mammography screen' for the entire mammography examination.

117 At cervical screening, a cell-sample is taken by the GP/gynaecologist, placed in a vial, and  
118 sent to the regional pathology laboratory for cytology examination, now also primary HPV-

119 test in an implementation trial. The result is communicated both to the woman and to the  
120 cell-sample collector. In cases of milder abnormalities, the woman is recommended cell-  
121 sample control. For more severe abnormalities, the woman is referred to a gynaecologist.

122 At the start of the lockdown on 13 March 2020, emphasis was, among other things, put on  
123 limiting the spread of COVID-19 to health care staff. For the GPs, the Organisation of  
124 General Practitioners in Danish called Praktiserende Lægers Organisation, PLO, specified  
125 guidelines dividing patient contacts into those needing consultation and those that could  
126 be handled by phone/web or could eventually be postponed (*DSAM; 2020a*). In the first  
127 GP guideline from 25 March 2020, cervical screening was recommended to be postponed.  
128 However, the Danish Health Authority intervened, and nine days later, on 3 April 2020, a  
129 new GP guideline stated that cervical screening was not suspended (*DSAM; 2020b*).  
130 Furthermore, to compensate for the observed drop in mammography screening in the  
131 early phase of the pandemic, all five regions issued extra reminders to women who had  
132 cancelled their screening appointments in June and July 2020 (*Danish Cancer Society;*  
133 *2020a*).

134 Throughout the COVID-19 lockdown, the Danish Cancer Society and news agencies  
135 regularly reported on the state of cancer-related activities, including trends in numbers of  
136 mammography screens and cell-samples (*Danish Cancer Society; 2020b; Danish*  
137 *Health Authority; 2021*). The Danish Cancer Society encouraged women who had  
138 skipped cervical screening to book a new appointment with their GP (*Danish Cancer*  
139 *Society; 2020b*).

#### 140 Data

141 For mammography screening, the government retrieved from the National Patient Register  
142 (Landspatientsregistret, LPR) using the activity codes DZ123A (mammography screening),  
143 DZ123AA (mammography screening under the Health Act), and DZ108A (now expired  
144 code), and the procedure code UXRC45 (mammography, screening) alone or combined  
145 with additional diagnosis codes ZPROON (normal test result) and ZPR01N (abnormal test  
146 result). The same data source and codes are used in the annual reporting from the Danish  
147 Quality Database on Mammography Screening (*Danish Quality Database for*  
148 *Mammography Screening. DKMS Report; 2021*). Data on cervical screening were  
149 retrieved from the Danish Health Insurance Register using the combination of provider

150 codes 80 (GP) and 07 (office-based gynaecologist) with payment codes 2102 and 4301  
151 (cervical cell sample). The data source and codes differ from the ones used in the annual  
152 reporting from the Danish Quality Database on Cervical Cancer Screening (**Danish**  
153 **Quality Database for Cervical Cancer Screening. DKLS Report 2021; 2022**) where  
154 data are retrieved from the National Pathology Register. We retrieved data from 2017 to  
155 2021, with the period before 13 March 2020 representing the pre-COVID-19 period.

156 All data were available in weekly aggregated form, using a standard ISO-week numbering  
157 system. The Danish Health Data Authority provided mammography data for 2017-2021.  
158 Cell sample data for 2017-2019 and from weeks 34-52 in 2021 were provided by the  
159 Danish Health Data Authority, while we extracted cell-sample data from 2020 and weeks  
160 1-33 in 2021 from eSundhed.dk (**Danish Health Data Authority; n.d.**).

161 **Table 1.** Number of mammography and cervical screens by year and region, Denmark 2017-2021

Region	Mammography screening					Cervical screening				
	Year 2017	Year 2018	Year 2019	Year 2020	Year 2021	Year 2017	Year 2018	Year 2019	Year 2020	Year 2021
<b>Denmark</b>	289,150	290,275	282,426	260,508	270,303	442,955	348,802	342,408	306,358	325,920
<b>Capital</b>	78,323	75,415	75,964	65,012	51,457	155,024	124,118	119,821	110,625	117,256
<b>Central</b>	67,282	68,117	66,895	63,043	69,719	97,668	77,141	83,618	71,938	76,798
<b>North</b>	30,835	31,033	30,415	31,978	26,532	43,780	34,431	33,453	29,285	33,751
<b>South</b>	42,314	46,242	40,881	64,108	72,876	88,513	67,882	64,816	57,112	59,140
<b>Zealand</b>	70,396	69,468	68,271	36,367	49,719	57,970	45,230	40,700	37,398	38,975

162

163 *Source: Own calculations based on numbers provided by the Danish Health Data Authority*

## 164 Data analysis

165 To identify a possible impact of the COVID-19 epidemic on cancer screening activity, we  
166 undertook a time series analysis. To easily identify seasonal patterns, especially moving  
167 holidays, e.g. Easter, summer holidays, etc., data were split into periods of 4 weeks, called  
168 “months” in the rest of this paper, making a total of 13 months per year, with week 53 of  
169 2020, a leap year, included in month 13 (*appendix table 1*).

170 Seasonal and trend patterns were then identified through a Seasonal Decomposition of  
171 Time Series by Loess (STL decomposition) with robust fitting. The seasonal-adjusted time  
172 series, i.e. the original time series without the seasonal component, were then modelled  
173 with a negative binomial integer-valued GARCH model with a logarithmic link (**Liboschik**  
174 **et al.; 2017**). Outliers and linear trends in the time series were identified through graphical  
175 inspection and analytical procedure. In particular, outliers were identified through the  
176 procedures described in Liboschik et al.; here, outliers are named “interventions”  
177 (**Liboschik et al.; 2017**) and in (**López-de-Lacalle; 2019**) using the “tso function” in the  
178 tsoutlier package. Linear trends were found by searching for a statistically significant linear  
179 term in the regression model. Once a linear trend was identified, the start date was chosen  
180 as the date minimizing the AIC of the model.

181 All analyses and plots were done using R ver. 4.1.1 (**R Core Team; 2021**), with the  
182 package collection tidyverse (**Wickham et al.; 2019**) and the packages tscout (**Liboschik**  
183 **et al.; 2017**) and tsoutlier (**López-de-Lacalle; 2019**)

## 184 Ethics

185 According to Danish legislation, ethical approval was not needed for this study as it is  
186 entirely based on aggregated, publicly available register data.

## 187 **Results**

### 188 Mammography screening

189 On average, 287,284 mammography screenings were performed annually from 2017 to  
190 2019, compared with 260,508 in 2020 and 270,303 in 2021 (*Table 1*).

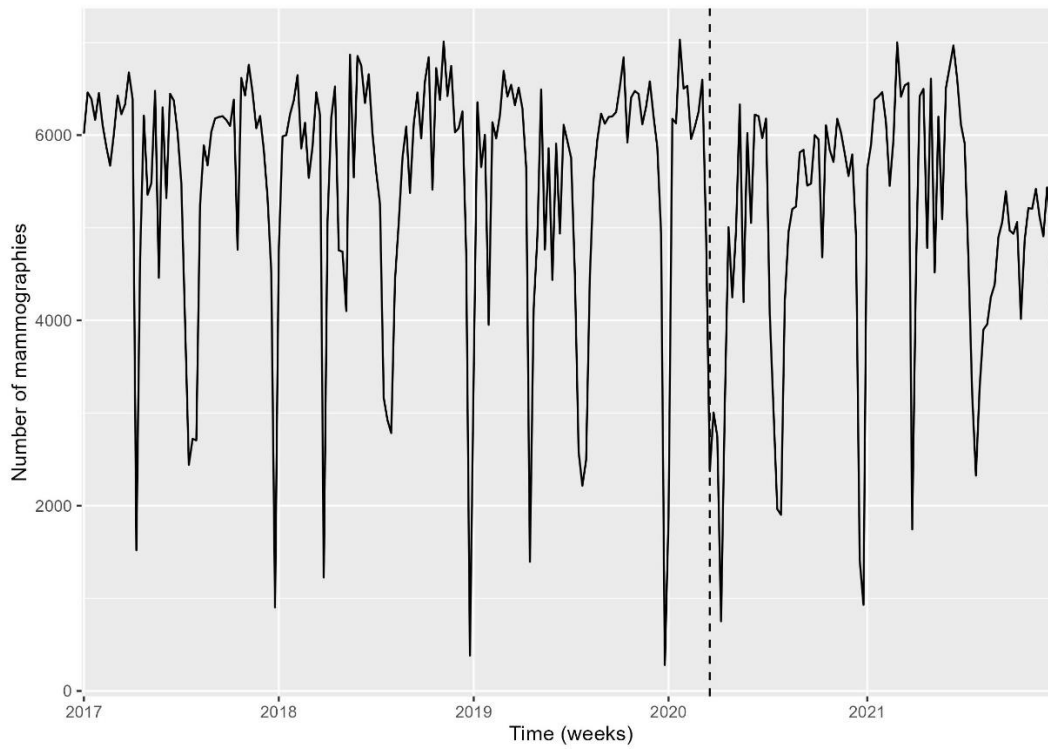
191 The time trend analysis for mammography screening is illustrated in Figures 1-4. Figure 1  
192 depicts the observed weekly number of mammography screening. Figure 2 shows the



193 decomposition of the monthly data. In the seasonal component, one can clearly identify  
194 the prominent low peaks due to Easter, month 4, summer, month 8, and Christmas, month  
195 13. Figure 3 illustrates the seasonal-adjusted monthly data. In Figure 4, the fitted model is  
196 depicted together with the seasonal-adjusted data.

197 We found that from 24 February 2020 to 22 March 2020, there was a -22.6% [CI -30.1 to  
198 -14.4] reduction in the number of mammography screenings, and from 23 March 2020 to  
199 19 April 2020, a -43.3% [CI -49.0 to -36.9] reduction (*Figure 4 and Table 2*). The activity  
200 decline was short-termed; however, it did not reach the previous levels in the first months  
201 after the first lockdown. Pre-lockdown levels were reached only after the issue of additional  
202 extra reminders for examination. There was a statistically significant decrease of -17.0%  
203 [CI -21.2 to -12.6] in the number of mammography screens from 16 August 2021 to 2  
204 January 2022 (*Figure 4*). All percentages were with respect to the expected number in the  
205 absence of the outlier. Separating the numbers by region, the Capital Region and the  
206 much smaller Region North were responsible for the drop at the end of 2021  
207 (*supplementary material S1-2*). In the Capital Region, from 19 June 2021 to 15 August  
208 2021, the decrease was -34.0% [CI -43.4 to -23.1]; from 16 August 2021 to 12 September  
209 2021 -67.2% [CI -72.1 to -61.3]; from 13 September 2021 to 10 October 2021 -85.3% [CI  
210 -88.1 to -81.9], and from 11 October 2021 to 2 January 2022 -41.3% [CI -49.5 to -31.8].

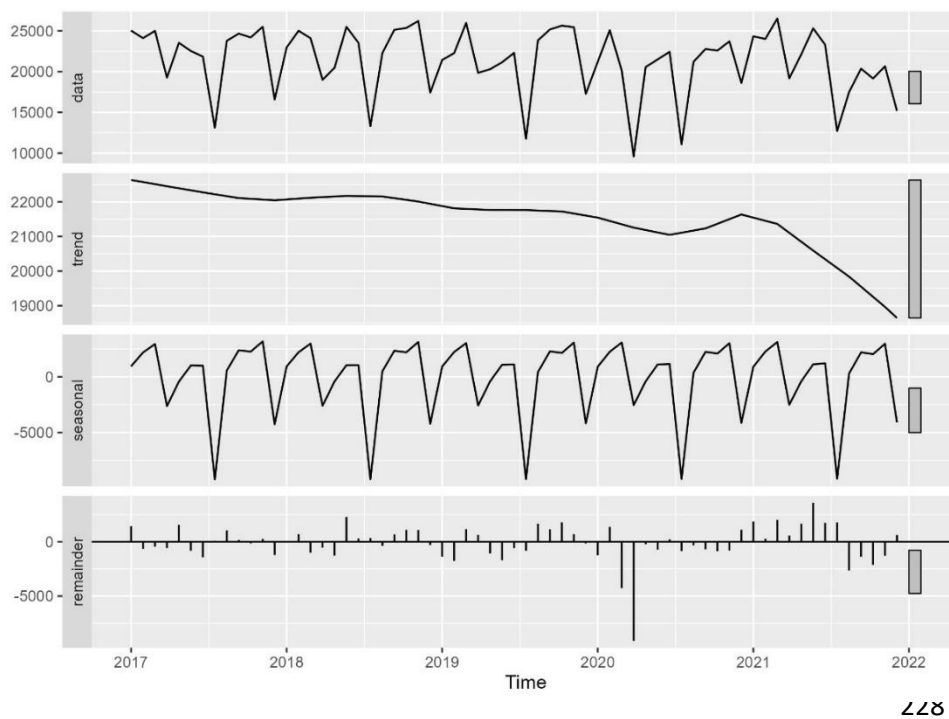
211 **Figure 1.** Weekly number of mammography screens, Denmark 2017-2021



212

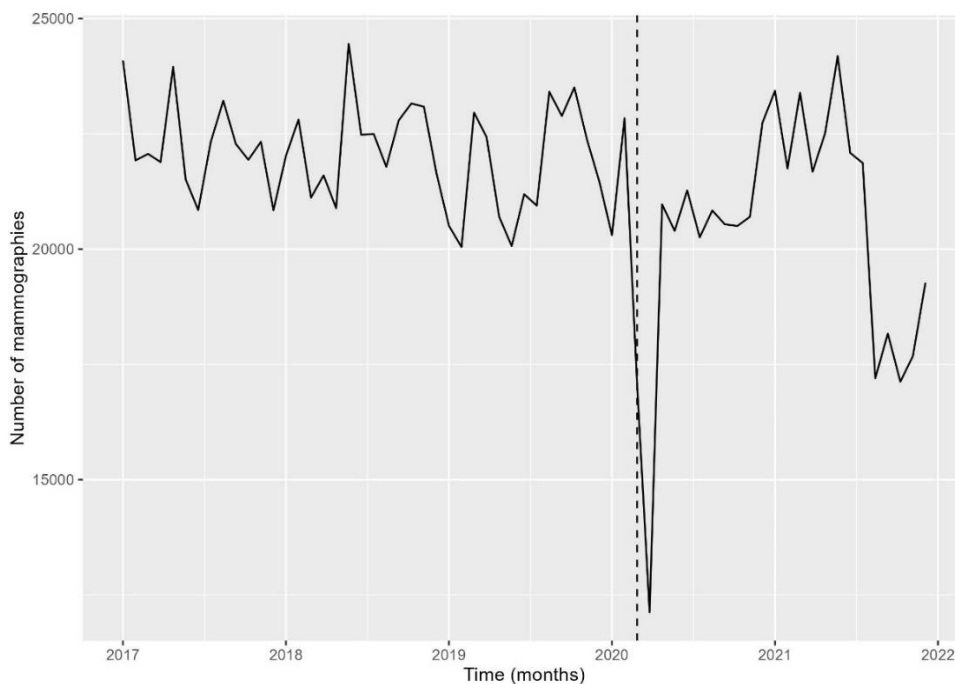
213 *Source: Own calculations based on numbers provided by The Danish Health Data Authority*

214 **Figure 2.** Decomposition of time series in number of mammography screens into seasonal, trend,  
215 and irregular component, Denmark 2017-2021.



229 *Source: Own calculations based on numbers provided by The Danish Health Data Authority*

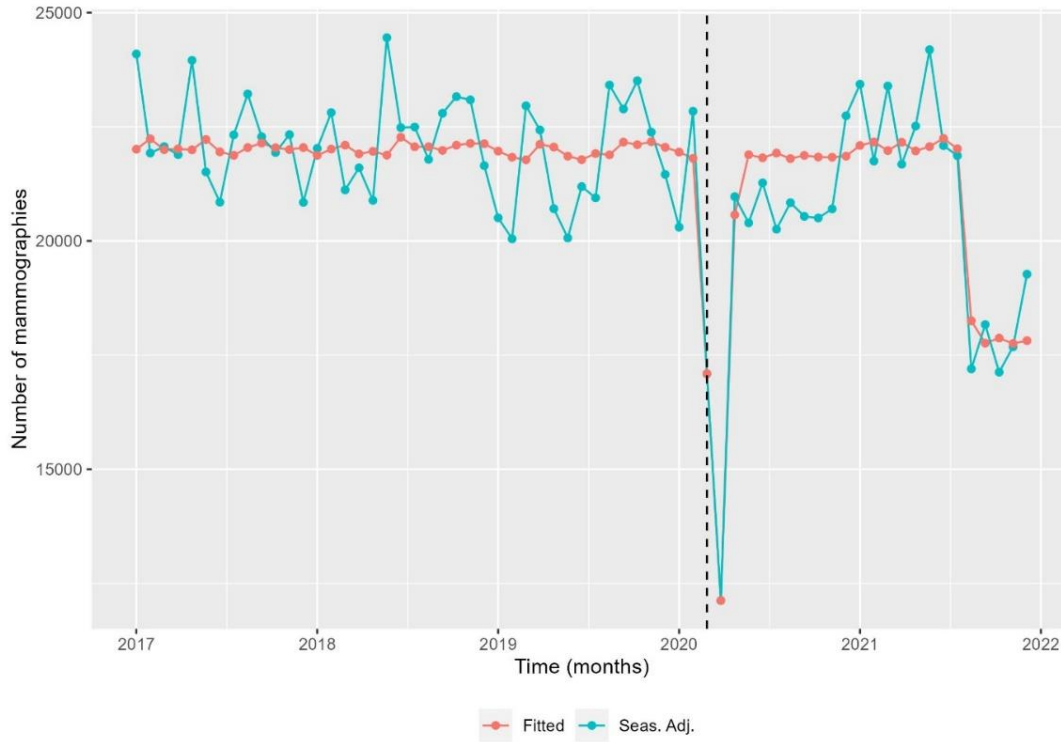
230 **Figure 3.** Seasonal-adjusted time series of the number of mammography screens, Denmark 2017-  
231 2021.



232

233 *Source: Own calculations based on numbers provided by The Danish Health Data Authority*

234 **Figure 4.** Seasonal-adjusted time series and fitted model of the number of mammography screens, Denmark 2017-2021.  
235



236

237 *Source: Own calculations based on numbers provided by The Danish Health Data Authority*

238 **Table 2.** Estimated changes in number of seasonally adjusted mammography screens. Denmark  
239 and regions, 2017-2021. Reductions and increases are with respect to the average base line.

	<b>Time period</b>	<b>Estimated change in percent</b>
<b>Denmark</b>	24 February 2020 – 22 March 2020	-22.6% [CI -30.1 to -14.4]
	23 March – 19 April 2020	-43.3% [CI -49.0 to -36.9]
	16 August 2021 – 02 January 2022	-17.0% [CI -21.2 to -12.6]
<b>Capital</b>	30 December 2019 – 18 July 2021	-11.8% [CI -15.7 to -7.7] - (level shift)
	23 March 2020 – 19 April 2020	-43.5% [CI -51.6 to -34.1]
	19 July 2021 – 15 August 2021	-34.0% [CI -43.4 to -23.1]
	16 August 2021 – 12 September 2021	-67.2 [CI -72.1 to -61.3]
	13 September 2021 – 10 October 2021	-85.3 [CI -88.1 to -81.9]
	11 November 2021 – 02 January 2022	-41.3 [CI -49.5 to -31.8]
<b>Central</b>	24 February 2020 – 22 March 2020	-15.7% [CI -24.4 to -6.1]
	23 March 2020 – 19 April 2020	-38.2% [CI -44.7 to -30.9]
<b>North</b>	24 May 2021 – 02 January 2022	7.5% [CI 5.1 to 9.9]
<b>South</b>	23 March 2020 – 19 April 2020	-43.5% [CI -53.5 to -31.4]
<b>Zealand</b>	24 February 2020 – 19 April 2020	-51.5% [CI -58.5 to -43.3]
	02 November 2020 – 02 January 2022	1.6% [CI 0.7 – 2.5]

240

241 *Source: Own calculations based on numbers provided by The Danish Health Data Authority*

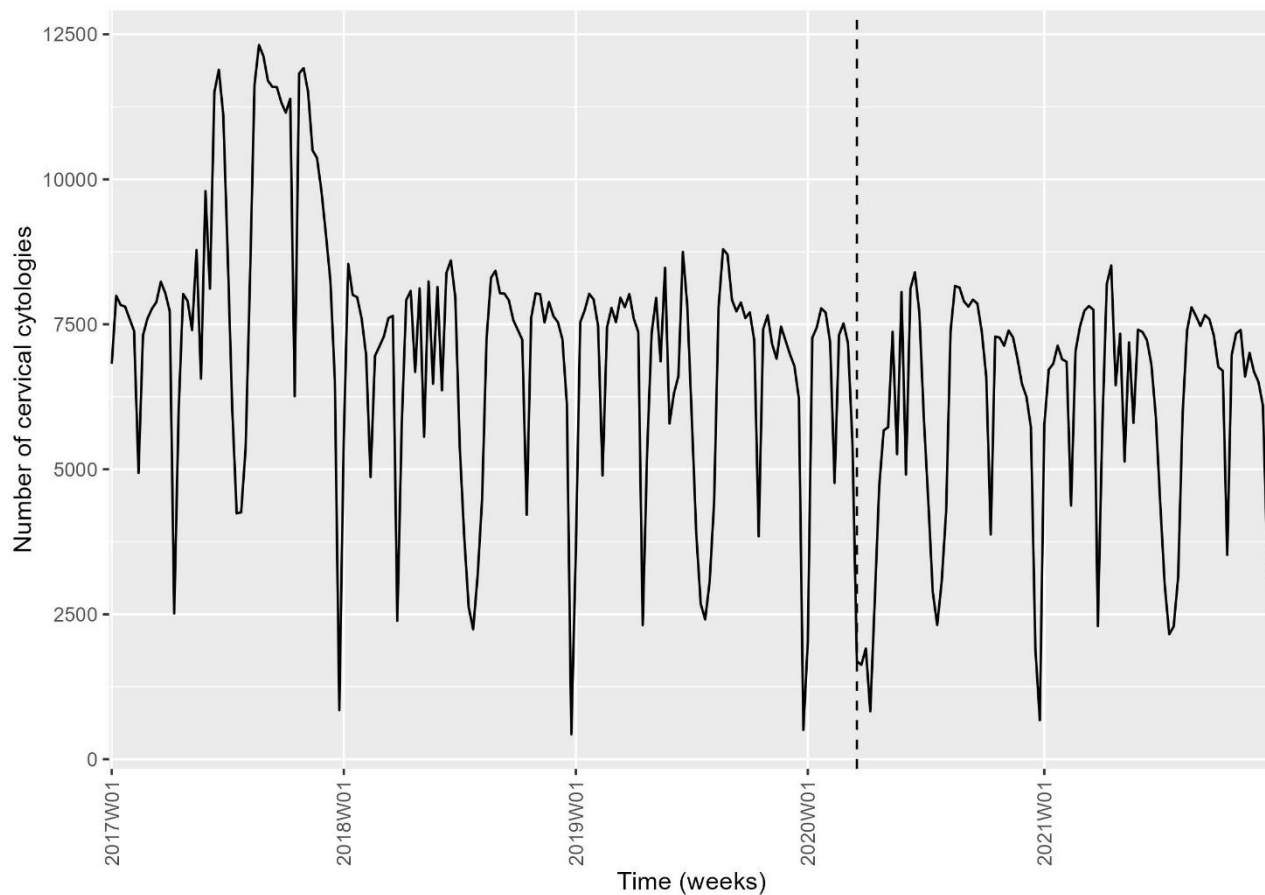
242 Cervical screening

243 On average, 345,605 cell samples were collected annually from 2018 to 2019, compared  
244 with 306,358 in 2020 and 325,920 in 2021 (*Table 1*).

245 The time series analysis for cervical screening is illustrated in Figures 5-6. Analysis was  
246 done the same way for mammography screening analysis (figures not shown). Overall,  
247 there was an annual, statistically significant reduction of -1.9% [CI -2.9 to -0.8] from 6  
248 November 2017 to 2 January 2022 in the number of cell-samples in Denmark (*Table 3*).  
249 There was a drop in activity of -30.7% [CI -36.5 to -24.3] from 24 February 2020 to 22  
250 March 2020, and of -61.9% [CI -65.2 to -58.2] from 23 March 2020 to 19 April 2020 (*Table*  
251 *3*). Hereafter, activity returned to the previously (linearly decreasing) level. Unexpectedly,  
252 there was a drop in activity from 21 June 2021 to 18 July 2021 of -20.3% [CI -27.1 to -12.9]  
253 (*Figure 6, Table 3*).

254 When the data from Denmark were split by region, the numbers from Capital Region,  
255 Region Zealand and Region Central followed the national trend (*S2, Table 3*). Region  
256 North had an annual reduction of -6.9% [CI -8.9 to -4.8] from 9 September 2019 to 2  
257 January 2022, and Region South of -5.0% [CI -6.4 to -3.6] from 1 January 2018 to 2  
258 January 2022 (*S2, Table 3*). The drop around 1 July 2021 was seen in all regions except  
259 Region North.

260 **Figure 5.** Time series of the weekly number of cervical, Denmark 2017-2021.

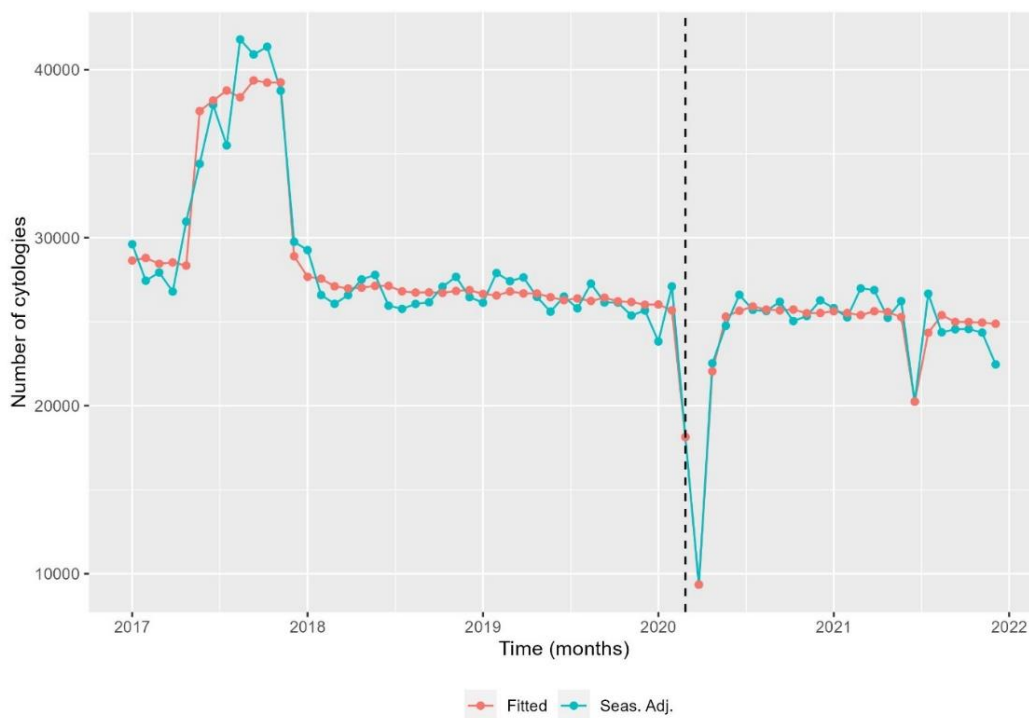


261

262 *Source: Own calculations based on numbers provided by The Danish Health Data Authority.*



263 **Figure 6.** Seasonal-adjusted monthly time series and fitted model of the number of cervical cancer  
264 screens, Denmark 2017-2021.



278 *Source: Own calculations based on numbers provided by The Danish Health Data Authority.*

279 **Table 3.** Estimated changes in number of seasonally adjusted cervical cell-samples. Denmark and  
280 regions, 2018-2020. Reductions and increases are with respect to the average base line.

	<b>Time period</b>	<b>Estimated change in percent</b>
<b>Denmark</b>	6 November 2017 – 02 January 2022	-1.9% [CI -2.9 to -0.8] annual reduction
	24 February 2020 – 22 March 2020	-30.7% [CI -36.5 to -24.3]
	23 March – 19 April 2020	-61.9% [CI -65.2 to -58.2]
	21 June 2021 – 18 July 2021	-20.3% [CI -27.1 to -12.9]
<b>Capital</b>	24 February 2020 – 22 March 2020	-32.4% [CI -38.1 to -26.1]
	23 March 2020 – 19 April 2020	-57.9% [CI -61.7 to -53.7]
	21 June 2021 – 18 July 2021	-23.8% [CI -30.3 to -16.8]
<b>Central</b>	24 February 2020 – 22 March 2020	-31.0% [CI -37.6 to -23.8]
	23 March 2020 – 19 April 2020	-62.8% [CI -66.6 to -58.5]
	21 June 2021 – 18 July 2021	-24.0 [CI -31.2 to -16.0]
<b>North</b>	09 September 2019 – 02 January 2022	-6.9% [CI -8.9 to -4.8] annual reduction
	24 February 2020 – 22 March 2020	-33.9% [CI -41.5 to -25.3]
	23 March 2020 – 19 April 2020	-61.1% [CI -65.9 to -55.5]
	29 March 2021 – 25 April 2021	94.1% [CI 72.9 to 118.89]
<b>South</b>	01 January 2018 – 02 January 2022	- 5.0% [CI -6.4 to -3.6] annual reduction
	23 March 2020 – 19 April 2020	-60.4% [CI -64.4 to -55.9]
	21 June 2021 – 18 July 2021	-19.6 [CI -27.6 to -10.8]
<b>Zealand</b>	23 March 2020 – 19 April 2020	-67.6% [CI -71.8 to 62.7]
	01 March 2021 – 28 March 2021	31.9% [CI 16.0 to 50.0]
	21 June 2021 – 18 July 2021	-12.7% [CI -23.4 to 0.6]

281 *Source: Own calculations based on numbers provided by The Danish Health Data Authority.*

## 282 **Discussion**

### 283 Main finding

284 A survey undertaken by the International Cancer Screening Network documented that  
285 Denmark was one of the few countries where the health authorities did not suspend  
286 cancer screening during the COVID-19 pandemic (*Puricelli Perin et al.; 2021*). Here we  
287 demonstrated that this policy was largely followed, as only a brief drop was seen in the  
288 screening activity following the lockdown of the society on 13 March 2020.

289 Our analysis also illustrated the difficulties of using time series analysis in assessing a  
290 causal association between the COVID-19 pandemic and screening activity, as activity  
291 patterns were also affected by other societal circumstances, such as the shortage of  
292 radiologists.

293 For cervical screening, except during the unique initiative for screening of elderly women in  
294 2017, our data indicated a slight, statistically significant downward trend in cervical  
295 screening activity. A more detailed analysis showed that this was limited to two of the five  
296 Danish regions. We do not know the reason for this phenomenon. Furthermore, in mid-  
297 2021, there was a temporal drop in activities in four out of five regions. It coincided with a  
298 national nurse strike, which is unlikely to be directly linked to the drop, as the strike did not  
299 involve nurses employed in GP/gynaecologist practices. It could have affected the minor  
300 part of the screening activity that the hospitals undertake.

301 For mammography screening, our data showed a steep decrease in the screening activity  
302 during the second half of 2021, limited to two of the five Danish regions. In Denmark, the  
303 same staff works in screening and diagnostic mammography, and the Capital Region  
304 decided to limit the number of screening invitations in August-October 2021 to 25% of the  
305 normal level to meet the time limits for diagnostic mammography set in the Danish breast  
306 cancer patient package. Incidentally, this was well captured by our model. During this  
307 period, the mammography service in the Capital Region underwent organisational  
308 changes, moved location, acquired new equipment, and implemented an AI reader.

### 309 Strength and limitations

310 The main strength of this study was the usage of nationwide register data.

311 In Denmark, all health care activities are registered in national databases. During the  
312 COVID-19 pandemic, the Danish Health Authority used the Danish Health Insurance  
313 Register to monitor cervical screening. In Denmark, GPs and office-based gynaecologists  
314 are fee-for-service paid by the government, and these payments are registered in the  
315 Danish Health Insurance Register. Therefore, the completeness of the data depends on  
316 the screening providers' use of correct payment codes and timely reporting. In the annual  
317 monitoring of cervical screening, undertaken by the regions and reported in DKLS, data  
318 are retrieved from the National Pathology Register, which covers all pathology specimens  
319 analysed in Denmark. Nationwide, there was a difference between the two datasets in  
320 2021, with 323,598 cell-samples in our dataset and 372,508 in DKLS, Table 4. As the  
321 DKLS data are expected to be complete, 13% of cell-samples from 2021 were thus  
322 missing in our data, but the time trends are expected to be the same.

323 The Danish Health Authority used the National Patient Register as a source for the  
324 COVID-19 monitoring reports. DKMS use the same data source. As our data are reported  
325 by year, and DMKS' data are reported by screening invitation-round, the numbers are not  
326 directly comparable. However, when corrected for length of period, we had 5% more  
327 screens than DKMS, Table 4. The deficit in DKMS data derived almost entirely from two of  
328 the five Danish regions, which might partly be due to different dates for data retrieval.

329 A further limitation was that we used the number of tests to analyse trends, not considering  
330 that the size of the screening target groups could vary slightly over the years. It should  
331 also be noted that it is impossible to make a causal conclusion based on a trend analysis.

332 Another limitation was that we reported on tests performed and not on women examined.

333 **Table 4.** Comparing data from present study with data from the Danish Quality Database for Mammography Screening, 6<sup>th</sup> screening  
 334 round (**Danish Quality Database for Mammography Screening. DKMS Report; 2021**) and data from the Danish Quality Database for  
 335 Cervical Cancer Screening (**Danish Quality Database for Cervical Cancer Screening. DKLS Report 2021; 2022**)

Region	6 <sup>th</sup> screening round	DKMS	Present study	Difference	Difference (%)	DKLS (2021)	Present study	Difference	Difference (%)
<b>Denmark</b>		577,753	605,575	27,822	4.82	372,508	323,598	48,910	-13.13
<b>Capital</b>	01-07-2018 to 01-10-2020	159,751	161,650	1899	1.19	130,499	116,145	14,354	-11
<b>Central</b>	01-01-2018 to 31-12-2019	133,305	135,282	1977	1.48	87,520	75,967	11,553	-13.2
<b>North</b>	01-02-2018 to 17-03-2020	63,368	63,522	154	0.24	35,468	32,288	3,180	-8.97
<b>South</b>	01-08-2018 to 31-08-2020	129,879	140,591	10,712	8.25	72,850	59,738	13,112	-18
<b>Zealand</b>	01-08-2018 to 19-02-2021	91,450	104,531	13,081	14.3	46,171	39,460	6,711	-14.54

336

337 *Source: Own calculations based on numbers provided by the Danish Health Data Authority and data from the Danish Quality Database on Breast*  
 338 *Cancer Screening*

339 *The Breast cancer screening rounds run for very different periods in each region. Therefore, the dates for the sixth round are listed. All cervical cancer*  
 340 *screening data are reported on yearly basis, from 1 January to 31 December.*

## 341 Other studies

342 During the first three months of the COVID-19 pandemic in Denmark, the number of  
343 cancer diagnoses dropped by one-third compared with previous years (**Skovlund et al.,**  
344 **2020**). Early during the lockdown, the Danish Cancer Society collected information from  
345 screening providers and reported decreased participation in mammography and cervical  
346 screening (**Danish Cancer Society; 2020a, 2020b**). According to the DKLS 2020 report,  
347 there was a drop in cervical screens by approximately 10% from 2019 to 2020 is  
348 suggested to be related to COVID-19 and the lockdown (**Waldstrøm et al.; 2021**).

349 In the Netherlands, suspension of the breast cancer screening programme was associated  
350 with a substantial decrease in women diagnosed with breast cancer in the first weeks after  
351 suspension, and the number remained low until June 2020 (**Dinmohamed et al.; 2020**).  
352 Australia experienced decreased capacity after resuming the breast screening program,  
353 only reaching 83% of the 2018-level (**Feletto et al.; 2020**). This could eventually delay  
354 screening and result in disease progression (**Davies et al.; 2022; Wilson et al.; 2021**).

355 In the UK, Wilson et al. undertook a mixed-method study in August-November 2020,  
356 comprising an online survey and qualitative interviews. In the survey, 30% answered that  
357 they were less likely to attend cervical screening than before the corona pandemic  
358 lockdown, and 75% declared that they were worried about delay in cancer screening  
359 caused by COVID-19 (**Wilson et al.; 2021**). Although reluctance to participate in cervical  
360 screening is not a new phenomenon, especially among young women and college  
361 graduates (**Wenger et al.; 2022**), further cancellation related to the pandemic could  
362 potentially have long-term consequences, as participation in screening once is a predictor  
363 of participation in the future (**Kotzur et al.; 2020; Wilson et al.; 2021**). The pandemic  
364 could therefore in particular be expected to affect women scheduled to enter the screening  
365 program during the pandemic (**Wilson et al.; 2021**). Moreover, vulnerable groups who  
366 have been advised to be careful during the pandemic would weigh the pros and cons of  
367 screening against the risk of COVID-19 infection (**Walker et al.; 2021**).

## 368 Public health implications

369 Besides a steep, temporal drop in screening activity following the WHO declaration of the  
370 pandemic and the simultaneous lockdown of the Danish society, COVID-19 did not affect

371 cancer screening in Denmark. The focused policy of keeping screening going was a  
372 decisive factor. Political decisions were communicated from the Danish Health Authority to  
373 the five regions responsible for cancer screening. The Danish Cancer Society and the  
374 press also played an essential role in repeatedly reporting cancer screening status. The  
375 initial suspension in marts 2020 of cervical screening undertaken by GPs was revoked  
376 within nine days, and extra reminders for mammography screening were issued when real-  
377 time monitoring data indicated a decrease in activity.

378 The very possibility of continuing screening during the pandemic was undoubtedly  
379 facilitated by the robustness of the health care system. During the period, March 2020-  
380 December 2021, 3550 persons in Denmark died with COVID-19 (**Neergaard; 2022**),  
381 constituting 3.6% out of a total number of 99,000 deaths in the period (“**Statistikbanken;**”  
382 **n.d.**). Life expectancy increased from 2018/2019 to 2019/2020 for both men and women  
383 but levelled off from 2019/2020 to 2020/21; for men changing from 79.5 to 79.6 years, and  
384 for women slightly decreased from 83.6 to 83.4 years (“**Statistikbanken;**” **n.d.**). The  
385 COVID-19 lockdown period was nevertheless a period where health care resources were  
386 stretched far beyond the normal level. After a breakdown of negotiations on a new  
387 agreement, the nurses went on strike in June-July 2021, causing further delays in elective  
388 treatment, e.g. hip-replacement (**TV2 News; 2021**).

389 As handling cancer screening during an extraordinary situation like the COVID-19  
390 pandemic depends on the local organisation and resources, the experiences from  
391 Denmark can probably not be generalised to all settings. Nevertheless, the example  
392 illustrated the potentials for health policy implementation in a high-income, welfare state  
393 with a publicly run health care system

## 394 **Conclusion**

395 In Denmark, it was decided politically to continue mammography and cervical screening  
396 throughout the COVID-19 pandemic in 2020 and 2021. Our study showed that screening  
397 activity dropped at the time of the first lockdown of the society but very rapidly went back  
398 to the pre-pandemic level.

## 399 **Acknowledgements**

400 The Danish Health Data Authority provided data for the study. Region Zealand financially  
401 supported the study (grant number: R22-A597). The funder had no impact on the study  
402 design and interpretation of data.

403 **Competing interests**

404 Elsebeth Lyngé received HPV-test kits from Roche for a method study. The remaining  
405 authors have no conflicts of interest to declare.



406 **Reference:**

- 407 **Castanon A, Rebolj M, Burger EA, de Kok IMCM, Smith MA, Hanley SJB, Carozzi FM, Peacock S, O'Mahony**  
408 **JF. 2021.** Cervical screening during the COVID-19 pandemic: optimising recovery strategies. *Lancet*  
409 *Public Health* **6**:e522–e527. doi:10.1016/S2468-2667(21)00078-5
- 410 **Danish Cancer Society. 2020a.** Aflyste du din screening for brystkræft under coronakrisen? Sig ja tak til at få  
411 en ny tid! *Kræft Bekæmp.* [https://www.cancer.dk/nyheder/aflyste-du-din-screening-for-](https://www.cancer.dk/nyheder/aflyste-du-din-screening-for-brystkraeft-under-coronakrisen-sig-ja-tak-til-at-faa-en-ny-tid/)  
412 [brystkraeft-under-coronakrisen-sig-ja-tak-til-at-faa-en-ny-tid/](https://www.cancer.dk/nyheder/aflyste-du-din-screening-for-brystkraeft-under-coronakrisen-sig-ja-tak-til-at-faa-en-ny-tid/)
- 413 **Danish Cancer Society. 2020b.** Husk at bestille tid til den celleprøve, du aflyste under coronakrisen. *Kræft*  
414 *Bekæmp.* [https://www.cancer.dk/nyheder/husk-at-bestille-tid-til-den-celleproeve-du-aflyste-](https://www.cancer.dk/nyheder/husk-at-bestille-tid-til-den-celleproeve-du-aflyste-under-coronakrisen/)  
415 [under-coronakrisen/](https://www.cancer.dk/nyheder/husk-at-bestille-tid-til-den-celleproeve-du-aflyste-under-coronakrisen/)
- 416 **Danish Government. 2020.** The Prime Minister: We will need to help each other. Pressmeeting on  
417 Coronavirus. <https://www.regeringen.dk/nyheder/2020/pressemoede-11-marts-i-spejlsalen/>
- 418 **Danish Health Authority. 2021.** COVID-19: Monitoring of activity i the health care system in Denmark.
- 419 **Danish Health Authority. 2020a.** Handling of COVID-19: Description of critical functions in the health care  
420 system under COVID-19.
- 421 **Danish Health Authority. 2020b.** Cervical cancer screening.  
422 <https://www.sst.dk/da/Udgivelser/2018/Screening-for-livmoderhalskraeft>
- 423 **Danish Health Authority. 2019a.** Breast cancer screening.  
424 <https://www.sst.dk/da/viden/screening/screening-for-kraeft/brystkraeft>
- 425 **Danish Health Authority. 2019b.** Bowel cancer screening.  
426 <https://www.sst.dk/da/Viden/Screening/Screening-for-kraeft/Tarmkraeft>
- 427 **Danish Health Data Authority.** n.d. Monitoring of the reopening of the health care system.  
428 [https://www.esundhed.dk/Emner/Patienter-og-sygehuse/Monitorering-af-genaabningen-af-](https://www.esundhed.dk/Emner/Patienter-og-sygehuse/Monitorering-af-genaabningen-af-sundhedsvaesnet)  
429 [sundhedsvaesnet](https://www.esundhed.dk/Emner/Patienter-og-sygehuse/Monitorering-af-genaabningen-af-sundhedsvaesnet)
- 430 Danish Quality Database for Cervical Cancer Screening. DKLS Report 2021. **2022.**
- 431 Danish Quality Database for Mammography Screening. DKMS Report. **2021.**
- 432 **Davies JM, Spencer AI, Macdonald S, Dobson L, Haydock E, Burton H, Angelopoulos G, Martin-Hirsch P,**  
433 **Wood NJ, Thangavelu A, Hutson R, Munot S, Flynn M, Smith M, Decruze B, Myriokefalitaki E, Sap**  
434 **K, Winter-Roach B, Macdonald R, Edmondson RJ. 2022.** Cervical cancer and COVID: an assessment  
435 of the initial effect of the pandemic and subsequent projection of impact for women in England: A  
436 cohort study. *BJOG Int J Obstet Gynaecol.* doi:10.1111/1471-0528.17098
- 437 **Dinmohamed AG, Cellamare M, Visser O, de Munck L, Elferink MAG, Westenend PJ, Wesseling J, Broeders**  
438 **MJM, Kuipers EJ, Merckx MAW, Nagtegaal ID, Siesling S. 2020.** The impact of the temporary  
439 suspension of national cancer screening programmes due to the COVID-19 epidemic on the  
440 diagnosis of breast and colorectal cancer in the Netherlands. *J Hematol Oncol J Hematol Oncol*  
441 **13**:147. doi:10.1186/s13045-020-00984-1
- 442 **DSAM. 2020a.** Suggestion to limit the spread of disease in private practices - Yellow-Green list.
- 443 **DSAM. 2020b.** News on Coronavirus - DSAM - Danish Society for Flere nyheder vedr. coronavirus - DSAM -  
444 The Danish College of General Practitioners (Dansk Selskab for Almen Medicin).  
445 [https://www.dsam.dk/forsiden/coronavirus/flere\\_nyheder\\_vedr\\_coronavirus/](https://www.dsam.dk/forsiden/coronavirus/flere_nyheder_vedr_coronavirus/)
- 446 **Feletto E, Grogan P, Nickson C, Smith M, Canfell K. 2020.** How has COVID-19 impacted cancer screening?  
447 Adaptation of services and the future outlook in Australia. *Public Health Res Pract* **30**:3042026–  
448 3042026. doi:10.17061/phrp3042026
- 449 **Jensen A, Olsen AH, von Euler-Chelpin M, Helle Njor S, Vejborg I, Lynge E. 2005.** Do nonattenders in  
450 mammography screening programmes seek mammography elsewhere? *Int J Cancer* **113**:464–470.  
451 doi:10.1002/ijc.20604
- 452 **Kotzur M, McCowan C, Macdonald S, Wyke S, Gatting L, Campbell C, Weller D, Crighton E, Steele RJC,**  
453 **Robb KA. 2020.** Why colorectal screening fails to achieve the uptake rates of breast and cervical

- 454 cancer screening: a comparative qualitative study. *BMJ Qual Saf* **29**:482–490. doi:10.1136/bmjqs-  
455 2019-009998
- 456 **Liboschik T, Fokianos K, Fried R. 2017.** *tscount* : An R Package for Analysis of Count Time Series Following  
457 Generalized Linear Models. *J Stat Softw* **82**:1–51. doi:10.18637/jss.v082.i05
- 458 **López-de-Lacalle J. 2019.** *tsoutliers*: Detection of Outliers in Time Series. [https://CRAN.R-](https://CRAN.R-project.org/package=tsoutliers)  
459 [project.org/package=tsoutliers](https://CRAN.R-project.org/package=tsoutliers)
- 460 **Morris M, Nolte E, Aggarwal A, Spicer J, Purushotham A, Sullivan R, Aggarwal Ajay, Maringe C, Spicer**  
461 **James, Morris Melanie, Purushotham Arnie, Nolte Ellen, Sullivan Richard, Rachet B. 2020.** The  
462 impact of the COVID-19 pandemic on cancer deaths due to delays in diagnosis in England, UK: a  
463 national, population-based, modelling study. *Artic Lancet Oncol* **21**:1023–1057. doi:10.1016/S1470-  
464 2045(20)30388-0
- 465 **Neergaard ASF. 2022.** Danmarks Statistik: COVID-19: Næsten dobbelt så høj dødelighed for mænd.  
466 <https://www.dst.dk/da/Statistik/nyheder-analyser-publ/bagtal/2022/2022-05-04-doede-med-covid>
- 467 **Puricelli Perin DM, Elfström KM, Bulliard J-L, Burón A, Campbell C, Flugelman AA, Giordano L, Kaminen A,**  
468 **Ponti A, Rabeneck L, Saraiya M, Smith RA, Broeders MJM. 2021.** Early assessment of the first wave  
469 of the COVID-19 pandemic on cancer screening services: The International Cancer Screening  
470 Network COVID-19 survey. *Prev Med* **151**:106642. doi:10.1016/j.ypmed.2021.106642
- 471 **R Core Team. 2021.** R: A language and environment for statistical computing. R Foundation for Statistical  
472 Computing.
- 473 **Region Midtjylland. 2018.** ScreeningsNyt. *ScreeningsNyt - Januar 2018*.
- 474 **Skovlund CW, Friis S, Dehlendorff C, Nilbert C, Mørch LS. n.d.** Hidden morbidities: drop in cancer diagnoses  
475 during the COVID-19 pandemic in Denmark. doi:10.1080/0284186X.2020.1858235
- 476 Statistikkbanken. n.d. <https://www.statistikkbanken.dk/20014>
- 477 Statistikkbanken. n.d. <https://www.statistikkbanken.dk/20015>
- 478 **TV2 News. 2021.** Flere tusinder har fået udskudt deres operation: - Jeg venter på at blive undersøgt for  
479 cancer - TV 2. *nyheder.tv2.dk*. [https://nyheder.tv2.dk/samfund/2021-08-11-flere-tusinder-har-](https://nyheder.tv2.dk/samfund/2021-08-11-flere-tusinder-har-faaet-udskudt-deres-operation-jeg-venter-paa-at-blive)  
480 [faaet-udskudt-deres-operation-jeg-venter-paa-at-blive](https://nyheder.tv2.dk/samfund/2021-08-11-flere-tusinder-har-faaet-udskudt-deres-operation-jeg-venter-paa-at-blive)
- 481 **Vanni G, Pellicciaro M, Materazzo M, Bruno V, Oldani C, Pistolese CA, Buanomo C, Caspi J, Gualtieri P,**  
482 **Chiaravalloti A, Palambi L, Piccione E, Buonomo OC. 2020.** Lockdown of Breast Cancer Screening  
483 for COVID-19: Possible Scenario. *In Vivo* **34**:3047–3047. doi:10.21873/INVIVO.12139
- 484 **Waldstrøm M, Reza Serizawa, Berit Andersen, Anne Poulsgaard Frandsen, Rouzbeh Salmani, Susanne**  
485 **Nielsen, Kirsten Jochumsen, Mary Holten Bennetsen, Hanne Nørgaard Heje, Dorthe Ørnskov,**  
486 **Maja Ulrikka Bruun Laustsen, Elsebeth Lyngø, Petra Birgitta Hall, Ane Birgitte Telén Andersen,**  
487 **Else Helene Ibfelt. 2021.** Dansk kvalitetsdatabase for livmoderhalskræftscreening - resumé af  
488 årsrapport 2020. *Ugeskr Læg.*
- 489 **Walker MJ, Meggetto O, Gao J, Espino-Hernández G, Jembere N, Bravo CA, Rey M, Aslam U, Sheppard AJ,**  
490 **Lofters AK, Tammemägi MC, Tinmouth J, Kupets R, Chiarelli AM, Rabeneck L. 2021.** Measuring the  
491 impact of the COVID-19 pandemic on organized cancer screening and diagnostic follow-up care in  
492 Ontario, Canada: A provincial, population-based study. *Prev Med* **151**:106586.  
493 doi:10.1016/j.ypmed.2021.106586
- 494 **Wenger NS, Stanton AL, Baxter-King R, Sepucha K, Vavreck L, Naeim A. 2022.** The Impact of COVID-19 on  
495 Routine Medical Care and Cancer Screening. *J Gen Intern Med*. doi:10.1007/s11606-021-07254-x
- 496 WHO Director-General's opening remarks at the media briefing on COVID-19 - 11 March 2020. n.d.  
497 [https://www.who.int/director-general/speeches/detail/who-director-general-s-opening-remarks-](https://www.who.int/director-general/speeches/detail/who-director-general-s-opening-remarks-at-the-media-briefing-on-covid-19---11-march-2020)  
498 [at-the-media-briefing-on-covid-19---11-march-2020](https://www.who.int/director-general/speeches/detail/who-director-general-s-opening-remarks-at-the-media-briefing-on-covid-19---11-march-2020)
- 499 **Wickham H, Averick M, Bryan J, Chang W, McGowan L, François R, Grolemund G, Hayes A, Henry L,**  
500 **Hester J, Kuhn M, Pedersen T, Miller E, Bache S, Müller K, Ooms J, Robinson D, Seidel D, Spinu V,**  
501 **Takahashi K, Vaughan D, Wilke C, Woo K, Yutani H. 2019.** Welcome to the Tidyverse. *J Open*  
502 *Source Softw* **4**:1686. doi:10.21105/joss.01686

503 **Wilson R, Quinn-Scoggins H, Moriarty Y, Hughes J, Goddard M, Cannings-John R, Whitelock V, Whitaker**  
504 **KL, Grozeva D, Townson J, Osborne K, Smits S, Robling M, Hepburn J, Moore G, Gjini A, Brain K,**  
505 **Waller J. 2021.** Intentions to participate in cervical and colorectal cancer screening during the  
506 COVID-19 pandemic: A mixed-methods study. *Prev Med* **153**:106826.  
507 doi:10.1016/j.ypmed.2021.106826

509 **Table 1.** Overview of dates within “Months”

Month	2017		2018		2019		2020		2021	
	Start date	End date	Start date	End date	Start date	End date	Start date	End date	Start date	End date
<b>01</b>	2017-01-02	2017-01-29	2018-01-01	2018-01-28	2018-12-31	2019-01-27	2019-12-30	2020-01-26	2021-01-04	2021-01-31
<b>02</b>	2017-01-30	2017-02-26	2018-01-29	2018-02-25	2019-01-28	2019-02-24	2020-01-27	2020-02-23	2021-02-01	2021-02-28
<b>03</b>	2017-02-27	2017-03-26	2018-02-26	2018-03-25	2019-02-25	2019-03-24	2020-02-24	2020-03-22	2021-03-01	2021-03-28
<b>04</b>	2017-03-27	2017-04-23	2018-03-26	2018-04-22	2019-03-25	2019-04-21	2020-03-23	2020-04-19	2021-03-29	2021-04-25
<b>05</b>	2017-04-24	2017-05-21	2018-04-23	2018-05-20	2019-04-22	2019-05-19	2020-04-20	2020-05-17	2021-04-26	2021-05-23
<b>06</b>	2017-05-22	2017-06-18	2018-05-21	2018-06-17	2019-05-20	2019-06-16	2020-05-18	2020-06-14	2021-05-24	2021-06-20
<b>07</b>	2017-06-19	2017-07-16	2018-06-18	2018-07-15	2019-06-17	2019-07-14	2020-06-15	2020-07-12	2021-06-21	2021-07-18
<b>08</b>	2017-07-17	2017-08-13	2018-07-16	2018-08-12	2019-07-15	2019-08-11	2020-07-13	2020-08-09	2021-07-19	2021-08-15
<b>09</b>	2017-08-14	2017-09-10	2018-08-13	2018-09-09	2019-08-12	2019-09-08	2020-08-10	2020-09-06	2021-08-16	2021-09-12
<b>10</b>	2017-09-11	2017-10-08	2018-09-10	2018-10-07	2019-09-09	2019-10-06	2020-09-07	2020-10-04	2021-09-13	2021-10-10
<b>11</b>	2017-10-09	2017-11-05	2018-10-08	2018-11-04	2019-10-07	2019-11-03	2020-10-05	2020-11-01	2021-10-11	2021-11-07
<b>12</b>	2017-11-06	2017-12-03	2018-11-05	2018-12-02	2019-11-04	2019-12-01	2020-11-02	2020-11-29	2021-11-08	2021-12-05
<b>13</b>	2017-12-04	2017-12-31	2018-12-03	2018-12-30	2019-12-02	2019-12-29	2020-11-30	2021-01-03	2021-12-06	2022-01-02

511 Nykøbing Falster Hospital

25 June 2022

512

513

## **IMPACT OF COVID-19 PANDEMIC ON**

514

## **CANCER SCREENING IN DENMARK:**

515

### **A register-based study**

516

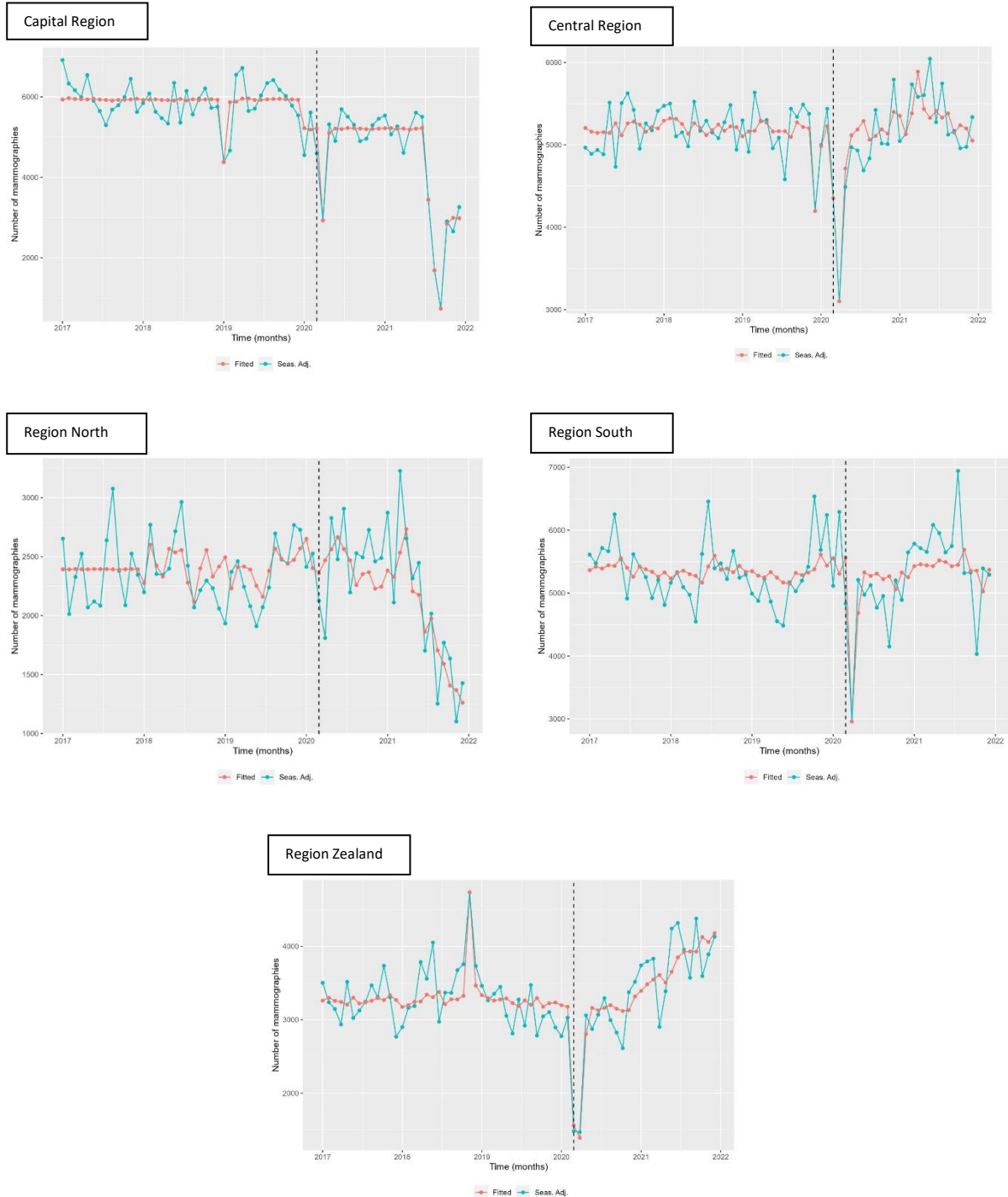
517 Mette Hartmann Nonboe<sup>1\*</sup>, George Napolitano<sup>2</sup>, Jeppe Bennekou Schroll<sup>3</sup>, Ilse Vejborg<sup>4</sup> and

518 Marianne Waldström<sup>5</sup>, Elsebeth Lynge<sup>1</sup>

519 **Supplementary material**

520 **S1. Seasonal-adjusted time series and fitted model of the number of mammography screens, by**  
521 **region 2017-2021**

522



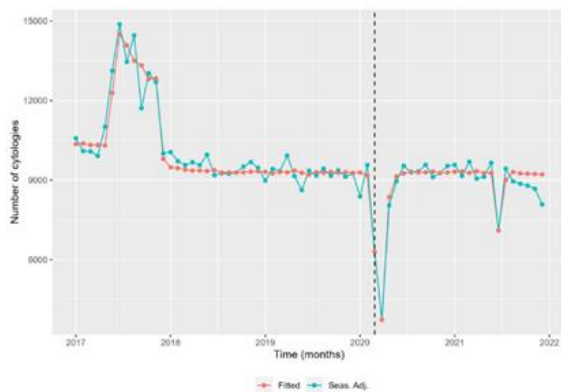
523 *Source: Own calculations based on numbers provided by The Danish Health Data Authority.*

524 Because of high variations in number of performed mammographies between the regions in Denmark, the y-  
525 axes are different.

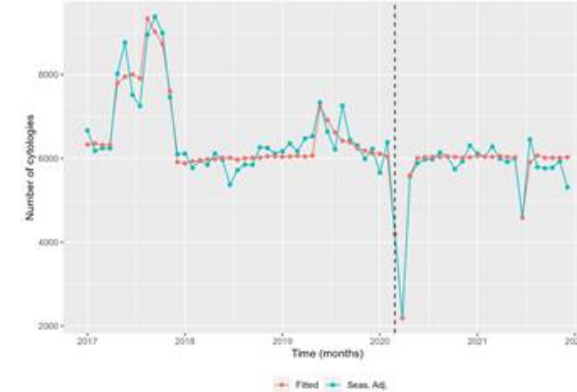
526 **S2. Seasonal-adjusted time series and fitted model of the number of cervical cancer screens, by**  
527 **region 2017-2021**

528

Capital Region

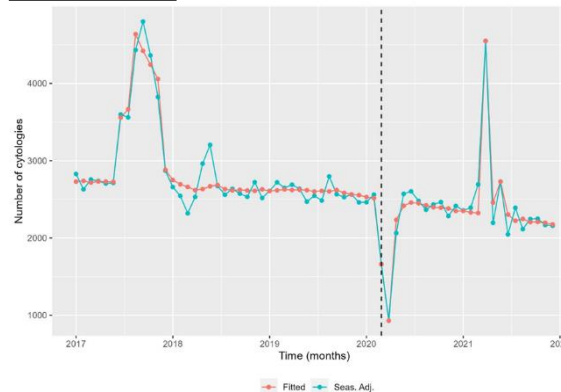


Central Region

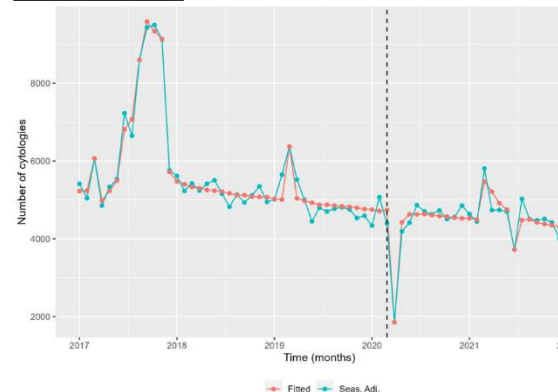


536

Region North

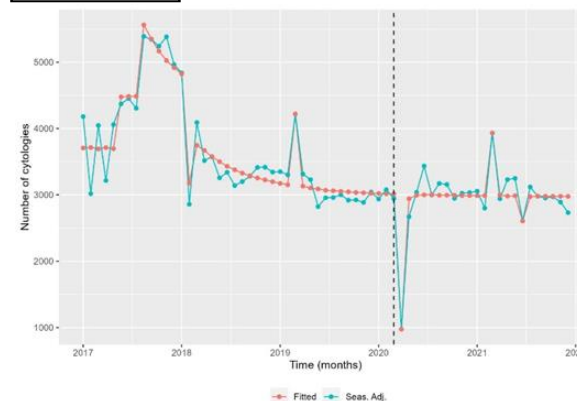


Region South



544

Region Zealand



553 *Source: Own calculations based on numbers provided by The Danish Health Data Authority*

554 Because of high variations in number of performed cervical screens between the regions in Denmark, the y-  
555 axes are different