

1 Full title: Development and validation of the Behavioral Health Acuity Risk model: a predictive model for
2 suicide prevention through clinical interventions

3 Short title: Predictive model for suicide prevention

4

5 Varun Digumarthi¹, Heather E Strange², Heather B Norman², Derek Ayers³, Raj Patel², Karen E Hegarty¹

6

7 ¹Novant Health Cognitive Computing, Novant Health, Inc, Winston-Salem, North Carolina, USA.

8 ²Novant Health Forsyth Medical Center, Novant Health, Inc, Winston-Salem, North Carolina, USA.

9 ³Novant Health Charlotte Medical Group, Novant Health, Inc, Charlotte, North Carolina, USA.

10 **Abstract**

11 Common suicidal ideation screening tools used in healthcare settings rely on the willingness of
12 the patient to express having suicidal thoughts. We present an automatic and data-driven risk model
13 that examines information available in the medical record captured during the normal course of care.
14 This model uses random forests to assess the likelihood of suicidal behavior in patients aged seven or
15 older presenting at any healthcare setting. The Behavioral Health Acuity Risk (BHAR) model achieves an
16 area under the receiver operating curve (AUC) of 0.84 and may be used on its own or as a component of
17 a comprehensive suicidal behavior risk assessment.

18

19 **Introduction**

20 Suicide was among the top four leading causes of death in the United States in 2020 for those
21 between the ages of ten and forty-four years old, and the twelfth leading cause of death among all ages
22 (1). The economic impact is estimated at more than \$4.75 billion per year in the United States (2).

23 Perhaps surprisingly, many decedents of suicide receive some suicide risk assessment or contact
24 with their healthcare provider prior to suicide (3,4). Unfortunately, current standards of care and most
25 existing instruments for suicide risk assessment have been unable to accurately predict risk with high
26 accuracy (5,6,7), and many patients who are assessed for suicidal ideation deny suicidal intent even
27 within one week of completion of suicide (3). For example, the Columbia-Suicide Severity Rating Scale
28 (C-SSRS) (8) was introduced in 2011 and has come to be widely considered as the gold standard for
29 suicide risk assessment. As with other tools relying on self-reported information, its utility is limited by
30 the respondent's willingness to provide truthful answers about intent to commit suicide or self-harm. It
31 has been shown to identify patients at risk at a rate only moderately higher than random, having an area
32 under the receiver operating curve (AUROC) of 0.65 (6), and that the assessment itself is susceptible to
33 navigation errors and misinterpretations of question intent (7).

34 Various computer-aided models have been developed to identify high risk individuals. Tiet et al.
35 developed a decision tree model for individuals with substance use disorder and recent suicidal ideation
36 which evaluates prior suicide attempts, substance use, suicidal ideation, and violent behavior of patients
37 to discriminate between those who will have a future suicide attempt and those who will not (9). Kessler
38 et al. explored regression models for predicting suicide within a population of male non-deployed
39 Regular U.S. Army soldiers having outpatient mental health specialty visits (10). One of the challenges
40 faced by previous researchers is the low prevalence rate of suicide within a general population, which
41 poses difficulty for many statistical and machine learning modeling techniques which suffer under the
42 constraints of a highly imbalanced data set. Typically, the sensitivity and specificity of preceding models
43 has been limited (11,12), which is a barrier to widespread adoption in clinical settings.

44 The objective of the work described here was to develop and validate a predictive model, which
45 we refer to as the Behavioral Health Acuity Risk (BHAR) model, utilizing machine learning to assess
46 likelihood of an individual to complete suicide. The model is designed for any individual aged 7 and older
47 presenting at any healthcare setting for any cause regardless of previous history of suicidal ideation or
48 attempt. The BHAR model generalizes to a wide population and enables behavioral health care team
49 members to direct resources in the most meaningful way to prevent potential harm. It was developed to
50 be used either on its own or in conjunction with a screening instrument such as the aforementioned C-
51 SSRS to provide a comprehensive assessment of risk through both self-reported information and
52 automated machine learning driven assessment. We compare the performance of the BHAR model to
53 that of the C-SSRS screening tool and evaluate the effectiveness of the BHAR model in identifying
54 patients at risk over the C-SSRS which is reliant on self-reported information.

55

56 **Materials and methods**

57 **Data collection**

58 All research was conducted according to a protocol approved by the Novant Health Institutional
59 Review Board and in accordance with the ethical standards of the Helsinki Declaration of 1975. Data was
60 sourced from existing historical electronic health records housed in the health system's Epic Clarity
61 database (13) and included any patient having been seen by a Novant Health provider between January
62 1, 2016 and August 1, 2020. Novant Health is an integrated health system located in the southeastern
63 United States consisting of 15 medical centers and a medical group of >1,800 physicians at >800
64 ambulatory clinics (14). In addition to these health record data, mortality records from the state of
65 North Carolina Department of Health and Human Services (15) during the same period were used to
66 identify suicide completions which the health system may not otherwise have documented in the
67 medical record. The data set included all encounters for all patients aged 7 years or older. In total, data
68 from 2,884,214 patients were used for development of the model, with the model trained and tested at
69 the encounter level. On average there were 15 encounters per patient.

70

71 **Feature and label construction**

72 A set of 81 variables were investigated for predictive value in identifying patients who would
73 later have completed suicide with a prediction horizon of 1 week from a given encounter. The predictors
74 included patient demographic and socio-economic characteristics such as age at encounter, gender,
75 race, ethnicity, and marital status. Behavioral characteristics and social determinants of health included
76 access to firearms, feelings of hopelessness or helplessness, use of tobacco, use of alcohol, use of illegal
77 drugs, volume of alcohol consumed per week, receiving routine care through a primary care physician,
78 and prior history of self-injury. Total scores extracted from behavioral assessments such as the Patient
79 Health Questionnaire-9 (PHQ-9) (16) and Generalized Anxiety Disorder-7 (GAD-7) (17) were also
80 included. Predictors related to patient utilization history included prior outpatient visit to a behavioral
81 health specialty clinic in the last 3 days, 30 days and 365 days, as well as having an inpatient admission

82 into behavioral health units in the last 3 days, 30 days and 365 days. Presence or absence of diagnoses
83 such as anxiety disorders, post-traumatic stress disorder (PTSD), and substance use disorders were
84 included as binary variables. For diagnosis related predictors, two features were created for each
85 diagnosis; first, presence or absence of a history of a diagnosis in the patient's lifetime, and second, if
86 the patient was diagnosed for the first time in the last 6 months. In addition to these discrete diagnosis
87 related predictors, the calculated Charlson Comorbidity Index (CCI) score was also included as a
88 predictor. Predictors related to prescribed medications include, for example, antipsychotics,
89 antidepressants, benzodiazepines, and hypnotics. Medication features utilized a six-month lookback of
90 medications reconciled or prescribed during both inpatient and outpatient clinical settings and were
91 indicated as binary variables.

92

93 **Model training and evaluation**

94 A random forest model (18) was selected to model the likelihood of suicide due to suitability to
95 this problem and alignment to technical deployment constraints within the EHR platform. A random
96 forest consists of many independently built decision trees. Each tree is built from a randomly selected
97 subset of features and by bootstrap aggregation of training data. This helps to prevent overfitting
98 without compromising on accuracy. Moreover, random forest models can be natively hosted in the EPIC
99 EHR platform (13), enabling the risk score to calculate in near real time and be immediately visible to
100 clinical staff. As mentioned previously, due to the low prevalence of suicide within the general
101 population this dataset is highly imbalanced. Balancing can be achieved by various techniques, and we
102 chose to employ the down sampling method. Down sampling the majority class to achieve a 1:16 ratio
103 was found to be optimal through a hyperparameter search. That is, all the positive cases were retained,
104 and then negative cases were randomly sampled into the data set until the desired ratio was met. The
105 resulting data set was then split into training and testing encounters with an 80% train to 20% test split.

106 Hyperparameter tuning was performed using a grid search method with 3-fold cross validation having
107 max tree depth between 15 and 30, max bins between 16 and 32, number of trees between 20 and 200
108 and feature subset strategy between 10 and 50. For binary classification tasks, model discrimination
109 ability is frequently evaluated using techniques such as the Area Under the Receiver Operating Curve
110 (AUROC) or the Area Under the Precision-Recall Curve (AUPRC). As even the down sampled data set was
111 imbalanced in terms of outcome label, and because a prioritization is placed on the identification of
112 positive cases, we chose to optimize the model using the AUPRC. Packages from pyspark machine
113 learning were used to create a pipeline for training and testing. Matplotlib was used for creating
114 visualizations. All extraction, analyses, transformations, and training were performed using spark
115 architecture on 8 Azure-hosted compute-optimized standard F4s with 4-core CPUs and 8 GB RAM. For
116 model explainability and interpretability, we examine feature importance which captures the effect that
117 each variable imparts to calculating risk. Feature importance is calculated using Gini impurity.

118

119 Results and Discussion

120 The final model incorporates 69 features. Table 1 details these features and their corresponding
121 importance in calculating the risk score.

122 **Table 1. Model features, description, and feature importance.**

123

Feature	Description	Importance
Medicare/Medicaid	If the patient has active Medicare or Medicaid coverage at the time of the prediction encounter	0.022150
Has Primary Care Provider	If the patient has a Primary Care Provider indicated in Epic at the time of the prediction encounter.	0.027619
Age	The patient's age at the time of the prediction encounter.	0.132686
Gender - Male	If the patient's gender is Male at the time of the prediction encounter.	0.036439

Single	If the patient relationship status is indicated as single at the time of the prediction encounter.	0.018067
Married or significant other	If the patient relationship status is indicated as married or has a significant other at the time of the prediction encounter.	0.020761
Divorced, separated, or widowed	If the patient relationship status is indicated as divorced, separated, or widowed at the time of the prediction encounter.	0.015483
Has Coronary Artery Disease (CAD)	The patient is active on the Coronary Artery Disease (CAD) registry at the time of the prediction encounter.	0.008645
Has Congestive heart failure (CHF)	The patient is active on the Congestive heart failure (CHF) registry at the time of the prediction encounter.	0.003730
Has Chronic kidney disease (CKD)	The patient is active on the Chronic kidney disease (CKD) registry at the time of the prediction encounter.	0.005192
Has Chronic liver disease (CLD)	The patient is active on the Chronic liver disease (CLD) registry at the time of the prediction encounter.	0.004033
Has Chronic obstructive pulmonary disease (COPD)	The patient is active on the Chronic obstructive pulmonary disease (COPD) registry at the time of the prediction encounter.	0.013216
Has diabetes	The patient is active on the diabetes registry at the time of the prediction encounter.	0.013223
Has Human Immunodeficiency Virus (HIV)	The patient is active on the Human Immunodeficiency Virus (HIV) registry at the time of the prediction encounter.	0.000007
Has obesity	The patient is active on the obesity registry at the time of the prediction encounter.	0.024823
Chronic opioids	The patient is active on the chronic opioids registry at the time of the prediction encounter.	0.003502
Asian	The patient primary race is indicated as Asian	0.000376
Black or African American	The patient primary race is indicated as Black or African American	0.010433
White or Caucasian	The patient primary race is indicated as White or Caucasian	0.017762
Hispanic or Latino	The patient primary race is indicated as Hispanic or Latino	0.001588
Alcohol use	If the social history in the last 3 years from time of prediction encounter indicates alcohol use.	0.025474
Alcohol ounce (oz.) per week	Maximum consumption of reported ounces per week of alcohol in the last 3 years from time of prediction encounter.	0.024881
Tobacco use	If the social history in the last 3 years from time of prediction encounter indicates tobacco use.	0.026711
Illicit drug use	If the social history indicates use of illicit drugs before the time of prediction encounter.	0.007396
Access to firearms	If the patient indicated that they have access to firearms on the Behavioral Health Access form in the last 1 year from time of prediction encounter.	0.005630

Hopelessness/Helplessness	If the patient indicated Hopelessness/Helplessness on the Behavioral Health Access form in the last 1 year from time of prediction encounter.	0.013006
Attempt or self-injury composite	If the patient has indicated that they have a current/recent/history of suicide attempt or self-injury on the Behavioral Health Access form in the last 1 year from time of prediction encounter.	0.006491
Patient Health Questionnaire-9 (PHQ9) total score	The total score for the most recent Patient Health Questionnaire-9 (PHQ9) assessment which is not more than 1 year from the time of prediction encounter.	0.038088
Generalized Anxiety Disorder (GAD) Assessment total score	The total score for the most recent Generalized Anxiety Disorder (GAD) assessment which is not more than 1 year from the time of prediction encounter.	0.010135
On antidepressants	If the patient has a medication order for a drug in the ACO ERX General Depression Medications grouper 6 months prior to the prediction encounter.	0.025472
On antipsychotics	If the patient has a medication order for a drug in the Antipsychotics pharmacy class 6 months prior to the prediction encounter.	0.018418
Behavioral health discharge in the past 72 hours	If the patient was discharged from a behavioral health unit at any Novant Health facility within 72 hours prior to the prediction encounter.	0.001677
Behavioral health discharge in the past 30 days	If the patient was discharged from a behavioral health unit at any Novant Health facility within 30 days prior to the prediction encounter.	0.004579
Behavioral health discharge in the past year	If the patient was discharged from a behavioral health unit at any Novant Health facility within the year prior to the prediction encounter.	0.020410
Major Depressive Disorder (MDD)	If the patient has had an encounter diagnosis for Major Depressive Disorder (MDD) at any time prior to the prediction encounter.	0.019489
Bipolar disorder	If the patient has had an encounter diagnosis for Bipolar disorder at any time prior to the prediction encounter.	0.009437
Schizophrenia	The patient has had an encounter diagnosis for Schizophrenia at any time prior to the prediction encounter.	0.001398
Schizoaffective	If the patient has had an encounter diagnosis for Schizoaffective at any time prior to the prediction encounter.	0.000741
Insomnia	If the patient has had an encounter diagnosis for Insomnia at any time prior to the prediction encounter.	0.022332
Personality	If the patient has had an encounter diagnosis for Personality disorder at any time prior to the prediction encounter.	0.001843
Anxiety	If the patient has had an encounter diagnosis for Anxiety at any time prior to the prediction encounter.	0.029484

Post-traumatic stress disorder (PTSD)	If the patient has had an encounter diagnosis for Post-traumatic stress disorder (PTSD) at any time prior to the prediction encounter.	0.002371
Major depressive disorder diagnosed in last 6 months	If the patient has had an encounter diagnosis for Major depressive disorder for the first time within 6 months prior to the prediction encounter.	0.012966
Bipolar disorder diagnosed in last 6 months	If the patient has had an encounter diagnosis for Bipolar disorder for the first time within 6 months prior to the prediction encounter.	0.000796
Schizophrenia diagnosed in last 6 months	If the patient has had an encounter diagnosis for Schizophrenia for the first time within 6 months prior to the prediction encounter.	0.001182
Schizoaffective diagnosed in last 6 months	If the patient has had an encounter diagnosis for Schizoaffective for the first time within 6 months prior to the prediction encounter.	0.000071
Insomnia diagnosed in last 6 months	If the patient has had an encounter diagnosis for Insomnia for the first time within 6 months prior to the prediction encounter.	0.010209
Personality diagnosed in last 6 months	If the patient has had an encounter diagnosis for Personality disorder for the first time within 6 months prior to the prediction encounter.	0.003656
Anxiety diagnosed in last 6 months	If the patient has had an encounter diagnosis for Anxiety for the first time within 6 months prior to the prediction encounter.	0.017339
Post-traumatic stress disorder (PTSD) diagnosed in last 6 months	If the patient has had an encounter diagnosis for Post-traumatic stress disorder (PTSD) for the first time within 6 months prior to the prediction encounter.	0.000406
Drug or Alcohol abuse	If the patient has had an encounter diagnosis for Drug or Alcohol abuse at any time prior to the prediction encounter.	0.024698
Drug or Alcohol abuse diagnosed in last 6 months	If the patient has had an encounter diagnosis for Drug or Alcohol abuse for the first time within 6 months prior to the prediction encounter.	0.005854
Prior suicide attempt or self-harm in last 6 months	If the patient has had an encounter diagnosis for Suicide and Intentional Self-Inflicted Injury within 6 months prior to the prediction encounter.	0.072841
Prior suicide attempt or self-harm more than 6 months ago	If the patient has had an encounter diagnosis for Suicide and Intentional Self-Inflicted Injury more than 6 months ago from the prediction encounter.	0.014476
On Benzodiazepines	If the patient has a medication order for a drug in the Benzodiazepines grouper 6 months prior to the prediction encounter.	0.023327
On Hypnotics	If the patient has a medication order for a drug in the Hypnotics pharmacy class 6 months prior to the prediction encounter.	0.018933

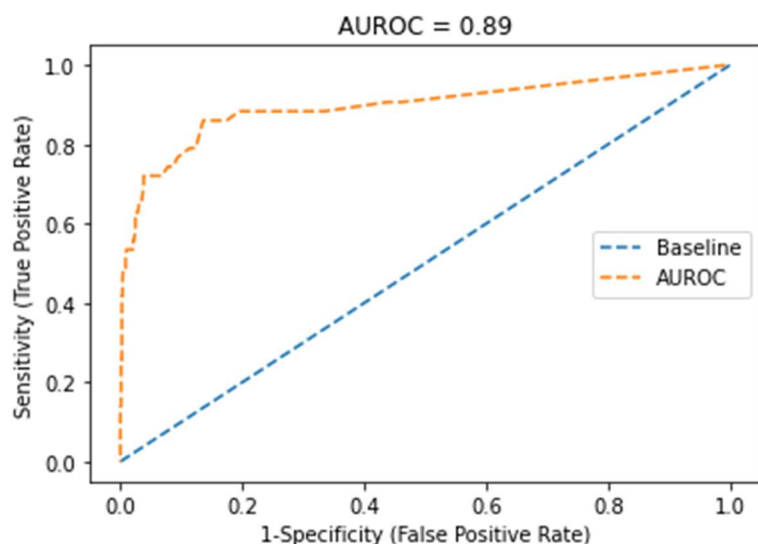
Outpatient Behavioral health encounter in past 72 hours	If the patient had an outpatient behavioral health encounter from unit at any Novant Health facility with certain specialties within 72 hours prior to the prediction encounter.	0.002036
Outpatient Behavioral health encounter in past 30 days	If the patient had an outpatient behavioral health encounter from unit at any Novant Health facility with certain specialties within 30 days prior to the prediction encounter.	0.002226
Outpatient Behavioral health encounter in past year	If the patient had an outpatient behavioral health encounter from unit at any Novant Health facility with certain specialties within a year prior to the prediction encounter.	0.005396
Attention deficit disorder (ADD)	If the patient has had an encounter diagnosis for Attention deficit disorder (ADD) at any time prior to the prediction encounter.	0.008516
Autism spectrum disorder (ASD)	If the patient has had an encounter diagnosis for Autism spectrum disorder (ASD) at any time prior to the prediction encounter.	0.000802
Conduct disorder	If the patient has had an encounter diagnosis for Conduct disorder at any time prior to the prediction encounter.	0.000367
Dementia	If the patient has had an encounter diagnosis for dementia at any time prior to the prediction encounter.	0.005813
Eating disorder	If the patient has had an encounter diagnosis for Eating disorder at any time prior to the prediction encounter.	0.004055
Traumatic Brain Injury (TBI)	If the patient has had an encounter diagnosis for Traumatic Brain Injury (TBI) at any time prior to the prediction encounter.	0.004714
Attention deficit disorder (ADD) diagnosed in last 6 months	If the patient has had an encounter diagnosis for Attention deficit disorder (ADD) for the first time within 6 months prior to the prediction encounter.	0.000451
Dementia diagnosed in last 6 months	If the patient has had an encounter diagnosis for Dementia for the first time within 6 months prior to the prediction encounter.	0.002033
Traumatic Brain Injury (TBI) diagnosed in last 6 months	If the patient has had an encounter diagnosis for Traumatic Brain Injury (TBI) for the first time within 6 months prior to the prediction encounter.	0.005943
Charlson Comorbidity Index (CCI) Score	The patient's Charlson Comorbidity Index (CCI) score is calculated prior to the prediction encounter.	0.055663

124

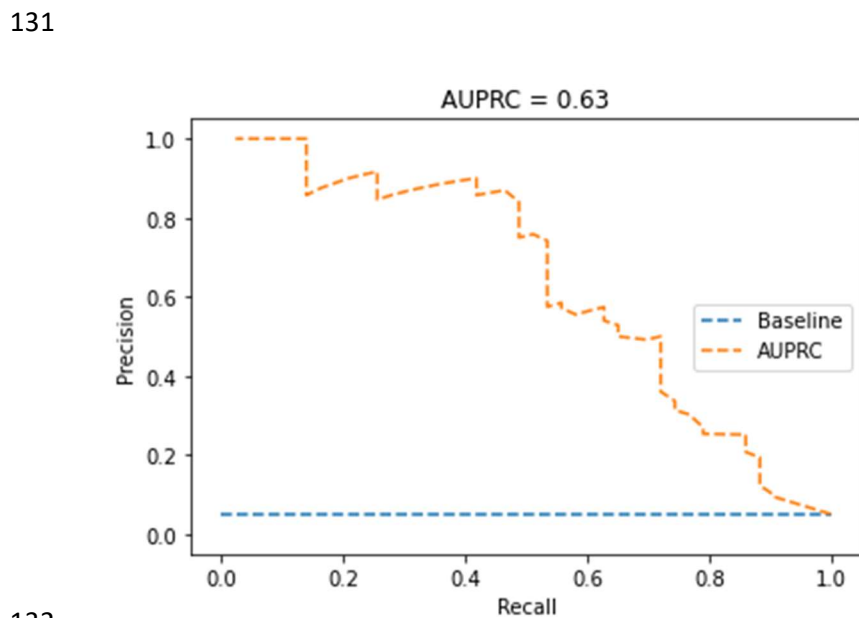
125 The Receiver Operating Characteristic curve is shown in **Fig 1**. As previously mentioned, as we

126 are more interested in evaluating the model in terms of predicting true positives rather than true

127 negatives, we focused mainly on the area under precision recall curve (AUPRC) which avoids the
128 influence of true negatives. The Precision-Recall curve is shown in **Fig 2**.



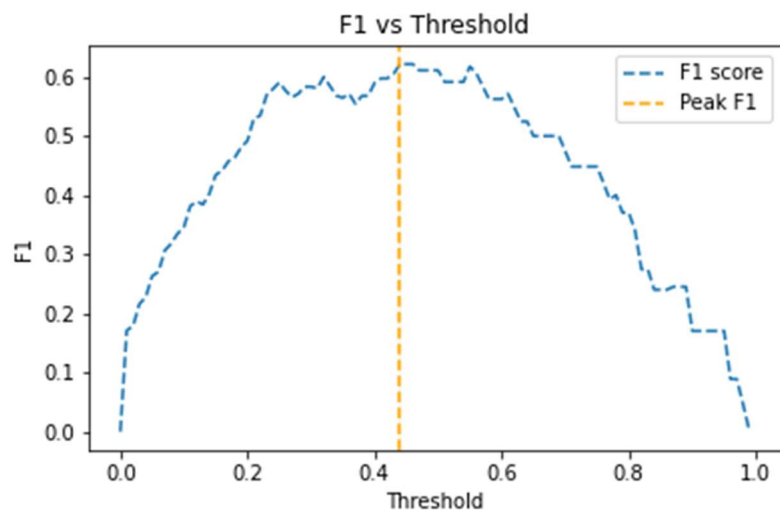
129
130 **Fig 1. Receiver Operating Characteristic curve of the random forest model.**



132
133 **Fig 2. Precision-Recall curve of the random forest model.**

134
135 A threshold selection process was implemented using the F1 score to select a threshold above
136 which a patient can be considered as at high risk. As the F1 score is the harmonic mean of precision and

137 recall, higher F1 scores indicate higher precision and recall, which in turn implies lower false positive and
 138 false negative rates. The F1 score is calculated at every threshold with intervals of 0.01 and plotted as
 139 shown in **Fig 3**. The threshold at which the F1 score peaks, at 44% risk, was selected as the ideal
 140 threshold for classifying a patient as high risk or not, though generally a plateau in F1 score occurs
 141 between approximately 30% and 60% risk. The F1 score and other performance metrics at thresholds of
 142 30%, 44%, and 60% are listed in **Table 2**.



143
 144 **Fig 3. F1 score by risk threshold.**

145
 146 **Table 2. Performance metrics for select thresholds.**

	Threshold		
	30%	44%	60%
Sensitivity	0.65	0.53	0.41
Specificity	0.96	0.99	0.99
Precision	0.52	0.74	0.85
Negative Predictive Value	0.98	0.97	0.96
Accuracy	0.95	0.96	0.96
F1 Score	0.58	0.62	0.56

147
 148 It is worth noting that, as with other probabilistic models, it is not strictly necessary to choose a
 149 single threshold for clinical intervention. The BHAR score could be used to rank patients by decreasing

150 risk to prioritize limited resources such as behavioral health specialists to the highest risk patients first
151 and proceed down the list in reverse rank order. Similarly, a low-medium-high categorization could be
152 used to address the highest risk patients with the most resource intensive interventions and medium
153 risk patients, comprising a larger proportion of patients, with less resource intensive interventions.

154 At all emergency departments included in this study, the C-SSRS is employed as a suicidal
155 ideation screening tool. The C-SSRS assigns a risk level (No Risk, Low Risk, Moderate Risk, or High Risk)
156 based on patient responses to questions about suicidal thoughts. When examining the one year period
157 over 2021, a total of 386,130 patients were seen at a Novant Health emergency department and
158 completed the C-SSRS screening. Of those, six individuals completed suicide within a week of the ED
159 visit. All six individuals were assessed as No Risk based on their responses to the C-SSRS. The BHAR
160 model would have assigned risk scores of 72%, 51%, 26%, 11%, 2%, and 0% to these six individuals.
161 However, the C-SSRS is a very valuable tool for identifying patients ready to talk about suicidal ideation.
162 In fact, out of the patients screened using the C-SSRS who were rated as High Risk (6,684 or 1.7%), none
163 were identified as having completed suicide within a week of discharge, supporting that identifying
164 patients ready to speak to someone and connecting them to those resources is a successful strategy for
165 suicide prevention. However, an objective data-based risk score such as the BHAR score can supplement
166 self-reported screeners by identifying patients at risk based on data in their medical record. Some
167 patients may respond better to a more personal and gentle inquiry into whether they would like to
168 speak to someone, whereas the C-SSRS, delivered as a standard set of questions asked to every patient,
169 may be perceived as procedural and impersonal.

170

171 **Limitations and future work**

172 One limitation to this work is the way in which suicide completions are labeled in the medical
173 record and in mortality records. Oftentimes coding for accidental overdose or accidental self-inflicted

174 injury is used when intent is not clear, and these cases would have been omitted from the training set
175 used to train the model to identify patients at risk.

176 There are a few opportunities for model improvement which would be valuable enhancements
177 to this work. One is the exploration of sexual orientation and gender identity (SOGI) data as model
178 features. Members of the LGBTQ+ community are known to be disproportionately affected by
179 depression and suicide (19), so inclusion of SOGI information could be reasonably expected to have
180 value in a suicide risk model. SOGI aspects are not well documented in the Novant Health EHR at the
181 time of this study, though efforts are underway to increase this documentation for the purposes of
182 improving patient care and patient experience.

183 Natural language processing could also increase model performance by examining text
184 communication between patients and providers, such as through MyChart, and documentation notes
185 made by care providers during the normal course of care. One approach could be to finetune the
186 publicly available Clinical BERT model (20) for this task.

187

188 **Acknowledgments**

189 The authors would like to acknowledge colleagues in Novant Health Digital Products and
190 Services who enabled this research through support of the Novant Health data warehouse and data
191 platform. The authors extend gratitude to Sean Ganon who assisted in obtaining mortality records for
192 the state of North Carolina and for literature review relevant to this work.

193

194 **References**

195

1. Centers for Disease Control and Prevention. WISQARS Leading Causes of Death Reports, 1981 - 2020. [Online]. 2020 [cited 2022 May 17]. Available from: <https://wisqars.cdc.gov/fatal-leading>.

2. Centers for Disease Prevention and Control. WISQARS Cost of Injury. [Online]. 2020 [cited 2022 5 17]. Available from: <https://wisqars.cdc.gov/cost/>.
3. Smith EG, Kim HM, Ganoczy D, Stano C, Pfeiffer PN, Valenstein M. Suicide Risk Assessment Received Prior to Suicide Death by Veterans Health Administration Patients With a History of Depression. *J Clin Psychiatry*. 2013 March; 74(3): 226-232.
4. Juurlink DN, Herrmann N, Szalai JP, Kopp A, Redelmeier DA. Medical Illness and the Risk of Suicide in the Elderly. *JAMA Internal Medicine*. 2004 June; 164(11): 1179-1184.
5. Runeson B, Odeberg J, Pettersson A, Edbom T, Adamsson IJ, Waern M. Instruments for the assessment of suicide risk: A systematic review evaluating the certainty of the evidence. *PLoS One*. 2017 July; 12(7): e0180292.
6. Lindh AU, Waern M, Breckman K, Renberg ES, Dahlin M, Runeson B. Short term risk of non-fatal and fatal suicidal behaviours: the predictive validity of the Columbia-Suicide Severity Rating Scale in a Swedish adult psychiatric population with a recent episode of self-harm. *BMC Psychiatry*. 2018 October; 18: 319.
7. Giddens JM, Sheehan KH, Sheehan DV. The Columbia-Suicide Severity Rating Scale (C-SSRS): Has the “Gold Standard” Become a Liability? *Innov Clin Neurosci*. 2014 Sep-Oct; 11(9-10): 66-80.
8. Posner K, Brown GK, Stanley B, Brent DA, Yershova KV, Oquendo MA, et al. The Columbia-Suicide Severity Rating Scale: Initial Validity and Internal Consistency Findings From Three Multisite Studies With Adolescents and Adults. *Am J Psychiatry*. 2011 December; 168(12): 1266-1277.
9. Tiet QQ, Ilgen MA, Byrnes HF, Moos RH. Suicide Attempts Among Substance Use Disorder Patients: An Initial Step Toward a Decision Tree for Suicide. *Alcoholism: Clinical and Experimental Research*. 2006 June; 30(6): 998-1005.
10. Kessler RC, Stein MB, Petukhova MV, Bliese P, Bossarte RM, Bromet EJ, et al. Predicting suicides after outpatient mental health visits in the Army Study to Assess Risk and Resilience in Servicemembers (Army STARRS). *Mol Psychiatry*. 2017 April; 22(4): 544-551.
11. Bernert RA, Hilberg AM, Melia R, Kim JP, Shah NH, Abnoui F. Artificial Intelligence and Suicide Prevention: A Systematic Review of Machine Learning Investigations. *Int J Environ Res Public Health*. 2020; 17: 5929.
12. Kessler RC, Bossarte RM, Luedtke A, Zaslavsky AM, Zubizarreta JR. Suicide prediction models: a critical review of recent research with recommendations for the way forward. *Mol Psychiatry*. 2020 January; 25(1): 168-179.
13. Epic Systems Corporation. Epic. 2021.
14. Novant Health. Company information. [Online]. 2022 [cited 2022 5 17]. Available from: <https://www.novanthealth.org/home/about-us/company-information.aspx>.

15. NCDHHS State Center for Health Statistics. N.C. Vital Records database. North Carolina Department of Health and Human Services, State Center for Health Statistics; 2020.
16. Health Resources & Services Administration. Patient Health Questionnaire (PHQ) Screeners. [Online]. [cited 2022 7 5]. Available from: <https://www.hrsa.gov/behavioral-health/patient-health-questionnaire-phq-screeners>.
17. Health Resources & Services Administration. GAD-7 (General Anxiety Disorder-7). [Online]. [cited 2022 7 5]. Available from: <https://www.hrsa.gov/behavioral-health/gad-7-general-anxiety-disorder-7>.
18. Breiman L. Random Forests. *Machine Learning*. 2001; 45: 5-32.
19. Haas AP, Eliason M, Mays VM, Mathy RM, Cochran SD, D'Augelli AR. Suicide and Suicide Risk in Lesbian, Gay, Bisexual, and Transgender Populations: Review and Recommendations. *Journal of Homosexuality*. 2011 January; 58(1): 10 - 51.
20. Alsentzer E, Murphy J, Boag W, Weng WH, Jindi D, Naumann T, et al. Publicly Available Clinical BERT Embeddings. *Association for Computational Linguistics*. 2019 June; Proceedings of the 2nd Clinical Natural Language Processing Workshop: 72 - 78.