

1 **Efficacy of a bivalent (D614 + B.1.351) SARS-CoV-2 Protein Vaccine**

2 *Gustavo H. Dayan MD¹, *Nadine Rouphael MD², *Stephen R. Walsh MD³, Aiyong Chen PhD¹, Nicole
3 Grunenberg MD⁴, Mary Allen MS⁵, Johannes Antony PhD⁶, Kwaku Poku Asante PhD⁷, Amit Suresh
4 Bhate MD⁸, Tatiana Beresnev MD⁵, Matthew I Bonaparte PhD¹, Maria Angeles Ceregido PhD⁹,
5 Dmytro Dobrianskyi MD¹⁰, Bo Fu PhD¹, Marie-Helene Grillet MD¹¹, Maryam Keshtkar-Jahromi
6 MD^{12,13}, Michal Juraska PhD⁴, Jia Jin Kee MD⁴, Hannah Kibuuka MD¹⁴, Marguerite Koutsoukos PhD⁹,
7 Roger Masotti MS¹, Nelson L. Michael MD¹⁵, Humberto Reynales PhD¹⁶, Merlin L. Robb MD¹⁷, Sandra
8 M. Villagómez Martínez MD¹⁸, Fredrick Sawe MBChB¹⁹, Lode Schuerman MD⁹, Tina Tong DrPH⁵, John
9 Treanor MD²⁰, T. Anh Wartel MD²¹, ‡Carlos A. Diazgranados MD¹, Roman M. Chicz PhD²², Sanjay
10 Gurunathan MD¹, ‡Stephen Savarino MD¹, Saranya Sridhar DPhil²³, the VAT00008 study team†

11 *Authors contributed equally to the study.

12 ‡Affiliation at time of study

13 †VAT00008 Study Team

14 Karina Abalos, Jose Accini, Naveena Aloysia, John Humphrey Amuasi, Nana Akosua Ansah, David
15 Benkeser, Aude Berge, Hanna Beyko, Oleksandra Bilotkach, Thomas Breuer, Alberto Cadena
16 Bonfanti, Elisabeth Bukusi, Richard Canter, Jaime Augusto Carrillo, Mederic Celle, Danaya
17 Chansinghakul, Florence Coux, Chandan Das, Santa Kumar Das, Louis Devlin, Luis Espinoza, Michael
18 Fay, Dean Follmann, Carina Frago, Agnes Garinga, Peter B Gilbert, Claudia Gonzalez, Maria Angelica
19 Granados, Lea Guillery, Ying Huang, Kathy Hudzina, Manish Jain, Piush Kanodia, Nitin Khandelwal,
20 Cissy Kityo Mutuluuza, Francis Kiweewa, Noah Kiwanuka, Chalit Kosolsak, Darshna Kukian, Jitendra
21 Singh Kushwaha, Thelma Laot, Eduardo Lopez-Medina, Hugo Macareno Arroyo, Kishorchandra
22 Mandaliya, Stephanie Mamod, Somnath Mangarule, Javier Martínez, Lisa Menard, Sandra Mendoza,
23 Satyajit Mohapatra, Catherine Moreau, Nelly Mugo, Videlis Nduba, Fernando Noriega, Patricia
24 Nahiry Ntege, Brenda Okech, Maria Otero, Samuel Gurrion Ouma, Janet Oyieko, Mercedes Paredes,

VAT0008

13 January 2023

25 Erwin Pardo, Svitlana Postol, David Pekala, Penny Peng, Marie-Laure Py, Enrique Rivas, Rafael Rivero,
26 Edith Rodriguez, Mansoor Saleh, Pedro Sánchez, Nessryne Sater, Jinen Shah, Rajeev Shrestha,
27 Abraham Siika, Chandramani Singh, Veer Bahadur Singh, Dipesh Tamrakar, Fernanda Tavares Da-
28 Silva, Lucas Otieno Tina, Hector Velasquez, Deo Wabwire, Anne Wajja, Elodie Zaworski, Nianxian
29 Zhang.

30 **Affiliations**

- 31 1. Sanofi, Swiftwater, PA, USA
32 2. Emory University Hop eClininc, Atlanta, GA, USA
33 3. Harvard Medical School, Boston, MA, USA
34 4. Fred Hutchinson Cancer Center, Seattle, WA, USA
35 5. National Institute of Allergy and Infectious Diseases / National Institutes of Health, Bethesda,
36 MA, USA
37 6. Sanofi, Frankfurt, Germany
38 7. Research and Development Division, Ghana Health Service, Kintampo North Municipality,
39 Ghana
40 8. Jeevan Rekha Hospital, Belgavi, India
41 9. GSK, Wavre, Belgium
42 10. Medical Centre, Medical Clinic Blagomed LLC, Kyiv, Ukraine
43 11. Sanofi, Lyon, France
44 12. National Institute of Health, Rockville, Maryland
45 13. John Hopkins University School of Medicine, Baltimore, Maryland
46 14. Makerere University Walter Reed Project, Kampala, Uganda
47 15. Walter Reed Army Institute of Research, MD, USA
48 16. Centro de Atención e Investigación Médica S.A.S. – Caimed Chía, Chía, Colombia
49 17. The Henry M Jackson Foundation for the Advancement of Military Medicine, Bethesda, MA,
50 USA
51 18. Hospital de Temixco en acuerdo con el Instituto Nacional de Pediatría, México
52 19. Kenya Medical Research Institute — US Army Medical Research, Kisumu, Kenya
53 20. Tunnell Government Services in support of Biomedical Advanced Research and Development
54 Authority (BARDA), Administration for Strategic Preparedness and Response (ASPR), Department
55 of Health and Human Services (HHS), Washington, DC, USA
56 21. International Vaccine Institute, Seoul, South Korea
57 22. Sanofi, Cambridge, MA, USA
58 23. Sanofi, Reading, UK
59

60 **Corresponding Author:** Gustavo H. Dayan (Gustavo.Dayan@sanofi.com)

VAT0008

13 January 2023

61 **Abstract**

62 **Background**

63 COVID-19 vaccines with alternative strain compositions are needed to provide broad protection
64 against newly emergent SARS-CoV-2 variants of concern.

65 **Methods**

66 We conducted a global Phase 3, multi-stage efficacy study (NCT04904549) among adults aged ≥ 18
67 years. Participants were randomized 1:1 to receive two intramuscular injections 21 days apart of a
68 bivalent SARS-CoV-2 recombinant protein vaccine with AS03-adjuvant (5 μg of ancestral (D614) and
69 5 μg of B.1.351 [beta] variant spike protein) or placebo. Symptomatic COVID-19 was defined as
70 laboratory-confirmed COVID-19 with COVID-19-like illness (CLI) symptoms. The primary efficacy
71 endpoint was the prevention of symptomatic COVID-19 ≥ 14 days after the second injection (post-
72 dose 2 [PD2]).

73 **Results**

74 Between 19 Oct 2021 and 15 Feb 2022, 12,924 participants received ≥ 1 study injection. 75% of
75 participants were SARS-CoV-2 non-naïve. 11,416 participants received both study injections
76 (efficacy-evaluable population [vaccine, n=5,736; placebo, n=5,680]). Up to 15 March 2022, 121
77 symptomatic COVID-19 cases were reported (32 in the vaccine group and 89 in the placebo group)
78 ≥ 14 days PD2 with a vaccine efficacy (VE) of 64.7% (95% confidence interval [CI] 46.6; 77.2%). VE was
79 75.1% (95% CI 56.3; 86.6%) in non-naïve and 30.9% (95% CI -39.3; 66.7%) in naïve participants. Viral
80 genome sequencing identified the infecting strain in 68 cases (Omicron [BA.1 and BA.2 subvariants]:
81 63; Delta: 4; Omicron and Delta: 1). The vaccine was well-tolerated and had an acceptable safety
82 profile.

83 **Conclusions**

VAT0008

13 January 2023

84 A bivalent vaccine conferred heterologous protection against symptomatic infection with newly

85 emergent Omicron (BA.1 and BA.2) in non-naïve adults 18–59 years of age.

86 **ClinicalTrials.gov:** NCT04904549

87 **Introduction**

88 First-generation COVID-19 vaccines were developed using the Spike (S) sequence from the SARS-
89 CoV-2 ancestral Wuhan-Hu-1 (D614) strain.¹ However, these vaccines are less effective against new
90 emergent SARS-CoV-2 variants of concern (VOCs; including Omicron [BA.1, BA.2, BA.4 and BA.5]
91 variants)²⁻⁷ Vaccines with variant strains have been developed to provide cross-protection against
92 emerging variants. One strategy for variant vaccine composition is inclusion of the prevalent
93 circulating strain, with mRNA Omicron-containing bivalent vaccines authorized as boosters based on
94 demonstrated induction of antibodies to circulating Omicron variants.^{8,9} However, there are no data
95 on whether an alternative non-Omicron variant vaccine provides cross-protective efficacy against
96 Omicron variants.

97 Sanofi and GSK have developed a bivalent vaccine containing stabilized SARS-CoV-2 pre-fusion S
98 proteins from both the ancestral D614 and the Beta (B.1.351) variant, with the GSK AS03 adjuvant
99 system (CoV2 preS dTM-AS03 [D614 + B.1.351]). This bivalent vaccine is being evaluated as a two-
100 injection primary series in previously unvaccinated individuals and as a booster vaccine based on
101 preclinical studies showing induction of cross-neutralizing antibody responses against a broad panel
102 of VOCs.^{10,11} For the first time, we describe the clinical efficacy and safety of two injections of the
103 bivalent vaccine as a primary series during a period of Omicron circulation.

104 **Methods**

105 **Trial Design**

106 This Phase 3, parallel, international, randomized, modified double-blind, placebo-controlled study
107 was designed as a multi-stage platform trial with two stages (NCT04904549). Stage 1 evaluated the
108 efficacy of the prototype vaccine, containing the ancestral D614 recombinant S protein (CoV2 preS
109 dTM-AS03 [D614]) (manuscript in preparation). Stage 2, reported here, evaluated the efficacy and
110 safety of a primary series of two injections of the bivalent vaccine, administered 21 days apart. Stage
111 2 was conducted in 54 clinical research centers across eight countries: Colombia, Ghana, India,
112 Kenya, Mexico, Nepal, Uganda and Ukraine (**Supplementary Appendix Section 1.1**). Participant
113 enrollment started on 19 October 2021 and finished on 15 February 2022. Eligible participants were
114 randomized 1:1 to receive either the bivalent vaccine or placebo (saline) (**Supplementary Appendix**
115 **1.2**).

116 The study was conducted in compliance with the International Conference on Harmonization (ICH)
117 guidelines for Good Clinical Practice and the principles of the Declaration of Helsinki. The protocol
118 and amendments were approved by applicable Independent Ethics Committees/Institutional Review
119 Boards and per local regulations. Approval was received by the following Independent Ethics
120 Committees/Institutional Review Boards. Colombia: Comité de Ética en Investigación CAIMED
121 (approved); Comité de Ética en Investigación de la Fundación del Caribe para la Investigación
122 Biomédica (approved); Comité de Ética en Investigación VITA (approved); Corporación Científica
123 Pediátrica Comité de Etica en Investigación Biomédica (approved); Comité de Ética en investigación
124 de la División Ciencias de la Salud de la Universidad del Norte (approved); Comité de Ética en
125 Investigación Clínica de la Costa (approved). Ghana: Kwame Nkrumah University of Science and
126 Technology Committee on Human Research, Publication and Ethics (approved); Kintampo Health
127 Research Centre Institutional Ethics Committee (approved); Navrongo Health Research Centre
128 Institutional Review Board (approved); Ghana Health Service Ethics Review Committee (approved).

VAT0008

13 January 2023

129 India: Institute of Medical Sciences and Sum Hospital Institutional Ethics Committee (approved);
130 Jawahar Lal Nehru Medical College Institutional Ethics Committee (approved); Vidharba Institute of
131 Medical Sciences - Nagpur Institutional Ethics Committee (approved); Jeevan Rekha Hospital
132 Institutional Ethics Committee (approved); SRM Medical College Hospital and Research Centre
133 Institutional Ethics Committee (approved); Prakhar Hospital Institutional Ethics Committee
134 (approved); All India Institute of Medical Sciences Patna Institutional Ethics Committee (approved);
135 Aartham Ethics Committee - Aartham Multi Super Speciality Hospital (approved); Maharaja Agrasen
136 Superspeciality Hospital Institutional Ethics Committee (approved). Kenya: Kenya Medical Research
137 Scientific & Institute Ethics Review Unit (approved); Kenyatta National Hospital - University of
138 Nairobi - College of Health Sciences Ethics Review Committee (approved); The Aga Khan University -
139 Nairobi Institutional Ethics Review Committee (approved); Institutional Review Ethics Committee
140 MOI University College of Health - MOI Teaching and Referral Hospital (approved); National
141 Commission for Science Technology and Innovation (approved). Mexico: Comité de Ética en
142 Investigación de la Dirección de Investigación del Instituto Nacional de Pediatría; Comité de Ética en
143 Investigación de Médica Sur (approved); Comité de Ética en Investigación Hospital Aranda de la
144 Parra (approved); Comité de Ética en Investigación Hospital Civil de Guadalajara - Sub-Dirección de
145 Enseñanza e Investigación (approved); Comité de Ética en Investigación de Investigación Biomédica
146 para el Desarrollo de Fármacos (approved). Nepal: Tribhuvan University Institute of Medicine
147 Institutional Review Committee (approved); Kathmandu University School of Medical Sciences
148 Institutional Review Board (approved); Nepalgunj Medical College Teaching Hospital Institutional
149 Review Committee (approved). Uganda: Uganda Virus Research Institute (approved); London School
150 of Hygiene and Tropical Medicine Research Ethics Committee (approved). Ukraine: Blagomed
151 Medical Clinic LLC Ethics Commission (approved); Edelweiss Medics LLC (approved); Center of Family
152 Medicine Plus LLC Ethical Committee (approved); Medbud Clinic LLC Ethical Committee (approved).

153

VAT0008

13 January 2023

154 All participants provided informed consent. An independent data and safety monitoring board¹²
155 provided study oversight and reviewed unblinded data.

156 **Participants**

157 Adults aged ≥ 18 years who had not received a prior COVID-19 vaccine were eligible for inclusion; full
158 details of the inclusion and exclusion criteria are reported in the **Supplementary Appendix Section**
159 **1.3**. Efforts were made to make participants aware of the availability of approved/authorized COVID-
160 19 vaccines (**Supplementary Appendix Section 1.4**). Participants with a potentially high risk for
161 severe COVID-19 (**Supplementary Appendix Section 1.5**) and other subpopulations at risk of COVID-
162 19 infection, including ethnic and racial minorities, were included.

163 **Interventions and assessments**

164 The recombinant protein antigen CoV2 preS dTM and the AS03 Adjuvant System (GSK Vaccines,
165 Rixensart, Belgium) have been described previously.¹³⁻¹⁵ Briefly, CoV2 preS dTM, stabilized in its
166 prefusion form, is produced using the baculovirus expression system technology. Each 0.5 mL
167 injection of the bivalent vaccine formulation contained 5 μg of the ancestral D614 and 5 μg of the
168 B.1.351 variant Spike protein antigen. The injection protocol is reported in **Supplementary Appendix**
169 **Section 1.6**. Vaccinations were administered on study days 1 and 22 by intramuscular injection into
170 the deltoid region by qualified and trained personnel.

171 Blood samples and nasopharyngeal swabs were collected before each vaccination to establish
172 whether participants had previous or ongoing SARS-CoV-2 infection (naïve or non-naïve). Testing
173 procedures and criteria for determination of prior SARS-CoV-2 infection are described in the
174 **Supplementary Appendix Section 1.7**.

175 Surveillance for COVID-19-like illness (CLI) was both active and passive: participants were contacted
176 once a week to determine whether they had any symptoms of a CLI (**Supplementary Appendix**
177 **Section 1.8**) or if they had a positive COVID-19 test from another source at any time during the

VAT0008

13 January 2023

178 study. In the event of CLI symptoms, nasopharyngeal and anterior nasal swabs were collected at the
179 participant's first visit after symptom onset and 2–4 days later for virological confirmation using
180 NAAT (**Supplementary Appendix Section 1.9**). An independent adjudication committee reviewed
181 potential cases to determine whether the case definitions for symptomatic and/or severe COVID-19
182 were met. Viral genomic sequencing was performed on respiratory samples from the cases to
183 identify the SARS-CoV-2 variant, as previously described.^{16,17}

184 **Efficacy endpoints**

185 The primary efficacy objective was to assess in all participants, regardless of prior infection, the
186 clinical efficacy of the bivalent vaccine for prevention of symptomatic COVID-19 ≥ 14 days after the
187 second injection (post-dose 2 [PD2]). Secondary efficacy endpoints included the occurrence of
188 symptomatic disease in naïve and non-naïve individuals; and severe, moderate or worse, or
189 hospitalized COVID-19 ≥ 14 days PD2 in all participants and according to prior infection status.
190 Additional reported analyses and all endpoints are defined in **Supplementary Appendix Sections**
191 **1.10** and **1.11**.

192 **Safety**

193 Participants were directed to report any adverse events (AEs) during their study visits or during any
194 follow-up contact with the investigators. Safety data were collected from all participants receiving at
195 least one injection of the study vaccine or placebo (**Supplementary Appendix Section 1.12**)
196 throughout the duration of the study. Solicited injection site reactions (SISRs) and solicited systemic
197 reactions (SSRs) occurring within 7 days after each vaccination and non-serious unsolicited AEs
198 occurring within 21 days after each vaccination were collected in a subset of approximately 4,000
199 participants (the first 4000 participants recruited [2000 in each arm], as well as all participants ≥ 60
200 years of age).

201 **Statistical Analyses**

VAT0008

13 January 2023

202 The data cut-off date for the analyses reported here was 15 March 2022. Calculations for
203 determining this sample size are reported in **Supplementary Appendix Section 1.13**; descriptions of
204 the analysis sets are reported in **Supplementary Section 1.14**.

205 Efficacy analyses were conducted on the modified full analysis set PD2 (mFAS-PD2), comprising
206 participants who received both injections (excluding participants with onset of symptomatic COVID-
207 19 between the first injection [post-dose 1 (PD1)] and 14 days PD2) who did not meet any vaccine
208 contraindications and did not discontinue the study within 14 days PD2. These participants were
209 further divided based on prior infection status PD1 and PD2.

210 For the primary endpoint, the point estimate of vaccine efficacy (VE) was calculated based on the
211 incidence rate per 1000 person-years per group in the mFAS-PD2 population, regardless of prior
212 infection status. The primary objective was met if the VE point estimate was >50% and the lower
213 bound of the confidence interval (CI) was >30%. Survival analyses (Kaplan-Meier curves with 95% CI)
214 were also performed. Sensitivity analyses were conducted assuming that unsequenced cases were
215 due to the Omicron variant, which was the prevalent variant circulating at the time of the study.
216 Safety outcomes were assessed in the safety analysis set (SafAS), comprising all randomized
217 participants who received ≥ 1 injection of study vaccine or placebo. Statistical analyses were
218 performed using SAS® Version 9.4 or later.

219 **Results**

220 *Participants*

221 Between 19 October 2021 and 15 February 2022, 13,506 participants were randomized. Owing to
222 the ongoing war in Ukraine, data completeness could not be confirmed for the four Ukrainian sites;
223 therefore, none of the 504 participants from these sites were included in the main analyses,
224 although sensitivity analyses including these data were performed.

VAT0008

13 January 2023

225 In the current analysis, 13,002 participants were randomized to receive the study vaccine (n=6,512)
226 or placebo (n=6,490) up to the cut-off date of 15 March 2022 (**Figure 1**). Of those, 414 participants
227 (3.2%) discontinued the study, 89 of whom discontinued PD2 (**Supplementary Appendix Section**
228 **2.1**). The main analysis sets are presented in **Supplementary Appendix 2.2**.

229 A total of 12,924 participants received ≥ 1 study injection (SafAS), for whom demographic
230 characteristics are reported based on first visit samples (**Table 1**). Patient demographics were
231 comparable across treatment groups. The mean (SD) age was 36.1 (12.9) years and 58.4% were male
232 (**Table 1**). 75% of participants had evidence of prior infection (non-naïve) at enrollment. High-risk
233 medical conditions were present in 32.2% of participants (**Table 1** and **Supplementary Appendix**
234 **Section 2.3**).

235 In both treatment groups, the longest duration of follow-up was 148 days (median 85 days) PD1 and
236 118 days (median 58 days) PD2 (**Supplementary Appendix Sections 2.4 and 2.5**). The proportion of
237 patients with ≥ 2 months' follow-up at the data cut-off date was 67.4% (8,706/12,924) PD1 and
238 47.2% (5,453/11,543) PD2. Variant distribution according to time and country is shown in **Figure 2**.

239 *Efficacy*

240 The mFAS-PD2 set comprised 11,416 participants (5736 [50.2%] in the vaccine group; 5680 [49.8%]
241 in the placebo group). 121 symptomatic COVID-19 episodes were reported ≥ 14 days PD2 (32 in the
242 vaccine vs 89 in the placebo group), with an overall VE of 64.7% (95% CI 46.6; 77.2%) which met the
243 primary efficacy endpoint (**Figure 3**). Similar results were reported in the sensitivity analysis
244 including Ukrainian participants (**Supplementary Appendix Section 2.6**). The cumulative incidence
245 rate of symptomatic COVID-19 was higher in the placebo group than in the vaccine group starting
246 from 14 days after the second dose (**Figure 4**).

247 Five participants (three vaccine recipients, two placebo recipients) reported severe COVID-19, and
248 12 participants reported moderate or worse symptomatic COVID-19 (five vaccine recipients, seven

VAT0008

13 January 2023

249 placebo recipients) occurring from 14 days PD2 in mFAS-PD2 participants. Two placebo recipients in
250 the mFAS-PD2 were hospitalized with COVID-19, and there were no deaths associated with COVID-
251 19 reported in the study.

252 VE against symptomatic COVID-19 infection in non-naïve participants was 75.1% (95% CI: 56.3%;
253 86.6%), while in naïve participants the point estimate for VE was 30.9% (95% CI -39.3%; 66.7%)
254 (**Figure 3**). The cumulative incidence was higher in the placebo group than in the vaccine group
255 starting from 14 days PD2 in non-naïve participants and after approximately 30 days PD2 in naïve
256 participants (**Figure 4**). The overall VE against symptomatic COVID-19 was 60.3% (95% CI 47.1%;
257 70.5%) PD1 (**Supplementary Appendix Section 2.7**). The higher cumulative incidence in the placebo
258 group started within 14 days PD1 in naïve, non-naïve and all participants in the mFAS-PD1
259 population (**Supplementary Appendix 2.8**).

260 Efficacy results against symptomatic disease in all participants and subgroups are shown in **Figure 3**
261 and **Supplementary Appendix Section 2.9**. Efficacy against asymptomatic SARS-CoV-2 infection
262 (assessed in naïve participants only) was 1.2 (95% CI -31.0; 25.5) with 100 cases in the vaccine group
263 and 107 cases in the placebo group (**Supplementary Appendix Section 2.10**).

264 *Viral variants*

265 Of the 121 adjudicated cases, the causative viral strain was sequenced in 68 cases (56%), with the
266 majority (63/68) corresponding to the BA.1 and BA.2 subvariants of Omicron and the others
267 corresponding to Delta (4/68). One participant had mixed infection with the Omicron and Delta
268 variants and was included in the analysis for both variants. Results for the other 53 adjudicated cases
269 (approximately 44%) were not available for different reasons (**Supplementary Appendix Section**
270 **2.11**).

271 Among the 68 sequenced cases, 64 were Omicron (14 in the vaccine recipients and 50 in the placebo
272 recipients), with the Omicron-specific VE estimated as 72.5% (95% CI: 49.5; 86.0) (**Figure 3**). Kaplan-

VAT0008

13 January 2023

273 Meier analyses showed higher cumulative incidence in the placebo group compared with the vaccine
274 group 14 days PD2 (**Supplementary Appendix Section 2.12**). There was also a favorable case split
275 relating to the Delta variant: no Delta-related COVID-19 cases in the vaccine group versus five cases
276 in the placebo group.

277 The VE against symptomatic COVID-19 caused by the Omicron or undefined variants (sensitivity
278 analyses) was 63.1% (95% CI 43.9; 76.2%) in all participants, 73.8% (95% CI 53.9; 85.9) in non-naïve
279 participants and 27.6% (95% CI -47.3; 65.3) in naïve participants (**Supplementary Appendix Section**
280 **2.13**).

281 *Safety*

282 A summary of safety outcomes in patients who received at least one injection of vaccine or placebo
283 (SafAS population) are reported in **Table 2** and **Supplementary Appendix Sections 2.14** and **2.15**.

284 For both the vaccine and placebo groups, immediate unsolicited AEs and adverse reactions (ARs) ≤ 30
285 minutes after any injection were reported by $<0.1\%$. In the reactogenicity subset (N=4,823), solicited
286 reactions (SISRs and SSRs) ≤ 7 days after any injection occurred in 57.8% vaccine recipients and 40.9%
287 placebo recipients (**Figure 5**).

288 Grade 3 solicited reactions were reported by 8.1% of vaccine recipients and 4.9% of the placebo
289 recipients within 7 days after any injection, with comparable frequency PD1 and PD2 in the vaccine
290 group (**Table 2**; **Figure 5**; **Supplementary Appendix Section 2.14**).

291 The proportion of MAAEs reported was similar in the vaccine (5.7%) and placebo (6.0%) groups. The
292 proportion of AESIs, SAEs and deaths were $<1\%$ in both study arms; no AE, AESI, SAE or death was
293 deemed to be treatment related. There were no reported cases of thrombosis with
294 thrombocytopenia syndrome, myocarditis, pericarditis, Bell's Palsy, or Guillain–Barré syndrome.

295 **Discussion**

VAT0008

13 January 2023

296 This is the first report of an efficacy trial conducted with a variant COVID-19 vaccine. In this Phase 3
297 study evaluating a bivalent vaccine as a primary series during the period of predominant Omicron
298 (BA.1 and BA.2) circulation, the primary objective of demonstrating efficacy against symptomatic
299 COVID-19 of >50%, with a lower bound of the 95% confidence interval >30%, in all participants was
300 met.

301 The epidemiological context for this efficacy trial is markedly different from those conducted at the
302 pandemic's onset.^{18,19} A large proportion of participants had serological evidence of previous
303 infection representative of the epidemiological situation at the time of the study. Thus, the VE
304 against symptomatic COVID-19 in non-naïve participants of 75% observed in this study starting 14
305 days PD1 is of particular relevance. This also suggests the potential use of the vaccine as a booster
306 dose at this stage of the pandemic when most of the population have already been exposed to the
307 virus or have been vaccinated. Lower VE was observed in naïve individuals, albeit the number of
308 participants in this sub-group was limited. These are consistent with observations in other efficacy
309 trials^{20,21} and the high antibody titres observed in animal studies.¹¹

310 During the surveillance period, two major variants were circulating: Omicron (BA.1 and BA.2
311 subvariants) and to a lesser extent Delta, with no cases of BA.4 and BA.5. Thus, the data reported
312 here is the first assessment of clinical efficacy of a COVID-19 vaccine against the Omicron variant.
313 Since sequencing results were unavailable in approximately 44% of the cases in the mFAS-PD2, we
314 conducted sensitivity analyses that assumed these cases were caused by Omicron variants, and VE
315 was also demonstrated.

316 Primary immunization with two doses of prototype vaccines provided limited protection against
317 symptomatic disease caused by the Omicron variant. We demonstrated efficacy against Omicron
318 with two doses of a Beta-containing variant as opposed to previous reports of high efficacy against
319 Omicron following three doses of mRNA vaccines.²² A BNT162b2 or mRNA-1273 booster after a
320 primary course substantially increased protection, but that protection waned over time.²³ Variant-

VAT0008

13 January 2023

321 updated COVID-19 vaccines²⁴ and booster vaccines incorporating Omicron subvariants are under
322 development or are authorized for use. Their use has been endorsed by global regulators provided
323 that novel COVID-19 booster vaccines containing alternative variants still confer adequate protection
324 against Omicron and other VOCs. Our Beta strain-containing vaccine confers protection against
325 newly emergent variants, thus providing clinical evidence that broad cross-protection can be
326 conferred by such vaccines, and challenges the current paradigm of variant-chasing vaccine strain
327 composition.

328 While the exact mechanism of cross-protection is unknown, it may be primarily related to the
329 B.1.3.5.1 component of the bivalent vaccine. Substitutions in the Beta variant spike at positions
330 K417N, E484K, N501Y may provide new antibody epitopes which are well-positioned to provide
331 cross-neutralizing immunogenicity against a wide array of variants including contemporary
332 circulating strains.¹⁵ The results of this study in Omicron-confirmed cases suggests the potential for a
333 Beta variant containing variant vaccine to be used as a part of a booster program, and a beta variant
334 containing vaccine (VidPrevtyn Beta) has now been recommended as a booster in adults previously
335 vaccinated with a mRNA or adenoviral vector COVID-19 vaccine.²⁵ Results from a booster study in
336 individuals previously primed with the CoV2 preS dTM-AS03 (D614) vaccine or with other approved
337 mRNA and adenovirus-vectored vaccines, confirmed that a booster with an CoV2 preS dTM-AS03
338 (B.1.351, Beta) vaccine delivered an immune response comparable to that of the bivalent (ancestral
339 + Beta variant) booster (in press).

340 The number of severe COVID-19 cases or hospitalizations was limited; however, all hospitalized
341 cases were observed in the placebo group. The few severe and hospitalized cases may have been
342 due to the Omicron variant leading to milder COVID-19 disease versus other variants, particularly as
343 most participants had already experienced a prior SARS-CoV-2 infection.²⁶ Additionally, most
344 participants in this study were younger adults aged 18–59 years with lower risk of severe COVID-19

VAT0008

13 January 2023

345 than older people.^{27,28} Of note, the VE in participants aged 18–59 years with risk factors for severe
346 COVID 19 was similar to that in the same age group without risk factors.

347 The bivalent vaccine showed an acceptable reactogenicity profile in this study; after both doses, AEs
348 were mostly mild to moderate and transient, regardless of participant age or prior infection.

349 Injection-site and systemic reactions were each reported by less than half of participants in the
350 reactogenicity subset. These rates may indicate potentially less reactogenicity compared with

351 mRNA-based licensed vaccines, although these vaccines have not been evaluated together in the
352 context of a single trial.^{29,30} No cases of myocarditis, pericarditis or thrombosis with

353 thrombocytopenia syndrome were reported during the observed 2–3 months of safety follow-up,
354 which have previously been reported after vaccination with other vaccines.³¹⁻⁴¹

355 Our study has limitations. Due to the limited number of older adults (≥ 60 years) enrolled in the trial,

356 VE could not be accurately estimated in this age group. This was most likely due to the roll-out of
357 vaccines authorized for emergency use in this age category available at the time of the study. The

358 limited number of hospitalized and severe cases prevented any conclusions for VE against these

359 outcomes. The short duration of follow-up (median length of follow up PD2 was 58 days) also

360 precluded conclusions on the durability of the vaccine's protection and long-term safety. Because

361 immunogenicity results were not available, correlates of protection could not be assessed. While

362 sequencing was attempted on all primary endpoint cases, results were only available in

363 approximately 56% of primary endpoints. We observed a higher rate of missing sequence data in the

364 vaccine group (56%) compared to the placebo group (39%). One explanation for this observation is

365 the potential impact of the vaccine on reducing viral load. Although the higher rate of missing data in

366 the vaccine group may bias the variant-specific efficacy estimates, sensitivity analyses confirmed

367 efficacy against Omicron.

368 **Conclusions**

VAT0008

13 January 2023

369 Our results demonstrate the clinical efficacy of a beta variant containing vaccine to protect against
370 different SARS-CoV-2 variants, including Omicron (BA.1 and BA.2), and an acceptable safety profile in
371 adults <60 years old. These data show that vaccines developed with an antigen from a non-
372 predominant strain can confer cross- protection against newly emergent variants.

373

374 **Statements**

375 **Data sharing statement**

376 Qualified researchers can request access to patient-level data and related study documents,
377 including the clinical study report, study protocol with any amendments, blank case report forms,
378 statistical analysis plan, and dataset specifications. Patient-level data will be anonymized and study
379 documents will be redacted to protect the privacy of trial participants. Further details on Sanofi's
380 data sharing criteria, eligible studies, and process for requesting access can be found at
381 <https://vivli.org/>.

382 **Declaration of interests**

383 GHD, MIB, BF, M-HG, CAG, RMC, SS are Sanofi employees. MIB, BF, M-HG, CAG, RMC, SS hold stock
384 or stock options in Sanofi. SS hold patents pending on COVID-19 vaccine. RMC has Received
385 institutional funding from BARDA for the present study; has received support for attending meetings
386 and/or travel from Sanofi; and holds patents planned, issued or pending from Sanofi. M-HG has
387 received payment or honoraria for lectures, presentations, speakers' bureaus, manuscript writing or
388 educational events from Sanofi. NR has received institutional funding from the National Institutes of
389 Health; and institutional grants or contracts from Merck, Sanofi, Quidel, Pfizer and Lilly. SRW has
390 received institutional funding from Sanofi and the National Institute of Allergy and
391 Immunology/National Institutes of Health; and institutional grants or contracts from Janssen
392 Vaccines/Johnson & Johnson, Moderna Tx, Vir Biotechnology and Worcester HIV vaccine; has
393 participated on data safety monitoring or advisory boards for Janssen Vaccines/Johnson & Johnson;
394 and his spouse holds stock/stock options in Regeneron Pharmaceuticals. NG has received
395 institutional funding from Sanofi, GSK and the National Institute of Allergy and Immunology/National
396 Institutes of Health; and is in receipt of grants or contracts from the NIH/NIAID/DAIDS. MA is an
397 employee of the NIAID, which funded aspects of the current study. MAC and MK are employees of
398 GSK and owns shares in the GSK group of companies. LS is an employee of the GSK group of

VAT0008

13 January 2023

399 companies. MJ and JJK have received institutional support from Sanofi and the NIAID/NIH with
400 respect to this study. MLR has received institutional support/contracts for the present manuscript
401 from WRAIR IPA and the US Medical Research and Development Command. MA is an employee of
402 the NIAID, which funded aspects of the current study; The NIAID provides grant funding to the HIV
403 Vaccine Trials Network (HVTN) Leadership and Operations Center (UM1 AI 68614HVTN), the
404 Statistics and Data Management Center (UM1 AI 68635), the HVTN Laboratory Center (UM1 AI
405 68618), the HIV Prevention Trials Network Leadership and Operations Center (UM1 AI 68619), the
406 AIDS Clinical Trials Group Leadership and Operations Center (UM1 AI 68636), and the Infectious
407 Diseases Clinical Research Consortium leadership group 5 (UM1 AI 148684-03). SSa was a Sanofi
408 employee at the time of study conduct; and holds patents planned, issued or pending on COVID-19
409 vaccines. AC, JA KPA, ASB, TB, DD, MKJ, HK, RM, NM, HR, SMVM, FS, JT, TAW, SG have no interests to
410 declare.

411 **Acknowledgements**

412 The authors thank all participants, investigators, and study site personnel who took part in this
413 study, including: those from the Ghana Health Service Kintampo Health Research Centre; Kwame
414 Ayisi Boateng, Anthony Afum-Adjei Awuah; Melvin Agbogbately; Ebenezer Ahenkan, and Esther
415 Daley Matey from the Kwame Nkrumah University of Science and Technology (KNUST), Kumasi,
416 Ghana; Claudia Pimentel from the Instituto Nacional de Pediatría, México; Victor Mudhune Otieno,
417 Grace Mugure Mboya, Zipporah Nyamoita Buko, and Taraz Samandari from the KEMRI CGHR
418 Kisumu Kenya; Andrea Accini Valencia, Melissa Accini Valencia, Andrea de Moya, and Yineth
419 Conrado, from the IPS Cenatro Científico S.A.A, Colombia; Kenneth K Ngure, Eddah Mbugua, Stanley
420 Ndwiga, Stephen Maina Gakuo, Philip Mwangi, David Chege, Jacinta Nyokabi, and Mercy Nyawira,
421 from the PHRD-Thika KEMRI Clinic, Thika, Kenya; Nichlous Ssebudde, Mary Grace Nalubega, Jenifer
422 Alaba, Emmanuel Obonyo, Raymondo Oola, Harriet Tino, Geoffrey Magombe, Vanon Kyehayo, Ritah
423 Norah Nalybwama, Rebecca Asimire, Denis Wokorac, Agnes Alimo, and Abigail Link, from the SICRA

VAT0008

13 January 2023

424 site at Lira Regional Referral Hospital, Uganda; Korutaro Violet, Elyanu Peter James, Baguma Allan,
425 Kekitiinwa Adeodata, Sekabira Rogers, Ssebunnya Billy, and Ashaba Justus from the Baylor College of
426 Medicine Children’s Foundation-Uganda; Maricianah Onono, Imeldah Wakhungu, Kevin Onyango,
427 Dismas Congo, Samya Rashid, Florence Ondiek, George Otieno, Job Ouma, Donnavane Ondego,
428 Maqline Juma, Penina Amboka, Perez Odhiambo, Mildred Obare, Teresia Otieno, Caren Awinja, and
429 Lizzie Kabete, from the Kenya Medical Research Institute – Centre for Microbiological Research,
430 Research Care and Training Program; Lorena Buitrago from the Centro de Atencion e Investigacion
431 Medica S.A.S. – Caimed S.A.S – sede Bogotá; Patrick Ansah, Oscar Bangre, Michael Bandasua
432 Kaburise and Francis Broni, from the Navrongo Health Research Centre, Ghana; Shelly Ramirez, Gail
433 Broder, Liz Breisemeister, Jim Kublin, David Benkeser, and John Hural, from the Fred Hutch Cancer
434 Center, Seattle, WA, USA; Seyram Kaali, Samuel Harrison, Prince Agyapong, Felicia Serwah, Cynthia
435 Bema, Elvis Eilson, Afia Korkor Opere Yeboah, Dennis Adu-Gyasi, Elisha Adeniji, Owusu Boahen, and
436 Zakariah Buwah from the Research and Development Division, Ghana Health Service, Kintampo
437 North Municipality, Kintampo; Oumou Maiga-Ascofare from the Kumasi Center for Collaborative
438 Research in Tropical Medicine, Kumasi. The authors would also like to thank the Ministry of Health &
439 Population, Government of Nepal for providing swift approval to conduct this trial in Nepal

440 The authors acknowledge Steven Goodrick PhD and Nicola Truss PhD of inScience Communications,
441 Springer Healthcare Ltd, London, UK, for providing medical writing assistance with the preparation
442 of this manuscript, funded by Sanofi. The authors also thank Hanson Geevarghese for providing
443 editorial assistance and manuscript coordination on behalf of Sanofi.

444 Funding was provided by Sanofi and by federal funds from the Biomedical Advanced Research and
445 Development Authority, part of the office of the Administration for Strategic Preparedness and
446 Response at the U.S. Department of Health and Human Services under contract number
447 HHSO100201600005I, and in collaboration with the U.S. Department of Defense Joint Program
448 Executive Office for Chemical, Biological, Radiological and Nuclear Defense under contract number

VAT0008

13 January 2023

449 W15QKN-16-9-1002. The views presented here are those of the authors and do not purport to
450 represent those of the Department of the Army. This work was done in collaboration with GSK, who
451 provided access to, and use of, the AS03 Adjuvant System.

452 The NIAID provides grant funding to the HIV Vaccine Trials Network (HVTN) Leadership and
453 Operations Center (UM1 AI 68614HVTN), the Statistics and Data Management Center (UM1 AI
454 68635), the HVTN Laboratory Center (UM1 AI 68618), the HIV Prevention Trials Network Leadership
455 and Operations Center (UM1 AI 68619), the AIDS Clinical Trials Group Leadership and Operations
456 Center (UM1 AI 68636), and the Infectious Diseases Clinical Research Consortium leadership group 5
457 (UM1 AI 148684-03).

458 **Role of the funding source**

459 The funders were involved in the study design, data collection, data analysis, data interpretation,
460 writing of the report, and the decision to submit the paper for publication. GSK provided access to,
461 and use of, the AS03 Adjuvant System.

References

1. Cai Y, Zhang J, Xiao T, et al. Structural basis for enhanced infectivity and immune evasion of SARS-CoV-2 variants. *Science* 2021;373:642-8.
2. Emary KRW, Golubchik T, Aley PK, et al. Efficacy of ChAdOx1 nCoV-19 (AZD1222) vaccine against SARS-CoV-2 variant of concern 202012/01 (B.1.1.7): an exploratory analysis of a randomised controlled trial. *Lancet* 2021;397:1351-62.
3. Madhi SA, Baillie V, Cutland CL, et al. Efficacy of the ChAdOx1 nCoV-19 Covid-19 Vaccine against the B.1.351 Variant. *N Engl J Med* 2021;384:1885-98.
4. Shinde V, Bhikha S, Hoosain Z, et al. Efficacy of NVX-CoV2373 Covid-19 Vaccine against the B.1.351 Variant. *N Engl J Med* 2021;384:1899-909.
5. Desai D, Khan AR, Soneja M, et al. Effectiveness of an inactivated virus-based SARS-CoV-2 vaccine, BBV152, in India: a test-negative, case-control study. *The Lancet Infectious Diseases*.
6. Buchan SA, Chung H, Brown KA, et al. Effectiveness of COVID-19 vaccines against Omicron or Delta symptomatic infection and severe outcomes. *medRxiv* 2022:2021.12.30.21268565.
7. Collie S, Champion J, Moultrie H, Bekker L-G, Gray G. Effectiveness of BNT162b2 Vaccine against Omicron Variant in South Africa. *New England Journal of Medicine* 2021;386:494-6.
8. Adapted vaccine targeting BA.4 and BA.5 Omicron variants and original SARS-CoV-2 recommended for approval European Medicines Agency, 2022. (Accessed 4 Oct, 2022, at <https://www.ema.europa.eu/en/news/adapted-vaccine-targeting-ba4-ba5-omicron-variants-original-sars-cov-2-recommended-approval>.)
9. Coronavirus (COVID-19) Update: FDA Authorizes Moderna, Pfizer-BioNTech Bivalent COVID-19 Vaccines for Use as a Booster Dose. US Food and Drug Administration, 2022. (Accessed 4 Oct, 2022, at <https://www.fda.gov/news-events/press-announcements/coronavirus-covid-19-update-fda-authorizes-moderna-pfizer-biontech-bivalent-covid-19-vaccines-use>.)
10. Berry CP, V; Anosova, N; Kishko, M; Huang, D; Tibbitts, T; Raillard, A; Gautheron, S; Cummings, S; Bangari, D; Kar, S; Atyeo, C; Deng, Y; Alter, G; Gutzeit, C; Koutsoukos, M; Chicz, R; Lecouturier, V. A Beta-containing bivalent SARS-CoV-2 spike protein vaccine candidate with AS03 elicits durable and broad neutralization of variants including Omicron in macaques and confers protection in hamsters. Preprint 2022.
11. Pavot V, Berry C, Kishko M, et al. Protein-based SARS-CoV-2 spike vaccine booster increases cross-neutralization against SARS-CoV-2 variants of concern in non-human primates. *Nature communications* 2022;13:1699.
12. Joffe S, Babiker A, Ellenberg SS, et al. Data and Safety Monitoring of COVID-19 Vaccine Clinical Trials. *The Journal of infectious diseases* 2021;224:1995-2000.
13. Garçon N, Vaughn DW, Didierlaurent AM. Development and evaluation of AS03, an Adjuvant System containing α -tocopherol and squalene in an oil-in-water emulsion. *Expert review of vaccines* 2012;11:349-66.
14. Goepfert PA, Fu B, Chabanon AL, et al. Safety and immunogenicity of SARS-CoV-2 recombinant protein vaccine formulations in healthy adults: interim results of a randomised, placebo-controlled, phase 1-2, dose-ranging study. *Lancet Infect Dis* 2021;21:1257-70.
15. Sridhar S, Joaquin A, Bonaparte MI, et al. Safety and immunogenicity of an AS03-adjuvanted SARS-CoV-2 recombinant protein vaccine (CoV2 preS dTM) in healthy adults: interim findings from a phase 2, randomised, dose-finding, multicentre study. *Lancet Infect Dis* 2022.
16. Shrestha L, Lin MJ, Xie H, et al. Clinical Performance Characteristics of the Swift Normalase Amplicon Panel for Sensitive Recovery of Severe Acute Respiratory Syndrome Coronavirus 2 Genomes. *The Journal of molecular diagnostics : JMD* 2022;24:963-76.
17. Covid_Swift_pipeline. 2022. (Accessed 11 November, 2022, at https://github.com/greninger-lab/covid_swift_pipeline.)
18. Baden LR, El Sahly HM, Essink B, et al. Efficacy and Safety of the mRNA-1273 SARS-CoV-2 Vaccine. *N Engl J Med* 2021;384:403-16.

19. Polack FP, Thomas SJ, Kitchin N, et al. Safety and Efficacy of the BNT162b2 mRNA Covid-19 Vaccine. *N Engl J Med* 2020;383:2603-15.
20. Hall V, Foulkes S, Insalata F, et al. Protection against SARS-CoV-2 after Covid-19 Vaccination and Previous Infection. *N Engl J Med* 2022;386:1207-20.
21. Murugesan M, Mathews P, Paul H, Karthik R, Mammen JJ, Rupali P. Protective effect conferred by prior infection and vaccination on COVID-19 in a healthcare worker cohort in South India. *PLoS One* 2022;17:e0268797.
22. Accorsi EK, Britton A, Fleming-Dutra KE, et al. Association Between 3 Doses of mRNA COVID-19 Vaccine and Symptomatic Infection Caused by the SARS-CoV-2 Omicron and Delta Variants. *Jama* 2022;327:639-51.
23. Adams K, Rhoads JP, Surie D, et al. Vaccine effectiveness of primary series and booster doses against covid-19 associated hospital admissions in the United States: living test negative design study. *Bmj* 2022;379:e072065.
24. Interim statement on decision-making considerations for the use of variant updated COVID-19 vaccines. . World Health Organisation, 2022. (Accessed 30 June, 2022, at <https://www.who.int/news/item/17-06-2022-interim-statement-on-decision-making-considerations-for-the-use-of-variant-updated-covid-19-vaccines>.)
25. EMA recommends approval of VidPrevtyn Beta as a COVID 19 booster vaccine. European Medicines Agency. (Accessed 14 November, 2022, at <https://www.ema.europa.eu/en/news/ema-recommends-approval-vidprevtyn-beta-covid-19-booster-vaccine>.)
26. Meo SA, Meo AS, Al-Jassir FF, Klonoff DC. Omicron SARS-CoV-2 new variant: global prevalence and biological and clinical characteristics. *European review for medical and pharmacological sciences* 2021;25:8012-8.
27. Zhang H, Wu Y, He Y, et al. Age-Related Risk Factors and Complications of Patients With COVID-19: A Population-Based Retrospective Study. *Front Med (Lausanne)* 2021;8:757459.
28. Levin AT, Hanage WP, Owusu-Boaitey N, Cochran KB, Walsh SP, Meyerowitz-Katz G. Assessing the age specificity of infection fatality rates for COVID-19: systematic review, meta-analysis, and public policy implications. *Eur J Epidemiol* 2020;35:1123-38.
29. Spikevax: summary of product characteristics. European Medicines Agency, 2022. (Accessed 7 November, 2022, at https://www.ema.europa.eu/en/documents/product-information/spikevax-previously-covid-19-vaccine-moderna-epar-product-information_en.pdf.)
30. Comirnaty: summary of product characteristics. European Medicines Agency, 2022. (Accessed 7 November, 2022, at https://www.ema.europa.eu/en/documents/product-information/comirnaty-epar-product-information_en.pdf.)
31. Lai FTT, Li X, Peng K, et al. Carditis After COVID-19 Vaccination With a Messenger RNA Vaccine and an Inactivated Virus Vaccine : A Case-Control Study. *Ann Intern Med* 2022;175:362-70.
32. Patone M, Mei XW, Handunnetthi L, et al. Risks of myocarditis, pericarditis, and cardiac arrhythmias associated with COVID-19 vaccination or SARS-CoV-2 infection. *Nat Med* 2022;28:410-22.
33. Husby A, Hansen JV, Fosbøl E, et al. SARS-CoV-2 vaccination and myocarditis or myopericarditis: population based cohort study. *Bmj* 2021;375:e068665.
34. Karlstad Ø, Hovi P, Husby A, et al. SARS-CoV-2 Vaccination and Myocarditis in a Nordic Cohort Study of 23 Million Residents. *JAMA Cardiol* 2022;7:600-12.
35. Mevorach D, Anis E, Cedar N, et al. Myocarditis after BNT162b2 mRNA Vaccine against Covid-19 in Israel. *The New England journal of medicine* 2021;385:2140-9.
36. Witberg G, Barda N, Hoss S, et al. Myocarditis after Covid-19 Vaccination in a Large Health Care Organization. *The New England journal of medicine* 2021;385:2132-9.
37. Montgomery J, Ryan M, Engler R, et al. Myocarditis Following Immunization With mRNA COVID-19 Vaccines in Members of the US Military. *JAMA Cardiol* 2021;6:1202-6.
38. Oster ME, Shay DK, Su JR, et al. Myocarditis Cases Reported After mRNA-Based COVID-19 Vaccination in the US From December 2020 to August 2021. *Jama* 2022;327:331-40.

VAT0008

13 January 2023

39. Husby A, Køber L. COVID-19 mRNA vaccination and myocarditis or pericarditis. *The Lancet* 2022;399:2168-9.
40. Hafeez MU, Ikram M, Shafiq Z, et al. COVID-19 Vaccine-Associated Thrombosis With Thrombocytopenia Syndrome (TTS): A Systematic Review and Post Hoc Analysis. *Clinical and Applied Thrombosis/Hemostasis* 2021;27:10760296211048815.
41. Novavax HCP Fact Sheet 09122022. US Food and Drug Administration, 2022. (Accessed 13 October, 2022, at <https://www.fda.gov/media/159897/download>.)

Tables and Figures

Table 1: Demographics and clinical characteristics at baseline in the participants who received at least one injection (SafAS)

	Vaccine group (N=6,472)	Placebo group (N=6,450)	Total (N=12,924*)
Sex, n (%)			
Male	3789 (58.5)	3751 (58.2)	7542 (58.4)
Female	2683 (41.5)	2699 (41.8)	5382 (41.6)
Age, years			
Mean (SD)	36.1 (13.0)	36.0 (12.9)	36.1 (12.9)
Median (min; max)	34.0 (18.0; 93.0)	34.0 (18.0; 93.0)	34.0 (18.0; 93.0)
Age categories, n (%)			
18-59 years	6078 (93.9)	6067 (94.1)	12,147 (94.0)
≥60 years	394 (6.1)	383 (5.9)	777 (6.0)
BMI, mean (SD); median (Q1; Q3)	23.8 (4.61); 22.9 (20.7; 25.8)	23.8 (4.41) 22.9 (20.8; 25.8)	23.8 (4.51) 22.9 (20.7; 25.8)
Race, n (%)			
American Indian or Alaskan native	408 (6.3)	402 (6.2)	811† (6.3)
Asian	2562 (39.6)	2567 (39.8)	5129 (39.7)
Black or African American	2873 (44.4)	2854 (44.2)	5727 (44.3)
White	36 (0.6)	38 (0.6)	74 (0.6)
Multiracial	5 (<0.1)	6 (<0.1)	11 (<0.1)
Not reported	95 (1.5)	82 (1.3)	177 (1.4)
Ethnicity, n (%)			
Hispanic or Latino	1056 (16.3)	1051 (16.3)	2109† (16.3)
Not Hispanic or Latino	5381 (83.1)	5372 (83.3)	10,753 (83.2)
Not reported	15 (0.2)	13 (0.2)	28 (0.2)
Country, n (%) (%)			
Mexico	495 (7.6)	493 (7.6)	989 (7.7)
Colombia	537 (8.3)	532 (8.2)	1070 (8.3)
India	1661 (25.7)	1672 (25.9)	3333 (25.8)
Uganda	212 (3.3)	206 (3.2)	418 (3.2)
Ghana	597 (9.2)	598 (9.3)	1195 (9.2)
Kenya	2066 (31.9)	2052 (31.8)	4118 (31.9)
Nepal	904 (14.0)	897 (13.9)	1801 (13.9)
Prior SARS-CoV-2 infection, n (%)			
Naïve at Day 1	588 (9.1)	588 (9.1)	1176 (9.1)
Non-naïve at Day 1	4860 (75.1)	4831 (74.9)	9693 (75.0)
Undetermined at Day 1	1024 (15.8)	1031 (16.0)	2055 (15.9)
Naïve at Day 22	333 (5.1)	350 (5.4)	683 (4.3)
Non-naïve at Day 22	5478 (84.6)	5486 (85.1)	10,966 (94.8)
Undetermined at Day 22	661 (10.2)	614 (9.5)	1275 (0.9)
High-risk medical condition			

VAT0008

13 January 2023

Yes	2095 (32.4)	2070 (32.1)	4165 (32.2)
No	4377 (67.6)	4380 (67.9)	8759 (67.8)

*Two participants received a vaccine at V1 but whether they received the vaccine or the placebo is unknown. Therefore there is a difference of 2 participants in the total number of participants of the SafAS.

†One of the 2 participants who had missing information about the vaccine/placebo was American Indian or Alaska Native. For the other participant, the race was unknown although the ethnicity was Hispanic or Latino.

Table 2: Summary of safety outcomes in patients who received at least one injection (SafAS)

Population	Vaccine (N=6472)		Placebo (N=6450)	
	n/M	% (95% CI)	n/M	% (95% CI)
Patients experiencing at least one of the following within 30 minutes after any injection				
SafAS				
Immediate unsolicited AE	4/6472	<0.1 (0–0.2)	7/6450	0.1 (0–0.2)
Immediate unsolicited AR	4/6472	<0.1 (0–0.2)	6/6450	<0.1 (0–0.2)
Patients experiencing at least one solicited reaction within 7 days after an injection				
RSafAS				
Solicited reaction	1398/2420	57.8 (55.8–59.7)	983/2403	40.9 (38.9–42.9)
Grade 3 solicited reaction	196/2420	8.1 (7.0–9.3)	118/2403	4.9 (4.1–5.9)
Solicited injection site reaction	1130/2419	46.7 (44.7–48.7)	645/2403	26.8 (25.1–28.7)
Grade 3 solicited injection site reaction	98/2419	4.1 (3.3–4.9)	43/2403	1.8 (1.3–2.4)
Solicited systemic reaction	1100/2420	45.5 (43.5–47.5)	823/2403	34.2 (32.4–36.2)
Grade 3 solicited systemic reaction	172/2420	7.1 (6.1–8.2)	109/2403	4.5 (3.7–5.4)
Patients experiencing at least one of the following up to analysis cut-off date				
SafAS				
AE leading to study termination	5/6472	<0.1 (0–0.2)	5/6450	<0.1 (0–0.2)
SAE	30/6472	0.5 (0.3–0.7)	26/6450	0.4 (0.3–0.6)
Related SAE	0/6472	0 (0–0.1)	0/6450	0 (0–0.1)
Death*	4/6472	<0.1 (0–0.2)	6/6450	<0.1 (0–0.2)
AESI	1/6472	<0.1 (0–0.1)	1/6450	<0.1 (0–0.1)
Related AESI	0/6472	0 (0–0.1)	0/6450	0 (0–0.1)
MAAE	366/6472	5.7 (5.1–6.2)	385/6450	6.0 (5.4–6.6)
Related MAAE	11/6472	0.2 (0.1–0.3)	7/6450	0.1 (0.1–0.2)
COVID-19-associated MAAE	67/6472	1.0 (0.8–1.3)	86/6450	1.3 (1.1–1.6)
Virologically confirmed SARS-CoV-2 infection and/or symptomatic COVID-19 (regardless of adjudication)**	928/6472	14.3 (13.5–15.2)	1181/6450	18.3 (17.4–19.3)
<p>M: Number of participants with available data for the relevant endpoint (for solicited AEs) and for corresponding subgroup for unsolicited AEs. n: number of participants experiencing the endpoint listed. The denominator for the reatogenicity subset was 4823 (i.e., the first 2000 participants recruited to each trial arm and all participants ≥60 years of age).</p> <p>*Four deaths in the vaccine group due to angioedema (after carbimazole and propranolol administration), acute respiratory distress syndrome (negative Covid-19 test), chronic kidney disease, and gunshot wound. Six deaths in the placebo group due to hepatic failure, inguinal hernia, desmoid fibromatosis tumor, esophageal carcinoma, enterocolitis hemorrhagic, and septic shock tumor. None of the deaths were considered related to the treatment.</p>				

VAT0008

13 January 2023

**Cases collected for safety purposes; not necessarily laboratory-confirmed.
AE, adverse event; AESI, adverse events of special interest; MAAE, medically attended adverse events SAE, serious adverse event. RSafAS, reactogenicity safety analysis set. SafAS: safety analysis set.

Figure Legends

Figure 1: CONSORT diagram for patient flow through the study

Figure 2: Variant distribution by country and calendar time in all participants, regardless of prior SARS-CoV-2 infections (mFAS-PD2)

Figure 3: Forest plots for efficacy outcomes against symptomatic disease in all participants and subgroups caused by (A) all variants and (B) for the Omicron variant

Figure 4: Kaplan-Meier cumulative incidence of symptomatic COVID-19 in the mFAS-PD2 population (overall, naïve and non-naïve populations)

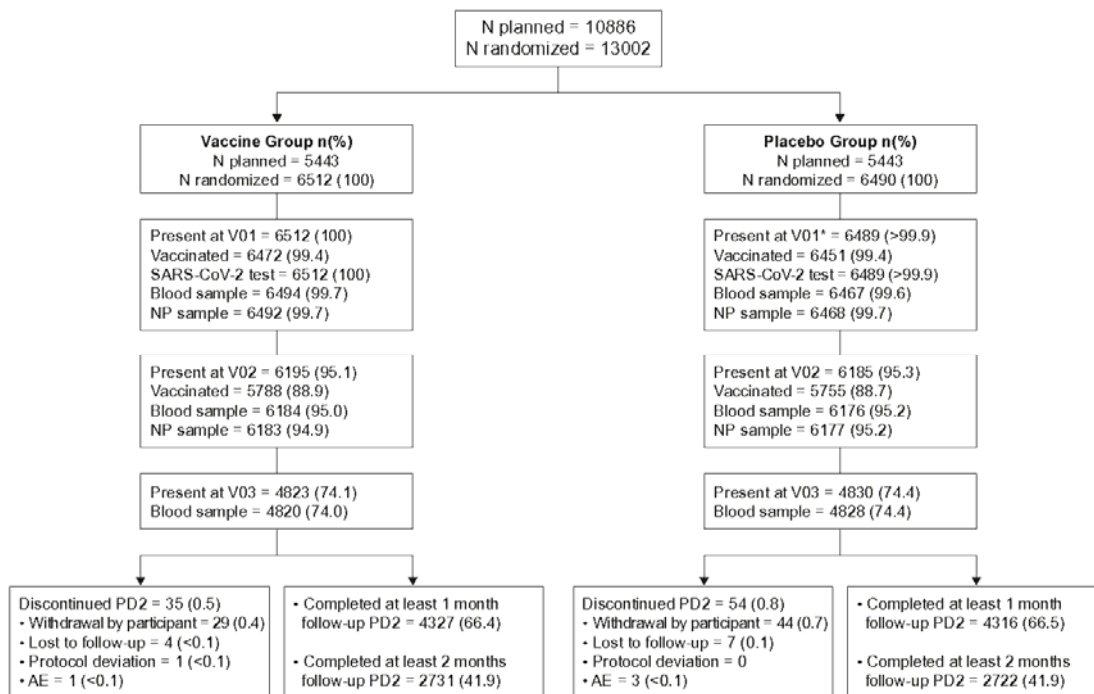
Figure 5: (A) Proportion of participants with solicited injection site reactions within 7 days of each study injection in participants aged 18–59 years and participants aged ≥ 60 years; (B) the proportion of participants with solicited systemic reactions within 7 days of each study injection in participants aged 18–59 years and participants aged ≥ 60 years

VAT0008

13 January 2023

Figures

Figure 1.



Data are presented as number (%). *V1 for one participant did not appear in the database during the data extraction dated 09 June 2022 because the site was entering additional data for V01 at the time the data extraction was performed. However, this participant was included in mFAS-PD1, mFAS-PD2, mFAS-PD2 Non-naïve-D01/D22 analysis sets because both V01 and V02 were performed. Abbreviations: AE, adverse event. NP, nasopharyngeal. PD2, post dose 2. V, visit.

VAT0008

13 January 2023

Figure 2.

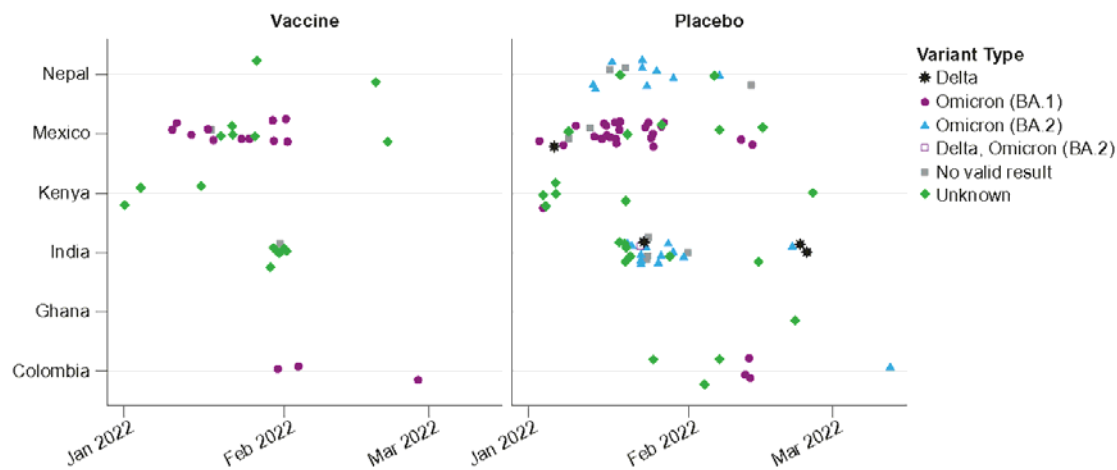
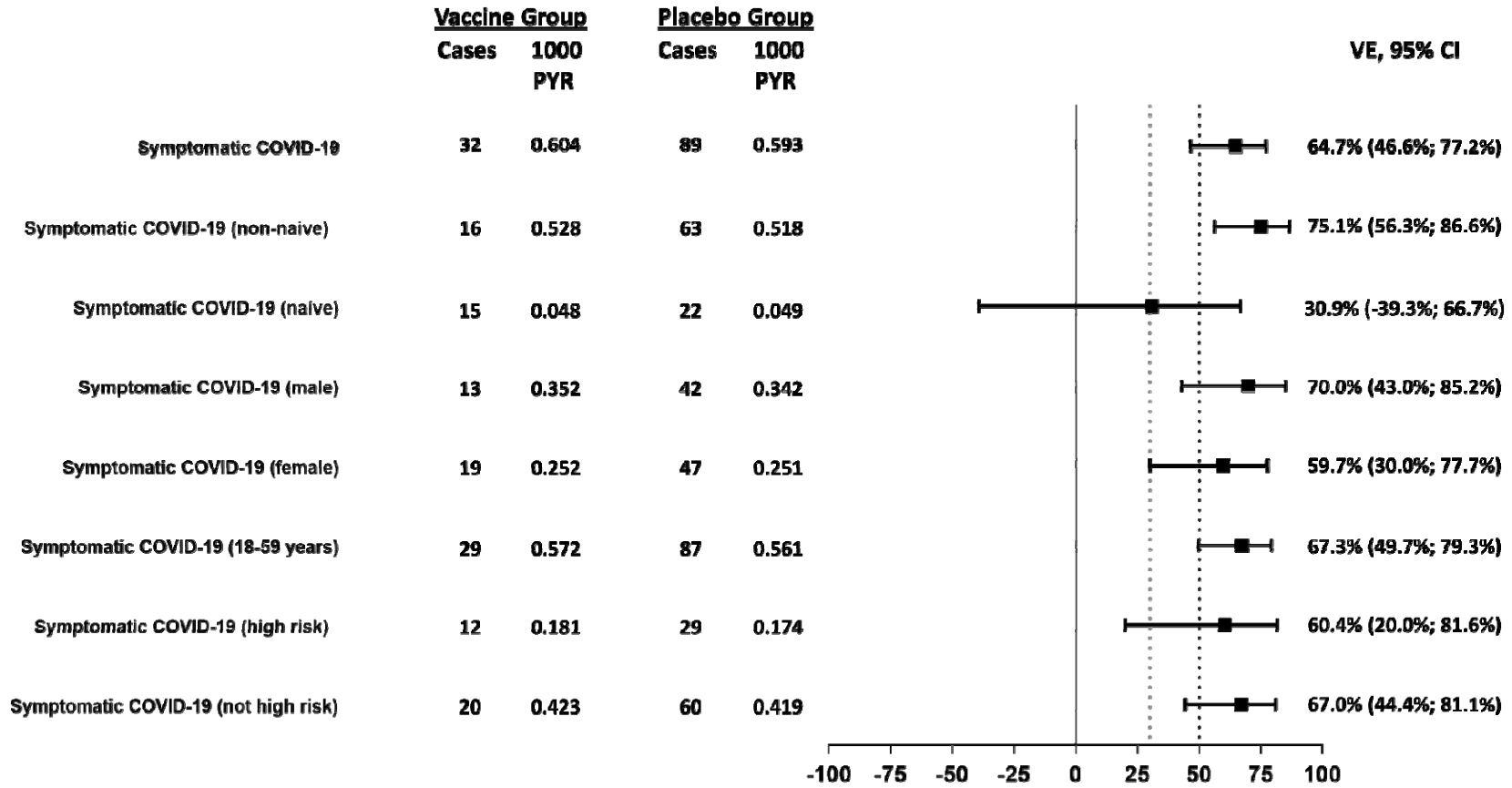
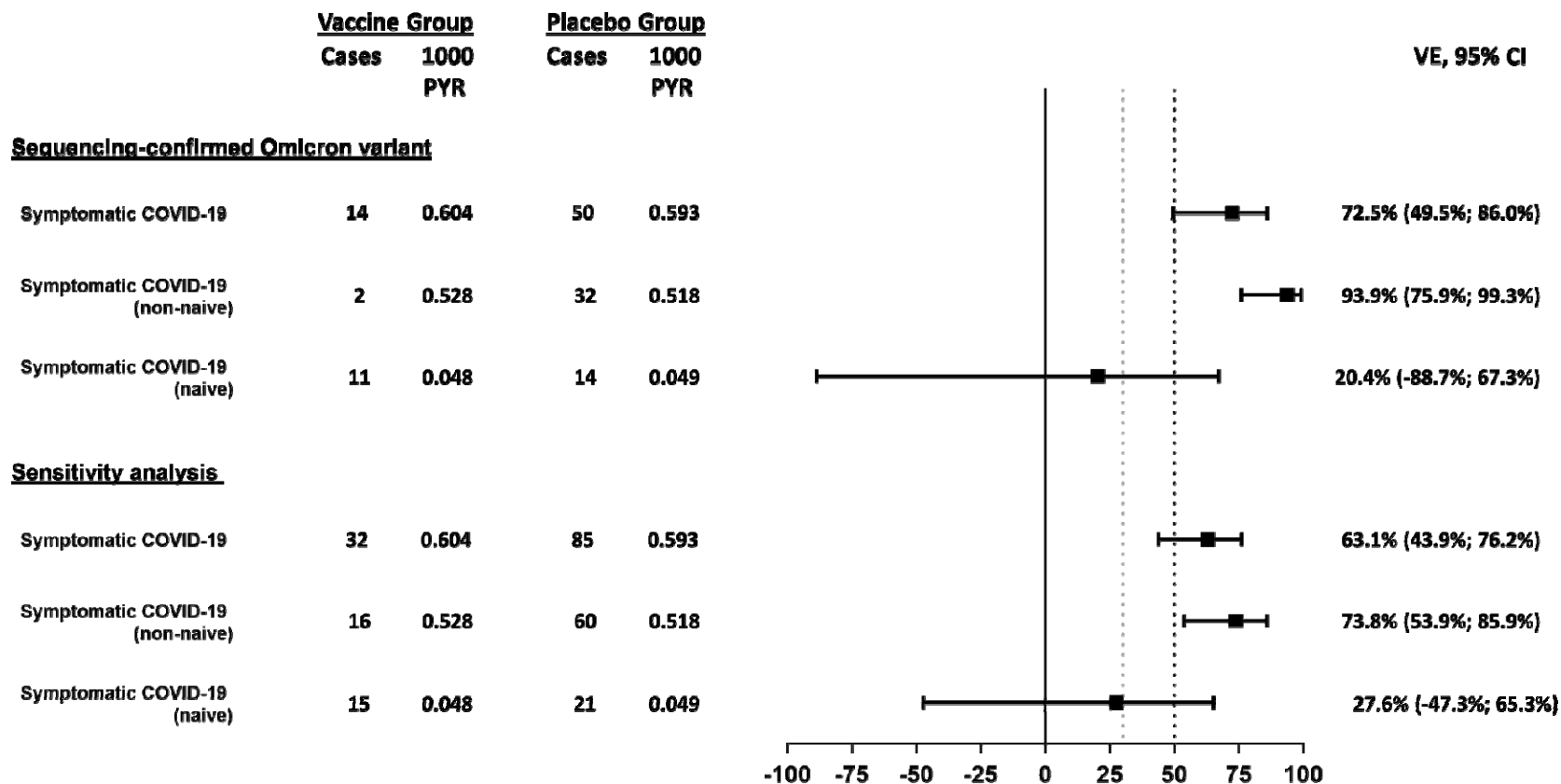


Figure 3.

A.



B.



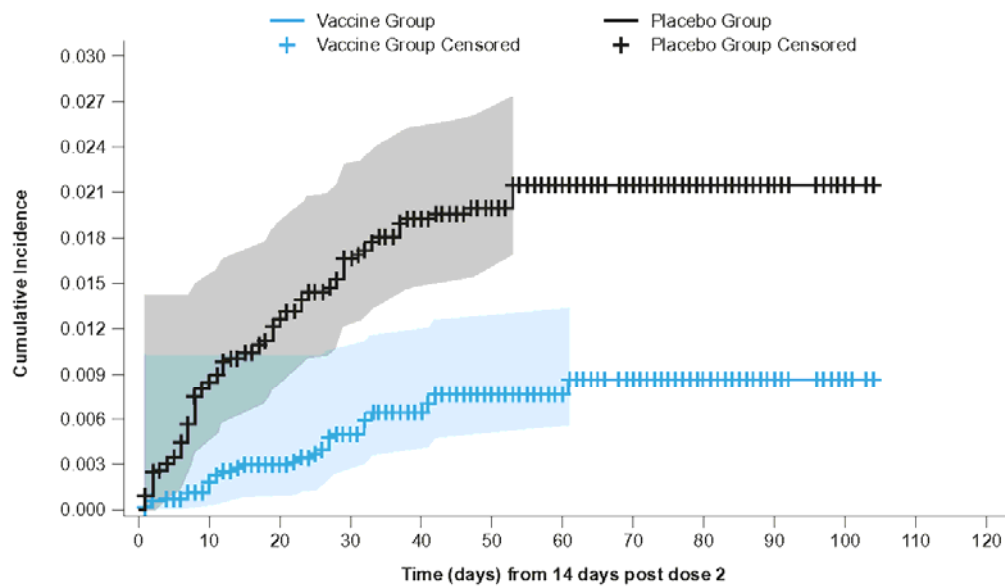
A. Efficacy outcomes overall and by subgroups for the mFAS-PD2 analysis subset. The success criteria for demonstration of efficacy was defined as a point estimate >50% (black dotted line) and a lower bound confidence interval >30% (grey dotted line).

Outcomes with too few cases to reliably calculate vaccine efficacy (severe COVID-19, moderate or worse COVID-19, hospitalization, and symptomatic COVID-19 in participants aged ≥ 60 years) are not shown.

B. Vaccine efficacy is shown for all sequence-confirmed Omicron cases and for the sensitivity analysis, which included sequence confirmed cases and cases for which there were no sequencing results, assuming that the latter group were caused by the Omicron variant as this was the variant that was responsible for most of the symptomatic COVID-19 cases at the time of the study. The success criteria for demonstration of efficacy was defined as a point estimate $>50\%$ (black dotted line) and a lower bound confidence interval $>30\%$ (grey dotted line). Owing to the low number of cases due to the Delta variant, these are not shown in the Forest plot.

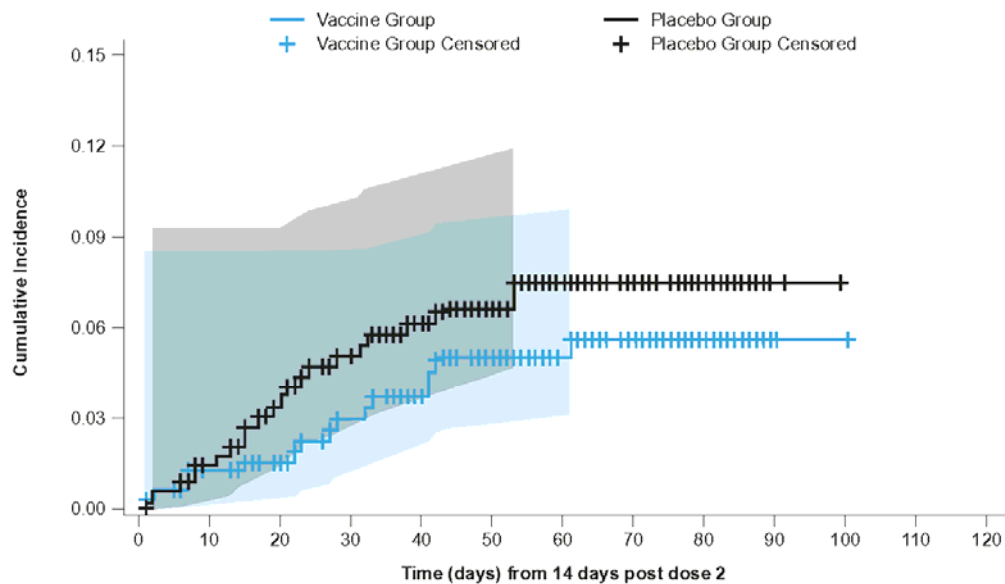
Figure 4.

A. Overall



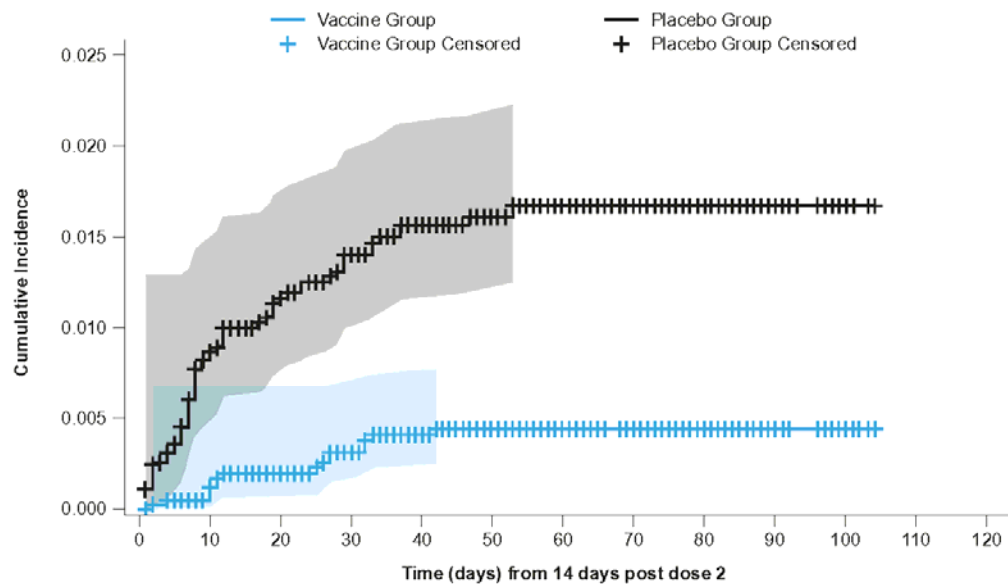
Number at Risk		0	10	20	30	40	50	60	70	80	90	100	110	120
Vaccine Group	5311	4512	4142	3604	3295	2227	1017	559	220	30	16	0		
Placebo Group	5287	4441	4071	3519	3232	2169	977	539	219	36	14	0		
Cumulative Events														
Vaccine Group	0	9	14	22	27	31	31	32	32	32	32	32	32	32
Placebo Group	0	42	60	75	84	86	89	89	89	89	89	89	89	89

B. Naïve at second injection (PD2)



Number at Risk		0	10	20	30	40	50	60	70	80	90	100
Vaccine Group	315	301	284	260	240	214	161	106	42	2	1	
Placebo Group	333	313	290	268	244	218	160	87	36	2	0	
Cumulative Events		0	10	20	30	40	50	60	70	80	90	100
Vaccine Group	0	4	5	9	11	14	14	15	15	15	15	15
Placebo Group	0	5	12	16	19	20	22	22	22	22	22	22

C. Non-naïve at second injection (PD2)



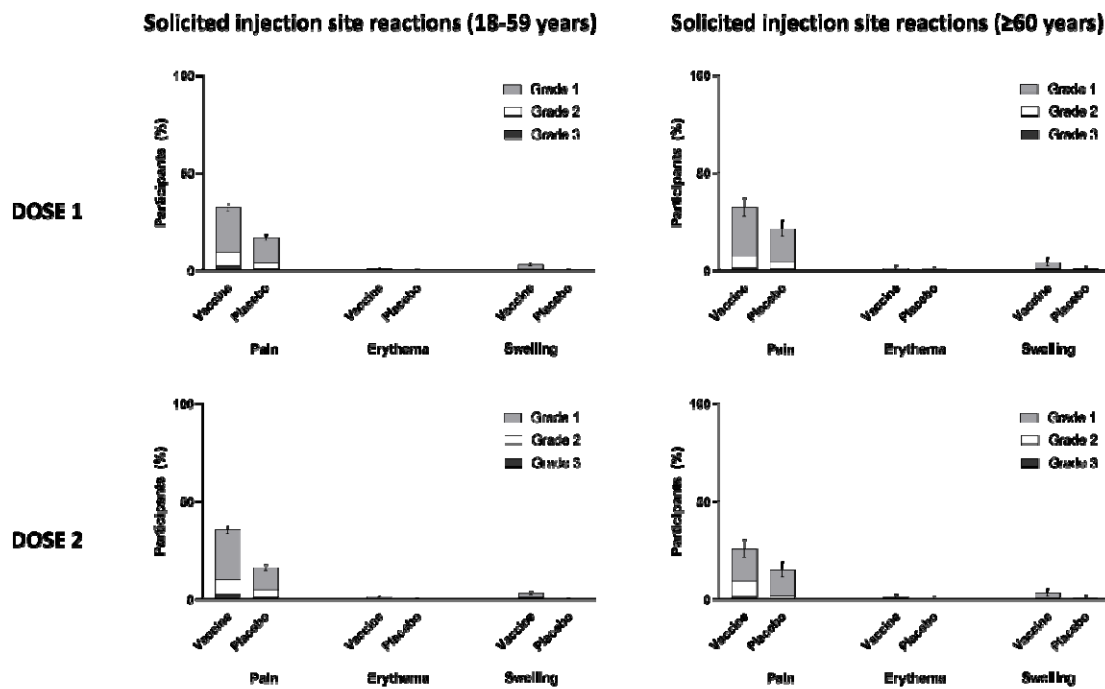
Number at Risk		0	5	10	15	20	25	30	35	40	45	50	55	60	65	70	75	80	85	90	95	100	105	110	115	120
Vaccine Group	4519	3909	3674	3248	2972	1937	816	426	171	28	15	0														
Placebo Group	4514	3846	3609	3164	2910	1896	786	426	179	34	14	0														
Cumulative Events																										
Vaccine Group		0	5	8	12	15	16	16	16	16	16	16	16	16	16	16	16	16	16	16	16	16	16	16	16	16
Placebo Group		0	37	48	56	61	62	63	63	63	63	63	63	63	63	63	63	63	63	63	63	63	63	63	63	63

VAT0008

13 January 2023

Figure 5.

A.



B.

