

1 **Title**

2 Midwifery care providers' childbirth and immediate newborn care competencies: a cross-  
3 sectional study in Benin, Malawi, Tanzania and Uganda

4 Ann-Beth Moller<sup>1\*</sup>, Joanne Welsh<sup>2</sup>, Christian Agossou<sup>3</sup>, Elizabeth Ayebare<sup>4</sup>, Effie Chipeta<sup>5</sup>, Jean-  
5 Paul Dossou<sup>3</sup>, Mechthild M Gross<sup>2</sup>, Gisele HOUNGBO<sup>3</sup>, Hashim HOUNKPATIN<sup>3</sup>, Bianca Kandeya<sup>5</sup>,  
6 Beatrice Mwilike<sup>6</sup>, Max Petzold<sup>1</sup>, Claudia Hanson<sup>7,8</sup>

7 <sup>1</sup> School of Public Health and Community Medicine, Institute of Medicine, Sahlgrenska  
8 Academy, University of Gothenburg, Gothenburg, Sweden

9 <sup>2</sup> Midwifery Research and Education Unit, Hannover Medical School, Hannover, Germany

10 <sup>3</sup> Centre de Recherche en Reproduction Humaine et en Démographie (CERRHUD), Cotonou,  
11 Benin

12 <sup>4</sup> Department of Nursing, College of Health Sciences, Makerere University, Kampala, Uganda

13 <sup>5</sup> Kamuzu University of Health Sciences, Centre for Reproductive Health, Blantyre, Malawi

14 <sup>6</sup> School of Nursing, Muhimbili University of Health and Allied Sciences, Dar Es Salaam, Tanzania

15 <sup>7</sup> Global Public Health, Karolinska Institute, Stockholm, Sweden

16 <sup>8</sup> Department of Disease Control, London School of Hygiene and Tropical Medicine, London,  
17 United Kingdom

18

19 Correspondence author: Ann-Beth Moller

20 Email: [ann-beth.moller.2@gu.se](mailto:ann-beth.moller.2@gu.se)

21 ORCID iD: <http://orcid.org/0000-0003-3581-0938>.

22

23 **Abstract**

24 Evidence-based quality care is essential for reducing the high burden of maternal and newborn  
25 mortality and morbidity in sub-Saharan Africa. Provision of quality care results from interaction  
26 between several components of the health system including competent midwifery care  
27 providers. We assessed midwifery care providers' childbirth and immediate newborn  
28 competencies as part of the Action Leveraging Evidence to Reduce perinatal morTality and  
29 morbidity (ALERT) project in Benin, Malawi, Tanzania, and Uganda. We used a self-administered  
30 questionnaire assessing knowledge, and skills drills observations assessing skills and behaviours  
31 in the 16 ALERT maternity wards. A total of 302 participants took part in the knowledge  
32 assessment and 113 skills drills were conducted. The assessments revealed knowledge gaps in  
33 frequency of fetal heart rate monitoring and timing of umbilical cord clamping. More than half  
34 of the participants scored poorly on aspects related to routine admission tasks, clinical history-  
35 taking and rapid and initial assessment of the newborn in the skills drills assessment, while  
36 higher scores were achieved in active management of the third stage of labour. The assessment  
37 also suggested a lack of involvement of women in decision-making, illustrated by the failure to  
38 encourage women to ask questions and failing to report clinical findings back to them.  
39 Participants furthermore indicated a lack of support from their managers, supervision and  
40 access to education and training resources. Inadequate competency level of the midwifery care  
41 providers may be due to gaps in pre-service training but possibly furthermore related to the  
42 structural and operational facility characteristics including continuing professional  
43 development. Investment and actioning on these findings are needed when developing and

44 designing pre-service and in-service training to ensure women, newborns and families have  
45 access to evidence-based and quality midwifery care when needed.

46

47 **Key words**

48 Midwifery care providers, intrapartum care, childbirth care, newborn care, competency level,  
49 in-service training, multi country study, sub-Saharan Africa

50

51 **Trial registration:** PACTR202006793783148—June 17th, 2020.

## 52 **Background**

53 Sub-Saharan Africa (SSA) currently accounts for the highest burden of maternal and newborn  
54 mortality and morbidity [1-4] despite an increase in both births attended by skilled health  
55 personnel [5] and improved access to facility care during childbirth [6]. The majority of these  
56 deaths are preventable and reflect inequalities in access to health care as approaches to  
57 prevent or manage complications are well known [7-9]. Quality of maternal and newborn care  
58 is increasingly recognized internationally as a critical aspect of the unfinished maternal and  
59 newborn health agenda [10], particularly with respect to care around childbirth and in the  
60 immediate postnatal period [11, 12]. As countries are working towards achieving the  
61 Sustainable Development Goals' (SDG) targets in relation to reducing maternal and newborn  
62 mortality, facility births have been one of the national and global strategies emphasized [13].  
63 The policy assumption that availability and access to childbirth care services is sufficient to  
64 reduce maternal and newborn mortality may misrepresent any progress made as it does not  
65 necessarily reflect the quality of care received [12]. Due to lack of provider knowledge and skills  
66 as well as equipment and supplies many SSA countries are not able to provide essential  
67 maternal and newborn care [11, 14-16].  
68 Quality midwifery care has the potential to ensure women and newborns receive the care  
69 needed to safeguard positive health outcomes [17, 18]. The provision of quality childbirth care  
70 is complex as outlined in "The Quality Maternal and Newborn Care Framework" developed by  
71 Renfrew et al. (2014). The framework is structured around five components of care: practice  
72 categories, organisation of care, values, philosophy, and care providers [19]. Several factors  
73 influence to which extent women and newborns receive the quality of care they need. A

74 Cochrane systematic review concluded that the health workforce capacity is often insufficient  
75 because of essential deficiencies in pre-service training as well as continuous in-service training  
76 [20]. Another major common obstacle is the lack of an enabling environment in which to  
77 provide care, with even basic commodities such as water, electricity, and transport absent or  
78 sporadic in their availability in SSA. The workload, tasks, responsibilities, and the personal risks  
79 to midwifery care providers are often not reflected in their remuneration. All these aspects  
80 influence lack of teamwork, collaboration, and trust as well as the interaction with women  
81 during childbirth [20]. Evidence suggests that it is not uncommon for women to experience sub-  
82 optimal care in SSA and the experiences are often less positive in public facilities than in private  
83 facilities [21, 22]. It is generally acknowledged that globally pre-service midwifery education  
84 competency levels are difficult to compare across programmes due to their differing contents  
85 and lengths as well as varying faculty capacity including competence of midwifery educators,  
86 teaching and learning materials, in addition to the level of clinical training and supervision [23].  
87 The current evidence of midwifery care providers' competencies in relation to providing  
88 childbirth care focuses mainly on basic and comprehensive emergency obstetric and newborn  
89 care [24, 25]. Limited evidence is available on midwifery care providers' competencies related  
90 to physiological childbirth and immediate newborn care in SSA, which is the essential basis for  
91 ensuring positive health outcomes and childbirth experiences. Identification of gaps in  
92 childbirth and immediate newborn care competencies is a critical step towards informing and  
93 designing effective midwifery care providers pre-service education and in-service training  
94 programmes. In this study we assessed competency levels among midwifery care providers in  
95 16 hospital maternity units across Benin, Malawi, Tanzania, and Uganda.

96 **Methods and Materials**

97 **Ethical considerations**

98 This study is part of the Action Leveraging Evidence to Reduce perinatal morTality and  
99 morbidity in the sub-Saharan Africa project (ALERT). The project received ethical approval from  
100 the following institutions:

101 Karolinska Institutet, Sweden (Etikprövningsmyndigheten—Dnr 2020–01587).

102 School of Public Health research and ethics committee (HDREC 808) and Uganda National  
103 Council for Science and Technology (UNCST)— (HS1324ES).

104 Muhimbili University of Health And Allied Sciences (MUHAS) Research and Ethics Committee,  
105 Tanzania (MUHAS-REC-04-2020-118) and The Aga Khan University Ethical Review Committee,  
106 Tanzania (AKU/2019/044/fb).

107 College of Medicine Research and Ethics Committee (COMREC), Malawi—(COMREC  
108 P.04/20/3038).

109 Comité National d’Ethique pour la Recherche en Santé, Cotonou, Bénin  
110 (83/MS/DC/SGM/CNERS/ST).

111 The Institutional Review Board at the Institute of Tropical Medicine Antwerp and The Ethics  
112 Committee at the University Hospital Antwerp, Belgium—(ITG 1375/20. B3002020000116).

113

114 The study protocol was published in the Journal of Reproductive Health in 2021 and outlines  
115 the methodology for the design and conduct of the assessment of midwifery care providers’

116 childbirth and newborn immediate care competencies [26]. The protocol also outlines a

117 qualitative component pertaining to provider experiences and perception related to in-service

118 training but in this paper we only report on the results from the quantitative study. Our  
119 reporting follows the STROBE Statement for cross-sectional studies [27] (S1 Table).

120

### 121 **Study design**

122 The study used a cross-sectional design employing a self-administered questionnaire for  
123 knowledge assessment and skills drills observations to assess skills and behaviours.

124

### 125 **Study setting**

126 The study was conducted as part of the ALERT project and informed the work stream related to  
127 “Positioning Midwifery”. The ALERT project aims to evaluate the effect of a four-component  
128 intervention on perinatal mortality in 16 hospital maternity units across Benin, Malawi,  
129 Tanzania, and Uganda. Selection criteria for these hospitals and characteristics of study  
130 countries were previously described in detail [28]. The maternity units were a mix of public and  
131 private-not-for-profit, which is common in many SSA countries. Each hospital had a minimum  
132 caseload of 2500 births per year. Caesarean section and blood transfusion services were  
133 available in all hospitals, and they all have a neonatal care unit except in Malawi. Basic  
134 amenities such as electricity and running water were available every day in the maternity wards  
135 even though electrical power shortages were common. Hand-washing stations and hand  
136 cleaning products were sometimes lacking. Although regular sterile gloves were available in all  
137 hospitals, long sterile gloves were often missing. Clinical protocols commonly available covered  
138 postpartum haemorrhage and (pre-)eclampsia in many of the hospitals. Areas scarcely covered  
139 by protocols were sepsis management, postnatal care for the woman and the newborn,

140 standard operating procedure for caesarean section as well as for admissions and transfers out.  
141 Most hospitals, except for one in Uganda, had an ambulance service run by the hospitals  
142 themselves. However, in most cases they were not meeting reliable standards, relying on the  
143 woman and her family to pay for fuel, and serving solely as a means of transport as those  
144 driving the ambulances had no formal medical training.

145

### 146 **Target population and sampling**

147 All midwifery care providers including doctors providing midwifery care in the 16 ALERT project  
148 hospital maternity units were invited to take part in the knowledge assessment. During the data  
149 collection period a strike was on-going in Uganda which affected the number of midwifery care  
150 providers who were not present at the hospitals. Approximately one third of the midwifery care  
151 providers who took part in the knowledge assessment were randomly selected and invited to  
152 take part in the skills and behaviour assessment.

153 The definition of a midwifery care provider varies among countries [29]. To ensure clarity, our  
154 operational definition of a competent midwifery care provider is described in Box 1.



155 **Box 1. Definition of competent midwifery care providers used in the study**

Providers of midwifery care are competent maternal and newborn health professionals educated, trained, and regulated to national and/or international standards. They provide skilled, evidence-based, and compassionate care to women, newborns and families.

Providers of midwifery care:

- Promote and facilitate normal physiological, social and cultural processes throughout the childbearing continuum with a continuity of care philosophy;
- Seek to prevent and manage maternal and newborn complications;
- Consult and refer to other health services where required; and
- Respect women’s individual circumstances and views, providing sensitive and dignified care.

156 Source: [26]

157

158 **Study tools**

159 The study applied i) a self-administered questionnaire for the knowledge assessment and ii) an  
160 observation skills drills checklist for the skills and behaviour assessment. The data collection  
161 tools were developed based on the International Confederation of Midwives (ICM) Essential  
162 Competencies for Midwifery Practice Framework, 2019 update [30, 31].

163 The knowledge assessment questionnaire consisted of seven sections linked to childbirth and  
164 immediate newborn care. Section titles are illustrated in Box 2. (the full knowledge assessment  
165 questionnaire is included in supplementary file S2 Text).

166 Ideally, we would have carried out observations of actual clinical care to assess clinical skills and  
167 behaviours. However, observations are resource intensive and assessment procedure could  
168 have created tensions and ethical dilemmas in cases where care was being omitted. In view of

169 the co-design nature of the ALERT project we thus opted to carry out the observation study as  
170 skills drills sessions which were less threatening.

171 One ALERT team member who was part of the research team played the “woman” (the woman  
172 – called Mary) another the companion (the woman’s companion) and were given instructions  
173 on how to answer any questions asked by the midwifery care provider using the skills drills  
174 script (the skills drills script is included in supplementary file S3 Text).

175 An observation checklist was used to record which clinical practices were performed and which  
176 were not executed. The checklist included all clinical evidence-based aspects which would be  
177 expected to be addressed in each scenario. The skills drills observation checklist contained 12  
178 sections (Box 2). The complete skills drills checklist tool is included in supplementary file S3  
179 Text. The data collection tools and skills drills scripts were available in English, French and  
180 Swahili.

181 For the skills drills assessment a “Laerdal Mama Birthie Kit” was used [32]. The photograph in  
182 Figure 1 shows the content of a Laerdal Mama Birthie Kit . Additional equipment such as a  
183 blood pressure machine, thermometer, delivery kit and cloths to use as drapes were available  
184 to enhance the simulation.

185

186 **INSERT Figure 1 here**

187 Figure 1. Content of the Laerdal Mama Birthie Kit used for the skills drills  
188 Credit: Elizabeth Ayebare, Uganda ALERT Team

189 Box 2. Content of the sections in the knowledge assessment and the skills drills observation  
190 checklist

**Content of the knowledge assessment by sections** (self-administered questionnaire)

Section 1. Provider characteristics (personnel information, educational background and general information related to current job)

Section 2. Working environment (history of in-service training)

Section 3. Triage and referral

Section 4. First stage management of labour

Section 5. Second stage management of labour

Section 6. Third stage management of labour

Section 7. Reporting and documentation, and handover between shifts

The self-administered questionnaire included three questions specifically related to the COVID pandemic.

---

**Content of the skills drill's observation checklist by sections**

Section 1. The provider treats the client (Mary) in a cordial manner

Section 2. Admission

Section 3. The provider properly reviews and fills out the clinical history about Mary

Section 4. The provider properly conducts the physical examination between contractions

Section 5. The provider properly conducts the obstetric examination between contractions

Section 6. The provider properly conducts a vaginal examination

Section 7. Documentation

Section 8. The provider assists the woman to have a safe and clean birth

Section 9. The provider properly conducts a rapid initial assessment

Section 10. The provider adequately performs active management of the third stage of labour (AMTSL)

Section 11. The provider adequately performs immediate postpartum care

Section 12. Documentation of AMTSL

AMTSL as a prophylactic intervention is composed of a package of three components or steps: 1) administration of a uterotonic, preferably oxytocin, immediately after birth of the baby; 2) controlled cord traction (CCT) to deliver the placenta; and 3) massage of the uterine fundus after the placenta is delivered.

191

192

193

194 **Pre-test**

195 All the data collection tools were pre-tested in one or two the hospital maternity units different  
196 from the study hospital maternity units in each country but with similar characteristics to the  
197 study hospitals – level of the facility, services offered and number of deliveries [28]. The pre-  
198 tests identified some practical issues related to the conduct of the skills drills such as setting up  
199 the room, ensuring all equipment’s were available, the sequence of sections in the observation  
200 checklist as well as some missing aspects in the skills drills script. Tablet electronic devices were  
201 tested to ensure accurate programming and for ease of use. With the feedback provided by  
202 each country study team the tools were adjusted accordingly.

203

204 **Data collection**

205 Data were collected from May to June 2021 in all the 16 hospital maternity units by one ALERT  
206 co-investigator with a midwifery background and data collection assistants with nurse-  
207 midwifery training in each country. Standard operating procedures were developed detailing  
208 how to carry out the consent procedures as well as how to conduct the knowledge assessment  
209 and skills drills together with an equipment list for each activity. The consent form was available  
210 in English, French and Swahili. The team member playing the woman (Mary) was the same  
211 person for all the four hospital maternity units within the countries. The companion was played  
212 by different team members and was not applied in Benin and Tanzania as maternity units do  
213 not permit women to bring a companion in the labour ward.  
214 Data collection teams underwent training prior to data collection. These sessions responded to  
215 the COVID-19 situation at the time and were therefore conducted virtually. Tablet electronic

216 devices were used by participants to fill in the knowledge assessment questionnaire. For the  
217 skills drills one country elected to use the tablet electronic device to fill in the skills drills'  
218 observation checklist, while the others used a paper format followed by data entry after each  
219 skills drill session. The paper format of the checklists was stored in a locked cabinet in the  
220 institutions of the project principal investigators. We randomly selected 10 per cent of the  
221 paper format checklists and checked against the data entered to the tablets before further  
222 processing. We did not find any discrepancies within the data checked. Data from the  
223 knowledge assessment questionnaires and skills drills observation checklist were exported from  
224 the tablet electronic devices to the Research Electronic Data Capture (REDCap)  
225 (<https://www.project-redcap.org/>) software and the data were stored on a secure server at the  
226 Karolinska Institute, Stockholm, Sweden.

227

## 228 **Data analysis**

229 Datasets were checked, verified, and cleaned with each country team and all data were  
230 anonymized prior to analysis. Completed knowledge assessment questionnaires and skills drills  
231 observations data were imported into Stata version 16.0 [33] for analysis. We calculated  
232 descriptive statistics, mean or proportion of all variables of interest. No inferential statistics  
233 were calculated due to the small study sample size, which would have produced implausibly  
234 broad, non-informative, confidence intervals as per the study protocol [26]. No imputation was  
235 performed for missing data. In addition to the mean and proportion analysis data from the skills  
236 drills were analysed according to performance using a “traffic light” presentation. Red denotes  
237 that the task was carried out less than 50% of the time, suggesting a dangerous gap in

238 performance. Yellow denotes that the task was carried out between 50% and less than 80% of  
239 the time, suggesting a critical gap in performance. While green suggests that the task was  
240 performed in the majority cases to the expected performance level according to  
241 recommendations and good practice.

242

## 243 **Results**

244 The study included the 16 ALERT hospital maternity units. From these maternity units 302 out  
245 of 414 eligible midwifery care providers took part in the knowledge assessment assessing  
246 routine childbirth and immediate newborn care, and 113 skills drills were conducted to assess  
247 skills and behaviour. In Benin 16%, Malawi 40%, Tanzania 16% and Uganda 26% of the  
248 midwifery care providers did not take part in the knowledge assessment as they were not  
249 present at the facility during the data collection period due to annual or study leave, not on  
250 duty or other personal reasons. In one facility a provider declined to consent and in some cases  
251 the providers did not find time to participate (Table 1).

252

253

254

255

256

257

258

259

260 Table 1. Total number of midwifery care providers in the study hospital maternity units,  
261 number of knowledge assessments and skills drills conducted

Country	Total number of midwifery care providers*	Number/(%) of knowledge assessments	Number/(%) of skills drills
Benin	86	72 (84)	28 (33)
Malawi	167	101 (60)	39 (23)
Tanzania	96	81 (84)	22 (23)
Uganda	65	48 (74)	24 (37)
All countries	414	302 (73)	113 (27)

262 \*Number of midwifery care providers at the time of data collection.

263

#### 264 Knowledge assessment results

265 In total 302 participants took part in the knowledge assessment: Benin 72, Malawi 101,

266 Tanzania 81 and Uganda 48 (Table 1). Table 2 describes participant characteristics in the four

267 countries. Two thirds (74%) of the midwifery care providers were female ranging from 59% in

268 Malawi to 89% in Benin. Overall 64% reported that they have completed tertiary education.

269 About half (51%) were dual trained nurse-midwives, with the majority having obtained a

270 diploma as the highest level of training containing some elements related to the provision of

271 maternity care. For most of the participants years spent in pre-service education were more

272 than two years (92%). Registration with a professional organization was common among all the

273 countries except for Benin where around only half (56%) were registered.

274 The most common work modality was rotating shifts with very few participants only working

275 day (18%) or night shifts (2%). None of the participants stated working evening shifts only.

276 Concerning the working environment 30% of the participants replied that they were supervised,

277 while 32% said they were not and 37% sometimes. Access to education and training resources  
 278 varied among the countries with 58% of participants in Benin reporting not having access  
 279 compared to 15% in Malawi.

**Table 2. Participant characteristics**

	All countries	Benin	Malawi	Tanzania	Uganda
	(n = 302)	(n= 72)	(n=101)	(n=81)	(n=48)
<b>Sex</b>					
Female	224 (74%)	64 (89%)	60 (59%)	58 (72%)	42 (88%)
Male	78 (26%)	8 (11%)	41 (41%)	23 (28%)	6 (12%)
<b>School education (completed)</b>					
Primary education	5 (2%)	2 (3%)		3 (4%)	
Secondary education	105 (35%)	17 (24%)	3 (3%)	58 (72%)	27 (56%)
Tertiary education	192 (64%)	53 (74%)	98 (97%)	20 (25%)	21 (44%)
<b>Highest training qualifications related to the provision of maternity care</b>					
Certificate	96 (32%)	47 (65%)	2 (2%)	29 (36%)	18 (32%)
Diploma	139 (46%)		78 (77%)	40 (49%)	21 (44%)
Bachelor	53 (18%)	13 (18%)	21 (21%)	12 (15%)	7 (15%)
Master/Doctor's degree	14(5%)	12 (17%)			2 (4%)
<b>Year of pre-service training</b>					
<2 years	24 (8%)	1 (1%)	4 (4%)	5 (6%)	14 (29%)
>2 years	278 (92%)	71 (99%)	97 (96%)	76 (94%)	34 (71%)
<b>Professional title according to pre-service training</b>					
Nurse-Midwife	155 (51%)		86 (85%)	69 (85%)	
Midwife	100 (33%)	60 (83%)	1 (1%)	2 (2%)	37 (77%)
Nurse	1 (0.3%)	1 (1%)			
Doctor	24 (8%)	7 (10%)		10 (12%)	7 (15%)
Other	22 (7%)	4 (6%)	14 (14%)		4 (8%)
<b>Years of experience (n=300)</b>					
≤2 yrs.	86 (29%)	2 (3%)	55 (55%)	22 (27%)	7 (15%)
3-5 yrs.	69 (23%)	5 (7%)	24 (24%)	29 (36%)	11 (23%)
6-10 yrs.	55 (18%)	11 (15%)	14 (14%)	18 (22%)	12 (26%)
>10 yrs.	90 (30%)	54 (75%)	7 (7%)	12 (15%)	17 (36%)
<b>Shifts - the most common</b>					
Day	55 (18%)	27 (38%)	9 (9%)	11 (23%)	8 (10%)



Evening					
Night	7 (2%)	3 (4%)	3 (3%)		1 (1%)
Rotating shifts	240 (79%)	42 (58%)	89 (88%)	37 (77%)	72 (89%)
<b>Registered with a professional organization</b> (n=299)					
Yes	244 (82%)	40 (56%)	92 (91%)	66 (81%)	46 (96%)
No	52 (17%)	31 (43%)	4 (4%)	15 (19%)	2 (4%)
Don't know	3 (1%)	1 (1%)	2 (2%)		

---

280

281 Detailed results of the knowledge assessment section two to seven by country and for all  
282 countries can be found in the supplementary file S4 Table.

283 Access to equipment and medication needed for caring for women during childbirth differed  
284 among the countries, in Benin 49% of the participants said yes compared to 73% in Tanzania.

285 54% of the participants said that their hospital has a written protocol in place for triage related  
286 to labour and childbirth, and 45% said that a written protocol is in place for referral during  
287 labour and childbirth (only for non-referral facilities). 50% of participants said that no written  
288 protocol to assess women with symptoms of COVID-19 was in place and 14% did not know.

289 Participants were asked about fetal heart rate monitoring during the first stage of labour and  
290 how often this should be checked. The majority responded that the fetal heart rate should be  
291 checked every 30 minutes and 15% said every 15 minutes (Figure 2). Regarding fetal heart  
292 monitoring in second stage of labour 45% said that the fetal heart rate should be monitored  
293 every 15 minutes and only 14% said every 5 minutes (Figure 2).

294

295 **INSERT figure 2 here**

296

297 Figure 2. Respondent's report of how often the fetal heart rate should be monitored during 1st  
298 and 2nd stages of labour - all countries

299

300 62% participants said that they encourage the women to drink and eat as wanted, while 2%  
301 said that women should abstain fully from drinking and eating with some country variations  
302 during first stage of labour. 58% indicated that they strongly encourage companionship  
303 throughout labour and birth while 22% pointed out that they do not encourage it as it is not  
304 policy in the facility. Almost all (92%) said that the used a partograph if available.

305 Nearly all participants (95%) said that breastfeeding should begin as soon as possible when the  
306 baby is ready within the first hour after birth.

307 Participants were asked what the APGAR (Appearance, Pulse, Grimace, Activity, and  
308 Respiration) letter stands for. 58% provided a correct answer with variation among the  
309 countries. Only participants in Benin (38%) indicated that they did not know (Figure 3).

310 Related to monitoring (uterine tone, bleeding, blood pressure, and pulse) of women the first  
311 two hours after giving birth 63% responded that women should be monitored every 15  
312 minutes, while 32% indicated every 30 minutes.

313 If the baby is crying and does not need resuscitation, 59 % said that the umbilical cord should  
314 be clamped or tied within one to three minutes after birth and 35% said immediately after birth  
315 (Figure 3).

316 Almost all participants identified that high blood pressure as well as high levels of protein in the  
317 urine were signs and symptoms of postpartum preeclampsia.

318 Participants were asked about documentation and 4% answered that reporting is done  
319 electronically, while the majority used a mix of paper and electronic formats. Furthermore,  
320 participants were asked why it is necessary to document and report information and could  
321 select multiple answers. The majority of participants (88%) reported that documentation was

322 useful for quality improvement. 69% answered that it is important for colleagues to learn about  
323 the women. 56% answered that health managers regularly need data, and lastly, while the least  
324 proportion (28%), thought that it was done to ensure that women themselves are informed.  
325 The knowledge assessment questionnaire included three questions related to the COVID-19  
326 pandemic asking about in-service training and availability of personal protective equipment.  
327 56% of the providers reported that they had not received training on how to recognize or  
328 assess symptoms of COVID-19 among women with the highest percentage in Tanzania (79%)  
329 compared to lowest percentage in Malawi (32%). Only a quarter reported that protective  
330 equipment was available to staff in sufficient quantity to change between patients, while 52%  
331 reported that equipment was not available in sufficient quantity and 22% reported sometimes.

332 **INSERT figure 3 here**

333 Figure 3. Key topics covered in the knowledge assessment  
334

335 **Skills drills results**

336 Overall 113 skills drills were conducted: Benin 28, Malawi 39, Tanzania 22 and Uganda 24 (Table  
337 1). Figure 4 depicts the results of the skills drills assessment by sections (1-12). Each section  
338 includes the mean performance by country and the overall mean performance for all four  
339 participating countries. None of the clinical skills and behaviours assessed reached 100%  
340 performance of tasks.

341 The clinical performance varied by section and across countries. For three of the sections  
342 (section 2 - admission, section 3 - clinical history-taking, and section 9 - rapid and initial  
343 assessment of the baby), less than 50% of tasks were completed, with small variations across  
344 countries. In the other nine sections, the clinical skills and behaviours assessed were all  
345 completed by at least half of the participants, with section 7 (documentation [record collected  
346 information]) scoring highest with a 71% completion rate. The overall average for the four  
347 countries covering all the 12 sections was 61%. The country specific total averages for all the 12  
348 sections ranged 42% to 72% (Tanzania 42%, Benin 54%, Malawi 69%, and Uganda 72%)(S5  
349 Figure). Additional skills drills results by country are included in supplementary file S5.

350

351 **INSERT figure 4 here**

352

353 Figure 4. Skills drills assessment - clinical performance by country and all countries by sections.  
354 Mean of tasks performed within each section.

355

356

357 Further details of each performed task included in the skills drills observation checklist was  
358 assessed according to performance level and displayed as a “traffic light” graph (S6 Figure). The  
359 result of the assessment suggests that many tasks were performed to the expected level, such  
360 as for monitoring fetal heart rate at admission and active stage management of third stage  
361 labour. Certain tasks, however, were performed poorly, such as encouraging the woman (Mary)  
362 to ask questions, highlighting the lack of involvement of women in decision-making.  
363 Assessment of gestational age was lacking (except in Uganda), as was assessment of  
364 contractions in addition to monitoring of fetal heart rate in second stage of labour.

365

## 366 **Discussion**

367 The assessment identified strengths as well as areas which need improvement in routine  
368 childbirth and immediate postpartum care competencies (knowledge, skills, and behaviour) in  
369 all four of the project countries. Important gaps were identified in relation to admission, clinical  
370 history-taking, rapid and initial assessment of the newborn. The assessment also pointed to the  
371 lack of involvement of women in decision-making. This was illustrated by a failure to encourage  
372 the woman (Mary) to ask questions which was overall only done by one third of the participants  
373 (32%). Similarly, clinical findings were only reported back to the women in 62% of cases.

374 Basic knowledge such as what each letter of APGAR stands for were only correctly identified by  
375 58% of the respondents whereas 29% were able to partly provide the correct answer and the  
376 remaining respondents did not know.

377 Participants furthermore indicated a lack of supervision, access to education and training  
378 resources and support from their managers. Only one quarter (25%) of participants reported  
379 that they had sufficient personal protective equipment to be able to change between patients.

380 Standardized guidelines on fetal heart rate monitoring are lacking as the International  
381 Federation of Gynecology and Obstetrics recommends every 15 minutes [34] while the World  
382 Health Organization recommendation is every 15-30 minutes [35]. National guidelines also  
383 differ between countries with Malawi [36] and Tanzania (no reference available) not having  
384 specific recommendations, whereas the guidelines in Benin and Uganda recommend  
385 monitoring fetal heart rate every 30 minutes [37, 38]. 81% of the respondents correctly  
386 reported that fetal heart rate should be monitored every 30 minutes. Of interest, even though  
387 Malawi and Tanzania do not have national guidelines on fetal heart rate monitoring in labour,  
388 the majority of respondents identified the recommended interval at which monitoring should  
389 be performed.

390 We identified few studies which assessed knowledge and skills comparable to our study. A  
391 study conducted in rural Kenya assessing knowledge of intrapartum care among obstetric care  
392 providers, which used a questionnaire, reported similar findings to our study. The mean total  
393 knowledge score for all obstetric care providers was 62%, and only 14 providers (4%) scored as  
394 'competent' (a score  $\geq 80\%$ ) [39]. Another study assessing the quality of midwife-provided  
395 intrapartum care in Ethiopia applying multiple data collection methods suggested deficits

396 related to provider competency level, basic infrastructure, lack of equipment and supplies as  
397 well as implementation of evidence-based guidelines. Direct comparison cannot be made to our  
398 study due to differences in study methodologies but findings from both studies point to the  
399 same shortfalls in ensuring competent evidence-based quality of care provision during  
400 childbirth and immediate newborn care [40]

401 Immediate care of newborns such as rapid and initial assessment were only performed among  
402 48% of the providers during the skills drills indicating a serious gap. Underprovided immediate  
403 newborn care practices were also acknowledged in a study conducted in health care facilities in  
404 Ekiti State, Nigeria essentially due to inadequate knowledge and adherence to evidence based  
405 practices [41].

406 Similar to our findings, a study conducted in the Democratic Republic of Congo identified  
407 barriers to midwifery education due to the following: midwifery educators' insufficient  
408 academic level, a lack of continuing education for midwifery educators and clinical mentors,  
409 institutes and clinical sites failing to meet the minimum standards, and poor communication  
410 between the various entities [42]

411 A study conducted in Kenya, Malawi and India suggests that the quality of intrapartum care  
412 women receive is often influenced more by a facility's specific characteristics and the prevailing  
413 culture than by the individual midwifery care provider's competencies.

414 These findings may explain why our study countries as well as other SSA countries are  
415 struggling to ensure positive health outcomes and meet the Sustainable Development Goals'  
416 related to maternal and newborn health [5] as well as the "Strategies toward ending  
417 preventable maternal mortality" (EPMM) [43], and the Every Newborn Action Plan (ENAP) [44].

418 Mattison et al. (2021) has developed a framework which may facilitate the understanding of  
419 the political and institutional factors that enable and impede midwifery care providers to  
420 perform their tasks[45]. Furthermore, evidence suggests that many low-and-middle income  
421 countries are underinvesting in midwifery education despite data suggesting that a reduction in  
422 maternal and newborn morbidity and mortality can be achieved by providing quality midwifery  
423 care within an enabling environment. [17, 18]. A meta-analysis discussing the theoretical  
424 implications for nurse and midwifery educators and decision-makers to enhance the quality of  
425 education in Africa suggested several issues. Among the issues identified were outdated pre-  
426 service curricula, which do not meet current health system needs; lack of competent teaching  
427 staff both for theoretical and clinical teaching as well as inappropriate pedagogical methods  
428 and absence of adequate teaching infrastructure [46]. A recent mapping review of pre-service  
429 curricula in the ALERT project countries against the International Confederation of Midwives  
430 (ICM) Essential Competencies framework [30] suggests that main competence gaps relate to  
431 women-centred care, inclusion of women in decision making, fundamental human rights of  
432 individuals and evidence-based learning. The review also revealed that in many cases the  
433 course literature reading lists were based on outdated textbooks and lacked references to  
434 literature on evidence-based guidelines and scientific papers [47].

435 Our study findings add to body of literature reporting midwifery care providers competency  
436 gaps. The competency gaps identified in this study will be used to inform the content of the in-  
437 service training package designed as part of the ALERT project.

438 We advocate that other stakeholders address these gaps when designing in-service training  
439 programmes for midwifery care providers.



#### 440 **Strength and limitation**

441 The strengths of this study are that we were able to assess not only knowledge but also skills  
442 and behaviours of midwifery care providers across the four project countries . The limitations  
443 include the inability to assess all aspects of childbirth and immediate newborn care according to  
444 the ICM Essential Competencies as well as the relatively small sample of participants. The  
445 knowledge assessment only covered selected topics related to routine childbirth and  
446 immediate newborn care. The skills drills had several limitations. The skills drills were  
447 conducted by different country teams which may not have performed the sessions in exactly  
448 the same way even though a standard operating procedure detailing how to perform the  
449 sessions was available. The team members observing and completing the skills drills  
450 observation list may have had differing views on the level to which the specific tasks were  
451 performed by participants leading to potential inter-observer disagreements between  
452 countries. Given that the study was carried out in diverse settings, the social determinants of  
453 health, cultural aspects related to childbirth, and the local health workforce may have  
454 influenced responses to the assessments. Due to the diversity of settings, it may not be possible  
455 to generalize the study's findings, however, transferability of the results is applicable.

456

#### 457 **Conclusion**

458 Our study findings revealed gaps in knowledge and skills as well as behaviour of midwifery care  
459 providers in providing evidence-based quality childbirth and immediate newborn care in all the  
460 project hospitals in Benin, Malawi, Tanzania and Uganda. The important gaps identified warrant  
461 additional research with larger sample sizes and in more diverse settings to confirm or disprove

462 our findings. Further research will also be crucial to investigate if the gaps relate to inadequate  
463 pre-service training, lack of continued professional development, specific facility characteristics,  
464 and/or the cultural and social environment. However, our study findings indicate that  
465 improvements are warranted due to midwifery care providers competency gaps related to  
466 routine childbirth and immediate newborn care, lack of essential commodities, evidence-based  
467 guidelines and mentorship. To overcome these limitations substantial investments in midwifery  
468 care providers education and training, health care facility infrastructure and quality  
469 improvement strategies are needed to ensure that all women, newborns and families are  
470 provided with quality midwifery care during childbirth and the immediate newborn period.

471

#### 472 **List of abbreviations**

473 ALERT Action Leveraging Evidence to Reduce perinatal morTality and morbidity in sub-Saharan  
474 Africa project

475 APGAR Appearance, Pulse, Grimace, Activity, and Respiration

476 ICM International Confederation of Midwives

477 SDG Sustainable Development Goals

478 SSA sub-Saharan Africa

479

#### 480 **Acknowledgments**

481 We would like to thank all the midwifery care providers in the ALERT project maternity units  
482 who took part in the knowledge assessment and the skill drills sessions.

483

484 **Authors Contributions**

485 Conceptualization: Ann-Beth Moller.

486 Data collection:

487 Benin: Hashim Hounkpatin, Gisele Hougbo and Antoinette Sognonvi.

488 Malawi: Effie Chipeta and Bianca Kandeya

489 Tanzania: Beatrice Mwilike, Lilian Mselle.

490 Uganda: Sarah Namutamba, Josephine Babirye, Getrude Namazzi.

491 Formal analysis: Ann-Beth Moller.

492 Funding acquisition: Max Petzold, Claudia Hanson.

493 Methodology: Ann-Beth Moller, Joanne Welsh.

494 Project administration: Claudia Hanson.

495 Supervision: Max Petzold, Claudia Hanson.

496 Writing – original draft: Ann-Beth Moller.

497 Writing – review and editing: Ann-Beth Moller, Joanne Welsh, Christian Agossou, Elizabeth

498 Ayebare, Effie Chipeta, Jean-Paul Dossou, Mechthild M. Gross, Gisele Hougbo, Hashim

499 Hounkpatin, Bianca Kandeya, Beatrice, Mwilike, Max Petzold, Claudia Hanson.

500

501 **Data availability statement**

502 All the results of the study are provided in the manuscript or in the supplementary files. As

503 outlined in the ALERT consortium data management plan, all consortium level anonymized data

504 will be made openly available through Zenodo (<https://www.zenodo.org/>) at the end of the

505 project (2024).

506 **Funding**

507 This study is part of the ALERT-project which is funded by the European Commission's Horizon  
508 2020 (No. 847824) under a call for Implementation research for maternal and child health (CH).

509 The contents of this article are solely the responsibility of the authors and do not reflect the  
510 views of the EU.

511 Publication fees paid by University of Gothenburg, Sweden (ABM).

512 The funders had no role in study design, data collection and analysis, decision to publish, or  
513 preparation of the manuscript.

514

515 **Competing Interests**

516 The authors have declared that no competing interests exist.

## 517 References

- 518 1. WHO, UNICEF, UNFPA, The World Bank Group, United Nations Population Division. Trends in  
519 maternal mortality: 2000 to 2017: estimates by WHO, UNICEF, UNFPA, The World Bank Group and the  
520 United Nations Population Division. Geneva: World Health Organization, 2019.
- 521 2. Levels & Trends in Child Mortality: Report 2011: Estimates Developed by the UN Inter-agency  
522 Group for Child Mortality Estimation. UNICEF, WHO, World Bank, UNPD, 2011.
- 523 3. Adedokun ST, Yaya S. Childhood morbidity and its determinants: evidence from 31 countries in  
524 sub-Saharan Africa. *BMJ Glob Health*. 2020;5(10). Epub 2020/10/14. doi: 10.1136/bmjgh-2020-003109.  
525 PubMed PMID: 33046457; PubMed Central PMCID: PMC7552796.
- 526 4. Aftab F, Ahmed I, Ahmed S, Ali SM, Amenga-Etego S, Ariff S, et al. Direct maternal morbidity and  
527 the risk of pregnancy-related deaths, stillbirths, and neonatal deaths in South Asia and sub-Saharan  
528 Africa: A population-based prospective cohort study in 8 countries. *PLoS Med*. 2021;18(6):e1003644.  
529 Epub 2021/06/29. doi: 10.1371/journal.pmed.1003644. PubMed PMID: 34181649; PubMed Central  
530 PMCID: PMC8277068 following competing interests: ZAB is a member of the Editorial Board of PLOS  
531 Medicine. Remaining authors declared no competing interests.
- 532 5. Department of Economic and Social Affairs (DESA). The Sustainable Development Goals Report  
533 2022. New York: 2022.
- 534 6. ICF, The DHS Program. The DHS Program STATcompiler [cited 2022 22 May]. Available from:  
535 <http://www.statcompiler.com>.
- 536 7. World Health Organization. Strategies toward ending preventable maternal mortality (EPMM).  
537 Geneva: World Health Organization, 2015.
- 538 8. Kruk ME, Gage AD, Joseph NT, Danaei G, García-Saisó S, Salomon JA. Mortality due to low-  
539 quality health systems in the universal health coverage era: a systematic analysis of amenable deaths in  
540 137 countries. *Lancet*. 2018;392(10160):2203-12. Epub 2018/09/10. doi: 10.1016/s0140-6736(18)31668-  
541 4. PubMed PMID: 30195398; PubMed Central PMCID: PMC6238021.
- 542 9. Doctor HV, Nkhana-Salimu S, Abdulsalam-Anibilowo M. Health facility delivery in sub-Saharan  
543 Africa: successes, challenges, and implications for the 2030 development agenda. *BMC Public Health*.  
544 2018;18(1):765. Epub 2018/06/21. doi: 10.1186/s12889-018-5695-z. PubMed PMID: 29921275; PubMed  
545 Central PMCID: PMC6011205.
- 546 10. Carvajal-Aguirre L, Vaz LM, Singh K, Sitrin D, Moran AC, Khan SM, et al. Measuring coverage of  
547 essential maternal and newborn care interventions: An unfinished agenda. *J Glob Health*.  
548 2017;7(2):020101. Epub 2018/02/10. doi: 10.7189/jogh.07.020101. PubMed PMID: 29423175; PubMed  
549 Central PMCID: PMC5804033.
- 550 11. Millogo T, Agbre-Yace ML, Kourouma RK, Yaméogo WME, Tano-Kamelan A, Sissoko FB, et al.  
551 Quality of maternal and newborn care in limited-resource settings: a facility-based cross-sectional study  
552 in Burkina Faso and Côte d'Ivoire. *BMJ Open*. 2020;10(6):e036121. Epub 2020/06/10. doi:  
553 10.1136/bmjopen-2019-036121. PubMed PMID: 32513888; PubMed Central PMCID: PMC7282325.
- 554 12. World Health Organization. Standards for improving quality of maternal and newborn care in  
555 health facilities. Geneva: 2016.
- 556 13. United Nations Department of Economic and Social Affairs. Sustainable Development Goals New  
557 York2015 [cited 2022 27 July]. Available from: <https://sustainabledevelopment.un.org/index.html>.
- 558 14. Winter R, Yourkavitch J, Wang W, Mallick L. Assessment of health facility capacity to provide  
559 newborn care in Bangladesh, Haiti, Malawi, Senegal, and Tanzania. *J Glob Health*. 2017;7(2):020509.  
560 Epub 2018/02/10. doi: 10.7189/jogh.07.020509. PubMed PMID: 29423186; PubMed Central PMCID:  
561 PMC5804038 form at [www.icmje.org/coi\\_disclosure.pdf](http://www.icmje.org/coi_disclosure.pdf) (available on request from the  
562 corresponding author) and declare no competing interests.

- 563 15. Alwy Al-Beity F, Pembe AB, Kwezi HA, Massawe SN, Hanson C, Baker U. "We do what we can do  
564 to save a woman" health workers' perceptions of health facility readiness for management of  
565 postpartum haemorrhage. *Glob Health Action*. 2020;13(1):1707403. Epub 2020/01/14. doi:  
566 10.1080/16549716.2019.1707403. PubMed PMID: 31928163; PubMed Central PMCID:  
567 PMCPMC7006654.
- 568 16. Baker U, Hassan F, Hanson C, Manzi F, Marchant T, Swartling Peterson S, et al. Unpredictability  
569 dictates quality of maternal and newborn care provision in rural Tanzania-A qualitative study of health  
570 workers' perspectives. *BMC Pregnancy Childbirth*. 2017;17(1):55. Epub 2017/02/09. doi:  
571 10.1186/s12884-017-1230-y. PubMed PMID: 28166745; PubMed Central PMCID: PMCPMC5294891.
- 572 17. Gavine A, MacGillivray S, McConville F, Gandhi M, Renfrew MJ. Pre-service and in-service  
573 education and training for maternal and newborn care providers in low- and middle-income countries:  
574 An evidence review and gap analysis. *Midwifery*. 2019;78:104-13. Epub 2019/08/17. doi:  
575 10.1016/j.midw.2019.08.007. PubMed PMID: 31419781.
- 576 18. Nove A, Friberg IK, de Bernis L, McConville F, Moran AC, Najjemba M, et al. Potential impact of  
577 midwives in preventing and reducing maternal and neonatal mortality and stillbirths: a Lives Saved Tool  
578 modelling study. *Lancet Glob Health*. 2021;9(1):e24-e32. Epub 2020/12/05. doi: 10.1016/s2214-  
579 109x(20)30397-1. PubMed PMID: 33275948.
- 580 19. Renfrew MJ, McFadden A, Bastos MH, Campbell J, Channon AA, Cheung NF, et al. Midwifery and  
581 quality care: findings from a new evidence-informed framework for maternal and newborn care. *Lancet*.  
582 2014;384(9948):1129-45. Epub 2014/06/27. doi: 10.1016/s0140-6736(14)60789-3. PubMed PMID:  
583 24965816.
- 584 20. Munabi-Babigumira S, Glenton C, Lewin S, Fretheim A, Nabudere H. Factors that influence the  
585 provision of intrapartum and postnatal care by skilled birth attendants in low- and middle-income  
586 countries: a qualitative evidence synthesis. *Cochrane Database Syst Rev*. 2017;11:CD011558. Epub  
587 2017/11/18. doi: 10.1002/14651858.CD011558.pub2. PubMed PMID: 29148566; PubMed Central  
588 PMCID: PMCPMC5721625.
- 589 21. Gwacham-Anisiobi U, Banke-Thomas A. Experiences of Health Facility Childbirth in Sub-Saharan  
590 Africa: A Systematic Review of Qualitative Evidence. *Matern Child Health J*. 2022;26(3):481-92. Epub  
591 2022/02/27. doi: 10.1007/s10995-022-03383-9. PubMed PMID: 35218462; PubMed Central PMCID:  
592 PMCPMC8917011.
- 593 22. Ayebare E, Jonas W, Ndeezi G, Nankunda J, Hanson C, Tumwine JK, et al. Fetal heart rate  
594 monitoring practices at a public hospital in Northern Uganda - what health workers document, do and  
595 say. *Glob Health Action*. 2020;13(1):1711618. Epub 2020/01/21. doi: 10.1080/16549716.2020.1711618.  
596 PubMed PMID: 31955672; PubMed Central PMCID: PMCPMC7006641.
- 597 23. World Health Organization. Strengthening quality midwifery education for Universal Health  
598 Coverage 2030: framework for action. Geneva: 2019.
- 599 24. Solnes Miltenburg A, Kiritta RF, Bishanga TB, van Roosmalen J, Stekelenburg J. Assessing  
600 emergency obstetric and newborn care: can performance indicators capture health system weaknesses?  
601 *BMC Pregnancy Childbirth*. 2017;17(1):92. Epub 2017/03/23. doi: 10.1186/s12884-017-1282-z. PubMed  
602 PMID: 28320332; PubMed Central PMCID: PMCPMC5359823.
- 603 25. Komolafe AO, Olowokere AE, Irinoye OO. Assessment of integration of emergency obstetric and  
604 newborn care in maternal and newborn care in healthcare facilities in Osun State, Nigeria. *PLoS One*.  
605 2021;16(4):e0249334. Epub 2021/04/16. doi: 10.1371/journal.pone.0249334. PubMed PMID: 33857184;  
606 PubMed Central PMCID: PMCPMC8049269.
- 607 26. Moller AB, Welsh J, Gross MM, Petzold M, Ayebare E, Chipeta E, et al. Assessment of midwifery  
608 care providers intrapartum care competencies, in four sub-Saharan countries: a mixed-method study  
609 protocol. *Reprod Health*. 2021;18(1):50. Epub 2021/03/01. doi: 10.1186/s12978-021-01109-8. PubMed  
610 PMID: 33639966; PubMed Central PMCID: PMCPMC7912468.

- 611 27. Vandenbroucke JP, von Elm E, Altman DG, Gøtzsche PC, Mulrow CD, Pocock SJ, et al.  
612 Strengthening the Reporting of Observational Studies in Epidemiology (STROBE): explanation and  
613 elaboration. *PLoS Med.* 2007;4(10):e297. Epub 2007/10/19. doi: 10.1371/journal.pmed.0040297.  
614 PubMed PMID: 17941715; PubMed Central PMCID: PMCPMC2020496.
- 615 28. Akuze J, Annerstedt KS, Benova L, Chipeta E, Dossou JP, Gross MM, et al. Action leveraging  
616 evidence to reduce perinatal mortality and morbidity (ALERT): study protocol for a stepped-wedge  
617 cluster-randomised trial in Benin, Malawi, Tanzania and Uganda. *BMC Health Serv Res.* 2021;21(1):1324.  
618 Epub 2021/12/14. doi: 10.1186/s12913-021-07155-z. PubMed PMID: 34895216; PubMed Central  
619 PMCID: PMCPMC8665312.
- 620 29. Hobbs AJ, Moller AB, Kachikis A, Carvajal-Aguirre L, Say L, Chou D. Scoping review to identify and  
621 map the health personnel considered skilled birth attendants in low-and-middle income countries from  
622 2000-2015. *PLoS One.* 2019;14(2):e0211576. Epub 2019/02/02. doi: 10.1371/journal.pone.0211576.  
623 PubMed PMID: 30707736; PubMed Central PMCID: PMCPMC6358074 responsible for the views  
624 expressed in this article and they do not necessarily represent the views, decisions or policies of the  
625 funding bodies or institutions with which they are affiliated.
- 626 30. The International Confederation of Midwives. The International Confederation of Midwives  
627 (ICM) Essential Competencies for Midwifery Practice Framework 2019. The Hague: 2019.
- 628 31. Butler MM, Fullerton JT, Aman C. Competence for basic midwifery practice: Updating the ICM  
629 essential competencies. *Midwifery.* 2018;66:168-75. Epub 2018/09/08. doi:  
630 10.1016/j.midw.2018.08.011. PubMed PMID: 30193133.
- 631 32. Laerdal Mama Birthie Kit. Available from: [https://www.laerdal.com/fr/products/simulation-](https://www.laerdal.com/fr/products/simulation-training/obstetrics-paediatics/mamabirthie)  
632 [training/obstetrics-paediatics/mamabirthie](https://www.laerdal.com/fr/products/simulation-training/obstetrics-paediatics/mamabirthie).
- 633 33. StataCorp. College Station TSL. Stata Statistical Software: Release 16. 2019.
- 634 34. Ayres-de-Campos D, Spong CY, Chandraran E. FIGO consensus guidelines on intrapartum fetal  
635 monitoring: Cardiotocography. *Int J Gynaecol Obstet.* 2015;131(1):13-24. Epub 2015/10/05. doi:  
636 10.1016/j.ijgo.2015.06.020. PubMed PMID: 26433401.
- 637 35. World Health Organization. WHO recommendations: intrapartum care for a positive childbirth  
638 experience. Geneva: 2018.
- 639 36. Ministry of Health Malawi. Malawi National Reproductive Health Service Delivery Guidelines  
640 2014-2019. Lilongwe: 2014.
- 641 37. Ministry of Health Uganda. Essential Maternal and Newborn Clinical Care Guidelines for Uganda  
642 Kampala: 2022.
- 643 38. Ministère de la Santé – Direction de la Santé de la Mère et de l’Enfant. Protocoles des services  
644 de santé familiale au Bénin - Volet femme. Benin: 2018.
- 645 39. Itote EW, Fleming LC, Mallinson RK, Gaffney KF, Jacobsen KH. Knowledge of intrapartum care  
646 among obstetric care providers in rural Kenya. *Int Health.* 2019;11(4):258-64. Epub 2018/11/02. doi:  
647 10.1093/inthealth/ihy078. PubMed PMID: 30383223.
- 648 40. Yigzaw T, Abebe F, Belay L, Assaye Y, Misganaw E, Kidane A, et al. Quality of Midwife-provided  
649 Intrapartum Care in Amhara Regional State, Ethiopia. *BMC Pregnancy Childbirth.* 2017;17(1):261. Epub  
650 2017/08/18. doi: 10.1186/s12884-017-1441-2. PubMed PMID: 28814285; PubMed Central PMCID:  
651 PMCPMC5558781.
- 652 41. Esan DT, Adedeji OA, Bello CB, Omolafe MC. Knowledge and practices of immediate newborn  
653 care among midwives in selected health care facilities in Ekiti State, Nigeria. *Pan Afr Med J.* 2020;37:263.  
654 Epub 2021/02/19. doi: 10.11604/pamj.2020.37.263.24628. PubMed PMID: 33598078; PubMed Central  
655 PMCID: PMCPMC7864274.
- 656 42. Bogren M, Kaboru BB, Berg M. Barriers to delivering quality midwifery education programmes in  
657 the Democratic Republic of Congo - An interview study with educators and clinical preceptors. *Women*



- 658 Birth. 2021;34(1):e67-e75. Epub 2020/07/06. doi: 10.1016/j.wombi.2020.06.004. PubMed PMID:  
659 32620381.
- 660 43. World Health Organization, UNFPA. Ending Preventable Maternal Mortality (EPMM): A Renewed  
661 Focus for Improving Maternal and Newborn Health and Wellbeing. Geneva: 2021.
- 662 44. World Health Organization. Every Newborn Action Plan: 2025 Coverage Targets and Milestones.  
663 Geneva: 2020.
- 664 45. Mattison CA, Lavis JN, Wilson MG, Hutton EK, Dion ML. A critical interpretive synthesis of the  
665 roles of midwives in health systems. Health Res Policy Syst. 2020;18(1):77. Epub 2020/07/10. doi:  
666 10.1186/s12961-020-00590-0. PubMed PMID: 32641053; PubMed Central PMCID: PMC7346500.
- 667 46. Muraraneza C, Mtshali NG, Mukamana D. Issues and challenges of curriculum reform to  
668 competency-based curricula in Africa: A meta-synthesis. Nurs Health Sci. 2017;19(1):5-12. Epub  
669 2016/11/03. doi: 10.1111/nhs.12316. PubMed PMID: 27805792.
- 670 47. Moller A-B, Welsh J, Ayebare E, Chipeta E, Gross MM, Hougbo G. Are midwives ready to  
671 provide quality evidence-based care after pre-service training? Curricula assessment in four countries—  
672 Benin, Malawi, Tanzania, and Uganda. PLOS Glob Public Health. 2022;2(9):e0000605.

673

674

## 675 **Supporting information files**

676 S1 Table. STROBE Statement

677 S2 Text. Knowledge assessment questionnaire

678 S3 Text. Skills drills script and observation checklist

679 S4 Table. Knowledge assessment results section 2-7

680 S5 Figure. Skills drills summary results

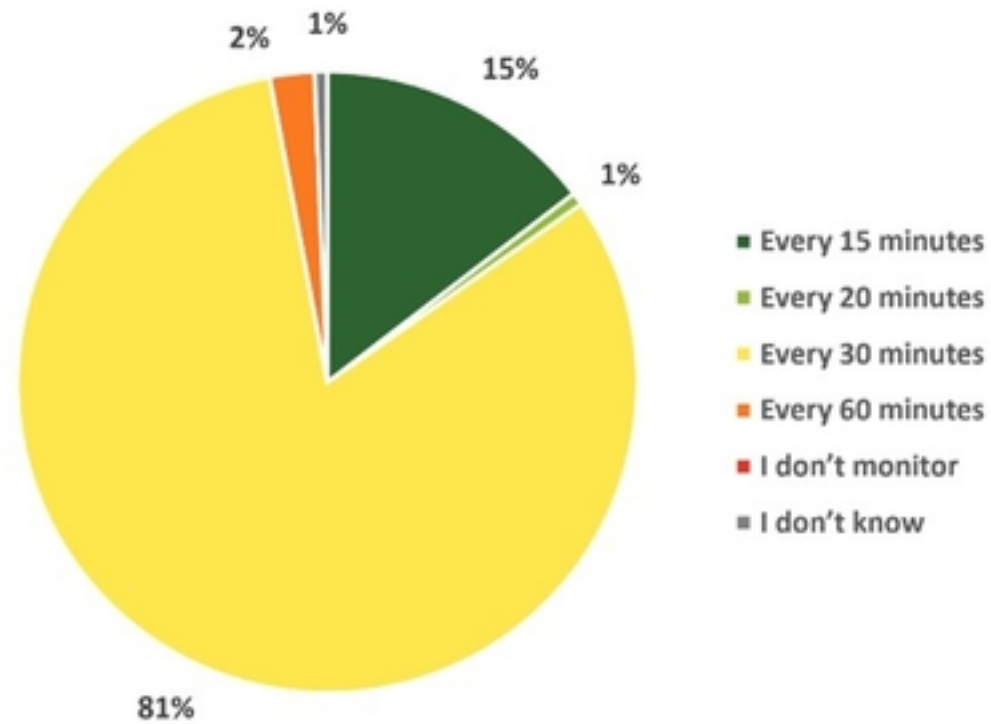
681 S6 Figure. Skills drills traffic light



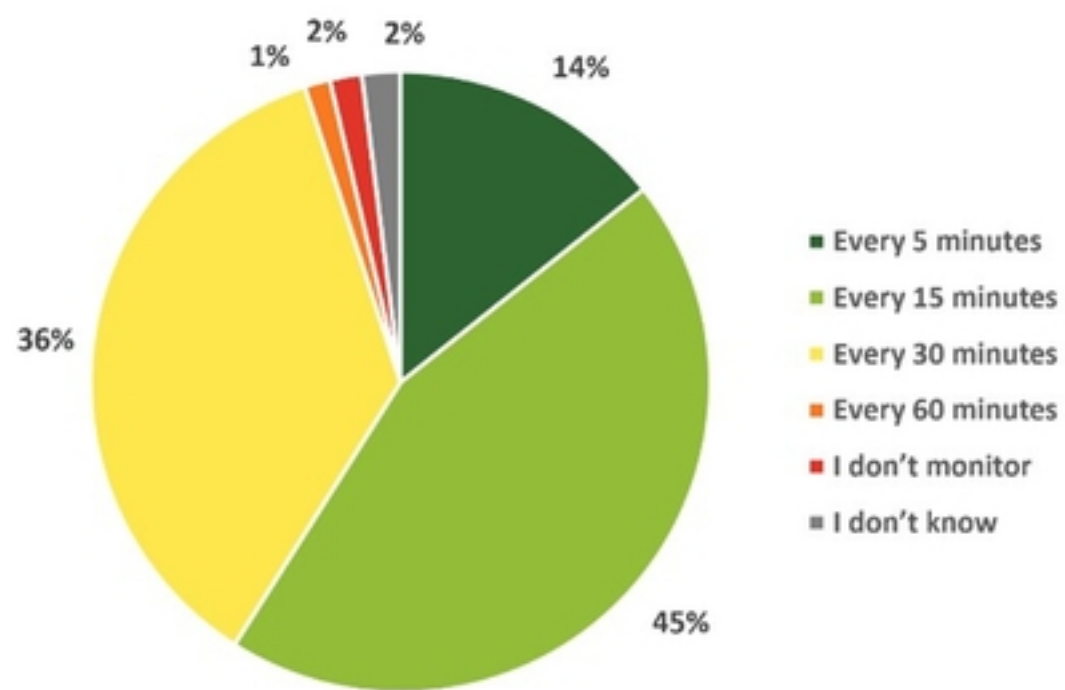


Figure

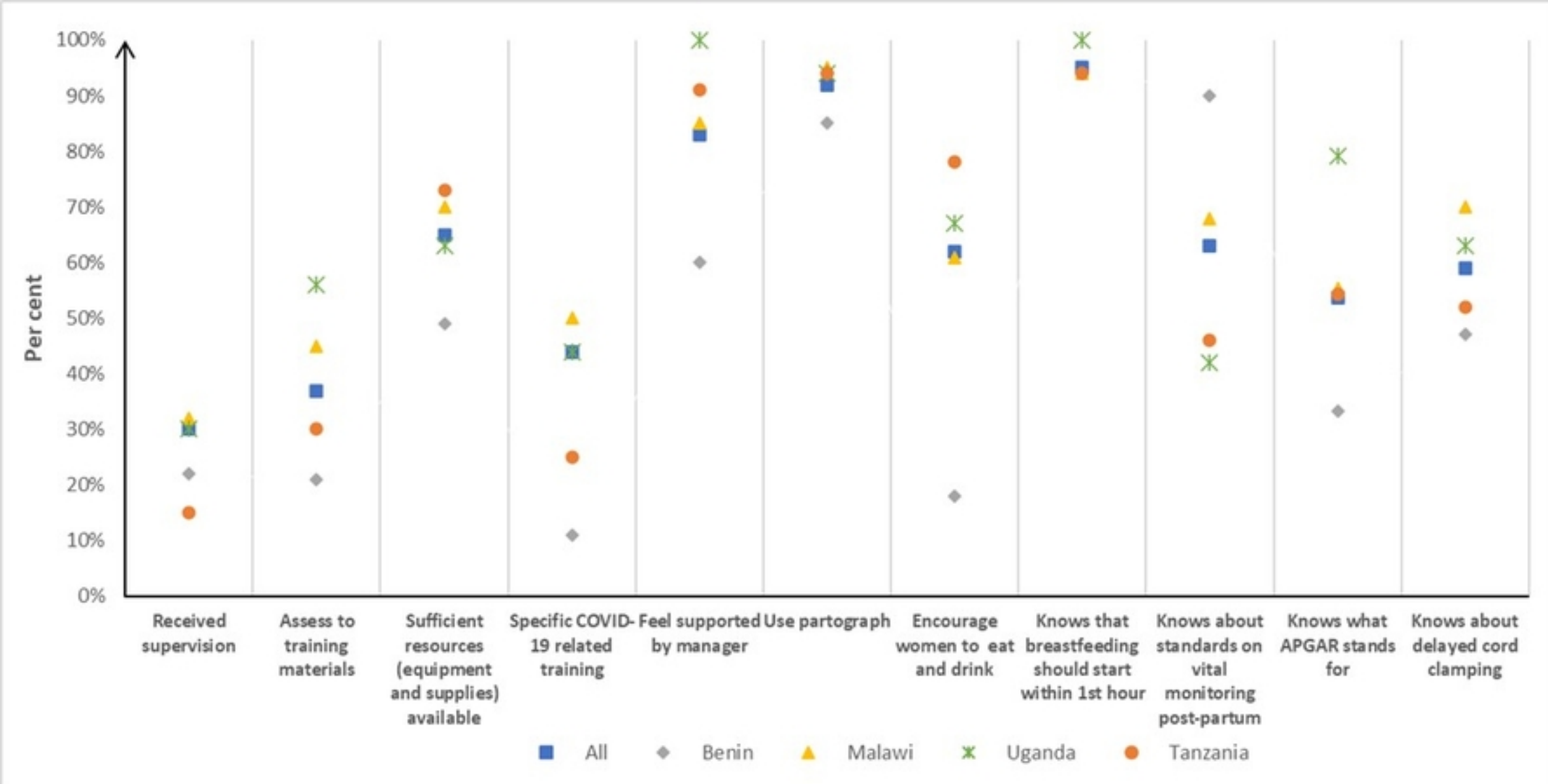
1st stage of labour



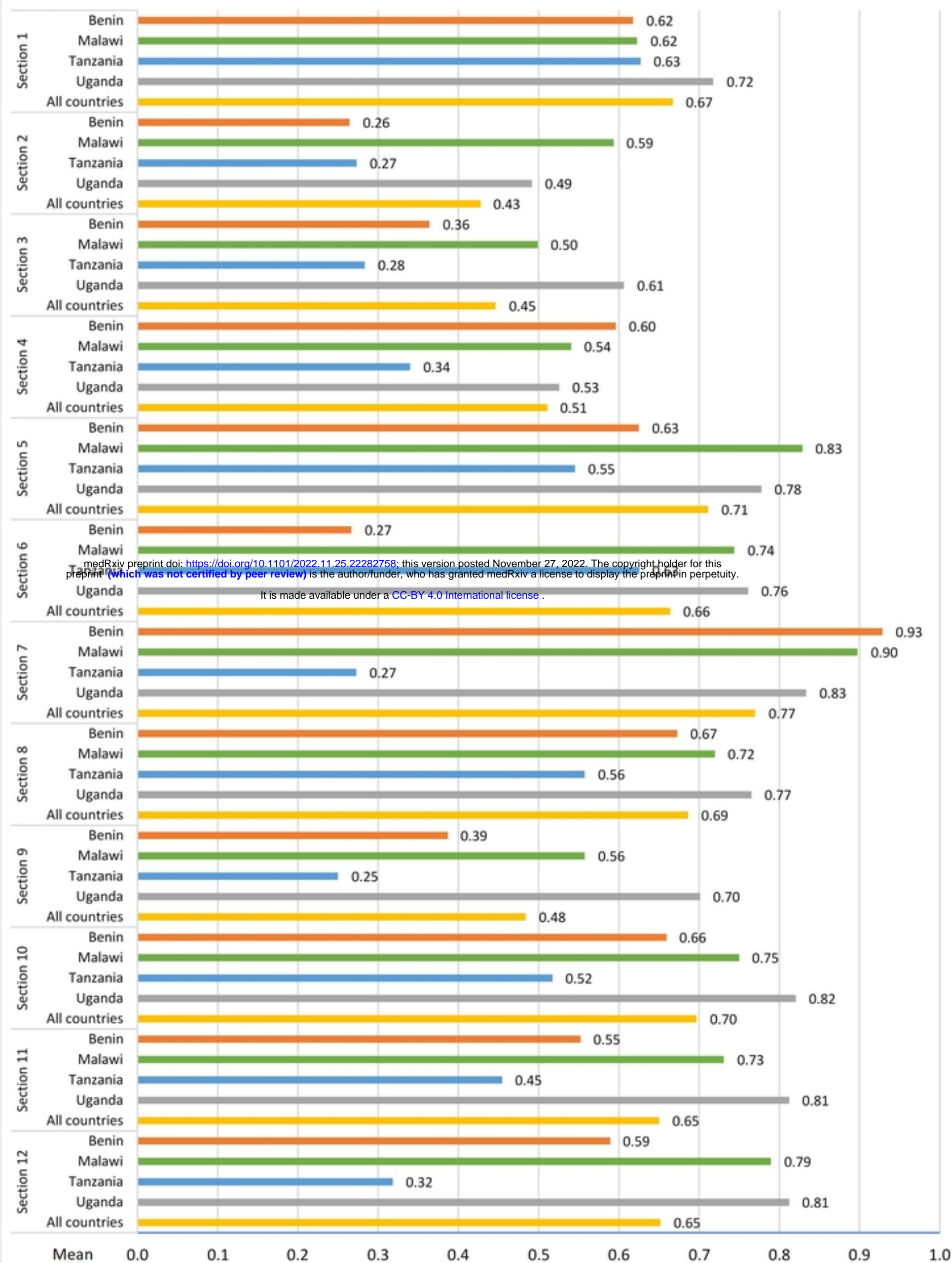
2nd stage of labour



Figure



Figure



medRxiv preprint doi: <https://doi.org/10.1101/2022.11.25.22282758>; this version posted November 27, 2022. The copyright holder for this preprint (which was not certified by peer review) is the author/funder, who has granted medRxiv a license to display the preprint in perpetuity. It is made available under a [CC-BY 4.0 International license](https://creativecommons.org/licenses/by/4.0/).

### Guide to section numbering

- |  |   |  |
|--|---|--|
| 1. Provider treats patient in cordial manner | 6. Vaginal examination                          | 10. AMTSL                              |
| 2. Admission                                 | 7. Documentation (record collected information) | 11. Performs immediate postpartum care |
| 3. Clinical history-taking                   | 8. Provider ensures safe and clean birth        | 12. Documentation of AMTSL             |
| 4. Physical examination                      | 9. Rapid and initial assessment of the baby     |  |
| 5. Obstetric examination                     |   |  |

AMTSL: Active management of the third stage of labour