

1 **Title**

2 Prevalence and associated factors of depression among junior healthcare professionals of public
3 teaching hospitals of Bangladesh: An analytical cross-sectional study

4 **Authors:**

5 Gazi Md. Salahuddin Mamun^{1,2*}, Md. Zakiul Hassan³, Aysha Khatun⁴, Md. Farhad Kabir²,
6 Shamsun Nahar Shaima², Sadia Afrin⁵, Nuhad Raisa Seoty¹

7 **Affiliations:**

8 ¹ Department of Public Health, State University of Bangladesh, Dhaka, Bangladesh

9 ² Nutrition & Clinical Services Division, International Centre for Diarrhoeal Disease Research,
10 Bangladesh (icddr,b), Dhaka, Bangladesh

11 ³ Infectious Diseases Division, International Centre for Diarrhoeal Disease Research, Bangladesh
12 (icddr,b), Dhaka, Bangladesh

13 ⁴ Department of Microbiology, Pabna Medical College, Pabna, Bangladesh

14 ⁵ Department of Child, Adolescent & Family Psychiatry, National Institute of Mental Health and
15 Hospital, Dhaka, Bangladesh

16 ***Corresponding author:**

17 Dr. Gazi Md. Salahuddin Mamun, gazi.mamun@icddr.org, +8801911039103

18

19 Contact information of other authors:

20 MZH: zhassan@icddr.org

- 21 AK: ayshass34@gmail.com
- 22 MFK: farhadkabir@icddrb.org
- 23 SNS: shamsun.shaima@icddrb.org
- 24 SA: sadiafrin1011@gmail.com
- 25 NRS: seoty@sub.edu.bd
- 26

27 **Abstract**

28 Due to the significant number and its effects on quality of life, depression is becoming a major
29 concern worldwide. Though its prevalence among junior healthcare professionals is also
30 increasing day by day, still very few data are available regarding this. So, we've conducted a
31 study to find out the prevalence and associated factors of depression among this vulnerable
32 population. A total of 218 participants were enrolled from two public teaching tertiary-level
33 hospitals in Dhaka, Bangladesh from October 2018 to April 2019. Data were collected by using a
34 self-administered questionnaire including the WHO-5 well-being index. Prevalence of major
35 depression was found at 17.9% and poor-emotional well-being was 25.2%. Factors associated
36 independently with major depression were those thinking to be a doctor as the wrong decision
37 (aRRR: 6.85, 95% CI: 1.40-33.45, p=0.017) and taking sedative or anxiolytic drugs (aRRR: 4.54,
38 95% CI: 1.50-13.73, p=0.007). On the other hand, doing physical exercise (aRRR: 0.32, 95% CI:
39 0.12-0.89, p=0.028) and being satisfied in their current job position (aRRR: 0.07, 95% CI: 0.02-
40 0.29, p<0.001) had significantly less chance of being suffering of major depression. Suicidal and
41 self-hurting ideation was also found among 23.4% of participants. If these modifiable factors can
42 be addressed properly and by taking necessary steps against these simply identifiable factors,
43 unwanted incidences can be prevented especially in low- and middle-income countries.

44

45 **Keywords:** depression, prevalence, factors of depression, junior healthcare professionals,

46 Bangladesh

47

48

49 **What is already known on this topic –**

50 Depression is common among healthcare professionals but is still neglected especially in low-
51 and middle-income countries.

52 **What this study adds –**

53 Thinking of being a doctor as the wrong decision, taking sleeping pills, not doing physical
54 exercise, and being not satisfied in their current job position are associated with depression
55 among junior healthcare professionals. Suicidal and self-hurting ideation were also found high
56 among the participants.

57 **How this study might affect research, practice or policy –**

58 Early identification of major depression by simple factors may help to initiate prompt strategies
59 that will reduce the burden of depression among junior healthcare professionals and may
60 improve the healthcare services of low- and middle-income countries.

61

62 **Introduction**

63 Depression is a common mental disorder associated with impaired quality of life [1]. It is a
64 growing health issue in both developed and developing countries. General unawareness at the
65 population level, lack of training among healthcare providers, and scarcity of resources including
66 treatment opportunities may conceal the real burden of depression in developing countries [2].
67 According to WHO, worldwide 5% of adults suffer from depression [3]. According to a national
68 mental health survey in 2019, in Bangladesh, 6.7% of people suffer from depressive disorders
69 [4]. Among the WHO's South East Asia Region, Bangladesh ranks highest in anxiety disorders
70 [5]. Also, suicide is the 4th leading cause of death among 15-29 years old throughout the world
71 which is a consequence of major depression [3].

72 Although the physical health of medical practitioners is better than average, they are at
73 significantly higher risk of mental illness and suicide than the general population [6]. Physicians
74 are exposed to high levels of occupational stress resulting in suffering from some mental
75 disorders like anxiety, depression, and occupational burnout [7]. This may lead to affect their
76 professional performance and the quality of healthcare service provided [8-10]. Beyond the
77 effects of depression on individuals, resident physicians' depression was found to be associated
78 with poor-quality patient care and increased medical errors [9]. These issues have negative
79 effects on patients' health and the development of the healthcare system especially in low- and
80 middle-income countries where the healthcare system is mainly based on manpower sources
81 [11]. As a result, concern about the psychological well-being of physicians has increased and
82 leading to further research regarding the factors that influence the mental health of physicians.

83 Depression has a great impact on the personal and social life of an individual. It also affects the
84 quality of work, especially in a very sensitive profession as a physician. Internship and training
85 periods for the post-graduation are also known to be a time of high stress. Newly appointed
86 physicians are faced with long work hours, sleep deprivation, loss of autonomy, and extreme
87 emotional situations during this period.

88 In Bangladesh, the primary workforces of a tertiary-level hospital are intern doctors, honorary
89 medical officers (HMO), and indoor medical officers (IMO). From the very beginning of their
90 professional life, they've to struggle a lot to be established in society such as post-graduation of
91 the desired subject, achieving a secured job, maintaining happy family life, etc. These struggles
92 may lead to depression.

93 On the other hand, the doctor-patient relationship is not up to a satisfactory level in Bangladesh,
94 and depression among healthcare professionals may be one of the causes of it. Though there is
95 no available data in Bangladesh, depression may also be responsible for some preventable
96 medical errors in Bangladesh.

97 Some studies have been conducted in Bangladesh to find out the prevalence of depression among
98 different population groups, but no study is found to evaluate the mental status of junior
99 healthcare professionals who are directly responsible for the treatment of a majority of the
100 population and also to gain the achievements of health sectors in Bangladesh.

101

102 **Methods and materials**

103 **Study design and population:**

104 This study was a cross-sectional study conducted to find out the level of depression among junior
105 healthcare professionals in two selected public teaching hospitals in Bangladesh. All the intern
106 doctors, Honorary Medical Officers & Indoor Medical Officers of these hospitals were the study
107 population. Junior healthcare professionals having less than 6 months of working experience
108 were excluded from the study. For those who were busy with emergency patient management
109 and not interested to take part in this study, data were not collected also from them.

110 **Study setting:**

111 This study was conducted in the following two selected public teaching hospitals in Dhaka, the
112 capital city of Bangladesh: Dhaka Medical College Hospital (DMCH) and Sir Salimullah
113 Medical College Mitford Hospital (SSMCMH). Both of these are tertiary-level hospitals having
114 a capacity of 2300 beds and 800 beds respectively. But most of the time, several times more
115 patients stay in these hospitals. Every day all types of patients from different corners of
116 Bangladesh are reported to these hospitals to get better management. They have almost all the
117 specialty/sub-specialty of Medical science here with almost all modern investigation facilities.

118 **Working definitions:**

119 Junior healthcare professionals: Doctors who are working as intern doctors or honorary medical
120 officers or indoor medical officers were considered junior healthcare professionals in this study.
121 These are training posts. Above these posts, the mid-level physicians are assistant registrar,

122 registrar, resident physician or resident surgeon, etc. Senior posts included consultants and
123 professors.

124 Intern doctors: After completing the 5 years course of Bachelor of Medicine and Bachelor of
125 Surgery (MBBS), each doctor has to do 1-year training as an internship to take the registration
126 no. from Bangladesh Medical & Dental Council (BMDC). This period is known as an internship.
127 During this training period, intern doctors can't take part in private practice or duty anywhere
128 other than their assigned training hospital.

129 Honorary Medical Officer (HMO): After completion of the internship, a doctor has to do training
130 for the post-graduation degree according to the specialties. This training was mostly done in
131 government medical college hospitals without any payment. For FCPS training, this period was
132 up to 4 years. For MD or MS training (non-residency), this training period is up to 5 years.

133 Indoor Medical Officers (IMO): They are government officers placed in training posts at tertiary-
134 level hospitals for post-graduation training according to the availability of posts in the hospital.
135 They are paid according to the government pay scale. Usually, they have to come in this post
136 after completing a minimum of 2 years of placement in Upazila Health Complex i.e. the primary
137 healthcare level in Bangladesh.

138 Depression: According to American Psychiatric Association, Depression (major depressive
139 disorder) is a common and serious medical illness that negatively affects one's feelings, thinking,
140 and acting. Based on some previous study findings, having a score ≤ 28 on the WHO-5 well-
141 being questionnaire was considered a major depression in this study [12]. A score < 52 on the
142 WHO-5 well-being index is suggestive of poor emotional well-being and also is an indicator for
143 further testing [12].

144 Recent life changes: Recent life changes of the participants mean that was there any significant
145 change in their life that could affect a confounder in this study. The options used for this quarry
146 were loss of job (self or family member), move or death of loved ones, failure in any
147 professional examination, or any other incidents like these.

148 **Sample size calculation:**

149 As this is a cross-sectional study, so the sample size was calculated by the $n = Z^2pq/d^2$ equation.
150 Prevalence of depression (p) was considered 17% in a study conducted in the neighboring
151 country among the post-graduate resident physicians in a tertiary health care institute [13].
152 Considering the 95% confidence interval and the degree of accuracy required (d) as 5%, the total
153 sample size was 217. For an equal collection of data from 2 selected hospitals, data were
154 collected from a total of 218 participants.

155 **Sampling technique:**

156 Study site selection: From the list of four tertiary-level public teaching hospitals in Dhaka city,
157 two hospitals were selected by purposive sampling.

158 Selection of the respondents: In selected two tertiary level hospitals, $218/2 = 109$ respondents
159 from each hospital were included by convenience type of non-probability sampling until the
160 sample size was fulfilled. Participants were included from all departments of the hospitals.

161 **Data collection method and instrument:**

162 A semi-structured questionnaire was developed to collect the socio-demographic, occupation,
163 and lifestyle-related data of the respondents. The sociodemographic and lifestyle-related
164 variables were created by literature review. To measure the level of depression, a previously

165 verified and published questionnaire named as WHO-5 well-being questionnaire was used. After
166 developing the questionnaire, it was pretested among ten junior healthcare professionals similar
167 to the study population other than the study area to identify potential problems in the
168 questionnaire. After pre-testing, the questionnaire was finalized.

169 Data were collected from enrolled participants from 06 October 2018 to 20 April 2019. For the
170 enrolment, after taking verbal permission from the on-duty mid-level physicians and proper
171 briefing about the study to the on-duty junior physicians, written informed consents were taken
172 from those who were interested to take part in this study. Then the self-administered
173 questionnaire was given and explained to them properly about it. Those who were free at that
174 time, filled it up and returned it to the investigator immediately. Those who were busy had taken
175 the questionnaire and after filling it up returned on the following days. Investigator checked for
176 the completeness of the questionnaires during the collection from the participants.

177 In this study, depression was assessed by using the WHO-5 well-being index. It is not only a
178 well-validated measure of positive well-being, but is also used in a wide range of settings
179 including several population groups. This questionnaire has also been shown to have good
180 sensitivity to depression [12,14]. A difference from some other scales is that it is a positive mood
181 scale, measuring the absence rather than the presence of negative mood in the last 14 days. In
182 this questionnaire, on a six-point Likert scale ranging from 0 (not present) to 5 (constantly
183 present), the degree to which specifically mentioned feelings were present in the last 14 days was
184 recorded. Then the raw scores were multiplied by four to transform into a score from 0 (worst
185 thinkable well-being) to 100 (best thinkable well-being). The sensitivity and specificity of the
186 WHO-5 well-being index for depression are 93% and 83% respectively [15].

187 **Data management and analysis:**

188 Initially, data were checked for completeness, and correctness to exclude inconsistent data.
189 Corrected and completed data were then entered into the SPSS for Windows (version 20.0; SPSS
190 Inc, Chicago). All statistical analyses were done using STATA SE 13.0 (Texas, USA) software.
191 Bivariate logistic regression analysis was done to find out the associated factors of depression
192 and expressed as odds ratio (OR). Multinomial logistic regression analysis was done to find out
193 the independently associated factors of depression. In the regression model, depression level by
194 WHO-5 well-being questionnaire score was the dependent variable whereas significantly
195 associated factors with depression (from bivariate analysis) were the independent variables. The
196 strength of association was estimated by evaluating the relative risk ratio of multinomial logistic
197 regression (RRR). In this study, having a p-value <0.05 was considered a statistically significant
198 factor.

199 **Ethical clearance:**

200 Ethical clearance for this study was taken from the Ethical Review Committee of the State
201 University of Bangladesh before starting the study.

202

203 **Results**

204 During the study period, a total of 218 participants were enrolled in this study. Among them 124
205 participants (56.9%) were normal, 55 participants (25.2%) were in poor-emotional well-being
206 and 39 participants (17.9%) were in major depression according to the WHO-5 well-being
207 questionnaire. Though male and female participants were equal, 167 participants (76.6%) were

208 below 31 years old. Nearly half of the participants were intern doctors (n= 97, 44.5%), while
209 remaining were HMO (n=52, 23.9%) or IMO (n=69, 31.7%). Almost one-fourth of the
210 participants (n=51, 23.4%) thought that they would be better off dead or hurting herself/himself
211 at least once within the last 14 days. Among the participants, half of them were satisfied (n=116,
212 53.2%) with their job (Figure 1).

213 Compared to the participants with normal well-being, those who were in a poor emotional well-
214 being state, came to this profession by their family choice (OR: 2.53, 95% CI: 1.32-4.88,
215 p=0.005), thought that the decision to be a physician was wrong (OR: 5.37, 95% CI: 1.56-18.41,
216 p=0.008) or being more confused about being in this profession (OR: 3.41, 95% CI: 1.68-6.39,
217 p=0.001), had more chance of suffering from chronic illness (OR: 2.85, 95% CI: 1.13-7.18,
218 p=0.026), and taking sedative or anxiolytic drugs (OR: 3.02, 95% CI: 1.39-6.56, p=0.005).
219 Simultaneously they did not have any additional degree after graduation (OR: 0.34, 95% CI:
220 0.12-0.94, p=0.038), and were less likely to be satisfied in their current job position (OR: 0.27,
221 95% CI: 0.14-0.53, p<0.001). Other variables were comparable between these two groups (Table
222 1).

223 **Table 1: Comparison between the participants with normal and poor emotional well-being**

Variables	Normal n= 124 (%)	Poor emotional well-being n= 55 (%)	OR (95% CI)	P value
Age (mean \pm SD)	27.8 \pm 3.9	27.1 \pm 2.8	0.95 (0.87-1.04)	0.271
Female sex	57 (46.0)	27 (49.1)	1.13 (0.60-2.14)	0.699
Unmarried	66 (53.2)	33 (60.0)	1.30 (0.68-2.47)	0.432

Live in extended family	35 (28.2)	8 (14.6)	0.43 (0.19-1.01)	0.052
Job choice by the family	36 (29.0)	28 (50.9)	2.53 (1.32-4.88)	0.005
• Right	92 (74.2)	24 (43.6)	Reference	
• Wrong	5 (4.0)	7 (12.7)	5.37 (1.56-18.41)	0.008
• Confused	27 (21.8)	24 (43.6)	3.41 (1.68-6.39)	0.001
Additional degree	28 (22.6)	5 (9.1)	0.34 (0.12-0.94)	0.038
Other jobs	34 (27.4)	15 (27.3)	0.99 (0.49-2.02)	0.984
Chronic illness	10 (8.1)	11 (20.0)	2.85 (1.13-7.18)	0.026
Working hours (weekly)	60.9 ± 18.7	57.6 ± 15.8	0.99 (0.97-1.01)	0.255
Sleeping hours (weekly)	46.4 ± 10.1	43.7 ± 8.5	0.97 (0.94-1.01)	0.092
Family H/O depression	16 (12.9)	6 (10.9)	1.06 (0.38-2.93)	0.915
Recent life change	17 (13.7)	10 (18.2)	1.40 (0.59-3.29)	0.442
Sedative, anxiolytic drug	16 (12.9)	17 (30.9)	3.02 (1.39-6.56)	0.005
Exercise	72 (58.1)	30 (54.6)	0.87 (0.46-1.64)	0.661
Alcohol	2 (1.6)	4 (7.3)	4.78 (0.85-26.94)	0.076
Satisfaction	90 (72.6)	23 (41.8)	0.27 (0.14-0.53)	<0.001

224

225 Compared to the participants with normal well-being, those who were in major depression, came
 226 to this profession by their family choice (OR: 3.51, 95% CI: 1.67-7.41, p=0.001), and thought
 227 that the decision of being a physician was wrong (OR: 32.71, 95% CI: 9.70-110.28, p<0.001) or
 228 being more confused about being in this profession (OR: 5.30, 95% CI: 2.07-13.58, p=0.001),

229 had more chance of suffering from chronic illness (OR: 3.93, 95% CI: 1.50-10.34, p=0.006),
 230 family history of depression (OR: 3.37, 95% CI: 1.35-8.38, p=0.009), and taking sedative or
 231 anxiolytic drugs (OR: 9.70, 95% CI: 4.25-22.17, p<0.001). Simultaneously they had fewer
 232 sleeping hours (OR: 0.95, 95% CI: 0.91-0.99, p=0.026), were less involved in doing physical
 233 exercise (OR: 0.32, 95% CI: 0.15-0.69, p=0.004), and were less likely to be satisfied in their
 234 current job position (OR: 0.03, 95% CI: 0.01-0.11, p<0.001). Other variables were comparable
 235 between these two groups (Table 2).

236 **Table 2: Comparison between the participants of normal and major depression**

Variables	Normal n= 124 (%)	Major depression n= 39 (%)	OR	P value
Age (mean ± SD)	27.8 ± 3.9	28.0 ± 4.4	1.01 (0.92-1.11)	0.811
Female	57 (46.0)	25 (64.1)	2.10 (1.00-4.41)	0.051
Unmarried	66 (53.2)	18 (46.2)	0.74 (0.36-1.52)	0.415
Live in extended family	35 (28.2)	9 (23.1)	0.76 (0.33-1.77)	0.528
Job choice by the family	36 (29.0)	23 (59.0)	3.51 (1.67-7.41)	0.001
• Right	92 (74.2)	9 (23.1)	Reference	
• Wrong	5 (4.0)	16 (41.0)	32.71 (9.70-110.28)	<0.001
• Confused	27 (21.8)	14 (35.9)	5.30 (2.07-13.58)	0.001
Additional degree	28 (22.6)	5 (12.8)	0.50 (0.18-1.41)	0.192
Other jobs	34 (27.4)	7 (18.0)	0.58 (0.23-1.44)	0.238

Chronic illness	10 (8.1)	10 (25.6)	3.93 (1.50-10.34)	0.006
Working hours (weekly)	60.9 ± 18.7	59.3 ± 18.4	0.99 (0.98-1.02)	0.624
Sleeping hours (weekly)	46.4 ± 10.1	42.4 ± 8.2	0.95 (0.91-0.99)	0.026
Family H/O depression	16 (12.9)	11 (28.2)	3.37 (1.35-8.38)	0.009
Recent life change	17 (13.7)	8 (20.5)	1.62 (0.64-4.12)	0.307
Sedative, anxiolytic drug	16 (12.9)	23 (59.0)	9.70 (4.25-22.17)	<0.001
Exercise	72 (58.1)	12 (30.8)	0.32 (0.15-0.69)	0.004
Alcohol	2 (1.6)	2 (5.1)	3.30 (0.45-24.22)	0.241
Satisfaction	90 (72.6)	3 (7.7)	0.03 (0.01-0.11)	<0.001

237

238 After adjusting the potential confounders, in multinomial multivariable logistic regression
 239 analysis, no significant associated factor was found in suffering from poor emotional well-being
 240 compared to normal well-being status. But thinking to be a doctor as the wrong decision (aRRR:
 241 6.85, 95% CI: 1.40-33.45, p=0.017), and taking sedative or anxiolytic drugs (aRRR: 4.54, 95%
 242 CI: 1.50-13.73, p=0.007) were significantly associated with major depression. On the other hand,
 243 doing physical exercise (aRRR: 0.32, 95% CI: 0.12-0.89, p=0.028) and being satisfied in their
 244 current job position (aRRR: 0.07, 95% CI: 0.02-0.29, p<0.001) had significantly less chance of
 245 being suffering of major depression (Table 3).

246 **Table 3: Results of multinomial multivariable logistic regression analysis to explore the**
 247 **independent factors of poor emotional well-being and major depression**

Variables	Normal vs Poor emotional well-being	Normal vs Major depression
-----------	-------------------------------------	----------------------------

	aRRR (95% CI)	P value	aRRR (95% CI)	P value
Female sex	0.97 (0.45-2.08)	0.930	2.07 (0.73-5.86)	0.171
Extended family	0.43 (0.16-1.17)	0.099	0.73 (0.22-2.46)	0.615
Choice by family	1.52 (0.70-3.30)	0.291	1.10 (0.38-3.19)	0.868
The decision of being a doctor				
• Wrong	2.73 (0.65-11.54)	0.172	6.85 (1.40-33.45)	0.017
• Confused	1.80 (0.78-4.17)	0.171	2.36 (0.70-7.93)	0.165
Additional degree	0.40 (0.12-1.31)	0.131	0.61 (0.15-2.51)	0.491
Chronic illness	3.04 (0.99-9.31)	0.051	3.59 (0.93-13.85)	0.063
Sleeping hours (weekly)	0.99 (0.95-1.03)	0.671	1.00 (0.94-1.06)	0.974
Family H/O depression	0.73 (0.22-2.44)	0.607	1.87 (0.48-7.23)	0.365
Sedative, anxiolytic drug	1.84 (0.73-4.61)	0.196	4.54 (1.50-13.73)	0.007
Exercise	0.88 (0.43-1.83)	0.740	0.32 (0.12-0.89)	0.028
Satisfaction	0.46 (0.21-1.01)	0.052	0.07 (0.02-0.29)	<0.001

248

249

250 **Discussion**

251 To our knowledge, this is the first study that evaluated the prevalence and associated factors of
252 depression among junior healthcare professionals in public teaching hospitals in Dhaka, the
253 capital of Bangladesh. The main observation of this study is that the prevalence of major
254 depression was 17.9% among junior healthcare professionals and was associated with thinking of
255 being a doctor as a wrong decision, taking sedative or anxiolytic drugs, not doing physical
256 exercise, and not being satisfied with the current job position. Besides these, 25.2% of
257 participants were in poor emotional well-being which was associated with suffering from chronic
258 illness, and no satisfaction in the job. Also, among the participants, 23.4% thought that they
259 would be better off dead or hurting herself/himself at least once within the last 14 days.

260 Medical practitioners at all stages of their careers have higher levels of depression than the
261 general population. A series of recent meta-analyses estimates the prevalence of depression to be
262 27% in medical students [16] and 29% in resident physicians [17]. Perpetuating the problem,
263 medical practitioners may be reluctant to seek help for their own mental health issues. Whilst this
264 is likely due to a range of factors, stigma in particular acts as a barrier to seeking appropriate care
265 [6]. A study conducted by Grover S et al, among medical professionals of a tertiary care hospital
266 in North India, has found that about 30.1% of physicians had depression [18]. Previous
267 investigations from US, Britain, and Japan concluded that the prevalence of depressive
268 symptoms among physicians varied from 10% to 15% [7]. Another study from the Netherlands
269 indicated that depressive symptoms and anxiety were prevalent in 29% and 24% of physicians,
270 respectively [19].

271 We've found that major depression is also higher among those who used sedatives and/or
272 anxiolytics. Studies have shown that patients suffering from depression may present with sleep
273 deprivation [20] and also sleep disturbance precedes depression in elderly patients [21]. Recent
274 studies also suggest that the relationship between sleep and depression may be bidirectional [22].
275 So, the association of using sleeping pills may be a cause of major depression in this study.

276 Several studies have found that physical exercise can reduce depression and can even treat
277 depression effectively as antidepressants [23]. A randomized clinical trial by Hidalgo et al
278 among older adults with mild to moderate depression has also found an initial similar
279 improvement between a supervised physical exercise program and antidepressant treatment [24].
280 Sometimes exercise was also suggested to people with depressive symptoms who met the
281 diagnostic criteria for depression [25]. In our study, we've also found similar findings that major
282 depression is less likely among junior healthcare providers who did physical exercise regularly.

283 Our study has also found a significant association between major depression with less
284 satisfaction on the job. Studies have found a strong correlation between the inadequacy of job
285 satisfaction with depression among physicians [26,27]. A randomized controlled trial among
286 nurses by Ghawadra et al has shown that mindfulness-based training is effective in improving
287 anxiety and job satisfaction [28].

288 Those who thought of being wrong to be a physician were more likely to suffer from major
289 depression. Though no other study was found to evaluate this factor, this may be due to the
290 persistent dilemma, hesitation, and due to unexpected experiences throughout the journey of
291 being a doctor.

292 A study conducted by Landrigan CP et al among interns has shown that the working conditions
293 of healthcare providers including sleep deprivation [11] affect depression. Another study by
294 Rothberg MB et al among nurses has shown that overwork [29] can also contribute substantively
295 to this problem. But we've not found any association between these two factors among junior
296 physicians.

297 **Conclusions**

298 The prevalence of depression among junior healthcare professionals including suicidal and self-
299 hurting ideation was found to be high. Major depression was also independently associated with
300 some important factors named as lack of physical exercise, job dissatisfaction, wrong ideation of
301 being in this profession, and a history of using sleeping pills. Thus, the identification of these
302 simple preventable factors may help to initiate prompt strategies that may help to reduce the
303 burden of depression among junior healthcare professionals and may improve the healthcare
304 services of low- and middle-income countries like Bangladesh.

305 **Strength and Limitation**

306 In this study WHO-5 well-being index was used as it is a well-validated measure of positive
307 well-being, widely used in a range of settings, and has been shown to have good sensitivity to
308 depressive symptoms or depressive affect. Also, there was no missing data in this study as the
309 investigator checked all of the responses during the collection from respondents. But for the
310 same reason, as there was a social taboo about mental sickness, so the possibility of hiding some
311 information can't be ruled out.

312 **Informed consent statement**

313 After proper counseling and informing about the study procedures, informed written consent was
314 taken from the participants before data collection. All data were de-identified before analysis for
315 non-disclosure of personal information.

316 **Data availability statement**

317 Data will be available on request.

318 **Funding and Acknowledgement**

319 There was no funding for conducting this study. We gratefully acknowledge and express our
320 sincere thanks to all participants, and also to those colleagues who helped the investigator with
321 their invaluable support and contribution to this research.

322 **Authors Contributions**

323 Conceptualization: GSM, NRS

324 Data curation: GSM

325 Formal analysis: GSM, MF

326 Investigation: GSM, AK

327 Methodology: GSM, NRS

328 Project administration: GSM

329 Resources: GSM

330 Software: GSM

331 Supervision: NRS

332 Validation: GSM, NRS, MZH, SA

333 Visualization: GSM

334 Writing- original draft: GSM

335 Writing- review and editing: GSM, MZH, AK, MFK, SNS, SA, NRS

336 All authors have read and agreed to the published version of the manuscript.

337 **Conflicts of Interest**

338 The authors declare no conflict of interest.

339 **References:**

340 1. Ohtsuki T, Kodaka M, Sakai R, Ishikura F, Watanabe Y, Mann A, et al. Attitudes toward
341 depression among Japanese non-psychiatric medical doctors: a cross-sectional study. BMC
342 research notes. 2012;5(1):441.

343 2. Fitch TJ, Moran J, Villanueva G, Sagiraju HKR, Quadir MM, Alamgir H. Prevalence and risk
344 factors of depression among garment workers in Bangladesh. International journal of social
345 psychiatry. 2017;63(3):244-54.

346 3. World Health Organization. (2019, September 13). Depression. World Health Organization.
347 Retrieved October 1, 2022, from <https://www.who.int/news-room/fact-sheets/detail/depression>

348 4. Organization WH. National Mental Health Survey of Bangladesh, 2018-19: provisional fact
349 sheet. 2019.

- 350 5. Depression W. Other common mental disorders: global health estimates. Geneva: World
351 Health Organization. 2017;24.
- 352 6. Bailey E, Robinson J, McGorry P. Depression and suicide among medical practitioners in
353 Australia. *Internal Medicine Journal*. 2018;48(3):254-8.
- 354 7. Gong Y, Han T, Chen W, Dib HH, Yang G, Zhuang R, et al. Prevalence of anxiety and
355 depressive symptoms and related risk factors among physicians in China: a cross-sectional study.
356 *PloS one*. 2014;9(7):e103242.
- 357 8. Tsai Y-C, Liu C-H. Factors and symptoms associated with work stress and health-promoting
358 lifestyles among hospital staff: a pilot study in Taiwan. *BMC health services research*.
359 2012;12(1):199.
- 360 9. Fahrenkopf AM, Sectish TC, Barger LK, Sharek PJ, Lewin D, Chiang VW, et al. Rates of
361 medication errors among depressed and burnt out residents: prospective cohort study. *Bmj*.
362 2008;336(7642):488-91.
- 363 10. Ahmed-Little Y. Implications of shift work for junior doctors. *BMJ: British Medical Journal*.
364 2007;334(7597):777.
- 365 11. Landrigan CP, Rothschild JM, Cronin JW, Kaushal R, Burdick E, Katz JT, et al. Effect of
366 reducing interns' work hours on serious medical errors in intensive care units. *New England*
367 *Journal of Medicine*. 2004;351(18):1838-48.
- 368 12. Newnham EA, Hooke GR, Page AC. Monitoring treatment response and outcomes using the
369 World Health Organization's Wellbeing Index in psychiatric care. *Journal of affective disorders*.
370 2010;122(1):133-8.

- 371 13. Shashikantha S, Sheethal M. Prevalence of depression among post graduate residents in a
372 tertiary health care institute, Haryana. *International Journal of Medical Science and Public*
373 *Health*. 2016;5(10):2139-42.
- 374 14. Bech P, Olsen LR, Kjoller M, Rasmussen NK. Measuring well-being rather than the
375 absence of distress symptoms: a comparison of the SF-36 Mental Health subscale and the
376 WHO-Five well-being scale. *International journal of methods in psychiatric research*.
377 2003;12(2):85-91.
- 378 15. Topp CW, Østergaard SD, Søndergaard S, Bech P. The WHO-5 Well-Being Index: a
379 systematic review of the literature. *Psychotherapy and psychosomatics*. 2015;84(3):167-76.
- 380 16. Rotenstein LS, Ramos MA, Torre M, Segal JB, Peluso MJ, Guille C, et al. Prevalence of
381 depression, depressive symptoms, and suicidal ideation among medical students: a systematic
382 review and meta-analysis. *Jama*. 2016;316(21):2214-36.
- 383 17. Mata DA, Ramos MA, Bansal N, Khan R, Guille C, Di Angelantonio E, et al. Prevalence of
384 depression and depressive symptoms among resident physicians: a systematic review and meta-
385 analysis. *Jama*. 2015;314(22):2373-83.
- 386 18. Grover S, Sahoo S, Bhalla A, Avasthi A. Psychological problems and burnout among
387 medical professionals of a tertiary care hospital of North India: A cross-sectional study. *Indian*
388 *journal of psychiatry*. 2018;60(2):175.
- 389 19. Ruitenburt MM, Frings-Dresen MH, Sluiter JK. The prevalence of common mental disorders
390 among hospital physicians and their association with self-reported work ability: a cross-sectional
391 study. *BMC health services research*. 2012;12(1):292.

- 392 20. Armitage R. Sleep and circadian rhythms in mood disorders. *Acta Psychiatrica Scandinavica*.
393 2007;115:104-15.
- 394 21. Jaussent I, Bouyer J, Ancelin M-L, Akbaraly T, Peres K, Ritchie K, et al. Insomnia and
395 daytime sleepiness are risk factors for depressive symptoms in the elderly. *Sleep*.
396 2011;34(8):1103-10.
- 397 22. Fang H, Tu S, Sheng J, Shao A. Depression in sleep disturbance: a review on a bidirectional
398 relationship, mechanisms and treatment. *Journal of cellular and molecular medicine*.
399 2019;23(4):2324-32.
- 400 23. López-Torres Hidalgo J. Effectiveness of physical exercise in the treatment of depression in
401 older adults as an alternative to antidepressant drugs in primary care. *BMC psychiatry*.
402 2019;19(1):1-7.
- 403 24. Hidalgo JL-T, Sotos JR. Effectiveness of Physical Exercise in Older Adults With Mild to
404 Moderate Depression. *The Annals of Family Medicine*. 2021;19(4):302-9.
- 405 25. Blake H. Physical activity and exercise in the treatment of depression. *Frontiers Media SA*;
406 2012. p. 106.
- 407 26. Yilmaz A. Burnout, job satisfaction, and anxiety-depression among family physicians: A
408 cross-sectional study. *Journal of family medicine and primary care*. 2018;7(5):952.
- 409 28. Islam MN, Dasgupta DP, Sultana N, Yesmine F, Asaduzzaman M, Rabeya MR, et al. Factors
410 associated with depression and determining dimensions of job satisfaction among physicians in
411 Bangladesh. *Heliyon*. 2022:e10589.

- 412 28. Ghawadra SF, Lim Abdullah K, Choo WY, Danaee M, Phang CK. The effect of
413 mindfulness-based training on stress, anxiety, depression and job satisfaction among ward
414 nurses: A randomized control trial. *Journal of nursing management*. 2020;28(5):1088-97.
- 415 29. Rothberg MB, Abraham I, Lindenauer PK, Rose DN. Improving nurse-to-patient staffing
416 ratios as a cost-effective safety intervention. *Medical care*. 2005;43(8):785-91.

417

418

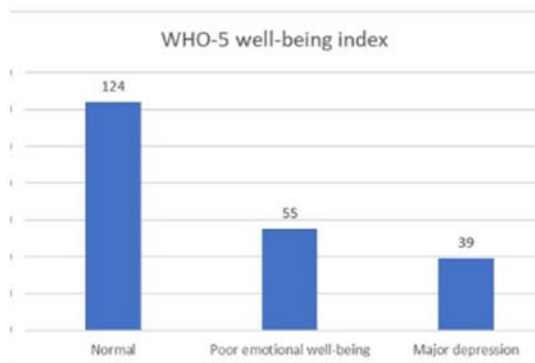


Figure 1a

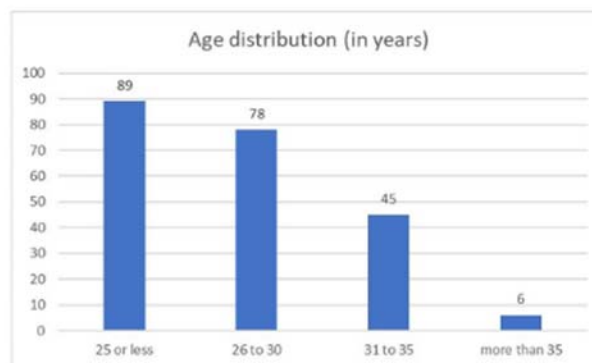


Figure 1b

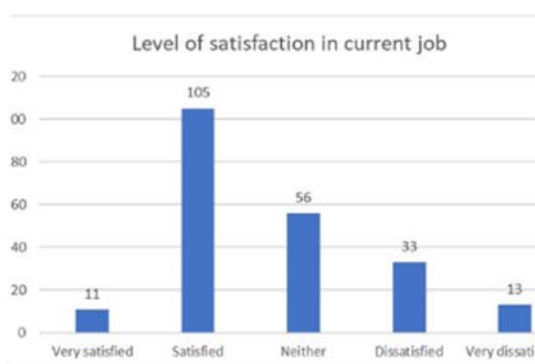


Figure 1c

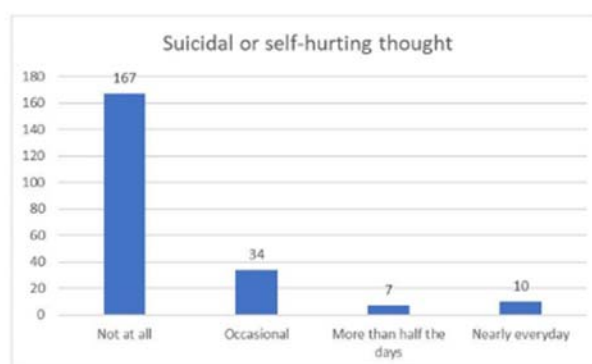


Figure 1d

419

420 **Figure 1: Distribution of participants by (a) WHO-5 well-being index, (b) age, (c) level of**
421 **satisfaction, and (d) suicidal or self-hurting thoughts**

422

423 **Biography of the first author:**

424 Dr. Gazi Md. Salahuddin Mamun is a clinical researcher and mainly works on hospital-based
425 research projects. After achieving his MBBS degree, he obtained his master of Public Health
426 with a major in Epidemiology. He was involved in various research projects since 2016
427 including multi-country cohort projects on post-discharge mortality, childhood TB, randomized
428 controlled trial among malnourished children, evaluating the use of wearable biosensor devices
429 among septic children and adolescents, a phase-II trial of low-cost bubble CPAP device among
430 adults, and also cross-sectional study among COVID-19 patients. Currently, he is working at
431 International Centre for Diarrhoeal Disease Research, Bangladesh (icddr,b) for more than 8
432 years. His research interests include infectious diseases such as diarrhoea, pneumonia, sepsis,
433 tuberculosis, etc., and also childhood malnutrition and mental health.

434

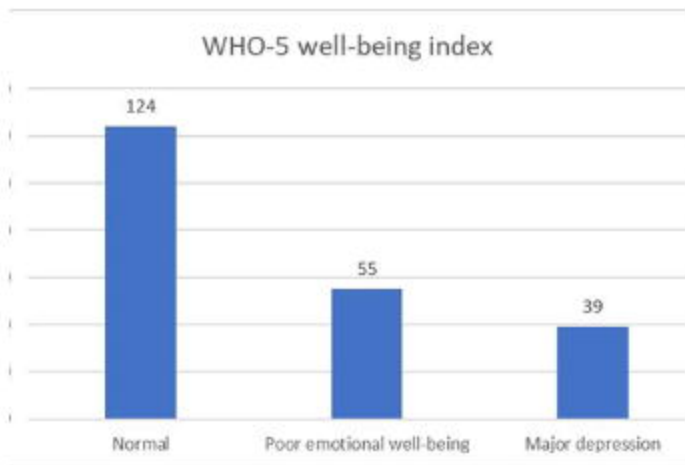


Figure 1a

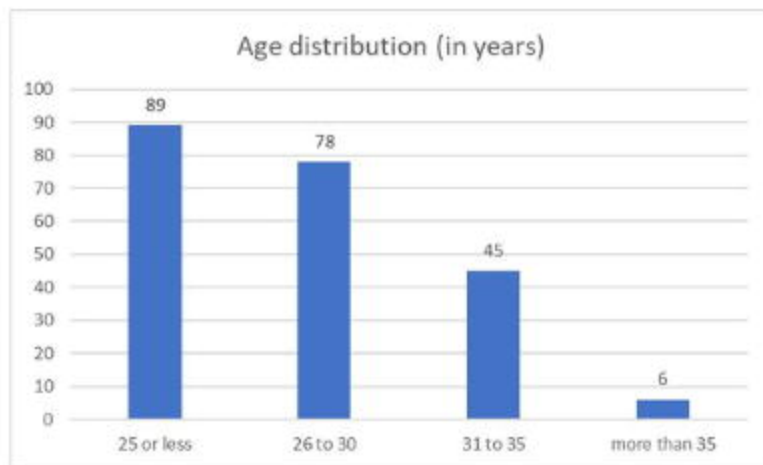


Figure 1b

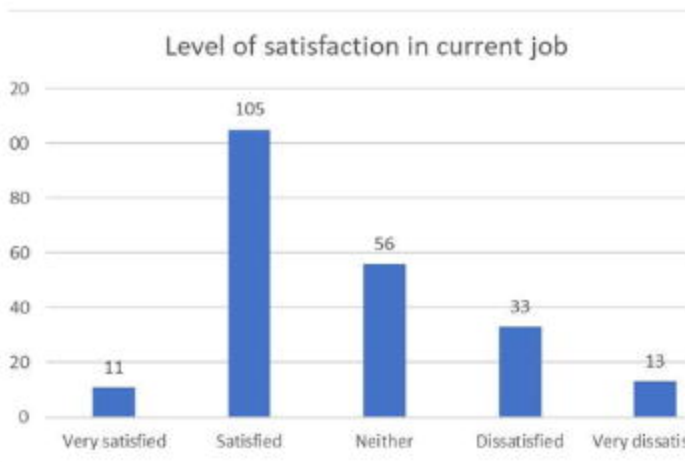


Figure 1c

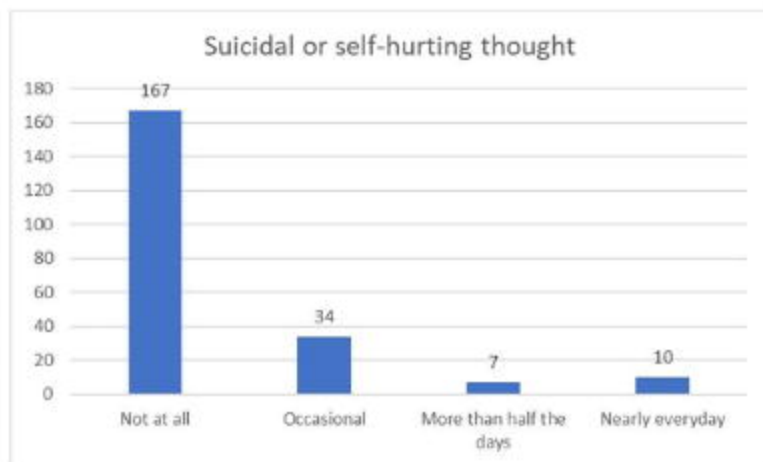


Figure 1d