

Investigating SARS-CoV-2 infection and the health and psychosocial impact of the COVID-19 pandemic in the Canadian CHILD Cohort: study methodology and cohort profile

Rilwan Azeez^{1,3}, Larisa Lotoski^{2,3}, Aimée Dubeau^{4,5}, Natalie Rodriguez^{2,3}, Myrtha E. Reyna⁴, Tyler Freitas⁵, Stephanie Goguen^{2,3}, Maria Medeleanu⁴, Geoffrey L. Winsor⁶, Fiona S.L. Brinkman⁶, Emily E. Cameron⁷, Leslie Roos^{3,7}, Elinor Simons^{2,3}, Theo J. Moraes⁴, Piush J. Mandhane⁸, Stuart E. Turvey⁹, Shelly Bolotin¹⁰, Kim Wright⁵, Deborah McNeil^{11,12}, David M. Patrick^{13,14}, Jared Bullard^{2,15}, Marc-André Langlois¹⁶, Corey R. Arnold¹⁶, Yannick Galipeau¹⁶, Martin Pelchat¹⁶, Natasha Doucas¹⁷, Padmaja Subbarao^{4,5}, Meghan B. Azad^{1,2,3*}

Affiliations

- 1 Department of Immunology, University of Manitoba, Winnipeg, MB, Canada.
- 2 Department of Pediatrics and Child Health, University of Manitoba, Winnipeg, MB, Canada.
- 3 Children's Hospital Research Institute of Manitoba, Winnipeg, MB, Canada.
- 4 Division of Respiratory Medicine, Department of Pediatrics and Program in Translational Medicine, SickKids Research Institute, The Hospital for Sick Children, ON, Canada.
- 5 Department of Medicine, Faculty of Health Sciences, McMaster University, Hamilton, ON, Canada.
- 6 Department of Molecular Biology and Biochemistry, Simon Fraser University, Burnaby, BC, Canada.
- 7 Department of Psychology, University of Manitoba, Winnipeg MB, Canada.
- 8 Department of Pediatrics, University of Alberta, Edmonton, AB, Canada.
- 9 Department of Pediatrics, University of British Columbia, Vancouver, BC, Canada.
- 10 Centre for Vaccine Preventable Diseases, University of Toronto: Dalla Lana School of Public Health, University of Toronto; Department of Laboratory Medicine and Pathobiology, University of Toronto; Public Health Ontario.
- 11 Department of Community Health Sciences, Cumming School of Medicine, University of Calgary, Calgary, AB, Canada.
- 12 Strategic Clinical Networks, Alberta Health Services, Calgary, AB, Canada.
- 13 School of Population and Public Health, University of British Columbia, Vancouver, BC, Canada.
- 14 British Columbia Centre for Disease Control, Vancouver, BC, Canada.
- 15 Cadham Provincial Laboratory, Manitoba Health, Winnipeg, MB, Canada.
- 16 Department of Biochemistry, Microbiology and Immunology, University of Ottawa, Ottawa, ON, Canada.
- 17 CHILD Cohort Study National Parent Engagement Committee

*Corresponding Author: Meghan Azad

501G-715 McDermot Avenue, Winnipeg, MB Canada, R3E 3P4

+1 (204) 975-7754 | meghan.azad@umanitoba.ca | @MeghanAzad

NOTE: This preprint reports new research that has not been certified by peer review and should not be used to guide clinical practice.

Abstract

Background: The COVID-19 pandemic is affecting all Canadian families, with some impacted differently than others. Our study aims to: 1) determine the prevalence and transmission of SARS-CoV-2 infection among Canadian families, 2) identify predictors of infection susceptibility and severity of SARS-CoV-2 and 3) identify health and psychosocial impacts of the COVID-19 pandemic.

Methods: This study builds upon the CHILD Cohort Study, an ongoing multi-ethnic general population prospective cohort consisting of 3454 Canadian families with children born in Vancouver, Edmonton, Manitoba, and Toronto between 2009-12. During the pandemic, 1462 CHILD households (5378 individuals) consented to participate in the CHILD COVID-19 Add-On Study involving: (1) brief biweekly surveys about COVID-19 symptoms and testing; (2) quarterly questionnaires assessing COVID-19 exposure, testing and vaccination status, physical and mental health, and pandemic-driven life changes; (3) in-home biological sampling kits to collect blood and stool. Mean ages were 9 years (range 0-17) for children and 43 years (range 18-85) for adults. Prevalence of SARS-CoV-2 infection will be estimated from survey data and confirmed through serology testing. We will combine these new data with a wealth of pre-pandemic CHILD data and use multivariate modelling and machine learning methods to identify risk and resilience factors for susceptibility and severity to the direct and indirect effects of the pandemic.

Interpretation: Our short-term findings will inform key stakeholders and knowledge users to shape current and future pandemic responses. Additionally, this study provides a unique resource to study the long-term impacts of the pandemic as the CHILD Cohort Study continues.

Keywords: COVID-19 pandemic, SARS-CoV-2, seroprevalence, immunology, epidemiology, viral infection history, pediatrics, parent-child relations, mental health, wellbeing, data integration, longitudinal, CHILD cohort study.

Introduction

SARS-CoV-2 infection results in a broad range of clinical phenotypes, from asymptomatic infection to severe disease and death^{1,2}. Pre-existing medical conditions, socioeconomic disadvantage, occupation, gender, and race/ethnicity have been associated with higher SARS-CoV-2 infection rate and disease severity in adults³⁻⁶. However, much of the biological variation in this new disease remains unexplained, and more research is needed to understand why children are less likely than adults to develop severe COVID-19⁷⁻⁹. Identifying these divergent outcomes in adults and children will help inform prevention and treatment strategies for people of all ages¹⁰. Additionally, understanding the persistence and biology of antibody responses following infection or vaccination will help inform public health responses to the ongoing pandemic.

In an effort to control this pandemic, public health measures have varied across Canada both geographically and over time. COVID-19 vaccination and non-pharmaceutical interventions, such as masking and school closures, have helped slow the spread of COVID-19 in Canada and beyond^{3,11,12}. However, these measures have had consequences to the economy, mental health, and emotional and physical wellbeing of family members. They may also amplify inequities experienced by marginalized and vulnerable populations¹². It is therefore important to assess how pandemic control measures differentially affect the short and long-term physical and mental health of Canadian families.

The CHILD Cohort Study (www.childstudy.ca), an ongoing birth cohort of 3454 families, offers a unique opportunity to study COVID-19 as CHILD has collected a wealth of sociodemographic, health and biological data since 2009. The CHILD COVID-19 Add-On Study (**Figure 1**) will investigate (1) symptomatic and asymptomatic SARS-CoV-2 infection prevalence, transmission, and immunity; (2) predictors of SARS-CoV-2 infection susceptibility and severity; (3) prevalence and predictors of health and psychosocial impacts of the COVID-19 pandemic on CHILD families; and (4) individual and social determinants of COVID-19 vaccine uptake or hesitancy. Further, it will provide a lasting resource to study the long-term impacts of the pandemic as the CHILD Cohort Study continues.

Methods and Study Population

Study design and population

This is a prospective longitudinal study embedded in the existing CHILD cohort. CHILD is a general population cohort that recruited 3454 families (~10,000 individuals) with children born in British Columbia, Alberta, Manitoba, and Ontario between 2009-12 (90.7% retention to date)¹³. Eligible participants for the COVID Add-On Study included all parents and children enrolled in the CHILD Cohort Study plus all other individuals living in the same household (n= 3032 eligible households) (**Figure 2**). This COVID Add-On Study involves (1) brief biweekly surveys about COVID-19 symptoms and testing; (2) quarterly questionnaires assessing COVID-19 exposure and vaccination status and pandemic-driven life changes; (3) in-home collection of blood for SARS-CoV-2 IgG serology, biomarker analysis and (optionally) genetic analysis, and stool for microbiome analysis.

Consent, recruitment, and retention

Eligible participants were invited to take part in this study during in-person CHILD Cohort Study clinic visits or by phone, video call or e-mail, between November 2020 and May 2021. E-mail invitations included a summary of the study, a YouTube video (<https://www.youtube.com/watch?v=IEzbn7HYiQw>) describing the study's purpose and participation requirements, and instructions on how to arrange a virtual consent appointment with research staff. Participants attending clinic visits were provided with paper consent forms. Otherwise, consent was obtained virtually during a videoconference appointment with study staff (2021 Zoom Video Communications, Inc.) using the web browser-based Research Electronic Data Capture (REDCap) consent module^{14,15}. Child participant assent (as defined provincially by age) or consent was obtained in the same manner in the presence of their caregiver. Participants were invited to additionally provide consent for three optional activities: (1) whole genome sequencing (65% consented), (2) future undefined analyses on their biological samples (69%) and (3) analysis of previously collected biological samples for future unknown research studies (59%). To encourage retention, we provided gift cards (\$25/household for completion of the baseline survey, and again for return of biological samples) and returned SARS-CoV-2 serology results to participants.

Recruited population and early pandemic experiences at enrolment

The final CHILD COVID-19 Add-On Study population (**Table 1**) included 5378 participants from 1462 households (mean 3.7 participants per household; IQR 3-4; range 1-12), of which 3848 were original CHILD participants (1431 mothers, 1015 fathers and 1402 children). The remaining 1530 participants were siblings (n=1427) or other household members (n=103). Almost half (48%) of eligible CHILD households consented to participate in the CHILD COVID-19 Add-On Study. A total of 370 (12% of eligible) households actively declined to participate, while the remainder were unresponsive (40%, n=1205). Compared to non-participating CHILD families, those participating in the COVID-19 Add On Study tended to have higher education and household income, and larger households (**Table S1**). Participants were distributed across the Manitoba (34%), Vancouver (27%), Toronto (22%) and Edmonton (17%) study sites. Among children enrolled (n=2802, 52% female) the mean age was 9 years (SD 2.7, range 0-17), while among adults (n=2576, 58% female), the mean age was 43 years (SD 6.5, range 18-85) (**Figure 3**). Participants predominantly identified as having European ancestral origins (77%) and the majority (68%) of adults had a university degree.

At enrollment, 28% of adults were essential workers (e.g., healthcare, delivery, store, security and building maintenance), ranging from 16% in Toronto to 39% in Manitoba. During the first wave of the pandemic, 45% of working adults moved to remote work, 9% lost their job (permanently or temporarily) and 35% accessed government supports (e.g., loan deferrals, personal or business income support). The majority of children (84%) experienced school closures during spring 2020 (range: 80-89% across study sites), of which 23% returned to in-person classes before the end of the academic year in June 2020 (ranging from 6% in Edmonton to 51% in Vancouver). Most children who experienced school closures were offered (92%) and attended (85% fully and 14% partially) online classes (**Table 1**).

Biweekly surveys

Study participants' COVID-19 symptoms, exposure and diagnosis were captured through a biweekly symptom survey (**Appendix 1**). Beginning in December 2020, one designated participant per household was prompted biweekly by text message or e-mail (according to their preference) with three COVID-19 screening questions asking if anyone in their household had symptoms of, was suspected of having, or was tested for COVID-19. Participants responding 'yes' to any of these questions were sent a follow-up COVID-19 symptom survey by e-mail to collect individual-level information on specific COVID-19 symptoms and testing, travel, and exposure history, as well as clinical or public health action taken after a positive COVID-19 test result. Completion rates for the biweekly surveys ranged from 70% in the Edmonton site to 88% in the Winnipeg site and generally were consistent over time.

Quarterly questionnaires

Questionnaires (**Appendix 1**) were delivered online using REDCap at enrolment and approximately every 3 months thereafter (**Figure 2**). They were adapted from other Canadian COVID-19 studies, and addressed the following topics: individual demographic characteristics, employment status, COVID-19 pandemic government support use, mental and physical health, school closures, adherence to non-pharmaceutical public health measures, screen time and use of technology for school/work or other purposes, COVID-19 symptoms, testing and diagnosis, travel history and COVID-19 vaccination perceptions and status. There were three versions of each questionnaire, designed for completion by children (about themselves), adults (about themselves), or parents/caregivers (about their children). Individuals able to provide consent on their own behalf were asked to complete the adult questionnaire. All remaining participants (i.e., children enrolled through assent or caregiver consent) were asked to complete the child questionnaire. Caregivers of participating children were also asked to complete a parent questionnaire for each child enrolled in their household. Completion rates for the quarterly questionnaires ranged from 85% (n=6287) at baseline to 44% (n=3248) at the final follow-up (**Table 2**). In general, the sociodemographic characteristics of participants who completed the final follow-up survey (51% of adults and 49% of children) did not differ much from those who did not. However, participants who did not complete the final survey were slightly more likely to be essential workers and have a lower level of formal education (**Table S2**).

In-home biological sample collection and SARS-CoV-2 serology

Blood and stool samples were collected twice (Spring and Fall/Winter 2021) using in-home sampling kits sent to each household along with a pre-paid return shipment box. Participants were asked to collect all samples within a 48-hour period of receipt. Sample kits were prepared by DaklaPack company (Moonachie, NJ, USA) and included all materials required to collect blood and stool, including an instructional pamphlet (**Appendix 2**), 2-Ply 70% alcohol swabs, 2"x2" 8-Ply sterile gauze sponges (VWR CA95041-740), bandages, a registration card and specimen bag containing a Desco Humidity Indicator Cards (VWR, 89131-360) and MiniPax absorbent desiccant packets (Sigma-Aldrich, Z163570). Sample packages were returned to the Clinical Research Laboratory and Biobank (CRLB, Hamilton, ON) by airmail. Collection rates for biological samples were 56% in the first wave and 57% in the second wave of collection (**Table 2**).

Blood Collection: Blood specimens were collected using the Dried Blood Spot (DBS) method and Mitra Blood Collection devices. DBS were collected using a Whatman 903 protein saver 5-spot card (VWR Int, Radnor, PA, USA). Returned sample bags containing DBS collection cards, desiccant pouches and humidity cards were sealed in a second polybag and stored at 4°C for SARS-CoV-2 serological analysis using automated chemiluminescent ELISAs to detect anti-spike and anti-nucleoprotein antibodies as described by Cholette F., et al. 2021¹⁶. COVID-19 antigens and anti-hlgG#5-HRP fusion antibody were generously provided by Dr. Yves Durocher, National Research Council of Canada. Cutoffs for seropositivity used were based on False Discovery Rates (FDRs) in pre-pandemic cohorts of 2% for Spike and both 1% and 10% for Nucleoprotein. Preserved blood was also collected using the Mitra Clamshell Devices containing two samplers (Neoteryx, Torrance, CA, USA). Upon receipt, the clamshell casing was removed, samplers were loaded into a 96-autorack, placed into a polybag containing a desiccant pouch and stored at -80°C until further use. Metabolomic and genomic analyses are planned, pending further funding.

Stool Collection: Stool samples were collected by participants using two cotton tipped swabs. Fecal swabs were then suspended in a capped collection tube containing ethanol for transport. Upon receipt, the shafts of the fecal swabs were cut off and the specimens were cryopreserved. Microbiome analyses are planned, pending further funding.

Statistical analysis plan

Aim 1: Estimate SARS-CoV-2 infection, transmission, severity, and immunity: Prevalence and severity of infection will be estimated from self-reported biweekly reports, quarterly questionnaire testing information, and serological testing. Severity will be classified as asymptomatic, mild, or severe using WHO criteria¹⁹. Transmission will be assessed using multilevel modelling (by household and study site). Persistence of SARS-CoV-2-induced immunity will be determined from longitudinal serology testing for SARS-CoV-2 antibodies over two time frames (Spring and Fall 2021).

Aim 2: Identify predictors of SARS-CoV-2 infection susceptibility and severity: We will combine new data from the CHILD COVID-19 Add On Study with existing pre-pandemic CHILD data to predict SARS-CoV-2 infection susceptibility (incidence) and severity. We hypothesize that infection susceptibility will be associated with (a) physical interactions with (or distancing from) other individuals in the community during the pandemic, (b) sociodemographic characteristics including sex, age, occupation, socioeconomic status, and household size (c) pre-existing medical conditions including obesity and asthma, (d) neighbourhood characteristics including air pollution exposure, housing type, green and blue spaces, and (e) pre-pandemic immune biomarker and genetic profiles, viral infection history (including pre-existing coronavirus serology), respiratory health (wheezing, lung function), and health-related lifestyle factors (e.g., diet quality and physical activity). Associations will be tested in multivariate regression models with a three-category outcome (symptomatic, asymptomatic or no infection), random forest analysis, gradient boosting, recursive feature elimination and mutual information method. If sufficient cases are identified, we will also evaluate infection severity.

Aim 3: Understand the impact of COVID-19 pandemic on mental and physical health of Canadian families using a health equity lens: We will quantify prevalence of and changes between pre-pandemic and during-pandemic physical and mental health functioning (not directly related to SARS-CoV-2 infection). Prediction models, as described for Aim 2, will be used to identify factors

that predict risk for (or protection against) poor pandemic-related mental and physical health functioning. We hypothesize that protective factors will include (a) maintaining social connections, physical activity, healthy eating behaviours, and adequate sleep during the pandemic, (b) higher pre-pandemic mental wellbeing, and (c) continued employment throughout the pandemic.

Integrated knowledge translation and participant engagement

The CHILD COVID-19 Add-On Study adopts an integrated knowledge translation approach. To accelerate the availability and translation of high quality, real-time evidence, we included key stakeholders on our team to develop the study and translate and disseminate results. Our team includes members of the CHILD Parent Advisory Committee and Knowledge Users from public health authorities at the national (Public Health Agency of Canada) and provincial levels (BC Centre for Disease Control, Alberta Health Services, Manitoba Shared Health, Public Health Ontario) who meet monthly with study investigators to share data in real-time and adapt procedures if necessary (e.g., modify symptom surveys, questionnaires, and serology testing methods) to ensure that our results can be rapidly translated into policy and practice. Study investigators also meet monthly with the Canadian Covid Immunity Task Force Pediatric Working Group to share experiences and expertise, develop harmonized protocols, and foster research collaborations. A Rapid Results website (<https://childstudy.ca/covid-rapid-results/>) was developed to facilitate rapid widespread translation of study results to participants and stakeholders. To maximize recruitment, retention and relevance to families, the CHILD Parent Advisory Committee was engaged to co-develop the study design, grant application, recruitment strategies and questionnaires.

In addition to traditional dissemination of results through open access publication in peer-reviewed journals, we will use our website (childstudy.ca/covid-rapid-results) and social media (Twitter) to rapidly disseminate time-sensitive findings that are relevant to stakeholders and knowledge users, including provincial public health organizations and non-profit organizations (e.g., Children First Canada). We will also engage the CHILD Knowledge Mobilization Stakeholder Advisory Committee, which includes stakeholders from government, industry, patient organizations, clinical societies, child health-focused organizations, parenting-focused communications platforms, and CHILD parents.

Ethics approval and consent to participate

This study was approved by Research ethics boards at the University of British Columbia (H20-02324), University of Alberta (Pro00102524), University of Manitoba (HS24250), The Hospital for Sick Children (1000071220) and McMaster University (1108).

Interpretation

Our study will provide timely data on SARS-CoV-2 infection and transmission dynamics, and the mental and physical health of Canadian families during the pandemic. Importantly, these new data will be linked to a wealth of existing data from the ongoing CHILD Cohort Study where, over more than a decade of participation, CHILD families have attended repeated clinical assessments; contributed longitudinal data on their health, environment, and lifestyle; and donated biological samples for genetic and biomarker analysis. This unique data resource will allow us to determine which individuals and families are particularly susceptible or resilient to COVID-19 and the indirect

psychosocial impacts of the pandemic, and then identify risk and protective factors for these outcomes. This research will help us understand how the pandemic is disrupting social connections and health behaviours, how families are coping, and which families would benefit most from targeted social supports and programming. In addition, because it is nested within an ongoing longitudinal cohort, our study has the potential to investigate long-term sequelae of COVID-19 (Long COVID).

Limitations and pandemic-related challenges

While it offers a powerful opportunity to leverage existing research infrastructure and pre-pandemic data, nesting our study within the ongoing CHILD Cohort Study also presents challenges. For example, participant burden is a paramount concern and must be considered within the context of the ongoing CHILD Cohort Study. Additionally, generalizability may be limited by selection bias because socioeconomic status tends to be higher among CHILD families than the general population. Other study limitations are related to unanticipated challenges encountered during the pandemic (**Figure 4**). For example, we were unable to collect data during a critical period of the pandemic (summer 2020) because ethical approvals were delayed by the introduction of many novel study elements (e.g., virtual consent by video conference and in-home sample collection). Pandemic-driven supply chain disruptions made acquiring biological sample kit components (e.g., gauze, bandages) exceedingly difficult, leading to delays in sample collection. Despite being used in the USA for serology testing, the Mitra Clamshell devices were not approved by Health Canada in time for study deployment. Standard DBS methods were used instead, requiring a more painful finger prick and larger blood volume which negatively impacted retention. The frequent biweekly questionnaires and lengthy adult and parent quarterly questionnaires created a large burden on the designated household participant responsible for providing responses for themselves and all household members. Collectively, the high burden placed on participants led to study withdrawal in a subset of families.

Conclusion

To our knowledge, there is no other multi-site pediatric cohort with rich longitudinal data and recent pre-pandemic biosamples available to investigate how current and pre-pandemic health status, immune phenotypes and biomarkers can interactively predict susceptibility and resilience to COVID-19 and the psychosocial impacts of the pandemic. The CHILD Cohort offers a unique and powerful opportunity to study the clinical features and long-term sequelae of COVID-19, assess viral transmission within households, understand COVID-19 vaccine uptake/hesitancy, and investigate the psychosocial impact of the pandemic and its management among Canadian children and their families.

Abbreviations

ACE2:	Angiotensin-converting Enzyme 2
BC:	British Columbia
CANCOGEN:	Canadian COVID Genomics Network
CANUE:	Canadian Urban Environmental Health Research Consortium
CHILD:	Canadian Healthy Infant Longitudinal Development
CINECA:	Common Infrastructure for National Cohorts in Europe, Canada, and Africa
COVID-19:	Coronavirus disease 2019
CRISIS:	CoRonavlrUS Health Impact Survey
DBS:	Dried Blood Spots
ELISA:	Enzyme-linked Immunosorbent Assay
IgG:	Immunoglobulin G
NCC:	National Coordinating Centre
NGOs:	Non-Governmental Organizations
REDCap:	Research Electronic Data Capture
SARS-CoV-2:	Severe Acute Respiratory Syndrome Coronavirus 2
SNP:	Single Nucleotide Polymorphisms
UNESCO:	United Nations Educational, Scientific and Cultural Organization
UNICEF:	United Nations Children's Fund
WHO:	World Health Organization

Declarations

Acknowledgements

We are grateful to all the families who took part in this CHILD COVID-19 Add-on Study and the entire CHILD Study team, which includes study site coordinators, research assistants, nurses, computer and laboratory technicians, clerical workers, research scientists, volunteers, managers, and receptionists at the following institutions: McMaster University, University of Manitoba, University of Alberta, SickKids, and University of British Columbia. We acknowledge Jay Onysko (Public Health Agency of Canada) who served on the CHILD COVID-19 Add-on Study Knowledge User Committee. We thank the main CHILD Cohort Study participant families for their dedication and commitment to advancing health research.

Authors' contributions

RA contributed to conceptualization, writing the original draft, formal analysis and reviewing and editing the final version. LL contributed to conceptualization, writing the original draft, project administration and supervision, formal analysis, and reviewing and editing the final version. MER contributed to formal analysis and reviewing the final version. MM contributed to writing the original draft and editing and reviewing the final version. AD contributed to conceptualization, project administration, and data curation. TF contributed to project administration and data curation. GW and SG contributed to data curation and formal analysis. FB contributed to conceptualization, funding acquisition, data curation, formal analysis and reviewing and editing the final version. ML, CA, YG and MP contributed to serological analysis, editing and reviewing the final

version. SB, DM, KW, JB, and DP, contributed to conceptualization, funding acquisition, and reviewing and editing the final version. ES, TJM, TES, PJM and PS contributed to conceptualization, funding acquisition, and reviewing and editing the final version. EC and LR contributed to questionnaire review and revision, formal analysis, reviewing, and editing the final version. NR contributed to conceptualization, funding acquisition, project administration and reviewing the final version. MBA contributed to conceptualization, writing the original draft, funding acquisition, project administration and supervision, formal analysis, methodology and reviewing and editing the final version.

Funding

This work was supported by funding from the Canadian Institutes of Health Research and the Canadian COVID-19 Immunity Task Force [VR5-172658] and Research Manitoba [4494]. Core funding for the CHILD Cohort Study was provided by the Canadian Institutes of Health Research [CIHR; AEC-85761 , PJT-148484 , FDN-159935 , and EC1-144621], the Allergy, Genes and Environment Network of Centres of Excellence (AllerGen NCE) [12CHILD], BC Children’s Hospital Foundation, Don & Debbie Morrison, and Genome Canada/Genome BC [274CHI]. This research was supported, in part, by the Canada Research Chairs program: MBA holds a Tier 2 Canada Research Chair in the Developmental Origins of Health and Disease; SET holds a Tier 1 Canada Research Chair in Pediatric Precision Health; PS holds Tier 1 Canada Research Chair in Pediatric Asthma & Lung Health EC is supported by a Social Science and Humanities Research Council Postdoctoral Fellowship. FSLB is an SFU Distinguished Professor. YG is supported by a Frederick Banting and Charles Best CGS-D from the Canadian Institutes of Health Research [FBD-181487]. Production of COVID-19 reagents was financially supported by NRC's Pandemic Response Challenge Program. The funding agencies had no role in the design and conduct of the study; collection, management, analysis, and interpretation of the data; preparation, review, or approval of the manuscript; and decision to submit the manuscript for publication. In alignment with the call from the Canadian Chief Science Advisors, this COVID-19 related publication will be open access.

Data availability

Existing CHILD researchers and CHILD-COVID Knowledge Users will be given rapid access to study data on request. New researchers interested in developing or collaborating on a project using CHILD data are encouraged to contact the study’s National Coordinating Centre for a formal request. Details for data request and access are outlined on the CHILD website: <https://childstudy.ca/for-researchers/study-data/>.

Competing interests

The authors declare that they have no competing interests.

Table 1. Characteristics of CHILD COVID-19 Add-On Study participants at baseline (Jan-Jun, 2021).

Characteristics	Study Site				Total n (%)
	Vancouver	Edmonton	Manitoba	Toronto	
Households					
Eligible for study	700 (100)	687 (100)	937 (100)	709 (100)	3033 (100)
Consented for study (% of eligible)	407 (58)	308 (45)	447 (48)	300 (42)	1462 (47)
Individuals Enrolled (% of total)	1468 (27)	915 (17)	1800 (34)	1195 (22)	5378 (100)
Mothers from original CHILD Study	398	300	442	291	1431 (27)
Fathers from original CHILD Study	292	132	354	237	1015 (19)
Children from original CHILD Study	399	268	441	294	1402 (26)
Siblings	352	203	521	351	1427 (26)
Other household members	27	12	42	22	103 (2)
Ancestry[†] (participants, N)	1458	909	1779	1194	5340
North America (not First Nations)	124 (9)	119 (14)	185 (11)	90 (8)	518 (11)
First Nations	25 (2)	62 (7)	178 (11)	19 (2)	284 (6)
UK or Europe	1012 (76)	662 (79)	1332 (81)	789 (72)	3795 (77)
Central or South America	29 (2)	23 (3)	44 (3)	55 (5)	151 (3)
Africa	20 (2)	10 (1)	24 (2)	50 (5)	104 (2)
Middle East	25 (2)	13 (2)	5 (0)	36 (3)	79 (2)
Asia or Polynesia	251 (97)	81 (10)	125 (8)	221 (20)	678 (14)
Australia or New Zealand	34 (3)	5 (1)	6 (0)	6 (1)	51 (1)
Educational attainment (adults, N)	600	378	729	471	2178
High school or less	14 (2)	30 (8)	113 (15)	29 (6)	186 (9)
Postsecondary certificate / diploma	113 (19)	124 (33)	217 (30)	48 (10)	502 (23)
Bachelor's degree	243 (41)	162 (43)	268 (37)	226 (48)	899 (41)
Graduate degree	230 (38)	62 (16)	131 (18)	168 (36)	591 (27)
Occupation (adults, N)	616	393	762	499	2270
Working	497 (83)	303 (81)	638 (87)	394 (82)	1832 (84)
Not working ¹	100 (17)	72 (19)	92 (13)	85 (18)	349 (16)
Essential worker ²	142 (23)	112 (29)	294 (39)	80 (16)	628 (28)
Pandemic impact on work (adults, N)[†]	616	393	762	499	2270
Moved to remote work	306 (50)	148 (38)	277 (37)	281 (56)	1012 (45)
Lost job, permanently	10 (2)	12 (3)	16 (2)	13 (3)	51 (2)
Lost job, temporarily	42 (7)	31 (8)	47 (6)	28 (6)	148 (7)
Got new job	31 (5)	18 (5)	33 (4)	19 (4)	101 (5)
Reduced work hours	82 (13)	57 (15)	73 (10)	52 (10)	264 (12)
Increased work hours	93 (15)	53 (14)	122 (16)	92 (19)	360 (16)
Accessed government support ³	207 (34)	151 (39)	266 (35)	171 (34)	795 (35)
Educational attainment (children, N)	608	394	796	489	2287
Homeschool	3 (0)	12 (3)	21 (3)	10 (2)	46 (2)
Elementary	514 (85)	327 (83)	576 (72)	423 (87)	1840 (81)
Junior High	18 (3)	32 (8)	101 (13)	19 (4)	170 (7)
High School	18 (3)	3 (1)	27 (3)	7 (1)	55 (2)
Not in School	55 (9)	20 (5)	71 (9)	30 (6)	176 (8)
Pandemic impact on school (children in school, N)	550	362	704	449	2065
School closed in March 2020	454 (83)	303 (85)	626 (89)	358 (80)	1741 (84)
Online classes offered	445 (98)	290 (96)	544 (87)	319 (89)	1598 (92)
Child attended online - fully	369 (83)	273 (94)	446 (82)	277 (87)	1365 (86)
Child attended online - partially	72 (16)	13 (5)	89 (17)	41 (13)	215 (13)
School reopened before July 2020	232 (51)	18 (6)	115 (18)	34 (9)	399 (23)

Values are n (%). ¹On leave, unemployed, retired, stay at home parent. ²Healthcare, delivery worker, store worker, security, building maintenance. ³Mortgage or Lease/ Rent Payment deferral, Personal Income Support (e.g., Canadian Emergency Response Benefit (CERB), Canadian Emergency Student Benefit (CESB), Employment Insurance (EI)), Business Income Support (e.g., Canadian Emergency Wage Subsidy (CEWS)), Food Bank. [†]Values do not add to 100% because participants could select multiple responses.

Table 2. Questionnaire completion and biological sample collection among 1462 households participating in the CHILD COVID-19 Add-On Study. N=5378 children and adults.

Questionnaires	Baseline	Follow Up 1	Follow Up 2	Follow Up 3
Collection period	Jan-Jun, 2021	Aug-Sep, 2021	Oct-Dec, 2021	Jan-Mar, 2022
Completion rate by participant type				
Child self-report	1643/2064 (80)	987/2064 (48)	880/2064 (43)	794/2064 (38)
Parent on behalf of child	2336/2766 (84)	1527/2766 (55)	1275/2766 (46)	1202/2766 (43)
Adult self-report	2308/2576 (90)	1563/2576 (61)	1370/2576 (53)	1252/2576 (49)
Overall completion rate	6287/7406 (85)	4077/7406 (55)	3525/7406 (48)	3248/7406 (44)
Biological Samples				
	Phase A (N=5326)		Phase B (N=3219)¹	
Collection period	Mar-Sep, 2021		Oct-Dec, 2021	
Sample Type	Stool	Blood	Stool	Blood
Children	1445/2738 (53)	1462/2738 (53)	823/1648 (50)	847/1648 (51)
Adults	1506/2588 (58)	1567/2588 (63)	969/1571 (62)	1022/1571 (65)
Total	2951/5326 (55)	3029/5326 (57)	1792/3219 (56)	1869/3219 (58)

Values are n/N (%).

¹Households who returned biological samples in Phase A were invited to participate in Phase B.

Table 3. CHILD COVID-19 Add-On Study Questionnaires

Questionnaire Domains & Contents	Questionnaire & Date of Data Collection				
	Baseline	Follow-up 1	Follow-up 2	Follow-up 3	Biweekly
	Jan-Jun 2021	Aug-Sep 2021	Oct-Dec 2021	Jan-Mar 2022	
COVID-19 exposure/health status					
Physical and mental health	x	x	x	x	
COVID-19 exposure, symptoms, and testing	x	x	x	x	x
COVID-19 diagnosis and outcomes	x	x	x	x	x
Post-COVID (Long-COVID) symptoms				x	
Healthcare access and pandemic driven lifestyle changes					
Impact on healthcare access & delivery	x	x	x	x	
Impact on travel, work, and childcare	x	x	x	x	
Adherence to non pharmaceutical public health measures	x	x	x	x	
Financial stability during the pandemic	x	x	x	x	
Eating habit, sleep and physical activity	x	x	x	x	
Government income support/benefits	x	x	x		
Family and friends' connection/relationship	x	x	x		
Screen time and social media use	x	x	x		
Alcohol and substance use during the pandemic	x	x	x		
Disruptions and modifications to school learning	x	x			
Family routines and dynamics		x	x		
Perceptions towards returning to in-person learning			x		
COVID-19 perceptions					
Pandemic induced worry, stress, anxiety, and loneliness	x	x	x	x	
Stress and coping during the pandemic	x	x	x	x	
Pandemic driven positive changes	x	x	x		
Access to, and usage of mental health services		x	x	x	
Social support during the pandemic		x	x		
Demographic information					
Family and household structure	x	x	x	x	
Occupation	x	x	x		
Essential worker in household	x	x	x		
Geographic ancestral origins	x				
Level of formal education	x				
Vaccination & medical history					
COVID-19 and flu vaccine uptake	x	x	x	x	
COVID-19 vaccine hesitancy with reasons		x	x	x	
COVID-19 vaccine side effects		x	x	x	
Intent to receive COVID-19 vaccine		x	x	x	
Vaccine perceptions and attitudes		x	x		
COVID-19 vaccine information sources				x	
Body weight and height			x	x	
Current and past medical conditions	x				

'x' denotes that question was asked in the survey.

Figures

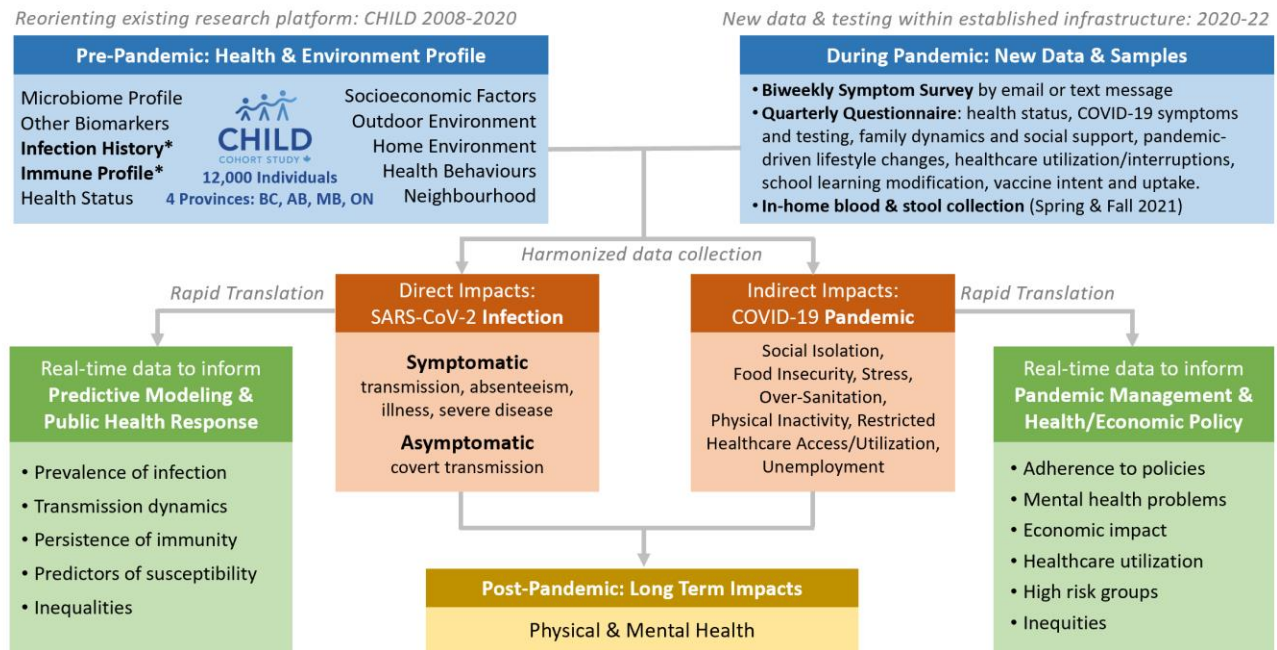


Figure 1. Overview of the CHILD COVID-19 Add-on Study. CHILD COVID-19 Add-On Study, a sub study of CHILD, was developed in response to the COVID-19 pandemic. The CHILD COVID-19 Study will leverage the rich pre-pandemic CHILD dataset with the newly collected pandemic dataset to study the direct effects of SARS-CoV-2 infection and the indirect effects of the COVID-19 pandemic among study participants and their households across 4 provinces in Canada. Data will be collected for the CHILD COVID-19 Add-On study through (1) biweekly surveys to assess COVID-19 symptoms and testing, (2) quarterly questionnaires on health care utilization, lifestyle, employment status, mental and physical health during the pandemic, and (3) in-home stool and finger-prick blood samples.

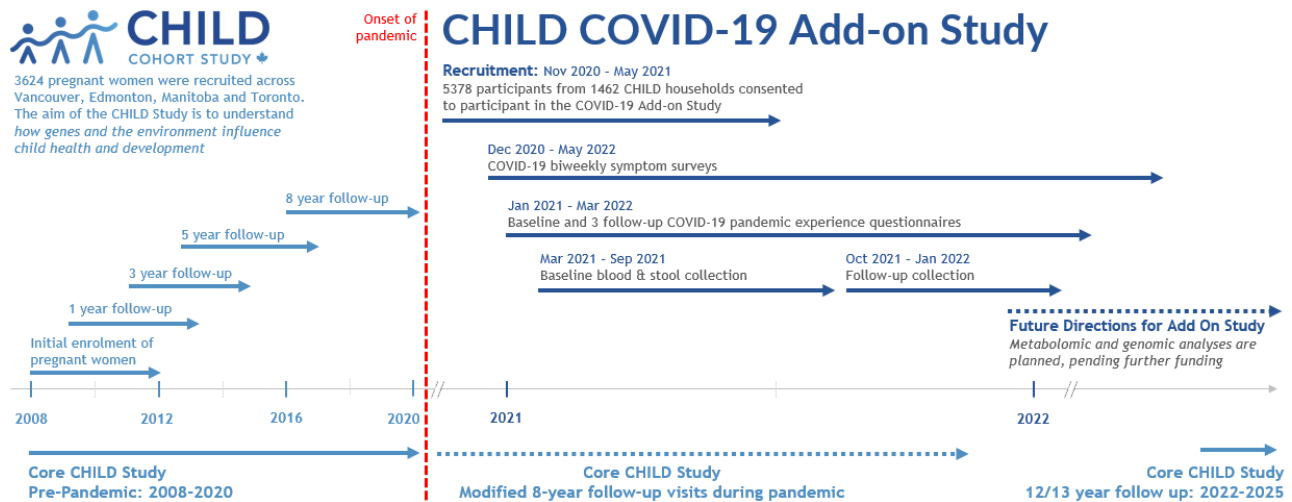


Figure 2. Timeline for the core CHILD Cohort Study and CHILD-COVID-19 Add-on Study. The CHILD Cohort Study, launched in 2008, is an ongoing prospective, population-based cohort study involving 3624 families recruited from Vancouver, Edmonton, Manitoba, and Toronto. The CHILD COVID-19 Add-on is embedded in the CHILD Study and was designed in 2020 to understand how the pandemic affects CHILD families.

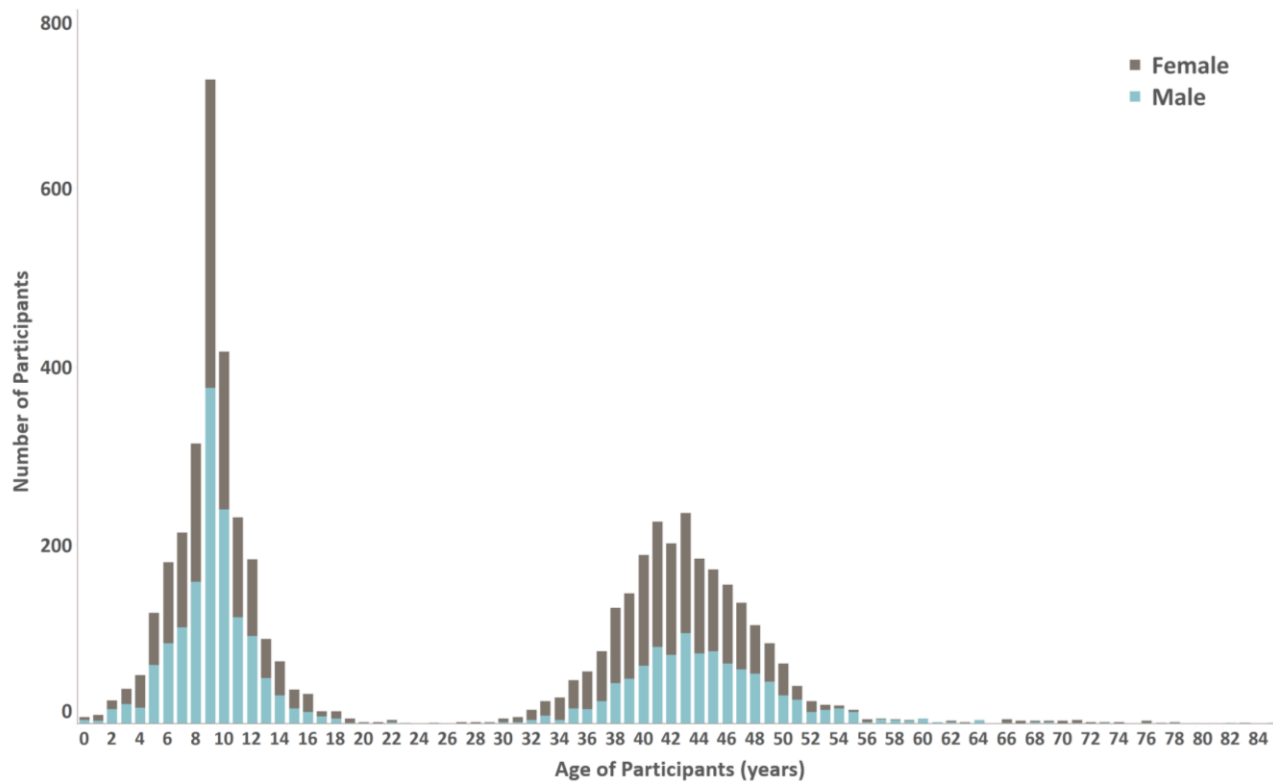


Figure 3. Age and sex distribution of CHILD-COVID-19 Add On Study participants.

	RESEARCH	TEAM	STUDY PARTICIPANTS
CHALLENGES	<ul style="list-style-type: none"> Ethical approval delays due to new research methodology Supply chain disruptions for basic supplies 	<ul style="list-style-type: none"> Increased workload with new COVID project on top of ongoing core CHILD study Rescheduling missed virtual appointments 	<ul style="list-style-type: none"> Participant burden during a stressful time for families Preferred blood collection device not approved by health authority
SOLUTIONS	<ul style="list-style-type: none"> Procurement of some supplies from alternative sources 	<ul style="list-style-type: none"> Reprioritization of study tasks and timelines Use of online messaging tools for effective team communication 	<ul style="list-style-type: none"> Data collection by text messages and online surveys At-home sample biological sample collection Alternative collection device
OPPORTUNITIES	<ul style="list-style-type: none"> Establishment of digital and virtual consent platform for CHILD Study research Ability to conduct impactful research despite pandemic restrictions and lockdown 	<ul style="list-style-type: none"> Ability to consolidate research efforts in real-time between investigators across 4 provinces Ability to rapidly share preliminary study findings with knowledge users 	<ul style="list-style-type: none"> Use of online tools to obtain input and feedback from participants Incorporation of participants' priorities in subsequent surveys

Figure 4. CHILD COVID-19 Add-on Study pandemic-related research challenges, solutions, and opportunities.

Supplementary Material

Table S1 - Comparison of sociodemographic characteristics of CHILD Cohort Study participants to CHILD COVID-19 Add-on Study participants.

Table S2 - Sociodemographic characteristics of CHILD COVID-19 Add-on Study participants who did vs. did not complete the final follow-up questionnaire.

Appendix 1 – CHILD COVID-19 Add-On Study Data Collection Tools

Appendix 2 - CHILD COVID-19 Add-On Study Sample Collection Instructions

References

1. Huang C, Wang Y, Li X, Ren L, Zhao J, Hu Y, et al. Clinical features of patients infected with 2019 novel coronavirus in Wuhan, China. *Lancet* [Internet]. 2020 Feb 15 [cited 2022 May 16];395(10223):497–506. Available from: <http://www.thelancet.com.uml.idm.oclc.org/article/S0140673620301835/fulltext>
2. Wu Z, McGoogan JM. Characteristics of and Important Lessons From the Coronavirus Disease 2019 (COVID-19) Outbreak in China: Summary of a Report of 72 314 Cases From the Chinese Center for Disease Control and Prevention. *JAMA* [Internet]. 2020 Apr 7 [cited 2022 May 16];323(13):1239–42. Available from: <https://jamanetwork.com.uml.idm.oclc.org/journals/jama/fullarticle/2762130>
3. Udell JA, Behrouzi B, Sivaswamy A, Chu A, Ferreira-Legere LE, Fang J, et al. Clinical Risk, Sociodemographic Factors, and SARS-CoV-2 Infection Over Time in Ontario, Canada. *medRxiv* [Internet]. 2021 Apr 29 [cited 2022 May 16];(11):2021.04.28.21256052. Available from: <https://www.medrxiv.org/content/10.1101/2021.04.28.21256052v1>
4. Galvão MHR, Roncalli AG. Factors associated with increased risk of death from covid-19: a survival analysis based on confirmed cases. *Rev Bras Epidemiol* [Internet]. 2021 [cited 2022 May 16];23:1–10. Available from: <https://pubmed.ncbi.nlm.nih.gov/33439939/>
5. People with Certain Medical Conditions | CDC [Internet]. [cited 2022 May 16]. Available from: <https://www.cdc.gov/coronavirus/2019-ncov/need-extra-precautions/people-with-medical-conditions.html>
6. Price-Haywood EG, Burton J, Fort D, Seoane L. Hospitalization and Mortality among Black Patients and White Patients with Covid-19. *N Engl J Med* [Internet]. 2020 Jun 25 [cited 2022 May 16];382(26):2534–43. Available from: <https://www.nejm.org.uml.idm.oclc.org/doi/10.1056/NEJMsa2011686>
7. Morales DR, Conover MM, You SC, Pratt N, Kostka K, Duarte-Salles T, et al. Renin–angiotensin system blockers and susceptibility to COVID-19: an international, open science, cohort analysis. *Lancet Digit Heal* [Internet]. 2021 Feb 1 [cited 2022 May 16];3(2):e98–114. Available from: <http://www.thelancet.com.uml.idm.oclc.org/article/S2589750020302892/fulltext>
8. Smith C, Odd D, Harwood R, Ward J, Linney M, Clark M, et al. Deaths in children and young people in England after SARS-CoV-2 infection during the first pandemic year. *Nat Med* 2021 281 [Internet]. 2021 Nov 11 [cited 2022 May 16];28(1):185–92. Available from: <https://www-nature-com.uml.idm.oclc.org/articles/s41591-021-01578-1>
9. Sinaei R, Pezeshki S, Parvaresh S, Sinaei R. Why COVID-19 is less frequent and severe in children: a narrative review. *World J Pediatr* 2020 171 [Internet]. 2020 Sep 25 [cited 2022 May 16];17(1):10–20. Available from: <https://link-springer-com.uml.idm.oclc.org/article/10.1007/s12519-020-00392-y>
10. Syangtan G, Bista S, Dawadi P, Rayamajhee B, Shrestha LB, Tuladhar R, et al. Asymptomatic SARS-CoV-2 Carriers: A Systematic Review and Meta-Analysis. *Front Public Heal*. 2021 Jan 20;8:1066.
11. Weiner DL, Balasubramaniam V, Shah SI, Javier JR. COVID-19 impact on research, lessons learned from COVID-19 research, implications for pediatric research. *Pediatr Res* 2020 882

- [Internet]. 2020 Jun 16 [cited 2022 May 16];88(2):148–50. Available from: <https://www-nature-com.uml.idm.oclc.org/articles/s41390-020-1006-3>
12. Haug N, Geyrhofer L, Londei A, Dervic E, Desvars-Larrive A, Loreto V, et al. Ranking the effectiveness of worldwide COVID-19 government interventions. *Nat Hum Behav*. 2020 Dec 1;4(12):1303–12.
 13. Subbarao P, Anand SS, Becker AB, Befus AD, Brauer M, Brook JR, et al. The Canadian Healthy Infant Longitudinal Development (CHILD) study: Examining developmental origins of allergy and asthma. *Thorax*. 2015;70(10):998–1000.
 14. Harris PA, Taylor R, Thielke R, Payne J, Gonzalez N, Conde JG. Research electronic data capture (REDCap)-A metadata-driven methodology and workflow process for providing translational research informatics support. *J Biomed Inform*. 2009 Apr;42(2):377–81.
 15. Harris PA, Taylor R, Minor BL, Elliott V, Fernandez M, O’Neal L, et al. The REDCap consortium: Building an international community of software platform partners. *J Biomed Inform*. 2019 Jul 1;95:103208.
 16. Cholette F, Mesa C, Harris A, Ellis H, Cachero K, Lacap P, et al. Dried blood spot specimens for SARS-CoV-2 antibody testing: A multi-site, multi-assay comparison. *PLoS One* [Internet]. 2021 Dec 1 [cited 2022 May 16];16(12). Available from: <https://pubmed.ncbi.nlm.nih.gov/34874948/>
 17. Amanat, F., Stadlbauer, D., Strohmeier, S. et al. A serological assay to detect SARS-CoV-2 seroconversion in humans. *Nat Med* 26, 1033–1036 (2020). <https://doi.org/10.1038/s41591-020-0913-5>
 18. Colwill K, Galipeau Y, Stuibler M, Gervais C, Arnold C, Rathod B, et al. A scalable serology solution for profiling humoral immune responses to SARS-CoV-2 infection and vaccination. *Clin Transl Immunol*. 2022; e1380.
 19. World Health Organization. COVID-19 symptoms and severity [Internet]. 2021 [cited 2022 Feb 15]. Available from: <https://www.who.int/westernpacific/emergencies/covid-19/information/asymptomatic-covid-19>

Supplementary Material

Table S1. Comparison of sociodemographic characteristics of CHILD Cohort Study participants to CHILD COVID-19 Add-on Study participants.

Variable	All CHILD households [†]	CHILD households involved in COVID-19 Study	CHILD households not involved in COVID-19 Study	Chi-square <i>p</i> -value [‡]
Total participants, N	3263	1386	1877	
Study centre at enrollment				
Vancouver	731 (21)	378 (27)	353 (19)	<0.001*
Edmonton	767 (24)	296 (21)	471 (25)	
Manitoba	994 (31)	427 (31)	567 (30)	
Toronto	771 (24)	285 (21)	486 (26)	
Parents' marital status (participants, N)	3184	1379	1805	
Single	169 (5)	52 (4)	117 (7)	0.003*
Married/common law	2989 (94)	1316 (95)	1673 (92)	
Divorced/separated/widowed	26 (1)	11 (1)	15 (1)	
Mother's race (participants, N)	3207	1379	1828	
European/White	2339 (73)	1067 (78)	1272 (70)	<0.001*
First Nations	141 (4)	47 (3)	94 (5)	
Asian	505 (16)	191 (14)	314 (17)	
Other	222 (7)	74 (5)	148 (8)	
Father's race (participants, N)	3218	1383	1835	
European/White	2377 (74)	1065 (78)	1312 (71)	<0.001*
First Nations	128 (4)	58 (4)	70 (4)	
Asian	442 (14)	171 (12)	271 (15)	
Other	271 (8)	89 (6)	182 (10)	
Mother's age (Mean ± SD)	37.9 ± 4.5	38.1 ± 4.1	37.6 ± 4.8	0.01*
Father's age (Mean ± SD)	39.8 ± 5.3	39.9 ± 5.0	39.7 ± 5.7	0.38
Mother's education (participants, N)	3136	1361	1775	
High school or less	276 (9)	59 (4)	217 (12)	<0.001*
Postsecondary certificate/diploma	655 (21)	283 (21)	372 (21)	
Bachelor's degree	1605 (51)	725 (53)	880 (50)	
Graduate degree	600 (19)	294 (22)	306 (17)	
Father's education (participants, N)	3104	1347	1757	
High school or less	475 (15)	145 (11)	330 (19)	<0.001*
Postsecondary certificate/ diploma	813 (26)	345 (26)	468 (26)	
Bachelor's degree	1322 (43)	639 (47)	683 (39)	
Graduate degree	494 (16)	218 (16)	276 (16)	
Household income (households, N)	2890	1288	1602	
< \$30,000	127 (4)	31 (2)	96 (6)	<0.001*
\$30,000-\$59,999	352 (12)	110 (9)	242 (15)	
\$60,000-\$99,999	667 (23)	298 (23)	369 (23)	
\$100,000-\$149,999	822 (29)	388 (30)	434 (27)	
≥ \$150,000	922 (32)	461 (36)	461 (29)	
Household size (households, N)	3121	1373	1748	
1-3	1046 (34)	335 (24)	711 (41)	<0.001*
4-6	1965 (63)	990 (72)	975 (56)	
>6	110 (3)	48 (4)	62 (3)	

Values are n (%) or mean ± standard deviation, for households with non-missing data for each variable. Values reflect most recently available data up to 5-year CHILD study visit (completed in 2018-2020), unless otherwise stated. "Enrollment" refers to the original CHILD cohort study, undertaken in 2009-12.

* $p < 0.05$. [†]General cohort (excludes Vanguard cohort of the CHILD study). [‡]Chi-square *p*-value for comparison of CHILD participants involved vs not involved in CHILD COVID-19 Add-on Study.

Table S2. Sociodemographic characteristics of CHILD COVID-19 Add-on Study participants who did vs. did not complete the final follow-up questionnaire.

	Enrolled and completed final questionnaire	Enrolled but did not complete final questionnaire	Chi-square p-value
Total participants, N	2388	2256	
Participants			
Adults	1216 (51)	1065 (47)	0.01*
Children	1172 (49)	1191 (53)	
Ancestry[†]	2387	2232	
North American (not First Nation)	252 (11)	266 (12)	0.16
First Nation	138 (6)	146 (7)	0.31
UK or Europe	1985 (83)	1810 (81)	0.07
Central or South America	57 (2)	94 (4)	0.001*
Africa	41 (2)	63 (3)	0.02*
Middle East	21 (1)	58 (3)	<0.001*
Asia or Polynesia	394 (17)	284 (13)	<0.001*
Australia or New Zealand	29 (1)	22 (1)	0.55
Education attainment (adults, N)	1197	992	
High school or less	85 (7)	101 (10)	<0.001*
Post-secondary certificate/diploma	268 (22)	237 (24)	
Bachelor's degree	510 (43)	392 (40)	
Graduate degree	334 (28)	262 (26)	
Occupation (adults, N)	1164	975	
Working	990 (85)	842 (86)	0.28
Not Working ¹	174 (15)	133 (14)	
Occupation type (adults, N)	1216	1065	
Essential worker ²	341 (28)	295 (28)	0.25
Pandemic impact on work (adults, N)[†]	1215	1045	
Moved to remote work	566 (47)	446 (43)	0.01*
Lost job, permanently	21 (2)	30 (3)	0.05*
Lost job, temporarily	74 (6)	74 (7)	0.15
Got new job	49 (4)	52 (5)	0.14
Reduced work hours	135 (11)	129 (12)	0.17
Increased work hours	186 (15)	174 (17)	0.18
Increased risk of COVID from job	288 (24)	246 (23)	0.17
Accessed government support ³	399 (33)	396 (37)	0.02*
Educational attainment (children, N)	1170	1126	
Home school	29 (3)	17 (1)	0.05
Elementary school	943 (80)	897 (80)	
Junior high	80 (7)	91 (8)	
High school	23 (2)	40 (4)	
Not in school	95 (8)	81 (7)	
Pandemic impact on school (children in school, N)	1046	1028	
School closed in March 2020	878 (84)	863 (84)	0.50
<i>Of schools that closed,</i>			
Online classes offered	814 (93)	784 (91)	0.13
Online classes attended - fully	708 (88)	657 (85)	0.14
Online classes attended - partially	96 (12)	119 (15)	0.06
School reopened before July 2020	206 (24)	200 (23)	0.82

Values are n (%) for participants with non-missing data for each variable. Values are derived from the baseline questionnaires completed between Jan – Jun 2021.

¹On leave, unemployed, retired, stay at home parent. ²Healthcare, delivery worker, store worker, security, building maintenance.

³Mortgage or Lease/ Rent Payment deferral, Personal Income Support (e.g., Canadian Emergency Response Benefit (CERB), Canadian Emergency Student Benefit (CESB), Employment Insurance (EI)), Business Income Support (e.g., Canadian Emergency Wage Subsidy (CEWS)), Food Bank. * p < 0.05. [†]Values do not add to 100% because participants could select multiple responses.