

1 **Knockdown resistance (kdr) Associated organochlorine Resistance in human head lice: Systematic**  
2 **review and meta-analysis**

3

4 Ebrahim Abbasi<sup>1, 2\*</sup> , Zahra Nasiri<sup>1, 2</sup> , Jalal Mohammadi<sup>1, 2</sup>, Zahra Yazdani<sup>3</sup> , Shokrollah  
5 Mohseni 

6

7 **Ebrahim Abbasi**

8 <sup>1</sup>*Research Center for Health Sciences, Institute of Health, Shiraz University of Medical Sciences,*  
9 *Shiraz, Iran*

10 <sup>2</sup>*Dept. of Biology and Control of Disease Vectors, School of Health, Shiraz University of Medical*  
11 *Sciences, Shiraz, Iran*

12 Email: [abbasie.ebrahim@gmail.com](mailto:abbasie.ebrahim@gmail.com)

[e\\_abbasie@sums.ac.ir](mailto:e_abbasie@sums.ac.ir)

13 Mobile: 0912-4338389

ORCID: 0000-0002-1420-9556

14

15 **Zahra Nasiri**

16 <sup>1</sup>*Research Center for Health Sciences, Institute of Health, Shiraz University of Medical Sciences,*  
17 *Shiraz, Iran*

18 <sup>2</sup>*Dept. of Biology and Control of Disease Vectors, School of Health, Shiraz University of Medical*  
19 *Sciences, Shiraz, Iran*

20 Email: [z.nasiri1362@gmail.com](mailto:z.nasiri1362@gmail.com)

21 Mobile: +989179840495

ORCID: 0000-0003-1604-2742

22

23 **Jalal Mohammadi**

24 <sup>1</sup>*Research Center for Health Sciences, Institute of Health, Shiraz University of Medical Sciences,*  
25 *Shiraz, Iran*

26 <sup>2</sup>*Dept. of Biology and Control of Disease Vectors, School of Health, Shiraz University of Medical*  
27 *Sciences, Shiraz, Iran*

28 Email: [Jalal\\_20169@yahoo.com](mailto:Jalal_20169@yahoo.com)

29 Mobile: +989173145416

30

31 **Zahra Yazdani**

32 <sup>3</sup> *Department of Biology, College of Sciences, Shiraz University, Shiraz, Iran*

33 Email: [zy20172017@yahoo.com](mailto:zy20172017@yahoo.com)

34 Mobile: +989373936440

ORCID: 0000-0002-6758-1319

35

36 **Shokrollah Mohseni**

37 <sup>1</sup>*Research Center for Health Sciences, Institute of Health, Shiraz University of Medical Sciences,*  
38 *Shiraz, Iran*

39 Email: [Mohseni57faryab@gmail.com](mailto:Mohseni57faryab@gmail.com)  
40 Mobile: +989108588424

ORCID: 0000-0001-5737-3367

41  
42  
43  
44  
45  
46

**\*Corresponding Author:**  
**Dr. Ebrahim Abbasi**

## 47 **Abstract**

48 **Introduction:** Pediculosis is one of the vector-borne diseases that has spread in most regions of the world  
49 and has affected many populations. In previous decades, organochlorine poisons were used to treat it. But  
50 resistance to treatment against this group of insecticides affected its control. Based on this, the present  
51 study was conducted to investigate the prevalence of Knockdown Resistance in human head lice against  
52 organochlorine insecticides in the world in the form of a systematic review and meta-analysis.

53 **Methods:** To determine the prevalence of Knockdown Resistance against organochlorine insecticides, all  
54 English and non-English articles (at least with English titles and abstracts) were published worldwide  
55 without a time limit until the end of May 2022 and were extracted and analyzed. Statistical analysis of the  
56 data was done using statistical tests of fixed and random effects model in the meta-analysis, Cochrane,  
57 meta-regression, and I2 index.

58 **Results:** 8 articles with a sample size of 7249 head lice were included in the meta-analysis process. The  
59 prevalence of knockdown resistance was estimated at 65.3%. Also, the prevalence of homozygote  
60 resistance was 71.9% and heterozygote resistance was 28.1%.

61 **Conclusion:** Based on the findings, more than half of the lice were resistant to organochlorine insecticides.  
62 As a result, due to the high prevalence of resistance, it is recommended to determine the resistance against  
63 them before using this group of insecticides to treat pediculosis and then adopting the appropriate  
64 treatment.

65 **keywords:** Knockdown resistance, Organochlorine, head lice, Meta-analysis

66  
67

68 **Introduction**

69 Head lice are one of the most common infections around the world, which infects mostly school-age  
70 children and adults through head-to-head transmission, and if untreated, it can widely affect most people  
71 in communities, which leads to the imposition of costs. It greatly affects the health, medical systems, and  
72 families . (2 , 1) Various factors affect the increase in the prevalence of this contamination in the world,  
73 including being in large and contaminated populations such as schools or families, lack of awareness and  
74 compliance with health principles, the number and duration of contact with infected people, and finally  
75 inappropriate treatment. and pointed out incomplete contamination . (4 , 3)

76 One of the most important approaches to controlling pediculosis is treating infected people. Because with  
77 the treatment of these people, the source of contamination is eliminated and in addition to removing the  
78 contamination in the individual, it is also prevented from spreading to other people, and ultimately the  
79 spread of the disease is reduced. Therefore, complete and effective treatment of pediculosis is the most  
80 important measure to prevent its spread. The most effective treatment method is the use of safe  
81 insecticides, including organophosphorus, organochlorine, carbamates, and pyrethroids, which kill the lice  
82 by affecting the nervous system or removing their protective covering. These insecticides are widely used  
83 in the world in the form of shampoos or tablets with the brand names Permethrin 1%, Malatinon 0.5%,  
84 Lindane 1%, and Crotamiton 10% . (7-5) . But recently, due to excessive use and incomplete treatment,  
85 lice have become resistant to these insecticides . (8) One of the most important mechanisms of the  
86 effect of insecticides on lice to eliminate them is the nervous mechanism. So that these insecticides connect  
87 to the nervous system by acting on sodium channels sensitive to voltage and cause these channels to  
88 remain open for a long time. Finally, due to the long-term absence of these channels, sodium enters  
89 uncontrollably and leads to nerve depolarization and hyperpolarization, which ultimately leads to muscle  
90 paralysis (knockdown) and the death of the louse . . (10 , 9) In the past decades, more than 50 mutations  
91 in the sodium channel have been identified individually or in combination, which has been associated with  
92 the development of resistance in lice. The most important resistance associated with these mutations is  
93 Knockdown resistance (kdr). KDR reduces nerve sensitivity and dysfunction of sodium channels to  
94 insecticides. This decrease in sensitivity is caused by point mutations in the genetic composition of insects.  
95 Such mutational resistance is characterized by the presence of the kdr allele in the insect genome-11)  
96 . (13

97 Insecticides with organochlorine composition were used as an old form of insecticides to deal with insects.  
98 But the commercial forms of DDT, Dieldrin, or Chlordcon are not used due to other biological issues, and  
99 lindane is used to fight lice. Organochlorine insecticides target the nervous system of insects and sodium  
100 channels, and by keeping them open for a long time, they increase their action potential and lead to  
101 excessive excitability, muscle paralysis, and death. to be Also, by blocking the GABA-A receptor, this  
102 insecticide leads to convulsions in the chloride channels. Therefore, the creation of resistance caused by  
103 kdr reduces the effect of these insecticides and the treatment of contamination faces a problem . (16–14)  
104 Awareness of the prevalence of human head louse resistance to insecticides is necessary to decide whether  
105 to use an appropriate insecticide individually or in combination to treat, control, and reduce the prevalence  
106 of infestation. Based on this, the present study was conducted to determine the prevalence of kdr resistance  
107 against organochlorine insecticides in human head lice in the form of a systematic review and meta-  
108 analysis in the world .

#### 109 **Analyzation method**

110 This systematic review and meta-analysis study was conducted based on the Preferred Reporting Items  
111 for Systematic Reviews and Meta-Analyses (PRISMA) guidelines on the prevalence of kdr in human head  
112 lice against organochlorine insecticides worldwide . . (17) The protocol of this study has been registered  
113 in the International Prospective Register of Systematic Reviews (PROSPERO) with the code  
114 CRD42021231602. Based on this, searching for articles in scientific databases, selecting articles,  
115 evaluating the quality of articles, and extracting data were done by two researchers independently .

#### 116 **Search articles**

117 Search for articles in international scientific databases Web of Science, PubMed, Proquest, Bioone.org,  
118 Embase, and Scopus without time limit until the end of May 2022 using keywords Organochlorine, DDT,  
119 Dichlorodiphenyl Dichloroethylene, ethane, chlorophenyl, dichloro, ethyl phenyl , Linden, Aldrin, andrin,  
120 diendrin, heptachlor, endosulfan, benzene, chlorobenzene, trichloroethylidene, Knockdown resistance,  
121 KDR, insecticide, Insecticide Resistance, Pediculicide Resistance, Resistance Mutations, Head Lice, Head  
122 Louse, Pediculosis. which were extracted from medical subject headings (Mesh) and were searched in the  
123 title, abstract and full text of the articles individually and in combination using OR and AND operators.  
124 The search syntax is available in scientific databases .

#### 125 **Entry and exit criteria**

126 Observational studies, and English-language articles, which investigated resistance to organochlorine  
127 toxins in lice, evaluated KDR resistance and investigated its prevalence, were included in the study.  
128 Interventional studies, clinical trials, qualitative studies, reviews, letters to the editor, case reports and case  
129 series, studies with low quality, and studies related to other insecticides were excluded from the study .

### 130 **Quality assessment of articles**

131 The risk of bias was assessed by two independent investigators using the Hoy and JBI instruments  
132 designed for prevalence studies. All studies were divided into three categories (low risk–high risk and  
133 unknown risk of bias). Any disagreement between researchers was resolved by consensus (18).

### 134 **Extracting the Data**

135 To extract the required information, the title and abstract of the articles were independently examined by  
136 two researchers based on the inclusion and exclusion criteria of the articles. Then the full text of the  
137 selected articles was examined. In case the articles were rejected by the researcher, the reason was  
138 mentioned, and in case of disagreement between them, the article was referred to by a third person. To  
139 extract data from the checklist, which includes the first author's characteristics, the article's time of  
140 publication, the study's location, the prevalence of kdr resistance, and the ratio of types of kdr resistance,  
141 was done .

### 142 **Selection of studies**

143 At first, references of 14536 articles searched in scientific databases were entered into Endnote software.  
144 Then repetition was done and the title and abstract of the articles were examined. Based on this, 8430  
145 articles were excluded due to repetition and 5786 articles due to non-relevance. Then, the text of the  
146 reviewed articles and the number of 311 articles were removed due to the lack of investigation of  
147 prevalence, lack of investigation of kdr resistance, or lack of investigation of resistance to organochlorine  
148 toxins, and 8 articles entered the systematic review and meta-analysis process (Figure 1).

149

### 150 **Statistical analysis of data**

151 The random effects model was used to estimate the prevalence if there were heterogeneous between  
152 studies and the fixed effects model was used in the meta-analysis if the studies were homogeneous. The  
153 heterogeneity of studies was assessed using Cochran Q statistics and the I2 test. Accordingly, I2 index  
154 was divided into three categories <25% (low heterogeneity), 25-75% (moderate heterogeneity in the  
155 study) and > 75% (high heterogeneity). Funnel plot and Egger test were used to examine the publication

156 bias and metaregression was used to investigate the relationship between the year of study and sample  
157 size with prevalence. Statistical analysis of data was performed using STATA ver14 software.

## 158 **Results**

159 Eight studies with a volume of 7249 head lice that were conducted between 2003 and 2014 were included  
160 in the meta-analysis process. The specifications of the reviewed articles are presented in Table 1.

161

162 Regarding the prevalence of kdr against organochlorine insecticides, 8 articles were included in the meta-  
163 analysis process, based on which, the prevalence of kdr was estimated at 65.3% (95% CI: 8.35-7.94). The  
164 highest prevalence of KDR was in the study conducted in France with a prevalence of 94% and the lowest  
165 prevalence was related to the study conducted in Argentina with a prevalence of 15.2%. which shows that  
166 the prevalence of kdr is different in different geographical areas (Figure 2).

167

168 The prevalence of kdr types by separating RR<sup>1</sup>, RS<sup>2</sup>, and SS<sup>3</sup> alleles was studied in a meta-analysis. Based  
169 on the findings, the prevalence of RR was 71.9%, RS was 28.1%, and SS was 22.2%, which shows that  
170 most cases of resistance are of the RR type (Figures 3, 4, and 5).

171 Egger's test and funnel plot were used to investigate the diffusion bias. Due to the diagram's asymmetry,  
172 un needs to be published and accessed (P=0.01) (Chart 6). Meta-regression was used to investigate the  
173 relationship between the year of the study and the prevalence rate. According to the slope of the graph,  
174 the prevalence of kdr increased with the increase in the year of conducting the study, which shows that  
175 the prevalence of resistance to this group of insecticides is increasing (Figure7).

176

## 177 **Discussion**

178 According to the findings of the present meta-analysis, about two-thirds of the human head lice population  
179 have kdr resistance against organochlorine insecticides. Based on this, the use of traditional and  
180 inappropriate treatment methods does not cause the treatment and control of this contamination but also  
181 leads to an increase in resistance against these insecticides. Although today, due to biological issues and

---

<sup>1</sup> Homozygote resistant

<sup>2</sup> Heterozygote resistant

<sup>3</sup> Homozygous susceptible

182 resistance, organochlorine insecticides are not widely used to treat lice. But lindane was one of the  
183 insecticides that were used for treatment in the early years of the widespread outbreak of pediculosis,  
184 which is still used in some countries. But over the years, due to its widespread and unconventional use,  
185 the resistance to treatment with this insecticide increased so that in some studies the successful treatment  
186 with this insecticide reached less than 20% and its use in the European Union in It was banned in 2007.  
187 The cause of this was the lack of proper or incomplete treatment of this infection .(28 ,27 ,15) Another  
188 important issue is that when lice are under pressure, they can transfer resistance genes to each other. As a  
189 result, by transferring genes resistant to organochlorine insecticides to other lice, the issue of resistance to  
190 other insecticides such as pyrethroids is also raised, which is widely used for the treatment of pediculosis,  
191 and the mechanism of their effect is also through the effect It is on sodium channels. .(31-29)So resistance  
192 against this group of insecticides (pyrethroids) has also spread around the world .(15) .

193 Due to the existence of resistance to treatment in lice, today in the world, different methods are used to  
194 treat pediculosis. which include chemical treatment methods such as Permethrin 1%, Lindane 1%,  
195 Malathion 0.5% , (5) Physical methods such as occlusive agents and Dimethicone which lead to  
196 suffocation of the louse, Isopropyl myristate dissolves the surface wax of the louse's body or desiccation  
197 which leads to the loss of water in the louse and its death, and manual removal which the louse uses The  
198 comb is separated from the hair (34-32) and the use of plant compounds such as Nopucid Bio Citrus,  
199 Nyda, Hedrin, and Nopucid Qubit, tea tree oil, eucalyptus oil, anethole, carvone, limonene, and linalool  
200 . (37-35) However, the use of treatment methods, especially chemical treatments, should be based on  
201 the principles and by completing the treatment period. Because if incomplete or single treatment is done  
202 and cannot eliminate the contamination, it can lead to the development of resistance develops. published  
203 studies Based on this, it is necessary to determine the resistance to insecticides and select the appropriate  
204 insecticide for the treatment before treating the infected areas. It is often recommended to use Polymerase  
205 chain reaction (PCR), Quantitative sequencing (QS), and real-time PCR (rtPASA) methods to determine  
206 resistance to treatment . (39 , 38 , 12) Generally, based on the present study and other conducted  
207 studies, the resistance to treatment in head lice against organochlorine insecticides is relatively high in the  
208 world, and their use is not recommended in some areas. As a result, using these insecticides alone in most  
209 cases can lead to treatment failure. Based on this, it is recommended that in different regions of the world,  
210 after determining the sensitivity of lice to insecticides, they should be used as a principle and combination  
211 of several insecticides for treatment and to prevent the spread of resistance in lice so that it can spread.  
212 reduced in the world .

## 213 **Conclusion**

214 Meta-analysis findings showed that about 65% of human head lice are resistant to organochlorine  
215 insecticides. As a result, the presence of such high resistance affects the choice of these insecticides for  
216 treatment. Based on this, it is recommended to select the appropriate treatment, especially in the field of  
217 this group of insecticides.

218

## 219 **References**

- 220 1. Rukke BA, Birkemoe T, Soleng A, Lindstedt HH, Ottesen P. Head lice prevalence among  
221 households in Norway: importance of spatial variables and individual and household characteristics.  
222 *Parasitology*. 2011;138(10):1296-304.
- 223 2. Rukke BA, Birkemoe T, Soleng A, Lindstedt HH, Ottesen P. Head lice in Norwegian households:  
224 actions taken, costs and knowledge. *PLoS One*. 2012;7(2):e32686.
- 225 3. Rukke BA, Soleng A, Lindstedt HH, Ottesen P, Birkemoe T. Socioeconomic status, family  
226 background, and other key factors influence the management of head lice in Norway. *Parasitology*  
227 *research*. 2014;113(5):1847-61.
- 228 4. Jahnke C, Bauer E, Feldmeier H. Pediculosis capita in childhood: epidemiological and socio-  
229 medical results from screening of school beginners. *Gesundheitswesen (Bundesverband der Ärzte des*  
230 *Öffentlichen Gesundheitsdienstes (Germany))*. 2008;70(11):667-73.
- 231 5. Verma P, Namdeo C. Treatment of pediculosis capitis. *Indian journal of dermatology*.  
232 2015;60(3):238.
- 233 6. Feldmeier H. Treatment of pediculosis capitis: a critical appraisal of the current literature.  
234 *American journal of clinical dermatology*. 2014;15(5):401-12.
- 235 7. Burgess IF, Brunton ER, Burgess NA. Single application of 4% dimeticone liquid gel versus two  
236 applications of 1% permethrin creme rinse for treatment of head louse infestation: a randomised controlled  
237 trial. *BMC dermatology*. 2013;13(1):1-7.
- 238 8. Eremeeva ME, Capps D, Winful EB, Warang SS, Braswell SE, Tokarevich NK, et al. Molecular  
239 markers of pesticide resistance and pathogens in human head lice (Phthiraptera: Pediculidae) from rural  
240 Georgia, USA. *Journal of Medical Entomology*. 2017;54(4):1067-72.
- 241 9. Dong K, Du Y, Rinkevich F, Nomura Y, Xu P, Wang L, et al. Molecular biology of insect sodium  
242 channels and pyrethroid resistance. *Insect biochemistry and molecular biology*. 2014;50:1-17.
- 243 10. Rinkevich FD, Du Y, Dong K. Diversity and convergence of sodium channel mutations involved  
244 in resistance to pyrethroids. *Pesticide biochemistry and physiology*. 2013;106(3):93-100.



- 245 11. Firoozian S, Sadaghianifar A, Taghilou B, Galavani H, Ghaffari E, Gholizadeh S. Identification  
246 of novel voltage-gated sodium channel mutations in human head and body lice (Phthiraptera: Pediculidae).  
247 Journal of medical entomology. 2017;54(5):1337-43.
- 248 12. Clark JM. Permethrin resistance due to knockdown gene mutations is prevalent in human head  
249 louse populations. The Open Dermatology Journal. 2010;4(1).
- 250 13. Fox K, Larkin K, Sanchez A. Global trends in genetic markers of pediculus humanus capitis  
251 resistance mechanisms. Current tropical medicine reports. 2020;7(2):65-73.
- 252 14. Costa LG. The neurotoxicity of organochlorine and pyrethroid pesticides. Handbook of clinical  
253 neurology. 2015;131:135-48.
- 254 15. Durand R, Bouvresse S, Berdjane Z, Izri A, Chosidow O, Clark J. Insecticide resistance in head  
255 lice: clinical, parasitological and genetic aspects. Clinical Microbiology and Infection. 2012;18(4):338-  
256 44.
- 257 16. Lebwohl M, Clark L, Levitt J. Therapy for head lice based on life cycle, resistance, and safety  
258 considerations. Pediatrics. 2007;119(5):965-74.
- 259 17. Moher D, Shamseer L, Clarke M, Ghersi D, Liberati A, Petticrew M, et al. Preferred reporting  
260 items for systematic review and meta-analysis protocols (PRISMA-P) 2015 statement. Systematic  
261 reviews. 2015;4(1):1.
- 262 18. Munn Z, Moola S, Riitano D, Lisy K. The development of a critical appraisal tool for use in  
263 systematic reviews addressing questions of prevalence. International journal of health policy and  
264 management. 2014;3(3):123.
- 265 19. Yoon KS, Previte DJ, Hodgdon HE, Poole BC, Ho Kwon D, Abo El-Ghar GE, et al. Knockdown  
266 resistance allele frequencies in North American head louse (Anoplura: Pediculidae) populations. Journal  
267 of Medical Entomology. 2014;51(2):450-7.
- 268 20. Durand R, Bouvresse S, Andriantsoanirina V, Berdjane Z, Chosidow O, Izri A. High frequency of  
269 mutations associated with head lice pyrethroid resistance in schoolchildren from Bobigny, France. Journal  
270 of medical entomology. 2014;48(1):73-5.
- 271 21. Kasai S, Ishii N, Natsuaki M, Fukutomi H, Komagata O, Kobayashi M, et al. Prevalence of kdr-  
272 like mutations associated with pyrethroid resistance in human head louse populations in Japan. Journal of  
273 Medical Entomology. 2009;46(1):77-82.
- 274 22. Kwon DH, Yoon KS, Strycharz JP, Clark JM, Lee SH. Determination of permethrin resistance  
275 allele frequency of human head louse populations by quantitative sequencing. Journal of medical  
276 entomology. 2008;45(5):912-20.
- 277 23. Durand R, Millard B, Bouges-Michel C, Bruel C, Bouvresse S, Izri A. Detection of pyrethroid  
278 resistance gene in head lice in schoolchildren from Bobigny, France. Journal of Medical Entomology.  
279 2007;44(5):796-8.

- 280 24. Audino PG, Barrios S, Vassena C, Cueto GM, Zerba E, Picollo MI. Increased monooxygenase  
281 activity associated with resistance to permethrin in *Pediculus humanus capitis* (Anoplura: Pediculidae)  
282 from Argentina. *Journal of medical entomology*. 2005;42(3):342-5.
- 283 25. Kristensen M. Identification of sodium channel mutations in human head louse (Anoplura:  
284 Pediculidae) from Denmark. *Journal of medical entomology*. 2005;42(5):826-9.
- 285 26. Vassena CV, Cueto GM, Audino PG, Alzogaray RA, Zerba EN, Picollo MI. Prevalence and levels  
286 of permethrin resistance in *Pediculus humanus capitis* De Geer (Anoplura: Pediculidae) from Buenos  
287 Aires, Argentina. *Journal of Medical Entomology*. 2003;40(4):447-50.
- 288 27. Meinking TL, Serrano L, Hard B, Entzel P, Lemard G, Rivera E, et al. Comparative in vitro  
289 pediculicidal efficacy of treatments in a resistant head lice population in the United States. *Archives of*  
290 *Dermatology*. 2002;138(2):220-4.
- 291 28. Blus LJ. Organochlorine pesticides. *Handbook of ecotoxicology*: CRC Press; 2002. p. 337-64.
- 292 29. Ascunce MS, Toups MA, Kassu G, Fane J, Scholl K, Reed DL. Nuclear genetic diversity in human  
293 lice (*Pediculus humanus*) reveals continental differences and high inbreeding among worldwide  
294 populations. *PLoS One*. 2013;8(2):e57619.
- 295 30. Toloza AC, Lucía A, Zerba E, Masuh H, Picollo MI. Eucalyptus essential oil toxicity against  
296 permethrin-resistant *Pediculus humanus capitis* (Phthiraptera: Pediculidae). *Parasitology Research*.  
297 2010;106(2):409-14.
- 298 31. Yoon KS, Gao J-R, Lee SH, Coles GC, Meinking TL, Taplin D, et al. Resistance and cross-  
299 resistance to insecticides in human head lice from Florida and California. *Pesticide Biochemistry and*  
300 *Physiology*. 2004;80(3):192-201.
- 301 32. Pearlman DL. A simple treatment for head lice: dry-on, suffocation-based pediculicide. *Pediatrics*.  
302 2004;114(3):e275-e9.
- 303 33. Burgess IF, Lee PN, Brown CM. Randomised, controlled, parallel group clinical trials to evaluate  
304 the efficacy of isopropyl myristate/cyclomethicone solution against head lice. *Pharmaceutical Journal*  
305 (Vol 280). 2008.
- 306 34. Goates BM, Atkin JS, Wilding KG, Birch KG, Cottam MR, Bush SE, et al. An effective  
307 nonchemical treatment for head lice: a lot of hot air. *Pediatrics*. 2006;118(5):1962-70.
- 308 35. Gallardo A, Mougabure-Cueto G, Vassena C, Picollo MI, Toloza AC. Comparative efficacy of  
309 new commercial pediculicides against adults and eggs of *Pediculus humanus capitis* (head lice).  
310 *Parasitology Research*. 2012;110(5):1601-6.
- 311 36. Di Campli E, Di Bartolomeo S, Delli Pizzi P, Di Giulio M, Grande R, Nostro A, et al. Activity of  
312 tea tree oil and nerolidol alone or in combination against *Pediculus capitis* (head lice) and its eggs.  
313 *Parasitology research*. 2012;111(5):1985-92.

- 314 37. Toloza AC, Vassena C, Picollo MI. Ovicidal and adulticidal effects of monoterpenoids against  
315 permethrin-resistant human head lice, *Pediculus humanus capitis*. *Medical and Veterinary Entomology*.  
316 2008;22(4):335-9.
- 317 38. Karakuş M, Atıcı T, Karabela ŞN, Baylan O, Limoncu ME, Balcıoğlu İC. Detection of permethrin  
318 resistance and phylogenetic clustering of turkish head lice (*Pediculus humanus capitis*; De Geer, 1767  
319 populations. *Acta tropica*. 2020;204:105362.
- 320 39. Lee SH, Clark JM, Ahn YJ, Lee W-J, Yoon KS, Kwon DH, et al. Molecular mechanisms and  
321 monitoring of permethrin resistance in human head lice. *Pesticide biochemistry and physiology*.  
322 2010;97(2):109-14.

323

### 324 Figure legend

325

Databases: Web of Science (725), PubMed/Medline  
(1136), Proquest (103), Embase (721), Scopus  
(11340), and Bioone.org (511)

327

Duplicate results  
(n=8430)

328

Articles after removing duplicates (n=6106)

329

330

Records excluded  
(n =5786)

331

Full-text articles assessed for eligibility (n =320)

332

333

Full-text articles excluded,  
with reasons (n = 312):  
kdr and organochlorine  
insecticide were not  
studied. (269); the  
prevalence was not reported  
or estimated. (43).

334

335

336

Included for quality assessment (n=8)

Included for data analysis and meta-analysis

337

338

339

340

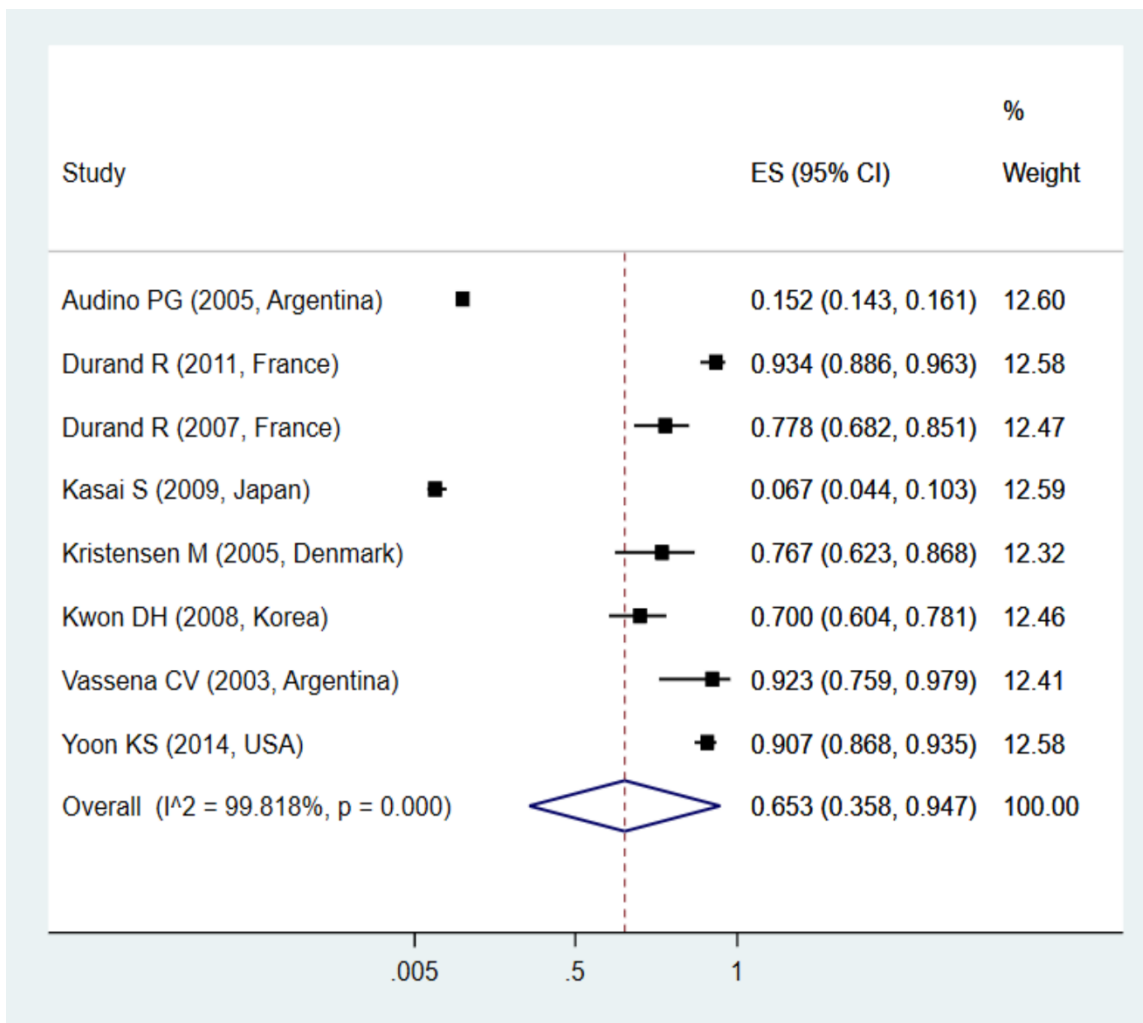
341

342

343

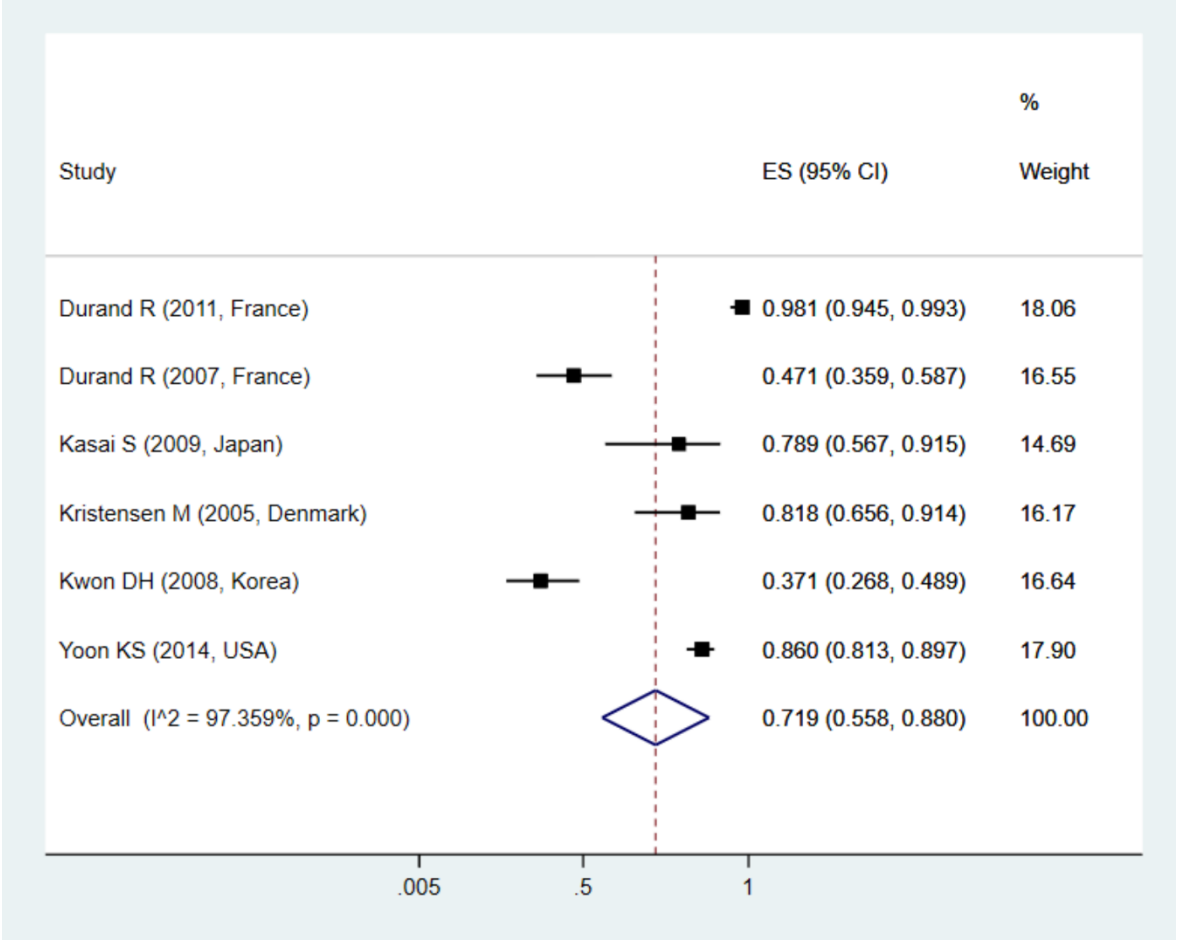
344

**Figure 1.** The PRISMA flow diagram



345

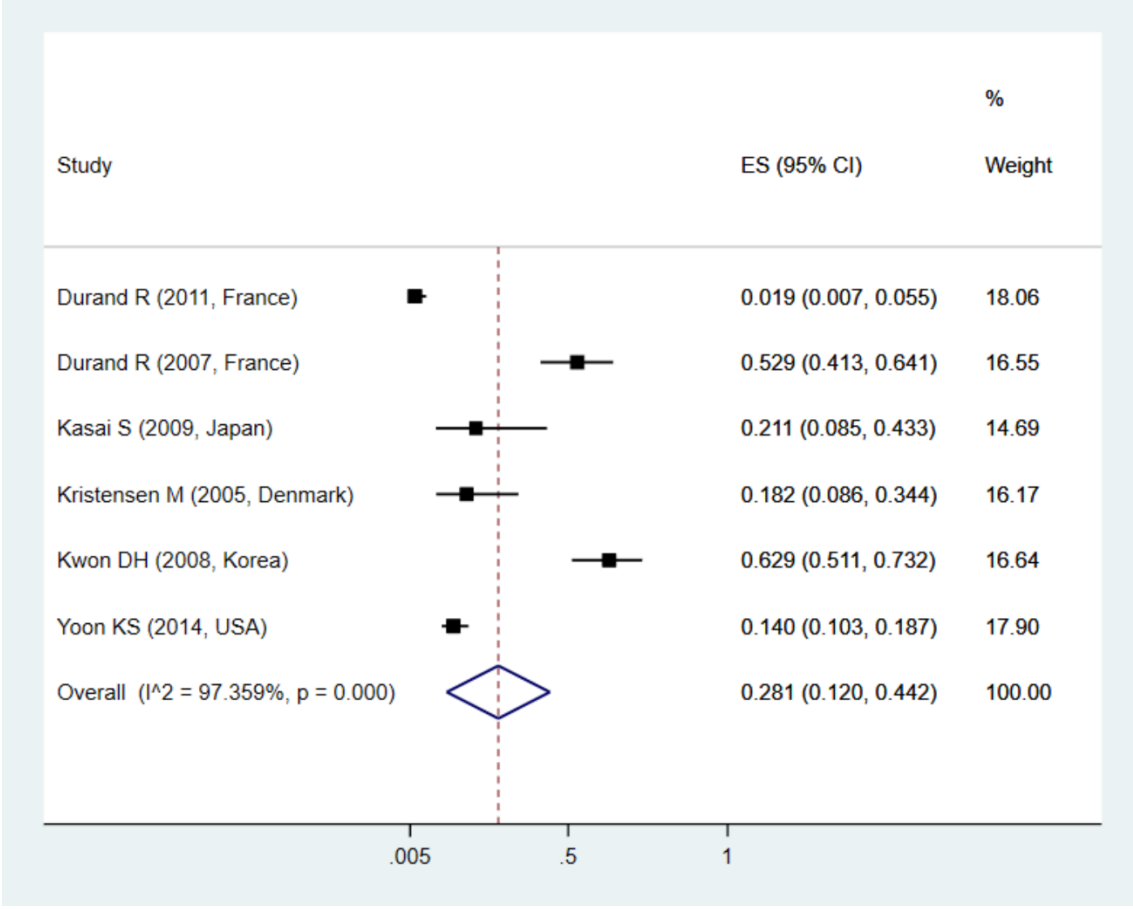
**Figure 2:** Pooled prevalence rate of Knockdown resistance based on random effects model. The midpoint of each line segment shows the prevalence estimate, the length of the line segment indicates the 95% confidence interval in each study, and the diamond mark illustrates the pooled prevalence of kdr .



349

350

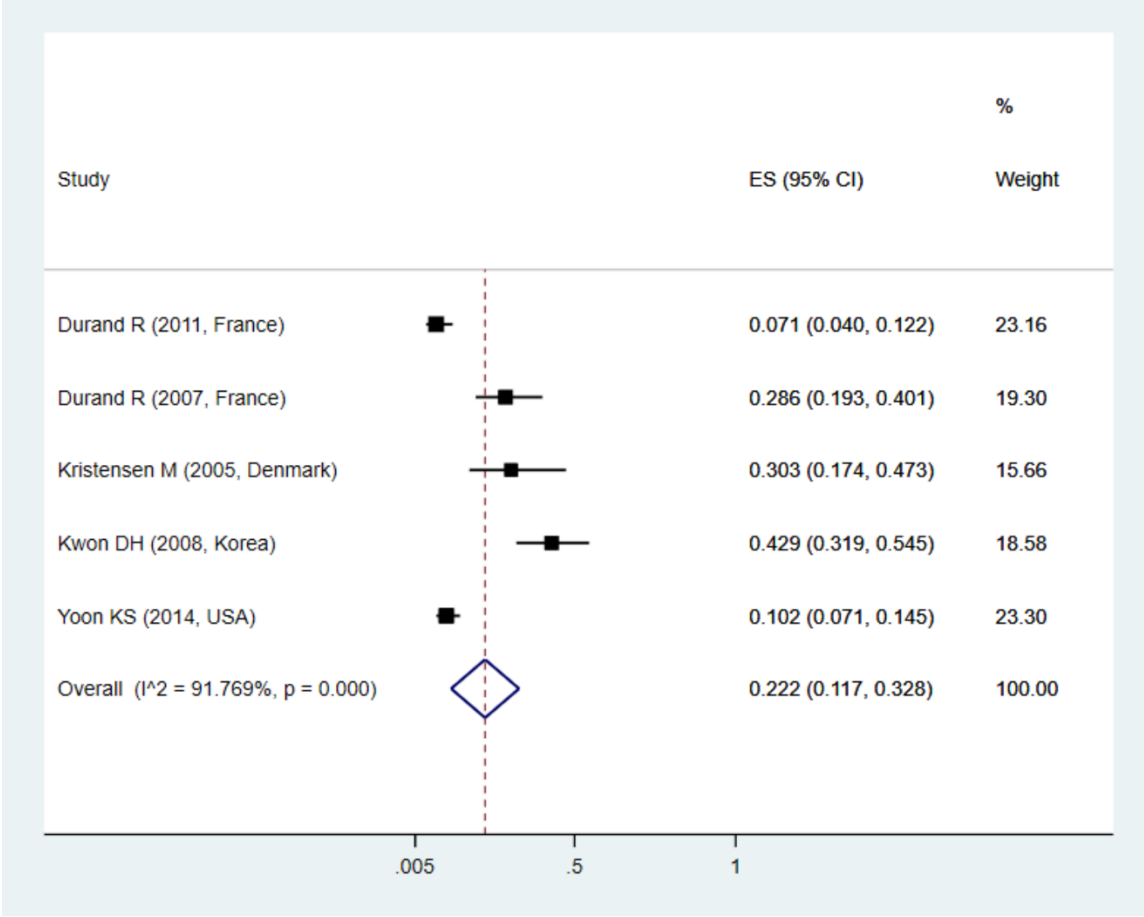
351 **Figure 3:** Pooled prevalence rate of RR based on random effects model. The midpoint of each line  
 352 segment shows the prevalence estimate, the length of the line segment indicates the 95% confidence  
 353 interval in each study, and the diamond mark illustrates the pooled prevalence of kdr.



354

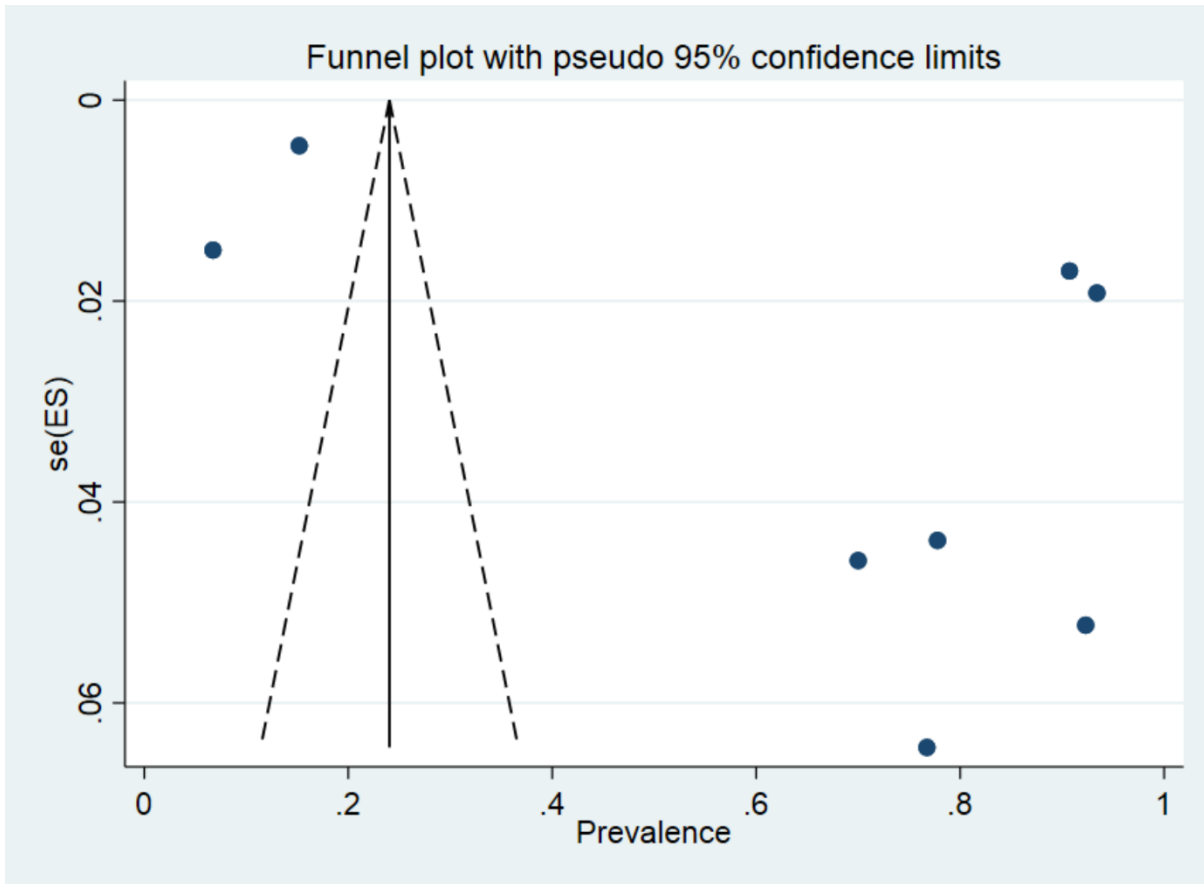
355 **Figure 4:** Pooled prevalence rate of RS based on random effects model. The midpoint of each line  
 356 segment shows the prevalence estimate, the length of the line segment indicates the 95% confidence  
 357 interval in each study, and the diamond mark illustrates the pooled prevalence of kdr

358



359

360 **Figure 5:** Pooled prevalence rate of SS based on random effects model. The midpoint of each line segment  
 361 shows the prevalence estimate, the length of the line segment indicates the 95% confidence interval in  
 362 each study, and the diamond mark illustrates the pooled prevalence of kdr .



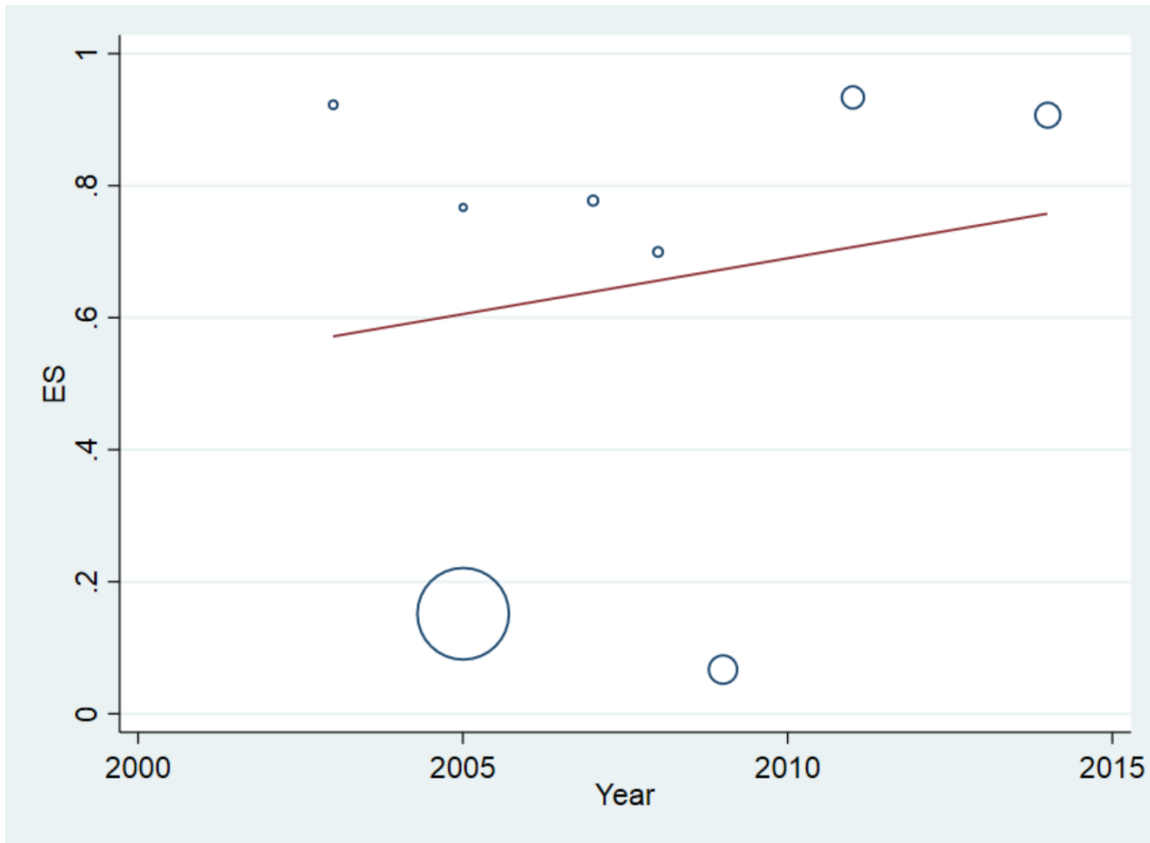
363

364

365

**Figure 6**-Funnel plot of the prevalence of kdr





366

367

**Figure7.** Meta-regression plot of the prevalence kdr based on the year of study

368

369

370

371

372

373

374

375

376

377

378

379

380

381 **Table legends**382 **Table 1-** characteristic of studies included in the systematic review and meta-analysis

Authors	Year of study	Place of study	Sample size	Prevalence kdr# (%)	Prevalence RR* (%)	Prevalence RS** (%)	Prevalence SS*** (%)	Quality assessment
Yoon KS (19)	2014	USA	291	90.72	85.98	14.02	10.23	High
Durand R (20)	2011	France	167	93.41	98.08	1.92	7.05	High
Kasai S (21)	2009	Japan	282	6.74	78.95	21.05	-	High
Kwon DH (22)	2008	Korea	100	70.00	37.14	62.86	42.86	High
Durand R (23)	2007	France	90	77.78	47.14	52.86	28.57	Mild
Audino PG (24)	2005	Argentina	6250	15.20	-	-	-	High
Kristensen M (25)	2005	Denmark	43	76.74	81.82	18.18	30.30	Mild
Vassena CV (26)	2003	Argentina	26	92.31	85.98	14.02	10.23	Mild

383 #Knockdown Resistance

384 \*Homozygote resistant

385 \*\*Heterozygote resistant

386 \*\*\*Homozygous susceptible

387