

Psychotropic drugs in Portugal from 2016 to 2019: a nationwide pharmacoepidemiological profile

Luís Madeira^a, Guilherme Queiroz^b, and Rui Henriques^{c,*}

^aInstituto de Medicina Preventiva, Faculdade de Medicina da Univ. de Lisboa; Hospital CUF Descobertas; luismadeiramd@gmail.com

^bACES Baixo Vouga, ARS Centro, Portugal; gqueiroz@arscentro.min-saude.pt

^cINESC-ID and Instituto Superior Técnico, Universidade de Lisboa, Portugal; rmch@tecnico.ulisboa.pt

* Corresponding author: Rui Henriques. Address: INESC-ID, R. Alves Redol 9, 1000-029 Lisboa, Portugal

Abstract

Background: The prescription of psychotropic medication is rising in Europe along the last decade. Exploring consumption patterns in pre-pandemic times in Portugal, as well as relevant socio-demographic determinants, can help establish comparisons with worldwide patterns and support public health policies for mental health.

Methods: Descriptive, non-comparative cohort study, comprising full nationwide drug prescription records in Portugal along antidepressant, antipsychotic, and anxiolytic classes. Statistical analysis of prescription and consumption patterns according to reference dosages and guided by several criteria, including active substance, demographics, geography, associated medical specialty, and incurred costs.

Results: An increase of 29.6% and 34.7% in the consumption of antipsychotics and antidepressants between 2016 and 2019 is highlighted, reasonably accompanied by an increase of 37M Eur in total expenditure (>20M Eur in public copay) for these classes of drugs. Disparities in sociodemographic and geographical incidence are identified. Amongst other pivotal results, we further observed that 64% of psychotropic drug prescriptions are undertaken by general practitioners, while only 21% undertaken by neurological and psychiatric specialties.

Conclusion: Nationwide patterns of psychotropic drug prescription in Portugal reveal notable trends and determinants, establishing a reference point for cross-regional studies and being currently assessed at a national level to establish psychosocial initiatives and guidelines for the clinical practice and medical training.

Keywords: psychopharmacology, epidemiology, drug prescription and consumption, psychotropic drugs, antidepressants, antipsychotics, anxiolytics, mental health

Novelty: To our knowledge, first Portuguese psychopharmacoepidemiological study assessing: 1) economic correlates; 2) prescription patterns by medical specialty; 3) adherence rates and geographical determinants; 4) consumption patterns by active substance; and 5) systematic trends for the pre-pandemic period.

1 Introduction

Psychiatry disorders are among the leading chronic non-communicable diseases in the world (IHME 2022), and Portugal is no exception, with a prevalence of 18.4% of mental illness. The commitment to deinstitutionalization and the development of community-based mental health services has fortunately widened the access to psychotropic drugs and represents a step forward in mental health care. The consumption of psychotropic drugs, namely antidepressants, antipsychotics and anxiolytics, reported increasing trends in the last two decades both worldwide (OECD 2020; Bachhuber *et al.* 2016; Murphy *et al.* 2016; Xu *et al.* 2021; Hálfdánarson *et al.* 2017) and in Portugal (Caldas de Almeida *et al.* 2013), especially among women and the elderly (Semoun and Sevilla-Dedieu 2015; Carrasco-Garrido *et al.* 2016). However, thorough surveillance is important to tackle issues concerning inequalities in access, overuse of psychotropics like benzodiazepines, and inadequate active drug selection (Gardner 2014).

Portugal is a paradigmatic case of heavy use of anxiolytics since the 90s (Saúde 2019), as this class represents 2% of all drugs sold and the country holds the higher consumption rate among OECD countries. However, the prescription trend of this therapeutic group has remained

stable (OECD and EU 2018). As for antidepressants, Portugal is the fifth OECD country with highest consumption rate, with past data evidencing increasing trends similar to other countries, like the UK, where it almost doubled in the last decade (Saúde 2019). Finally, antipsychotic consumption has also registered considerable upward trends, even though Portugal kept an average consumption below the OECD average (Saúde 2019). However, most data on consumption is outdated, especially concerning antipsychotics. Besides, by focusing only on consumption rates, it fails to comprehend the dynamics of access to mental healthcare, the speciality responsible for that care and medication adherence. This information is vital to health policy and planning, and can help to design more effective and tactical campaigns aiming to improve the quality of prescription, the communication between primary and hospital care, and non-pharmacological support.

Most health data in Portugal is currently fully digital and centralized in the Shared Services Ministry of Health (SPMS), comprehending data on demographics and clinical records, and an electronic prescription platform (PEM) that allows tracing of every prescription, both public and private. This represents an excellent opportunity in the European context to study nationwide pharmacoepidemiological factors and offer a systematic assessment and characterization of the prescription and consumption trends of psychiatric drugs from 2016 to 2019.

The proposed epidemiological study is the first one comprehensively traversing the Portuguese status on psychotropic drug prescription along the years preceding the COVID 19 pandemic. In addition, it further reveals sociodemographic determinants, the incidence of prescriptions per medical speciality, the associated expenditures, geographic discrepancies, and compliance rates.

2 Methods

We performed a descriptive non-comparative cohort study, with data related to all users in Portugal with registered prescriptions of any antipsychotic, antidepressant, or benzodiazepine approved for commercial usage by Infarmed (active principles listed in Appendix B1) from 1/1/2016 to 31/12/2019.

For each user (granted anonymity), we collected data on gender, age group (10-year ranges), residency, and their respective prescriptions. For each prescription, we collected the medical prescription identifier, the medical speciality of the prescriber, the week of prescription, the municipality where it took place, and a package code with information on active principle, commercial name, number of units, dosage form and pharmaceutical formulation.

All data was mapped onto a relational database where the profile of the user, geographical aspects, the description of the drugs, and the characteristics of the packages in the prescriptions were decoupled to promote time and memory efficiency associated with data exploration tasks. Data were preprocessed to correctly map equivalent coding.

The number of residents per municipality and national district for different gender and age groups were collected from the portal Instituto Nacional de Estatística (INE).

The users' municipality of residence was inferred from their primary health care centre, not from the place of prescription, which is often carried out in central hospitals.

Drug prescription is expressed in Defined Daily Dose per 1000 inhabitants-days (DID). The Defined Daily Dose (DDD) corresponds to the assumed average maintenance dose per day for a drug used for its main indication in adults. For this, we first assigned a DDD to each active ingredient in the study according to its ATC code, using the guidelines of the World Health Organization (WHO). In the case of drugs without an ACT code, a DDD value was assigned based on previous studies with the same active ingredient¹. The DDD units per package were calculated and assigned to their identifier. The complete list of packages and correspondent DDD can be consulted in Appendix B2. DID of each active ingredient was then obtained by multiplying the DDD units per package by its total prescription and divided by the target population size and period of study.

1. https://www.whocc.no/atc_ddd_index/

To account for meaningful deviations, the geographic distribution of DID statistics are standardized by the age distribution of citizens along the Portuguese territory, unless stated otherwise.

The data processing, user location estimates, and subsequent analytical tasks were conducted using Python and PostgreSQL. The graphical presentation of statistics was carried out in Plotly.

3 Results

Birds-eye view of data

This study covers a total of 46,161,485 prescriptions, of which 17,529,112 correspond to antidepressants, 6,541,283 to antipsychotics, and 22,091,090 to benzodiazepines. Tables 1-4 summarize the yearly statistics of the national cohort across drug classes, gender, age, and geography. Table 1 presents the distribution of consumption rates in DIDs; Table 2 assesses the adherence rate (consumption to prescription DID ratio); Table 3 provides the number of prescribed users; and Table 4 summarizes the total expenditures.

Table 1. Summary of the psychodrug consumption status in Portugal: consumption rates across demographic variables expressed in Defined Daily Dose per 1000 inhabitants-days (DIDs).

		antipsychotics				antidepressants				benzodiazepines				
		2016	2017	2018	2019	2016	2017	2018	2019	2016	2017	2018	2019	
consumption rates (DIDs)	all	10.93	12.90	13.38	14.17	83.03	97.78	103.66	111.82	57.86	65.31	65.00	64.33	
	gender	F	10.18	12.06	12.59	13.31	121.43	142.30	150.37	161.69	77.22	86.91	86.14	85.00
		M	11.76	13.84	14.24	15.11	40.65	48.63	52.10	56.78	36.49	41.46	41.65	41.52
	age	[18-29]	5.02	5.89	6.23	6.75	17.24	20.25	21.88	24.76	6.20	6.80	6.68	6.69
		[30-39]	9.37	10.49	10.26	10.52	42.02	45.94	45.91	47.46	20.91	21.86	20.59	19.56
		[40-49]	14.65	16.94	17.10	17.84	81.68	94.18	97.93	103.97	49.08	54.10	52.97	51.80
		[50-59]	16.68	19.69	20.26	21.45	118.94	137.33	142.78	151.99	81.79	91.79	90.83	89.13
		[60-69]	15.08	18.06	18.93	20.24	154.83	181.15	191.92	205.38	114.65	129.98	129.26	127.30
		[70-79]	14.53	17.41	18.62	19.80	184.41	220.94	237.61	259.98	140.91	159.64	160.08	159.77
	[+80]	22.25	27.88	30.35	32.86	195.68	248.02	275.85	306.71	162.92	191.37	195.63	198.28	
	region	alentejo	10.83	13.18	13.82	14.63	78.33	91.22	96.81	102.85	45.26	50.06	48.80	47.92
		algarve	10.08	11.54	12.40	13.62	50.54	59.59	64.21	70.13	35.11	40.42	41.25	42.33
		centro	12.10	13.96	14.50	15.26	87.59	100.60	105.89	113.70	62.56	70.01	69.76	68.56
lisboa		11.54	14.02	14.58	15.29	79.77	96.10	102.28	110.61	42.86	49.11	48.66	48.42	
norte		9.92	11.58	11.89	12.73	87.42	103.27	109.64	118.78	72.01	81.30	81.22	80.49	

Table 2. Therapeutic adherence in Portugal: consumption to prescription DIDs ratio per demographic group.

		antipsychotics				antidepressants				benzodiazepines				
		2016	2017	2018	2019	2016	2017	2018	2019	2016	2017	2018	2019	
adherence ratio	all	0.88	0.82	0.81	0.81	0.87	0.79	0.79	0.79	0.97	0.96	0.96	0.96	
	gender	F	0.87	0.80	0.80	0.80	0.86	0.79	0.79	0.79	0.97	0.96	0.96	0.96
		M	0.88	0.83	0.82	0.82	0.87	0.80	0.79	0.79	0.97	0.97	0.96	0.96
	age	[18-29]	0.86	0.80	0.79	0.78	0.86	0.77	0.76	0.76	0.96	0.95	0.95	0.94
		[30-39]	0.87	0.81	0.80	0.80	0.86	0.77	0.77	0.77	0.97	0.95	0.95	0.95
		[40-49]	0.87	0.82	0.81	0.80	0.86	0.78	0.78	0.78	0.97	0.95	0.95	0.95
		[50-59]	0.87	0.81	0.81	0.80	0.85	0.78	0.78	0.78	0.97	0.96	0.96	0.95
		[60-69]	0.88	0.82	0.81	0.81	0.87	0.80	0.80	0.80	0.97	0.96	0.96	0.96
		[70-79]	0.88	0.82	0.82	0.81	0.87	0.81	0.80	0.80	0.98	0.97	0.97	0.97
	[+80]	0.90	0.83	0.83	0.82	0.89	0.82	0.81	0.81	0.98	0.97	0.96	0.96	
	region	alentejo	0.85	0.79	0.77	0.78	0.84	0.78	0.77	0.77	0.96	0.95	0.95	0.95
		algarve	0.87	0.78	0.78	0.77	0.85	0.74	0.75	0.75	0.97	0.95	0.95	0.95
		centro	0.87	0.82	0.82	0.81	0.86	0.79	0.80	0.80	0.97	0.96	0.96	0.96
lisboa		0.87	0.80	0.79	0.79	0.86	0.78	0.77	0.78	0.97	0.96	0.96	0.95	
norte		0.89	0.84	0.84	0.83	0.88	0.81	0.81	0.81	0.97	0.97	0.97	0.96	

Table 3. Number of prescribed individuals with psychotropic drugs per demographic group.

		antipsychotics				antidepressants				benzodiazepines				
		2016	2017	2018	2019	2016	2017	2018	2019	2016	2017	2018	2019	
number of users	all	388,305	417,156	432,809	446,390	1,221,550	1,305,811	1,358,035	1,421,671	1,506,424	1,561,381	1,537,151	1,523,839	
	gender	F	238,947	256,735	266,587	274,631	911,818	969,431	1,004,136	1,046,860	1,041,085	1,073,270	1,053,174	1,041,837
		M	149,358	160,421	166,222	171,759	309,732	336,380	353,899	374,811	465,339	488,111	483,977	482,002
	age	[18-29]	19,853	21,398	22,186	23,546	54,576	59,380	61,886	67,373	54,585	57,737	58,612	59,670
		[30-39]	32,060	32,222	31,393	31,175	107,118	107,940	106,091	107,395	110,312	110,130	104,147	101,252
		[40-49]	54,747	57,949	58,791	59,257	191,059	202,614	207,224	214,524	205,365	213,349	208,174	205,690
		[50-59]	64,775	69,473	71,299	72,917	237,559	251,211	258,342	267,456	277,900	287,245	279,901	275,419
		[60-69]	63,728	68,926	71,336	73,042	246,970	263,974	275,104	286,604	321,406	333,187	326,665	321,077
		[70-79]	65,931	70,339	73,267	75,663	220,607	237,516	251,242	265,031	302,742	311,900	309,532	308,738
	80+	87,211	96,849	104,537	110,790	163,661	183,176	198,146	213,288	234,114	247,833	250,120	251,993	

Table 4. Total expenditure (kEur) and governmental participation (kEur) with psychotropic drugs in Portugal.

		antipsychotics				antidepressants				benzodiazepines			
		2016	2017	2018	2019	2016	2017	2018	2019	2016	2017	2018	2019
volume of sales (10000Eur)	all	54,925	59,728	60,414	63,290	23,908	28,254	29,810	32,355	14,671	16,040	15,771	15,655
	region												
	alentejo	4,465	4,915	4,989	5,218	1,983	2,325	2,461	2,658	1,097	1,180	1,140	1,112
	algarve	2,089	2,305	2,597	2,850	710	818	863	946	463	513	518	530
	centro	14,330	15,437	15,883	16,691	6,345	7,402	7,730	8,295	3,848	4,226	4,160	4,124
	lisboa	16,985	19,098	19,564	20,211	6,046	7,281	7,709	8,387	3,172	3,509	3,429	3,396
norte	17,056	17,974	17,381	18,320	8,825	10,428	11,047	12,069	6,090	6,612	6,525	6,492	
public copay (10000Eur)	all	62,828	71,128	72,268	74,845	66,464	77,535	81,878	88,827	32,878	36,868	36,859	36,873
	region												
	alentejo	5,081	5,850	5,949	6,136	5,181	5,988	6,325	6,782	2,377	2,618	2,573	2,544
	algarve	2,390	2,728	3,077	3,330	2,084	2,393	2,525	2,741	1,092	1,244	1,281	1,321
	centro	16,404	18,377	18,915	19,631	17,164	19,477	20,343	21,859	8,447	9,386	9,409	9,371
	lisboa	19,496	22,658	23,331	23,864	17,870	21,301	22,475	24,337	7,526	8,587	8,548	8,573
norte	19,457	21,515	20,996	21,884	24,165	28,376	30,211	33,108	13,436	15,034	15,048	15,065	

Prescription and consumption profile by class of psychotropic drugs (2016–2019) Tables 1–2 and supplementary Figure A1 disclose the consumption rates (DIDs), number of users, and expenditure volumes during the period of analysis for the three classes of psychotropic drugs. Significant growth is observed in the number of users with prescribed antidepressants and antipsychotics (Figure A1a), representing a 20% increase between 2016 and 2019 in both classes – approximately 250,000 new users with prescribed antidepressants and 100,000 new users with prescribed antipsychotics. The number of users with prescribed benzodiazepines is considerably high, 1.5M (>15% of the Portuguese population) and yet does not seem to be in an increasing trend.

The progression of the consumption rates (DIDs) per active drug is provided in Figure 1. Figure A2 in appendix complementarily depicts the number of prescribed users per drug. When considering antidepressant prescriptions (Figures 1a and A2a), we find an increasing trend for selective serotonin reuptake inhibitors where sertraline and escitalopram are among the top 3 most prescribed AD as well as alpha-2 antagonists, particularly trazodone and mirtazapine. The prescription of SNRIs, such as venlafaxine and duloxetine also shows an upward trend in contrast to tricyclic antidepressants showing a clear downward trend. Except for amitriptyline, the prescription of dosulepin, maprotiline, trimipramine, nortriptyline, imipramine and pirlindole seems to suggest discontinuation of their use.

Considering antipsychotics (Figures 1b and A2b), there is a clear prescription tendency towards atypical antipsychotics, with a particular incidence on quetiapine (with an increase of approximately 20,000 users per year), risperidone and olanzapine. Among the typical antipsychotics, amisulpride stands out with a stable prescription rate throughout the study period. The consumption rates of zuclopenthixol, ziprasidone, pimozide, flupentixol and fluphenazine are increasingly residual.

The prescription of benzodiazepines (Figures 1c and A2c) appeared stable in the years we analyzed with a clear preference for the prescription of alprazolam, diazepam, lorazepam and bromazepam, and an increasing trend in the prescription of mexazolam.

Demographic profiles

The gender and age distribution of consumption rates (Table 1), number of prescribed users (Table 3), and expenditures is visually depicted in the supplementary Figures A3 to A8. We observe a higher incidence of psychotropic drug consumption and prescription in women in all our sub-samples, and significantly higher consumption rates (DID) in the age groups above 40 years (p -value<1E-3, quarter estimates). Those at a younger age seem to represent a considerably smaller share of pros and yet appear to be growing expressively (Tables 1 and 3; 18-29 years). Finally, we observed that the volume of expenditure is on par with the incidence of prescriptions in the female population. However, in the male population younger users seem to represent a larger spending per volume of prescriptions. The proportion of antidepressants, antipsychotics and benzodiazepines does not

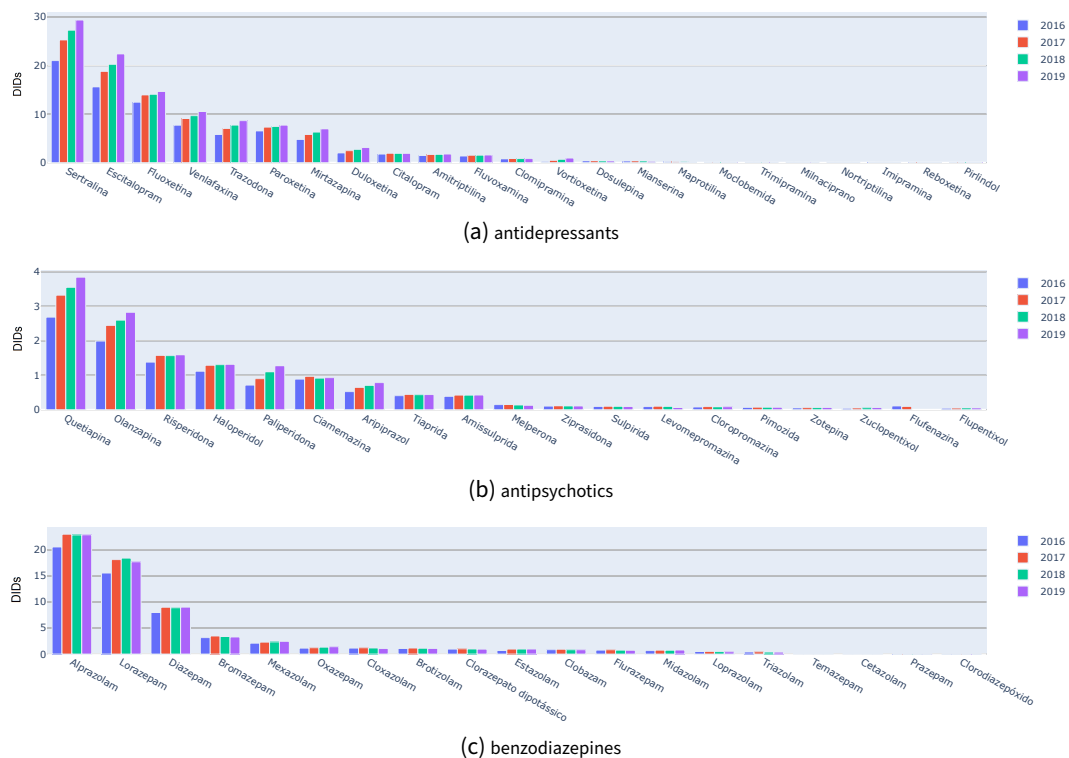


Figure 1. Defined daily dose per 1000 inhabitants-days (DID) per psychotropic drug between 2016 and 2019.

differ significantly by age group. However, there is a predominance of antidepressant use over benzodiazepines in the younger age groups.

Considering the gender distribution per psychotropic drug (Figures A7 and A8), we observe that most drugs do not generally show a significant deviation from gender distribution expectations (p -value $< 1E-3$), with few exceptions, including tiapride which is more frequent in men.

Geographical Distribution

The geographical incidence of consumption rates, prescribed users, and total-and-relative expenditures by group of psychotropic drugs is visually drawn in supplementary Figures A9 and A10. The allocation of users across geographies was inferred from their primary health care centre and not from the place of prescription (as it is often carried out in large centres). The analysis of the geographical distribution of consumption rates (Table 1, Figure A9), standardized by the age distribution of citizens per region, reveals some divergences - the Algarve being the region with the lowest consumption of antidepressants and anxiolytics, and the North of Portugal having the lowest consumption of antipsychotics but the highest consumption of anxiolytics. Regions with incidence of prescription per resident above the average include Coimbra, Évora and Portalegre while Faro and Setubal have incidences below the average. The analysis of the variability observed between quarters confirms the statistical significance of the differences reported (t -test, $\alpha = 1E-3$, quarter estimates).

Additionally, the analysis of total expenses and co-payments per district (Figure A10) shows considerable agreement with the volume of users (Figure A9). The Centre region stands out as the one that produces the highest expenditure per user, both in total volume and in the volume of state co-payments. In Porto and Guarda regions, despite the number of users being in line with the average, the volume of reimbursements per resident is below average, due to a lower average number of prescriptions per user.

Figure A11 breaks down the expenditure analysis by district to acquire a finer spatial granularity with the aim of identifying areas with deviating prescription profiles in the Portuguese territory.

Medical specialty of the Prescriber

An initial view of the consumption and prescription rates, the number of prescribed users, and total volume of prescriptions by medical specialty and class of psychotropic drugs is presented in Figures 2 and A12. For this analysis, all prescriptions made between 2018 and 2019 were considered. First, we observe that over two-thirds of benzodiazepine prescriptions are carried out in General Family Practice, with the sum of all prescribed users by the remaining medical specialties responsible for one third, including psychiatry (11% of prescriptions) and internal medicine (5% of prescriptions). Secondly, and analogously, there is similar representativeness in the prescription of antidepressants, with General Family Practice comprising more than 60% of prescriptions. In this class of psychotropic drugs, psychiatry and neurology specialties have a higher share of prescriptions, representing approximately 20% and 6% of the total volume of prescriptions. Third, General Family Practice is the specialty that most prescribed antipsychotics (47% of prescriptions), followed by psychiatry (34%), which together are responsible for prescribing approximately 80% of antipsychotic prescriptions.

Figure A13 place the focus on the proportion of psychotropic drug classes by medical specialty. Most medical specialties prescribe more benzodiazepines and a reduced proportion of antipsychotics (less than 10% of total prescriptions in more than 80% of the specialties). Alongside this observation, there are significant variations in the proportion of prescriptions for each class of psychotropic drugs between medical specialties.

Looking in detail at the drugs by group in Figure 3, we can observe that the proportion of the different antidepressants does not differ significantly from specialty to specialty. Nevertheless, we observe that surgery, neurology, orthopaedics and rheumatology prescribe significantly more amitriptyline and duloxetine than the remaining specialties. In turn, psychiatry prescribes some active substances with low prescription in the other specialties, including citalopram, clomipramine, fluvoxamine and vortioxetine.

In the context of antipsychotic prescriptions, there is also a balanced drug distribution per specialty, with a clear cross-sectional preference for quetiapine. Medical oncology seems to make more relative use of haloperidol than other specialties, which seems to be motivated by its role in reducing nausea and vomiting as a complement to its antipsychotic functions. Similarly to antidepressant prescription, we observed that psychiatry prescribes moderately some antipsychotics, such as aripiprazole and paliperidone, with residual representation in the other specialties.

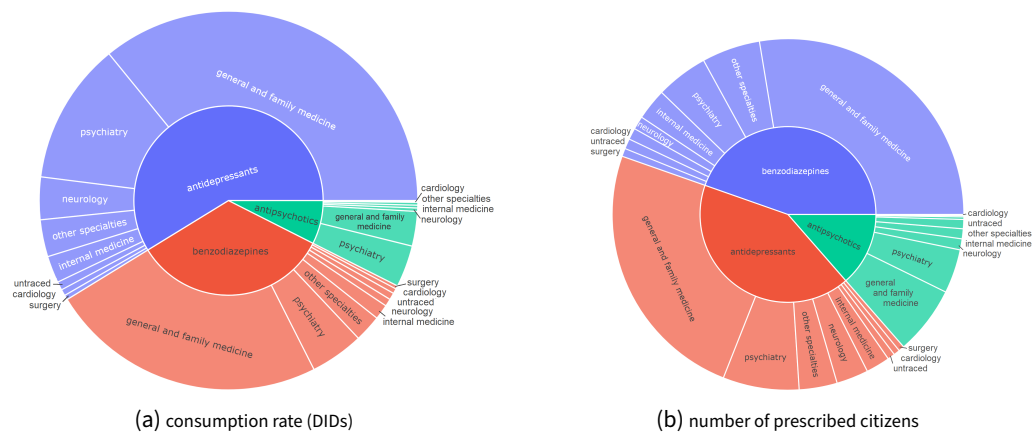
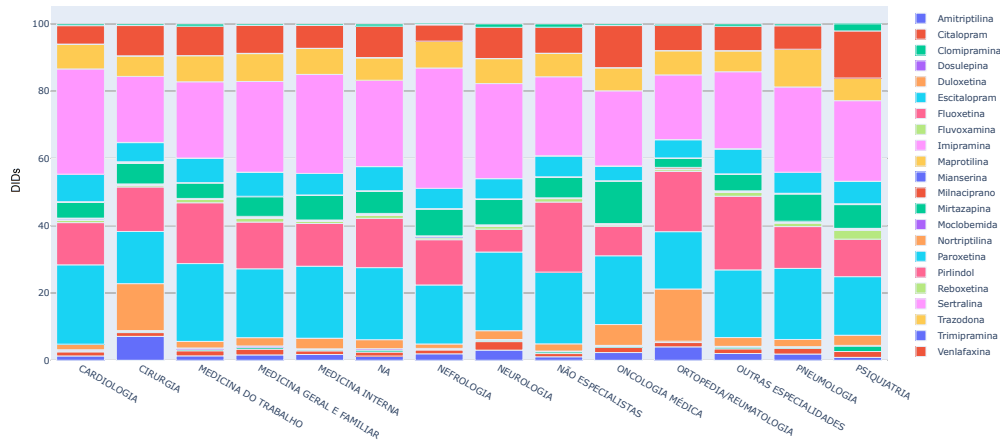
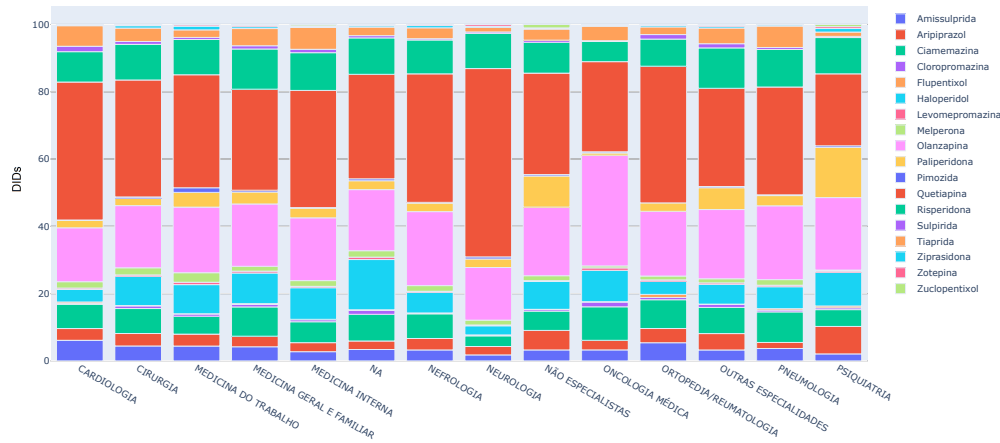


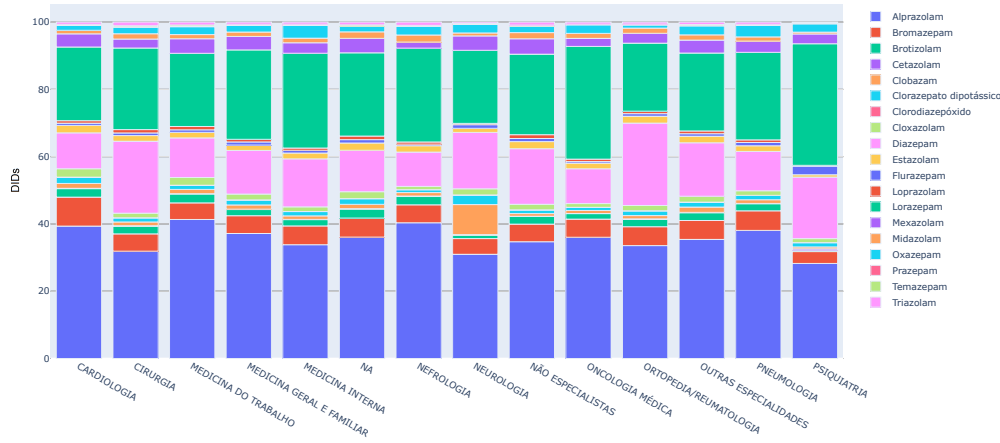
Figure 2. Prescribing medical specialty, 2018–2019.



(a) antidepressants



(b) antipsychotics



(c) benzodiazepines

Figure 3. Distribution of psychotropic drugs (DIDs) prescribed per medical specialty, 2018–2019.

Finally, in terms of benzodiazepines, we also observed a non-deviating distribution of drugs by specialty. specialties with low prescriptions of benzodiazepines tend to prefer diazepam, while specialties with more active prescription profiles tend to prefer alprazolam. In psychiatry and oncology, the consistent preference for lorazepam also stands out.

4 Discussion

Our data suggest an overall increase in the prescription rates, volume of expenditure, number of prescriptions, and cases prescribed over the years — the Portuguese trend is similar to worldwide trends (OECD 2020; Bachhuber *et al.* 2016; Murphy *et al.* 2016; Xu *et al.* 2021; Hálfðánarson *et al.* 2017). This increase was greater between 2016 and 2017, probably reflecting a change in policy regarding the mandatory use of PEM, thus increasing the prescription registry. Among the three drug classes, the antidepressants were the ones that suffered the largest increase during this period, with more 45,13 DID than the ones prescribed in 2016, corresponding to a 47% increase. The last studies on the matter in Portugal reported a 20% increase per year in the antidepressant consumption rates between 2000 and 2012 (Caldas de Almeida *et al.* 2013). This new data shows that this trend seems to be slowing down, yet solidly positive. It is also important to notice that, especially within this class, this trend may have accelerated after 2019 considering the impacts of the COVID-19 pandemic.

When considering the OECD report on antidepressant consumption, our results are in line with the presented estimates up to 2017 (OECD and EU 2018), confirming that Portugal is significantly above the OECD average for antidepressant use (63.3 DID). The continuous increasing trend may result from an improved recognition of mental disorders and accessibility to treatment, including better clinical guidelines. However, it is also likely to be associated with increased societal stressors; the worsening of medical intervention, namely shorter consultation length and lesser frequency; as well as the loss of psychosocial interventions (Tobin, Bury, and Cullen 2020; Johnson *et al.* 2017).

SSRIs stand out as the most prescribed antidepressants which are along with the guidelines for depressive and anxiety disorders and evidence from other countries (Bogowicz *et al.* 2021; Dai Cao *et al.* 2021; Livingston 2020). This type of antidepressant, particularly sertraline, is probably preferred by physicians due to its well-documented great combination of efficacy and acceptability (Cipriani 2020). An atypical antidepressant, trazodone, is the fifth most prescribed drug in the country, a fact probably justified by its use as an add-on during adjustment reactions and depressive episodes in users with insomnia. In fact, data from the United States of America show that most trazodone prescriptions are explained by its off-label use for the treatment of primary or secondary insomnia (Stahl 2009). In another stance, tricyclic antidepressants (TCA) seem to have become discontinued, perhaps due to their low safety and tolerability. However, as observed in similar studies (Lockhart and Guthrie 2011; Saragoussi *et al.* 2012), amitriptyline stands out in this scenario, probably, again, derived from its non-FDA approved uses for symptoms and disorders such as insomnia, chronic pain or bladder pain syndrome (Sultana *et al.* 2014; Verhaak, Beurs, and Spreeuwenberg 2019).

When looking at the use of antipsychotics, Portugal also registers a clear upward trend of its prescription, with a 41% increase in this period, especially among atypical antipsychotics, with quetiapine standing out as the most prescribed antipsychotic in Portugal. This can be partly explained by its off-label use for non-approved FDA indications such as anger management, dementia and insomnia (Office of Public Affairs 2010). Despite the risk of metabolic syndrome associated with their use, risperidone and olanzapine are still prescribed to a greater extent than other antipsychotics, possibly due to their key sedative properties and approval in non-psychotic mood disorders. Amisulpride prescription also stands out perhaps due to its use in depressive symptoms in those with assorted mental symptoms (e.g. conversion/somatic), as an add-on for bipolar type-1 disorders (Zangani *et al.* 2021; Carta *et al.* 2006), rather than its sole use as an antipsychotic agent (Nuss, Hummer, and Tessier 2007). As observed with tricyclic antidepressants, several first-generation antipsychotics are no longer part of Portugal prescription choices, probably exposing their side effect profile as D2 antagonists (extrapyramidal effects) or low antipsychotic effect (Buhagiar, Ghafouri, and Dey 2020; Marston *et al.* 2014; Morrens *et al.* 2015; Prah *et al.* 2012; Shah *et al.* 2011). In the transition to second-generation antipsychotics, ziprasidone seems an exception, with a reduction in its prescription, perhaps for alternate drugs choice with better safety and tolerability profile

(e.g. vs aripiprazole) and efficacy (e.g. vs olanzapine and risperidone) (Gardner *et al.* 2013). The growing use of antipsychotics could also be explained their increasing use in Bipolar Disorder (Hayes *et al.* 2011), and the growing familiarity of its prescription among GPs, able to manage them better than in the past and are less afraid of using them (Buhagiar, Ghafouri, and Dey 2020; Livingston 2020; Morrens *et al.* 2015).

The prescription of benzodiazepines, despite the sudden increase in the first year of the study, seem to be stable from 2017 to 2019. This might refer not only to a growing consciousness of potential hazards associated with its use but to the crescent shift to SSRIs (Rosman, Le Vaillant, and Pelletier-Fleury 2011; Šubelj, Vidmar, and Švab 2012). However, it is worth noticing that this overall trend is supported by the decrease in prescriptions among younger adults (18–69 years), while an increase for users above 70 years old is still evident. This is of particular concern as benzodiazepines are considered a potentially inappropriate medication (PIM) in this population and their prescription should be avoided (American Geriatrics Society *et al.* 2015; O'Mahony *et al.* 2018). With respect to the general choice of benzodiazepines, our results go along with previous evidence where alprazolam, diazepam and lorazepam are the most commonly prescribed anxiolytic drugs (Rosman, Le Vaillant, and Pelletier-Fleury 2011; Šubelj, Vidmar, and Švab 2012). Indeed, alprazolam was the most prescribed in our sample, likewise prescription practices of most countries in the world (Ait-Daoud *et al.* 2018). While short half-life benzodiazepines such as alprazolam may represent fewer hazards (Hanlon *et al.* 2002) they are frequently associated with dependence (Cuevas, Sanz, and Fuente 2003). Alprazolam use is seconded by diazepam, a long-acting benzodiazepine with more than 50 years of history, while lorazepam takes up the 3rd place in the prescription profile which is along with its extensive and safe use in situations where there is liver disease/damage (Ghiasi, Bhansali, and Marwaha 2021).

Considering the demographic correlates, although the use of psychotropics at younger groups represent a smaller share, they seem to grow expressively from 2016 to 2019, a trend in line with what's happening other countries (Jack *et al.* 2020). This can either moved by societal stressors, earlier diagnosis, and/or failure to provide other forms of early intervention (e.g. psychotherapy). This increase is in conformity with previous evidence that considers aggravated societal factors (employment insecurity, low income, reduced social benefits and recession) impacting the mental health in youth (Silva *et al.* 2020). The prescription of psychotropics in subjects over 50 years constitutes more than 50% of the Portuguese total share and, while this can be driven by the ageing of the Portuguese population (Ćirković *et al.* 2016), it can be aggravated by the cumulative effect of the use of psychotropic drugs in adaptive reactions which are kept beyond their actual needs. In all three drug classes, the consumption rates increases with age. With antidepressants and benzodiazepines, we observe a linear progression, with an increase of 49,5 DID of antidepressants and 28,4 DID of benzodiazepines per age group. In the case of antipsychotics use, there is a slow increase from 18 to 49 years which becomes stable until reaching the group above 80 years old, where it suddenly increases by 63,8%, a fact that could be explained by their use in dementia profiles, amongst other conditions (IHME 2022, 2019). While the higher incidence of antipsychotics in the >80 years old group might correspond to actual needs for behaviour control and other neuropsychiatric symptoms (Liperoti, Pedone, and Corsonello 2008), there is evidence alerting to the fact that, in some contexts, only 10% of psychotropic drugs in the elderly are correctly prescribed (Spek *et al.* 2016). Studies and policies to treat mental health disorders in elderly ages are thus fundamental to assess the current status and the role of non-pharmacological intervention on issues such as loneliness that could reduce the use of psychotropic drugs. Considering benzodiazepines, an increase has been observed for young populations in many countries, frequently associated with long-term use patterns against international and national guidelines (Sidorchuk *et al.* 2018). In contrast, in the Portuguese case, a higher proportion of this age group uses antidepressants. While we can hypothesize that the clinicians awareness to paradoxical effects of benzodiazepines

in adolescents (Mancuso, Tanzi, and Gabay 2004) or cautions related with the risk of addiction support this observation, we further hypothesize that these results are complementarily driven by the increasing evidence given to the selection of antidepressants as the long term psychotropic choice of treatment for anxiety (Gomez, Barthel, and Hofmann 2018) and depressive disorders (Kendrick, Taylor, and Johnson 2019).

Women represent the group with the highest consumption rates (DIDs) in general, approximately three times more antidepressants, as well as two times more benzodiazepines, than men. The observed gender distribution of psychotropic drug use is supported by previous worldwide (Boyd *et al.* 2015) and Portuguese studies (Silva *et al.* 2020). Discussion on this topic includes the possibility that men could be under-treated and women over-treated with antidepressants (Sundbom *et al.* 2017). While some consider adaptive reactions to be more common in women, the most frequently considered reason for this clear discrepancy is that internalized stigma for help-seeking might hinder the medicalization of suffering in males. Only in the antipsychotic prescriptions do men register higher values with a 14% higher consumption rate. Tiapride use in Alcohol Use Disorders, more prevalent in men (Glantz *et al.* 2020), might explain this fact.

The geographical distribution of prescriptions (adjusted for age) also reveal important discrepancies. The North region records the highest prescription rates of antidepressants and benzodiazepines, but the lowest for antipsychotics. Our results are against recent evidence suggesting heavy use of antipsychotics in rural areas in the north of Portugal (Ramos *et al.* 2021). The Algarve region, on the contrary, always assumes low rates in comparison to other regions. This may reflect a chronic lack of access to primary care in this region, with some users being followed up in central hospitals outside Algarve, as well as an increased dependency of the private sector. As the region with most relative coastal area, the exposure to blue spaces may also play a role in these results. Several previous studies suggest that socioeconomic status (inc. health insurance) can underlie geographical differences in prescription patterns (Dennis *et al.* 2020). Future studies are necessary to outline the determinants for higher prescription in each region and support the implementation of subsequent mitigation strategies.

As seen in Figure 2 on the medical speciality responsible for the prescription, General Practitioners (GPs) preside over all other specialties in all three-drug classes, while psychiatry and neurological specialty are together responsible for only 21% of overall prescriptions. In Portugal, primary care services are a strong component of the National Health Service, with GPs being responsible for the management of non-complex affective disorders, as well as the follow-up of chronic and stable psychiatric disorders. This is along with evidence in other countries where GPs are responsible for most drug prescriptions (Mercier *et al.* 2015; Johnson *et al.* 2017; Svensson, Hedenrud, and Wallerstedt 2019). This observation outlines the need for intervention in the training and clinical support about treatment of mental health and psychotropic drugs among GPs, and the introduction of good practice goals in the annual action plans of the primary care units. Our results for antidepressants show a higher use of citalopram, fluoxetine and sertraline as observed in previous studies (Johnson *et al.* 2017) and there seems to be evidence of off-label prescription (Rubio-Valera *et al.* 2012). GPs seldomly use recent psychotropics (Svensson, Hedenrud, and Wallerstedt 2019) or else rely on direct marketing strategies to identify new treatments (Mercier *et al.* 2011) which are adopted under the premise that these new drugs are more effective (Svensson, Hedenrud, and Wallerstedt 2019). Although the use of benzodiazepines and antidepressants is not restricted to the treatment of mental disorders, our figures also raise important considerations regarding the monitoring of users prescribed for mental disorders by other medical specialties, including psychiatry, neurology, and surgery. Short and long term treatment with benzodiazepines might risk being outdated or beyond rationale from the National Institute for Health and Care Excellence (NICE) if not validated by proper specialties (e.g. neurology and psychiatry). Liaison psychiatry should play an important role here. We further observed that surgery, neurology, orthopaedics and

rheumatology prescribe significantly more amitriptyline and duloxetine than the remaining specialties, an observation that is associated with the role of these drugs in neuropathic pain control and enuresis (Reddy and Patt 1994). The case of antipsychotics use, which FDA and EMEA approved for symptomatic treatment of psychoses and affective disorders, the extensive prescription rate by GPs could constitute either an off-label use for insomnia or behavioural symptoms, as well as the result of a long term treatment of stabilized effective schizophrenia spectrum disorders under the care of a GP.

Limitations

First, our study excludes non-benzodiazepine anxiolytic drugs such as zolpidem, limiting our results to the class of benzodiazepines, a care to be undertaken when establishing comparisons against DID references in other countries and historical estimates in Portugal. Although DDD and DID are still considered to be the reference indicators for pharmacoepidemiology studies alike, they can fail to capture the micro tendencies of each prescription and the diagnosis it serves. Due to multi-level privacy concerns, several clinical inputs (e.g. diagnosis information) could not be collect at a nationwide level, which would be pivotal to understand the psychiatric dynamics that go along with the depicted trends, thus preventing us to inquiry whether the changes in prescription and consumption are related with the increasing prevalence of mental illness. Despite our care in identifying geographical residence of individuals by primary healthcare service (the selected coarse-grained territorial division already mitigates this bias), several geographic discrepancies may refer to centralized mental healthcare treatment in Portugal. In addition, we were not provided with complete prescription registry from the autonomous regions of Azores and Madeira due to the non-mandatory use of electronic registry in these regions throughout the period of the cohort study. The inclusion of these regions is expected in the future for an all-encompassing analysis of the country. Finally, there is a remnant use of paper prescriptions up to 2017, nevertheless credited by the Health Ministry as being largely residual and thus not determinant for analysis or discussion.

5 Conclusions

This study is the first comprehensively examining and discussing the prescription patterns of psychotropic drugs in Portugal across years 2016-2019. Several of the acquired results are in line with the existing body of research in other countries – an increase in consumption rates and volume of expenditure, as well as a consolidation trend towards the prescription of specific groups of psychotropic drugs. In particular, we observed an increase in the consumption (>30%) and expenditure (37M Eur) of antidepressants and antipsychotics between 2016 and 2019, and a stabilization on the use of benzodiazepines with an overall consumption by >15% of the Portuguese population. With few exceptions, tricyclic antidepressants and typical antipsychotics seem to be under discontinuation suggesting prescribers are favouring SSRIs and atypical drugs. The use of psychotropic drugs seems to be higher in those of older age and in women, and disparate among different Portuguese regions (after correction for age). Sociodemographic, geographical and cost correlates are explored, unraveling relevant drivers to assess the status of psychotropic drug prescription. The analysis of the responsible medical specialties reveals that General Medicine is responsible for approximately 64% of prescriptions, and is arguably less assorted in the choices when considering the changing in the preferred psychotropic drugs by psychiatry and neurology.

Unique aspects to the Portuguese case are also noted and discussed, including the ageing of the Portuguese population, the follow up of mental disorders in GP, and the economic recession.

Our findings ultimately constitute opportunities for public health initiatives, the design of new practice recommendations for psychotropic drug prescription, medical training programs, the strengthening of protocols between psychiatrists and GPs, as well as psychosocial interventions.

We aim to further assess the patterns of psychotropic drug prescription in Portugal by continuing with the collection and processing of PEM data for the subsequent years, estimating the potential impact yield throughout and after the COVID 19 pandemic in the consumption status. In addition, we expect to source complementary clinical data (e.g., diagnosis and interventions) that can be crisscrossed with the available data to understand the underlying rationale for the different patterns of prescription, and set tailor made protocols for deprescribing strategies. As our study further suggests that several prescription patterns, either for their possible long-term or off-label use, should be closely monitored, we further aim to analyze the prescription registries to study mal-prescription patterns, including problems of poliprescription.

Acknowledgments

The authors thank Serviços Partilhados do Ministério da Saúde (SPMS) for the valuable data provision and support. This research work was further supported by national funds through Fundação para a Ciência e Tecnologia (FCT) under INESC-ID pluriannual (UIDB/50021/2020).

Competing interests

The authors declare that they have no known competing interests.

Appendix

A1 Complementary results

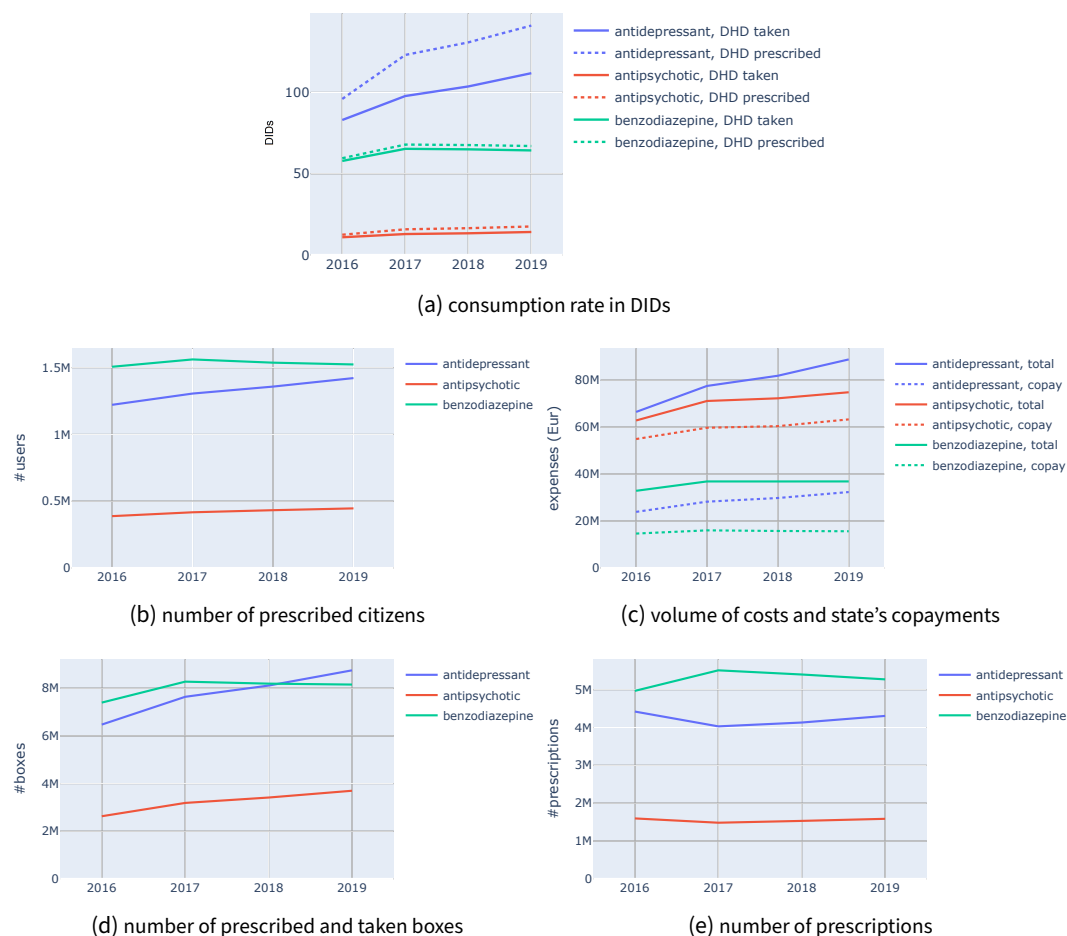


Figure A1. Yearly progression of prescription indicators per psychopharmaceutical drug class between 2016 and 2019.

Table A1. Summary of the psychotropic drug prescription status in Portugal: prescription rates across demographic variables expressed in Defined Daily Dose per 1000 inhabitants-days (DIDs).

		antipsychotics				antidepressants				benzodiazepines			
		2016	2017	2018	2019	2016	2017	2018	2019	2016	2017	2018	2019
all		12.48	15.82	16.51	17.56	95.97	123.04	130.76	141.09	59.53	67.91	67.62	67.04
gender	F	11.72	15.00	15.75	16.70	140.53	179.20	189.68	203.91	79.55	90.54	89.77	88.72
	M	13.31	16.72	17.35	18.51	46.77	61.04	65.72	71.74	37.44	42.94	43.18	43.10
age	[18-29]	5.83	7.41	7.93	8.64	20.15	26.41	28.71	32.45	6.44	7.18	7.06	7.08
	[30-39]	10.76	12.95	12.78	13.13	49.07	59.43	59.72	61.86	21.66	23.01	21.72	20.65
	[40-49]	16.78	20.76	21.17	22.19	95.37	120.43	125.75	133.44	50.77	56.73	55.60	54.47
	[50-59]	19.18	24.23	24.98	26.65	139.25	175.51	182.68	194.32	84.53	95.98	94.97	93.33
	[60-69]	17.22	22.08	23.31	25.00	178.54	226.32	240.07	257.09	117.79	134.76	134.06	132.16
	[70-79]	16.45	21.23	22.84	24.32	211.30	274.11	295.33	323.00	144.39	164.93	165.40	165.34
	[+80]	24.72	33.47	36.72	39.84	221.07	303.36	339.29	378.73	166.80	198.09	202.74	206.02
region	alentejo	12.71	16.65	17.93	18.89	93.38	117.53	125.81	133.91	47.02	52.64	51.38	50.60
	algarve	11.61	14.72	15.92	17.61	59.59	80.10	86.14	94.09	36.32	42.57	43.37	44.57
	centro	13.85	17.10	17.75	18.77	102.25	126.78	133.28	142.47	64.46	72.81	72.61	71.41
	lisboa	13.32	17.52	18.37	19.35	92.29	123.25	132.01	142.69	44.15	51.35	50.87	50.72
	norte	11.10	13.77	14.23	15.30	99.53	126.78	134.73	146.51	73.86	84.11	84.09	83.46

Table A2. Volume and share of prescriptions per medical specialty and psychotropic drug class (2018–2019).

specialty	all		antipsychotics		antidepressants		benzodiazepines	
	volume	share	volume	share	volume	share	volume	share
cardiology	231977	1.0%	11848	0.4%	69892	0.8%	149694	1.4%
general and family medicine	14089362	63.2%	1479899	47.4%	5083039	60.2%	7483668	70.1%
internal medicine	998272	4.5%	168474	5.4%	350966	4.2%	474543	4.5%
medical oncology	90876	0.4%	7472	0.2%	31451	0.4%	51744	0.5%
nephrology	63683	0.3%	5520	0.2%	20006	0.2%	38085	0.4%
neurology	832563	3.7%	160326	5.1%	469398	5.6%	202146	1.9%
non-specialists	168933	0.8%	25117	0.8%	56172	0.7%	86677	0.8%
occupational medicine	114671	0.5%	11885	0.4%	40304	0.5%	62053	0.6%
orthopedics/rheumatology	151611	0.7%	6610	0.2%	59932	0.7%	84736	0.8%
pneumology	95056	0.4%	9254	0.3%	32411	0.4%	53154	0.5%
psychiatry	3966556	17.8%	1055735	33.8%	1719096	20.4%	1188595	11.1%
surgery	211929	1.0%	20261	0.6%	81027	1.0%	109120	1.0%
other specialties	856131	3.8%	86177	2.8%	282776	3.4%	471762	4.4%
non specified	430540	1.9%	71625	2.3%	140771	1.7%	215403	2.0%

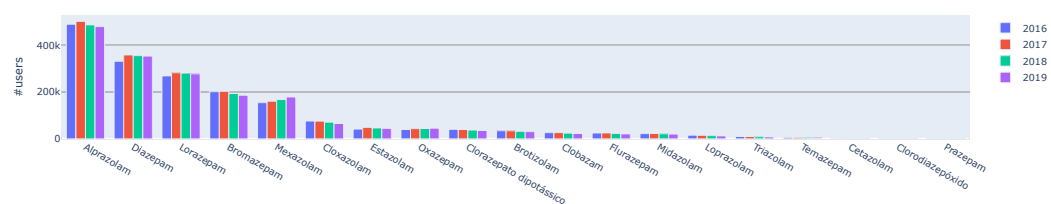
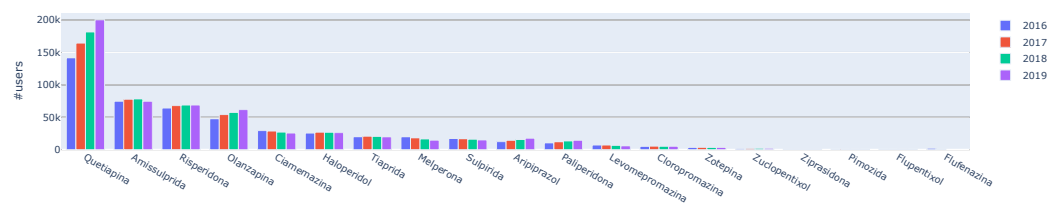
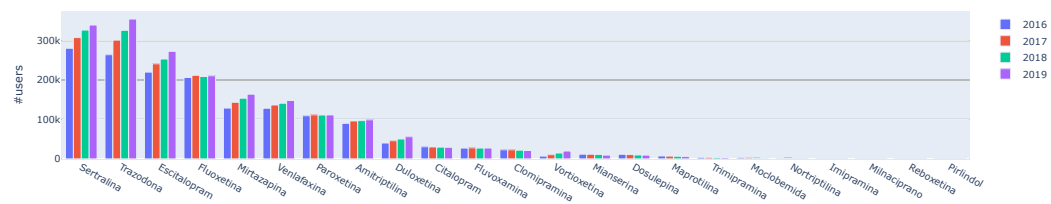


Figure A2. Number of prescribed citizens per psychotropic drug between 2016 and 2019.

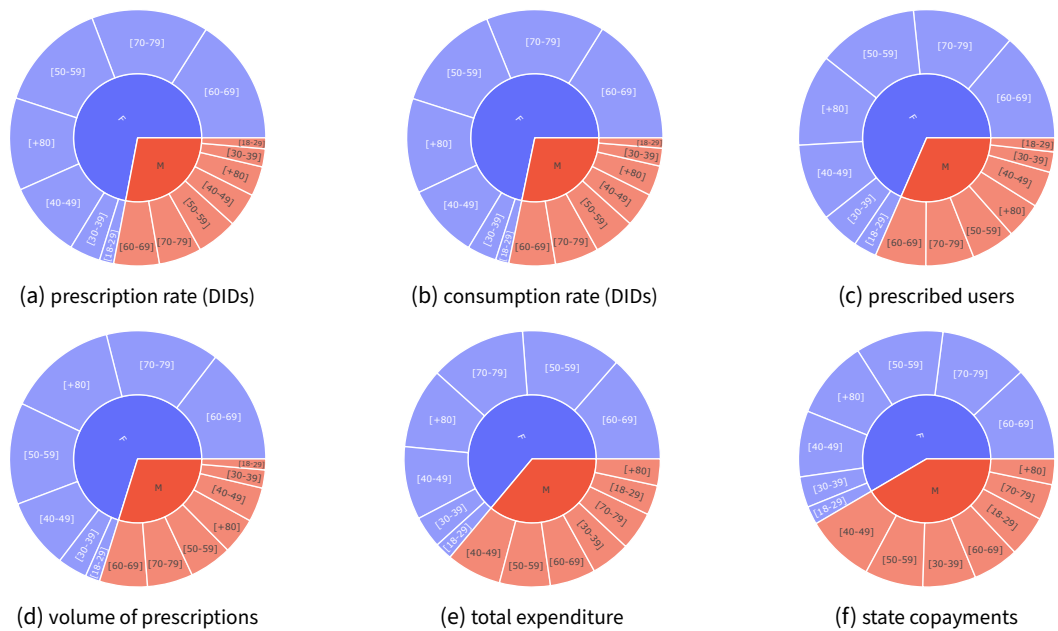


Figure A3. Distribution of psychotropic drug prescription volume across gender and age.

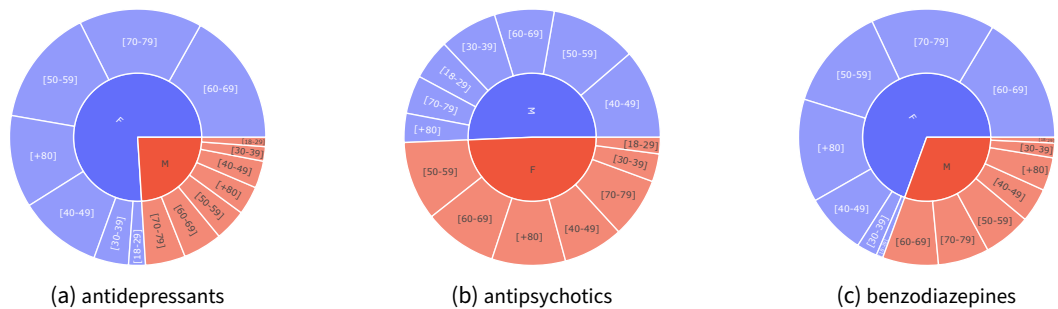


Figure A4. Distribution of consumption rates (DIDs) per drug class across gender and age.

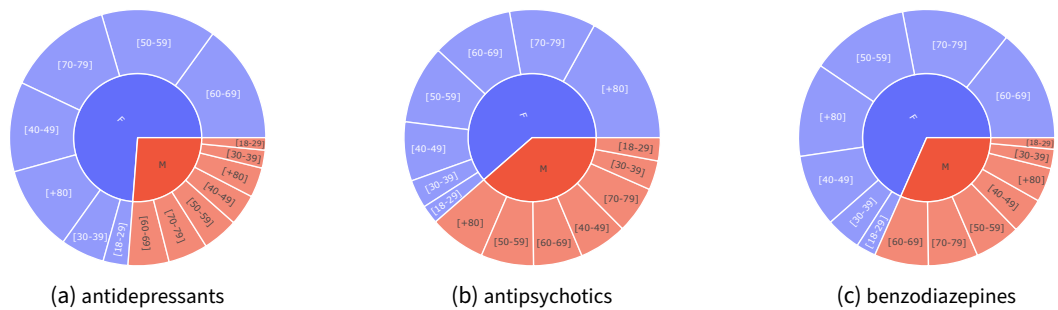
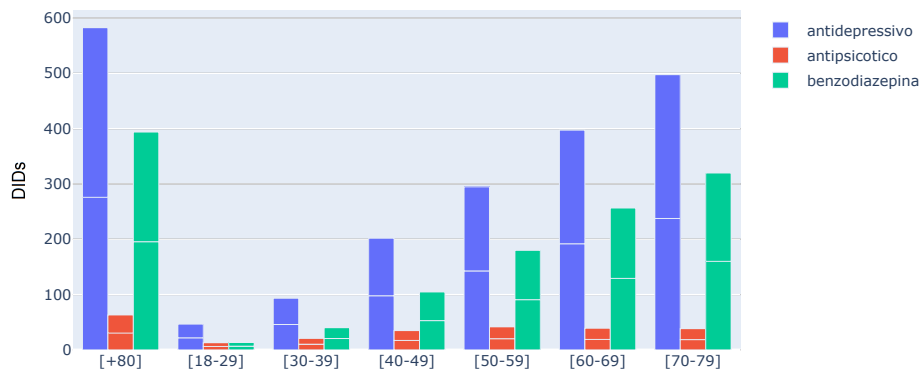
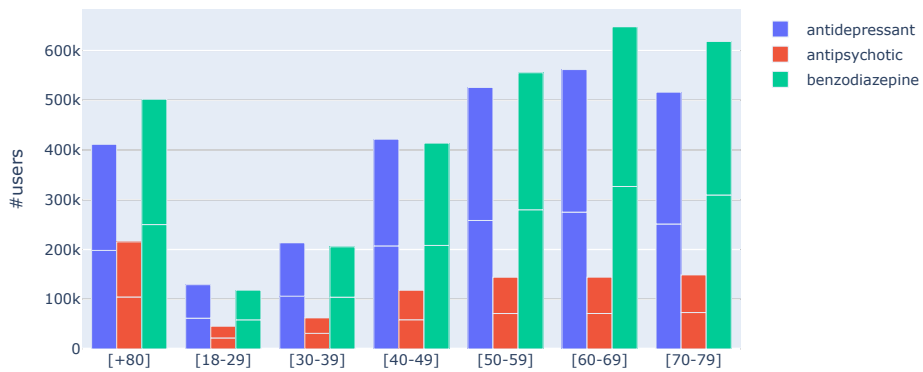


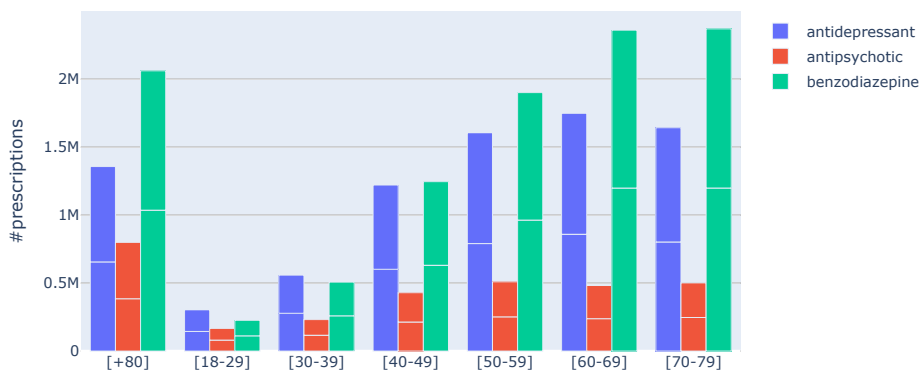
Figure A5. Distribution of the number of prescribed citizens per drug class across gender and age.



(a) consumption rate (DID)



(b) number of prescribed citizens



(c) prescription rate (DID)

Figure A6. Distribution of psychotropic drugs per age, 2018–2019.

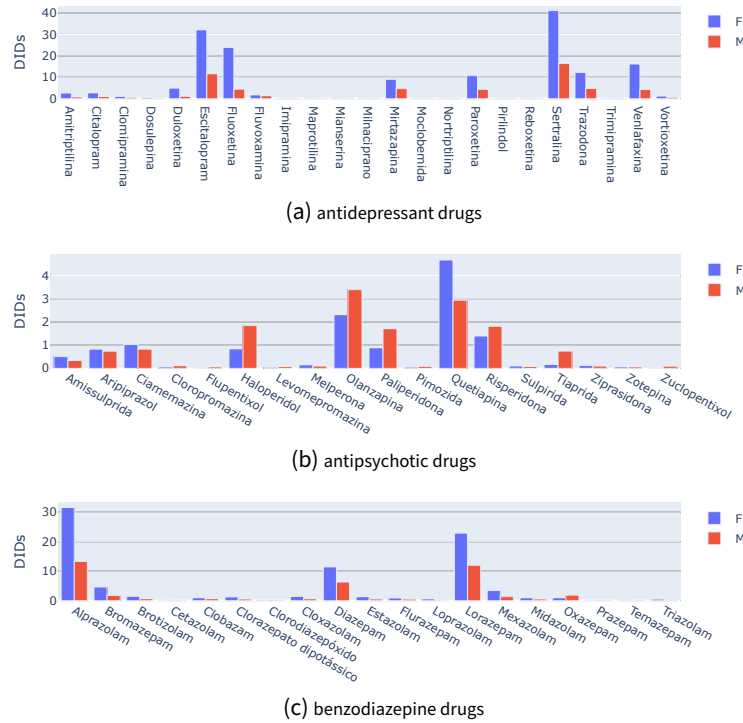


Figure A7. Consumption rate in DID per drug and gender, 2018–2019.

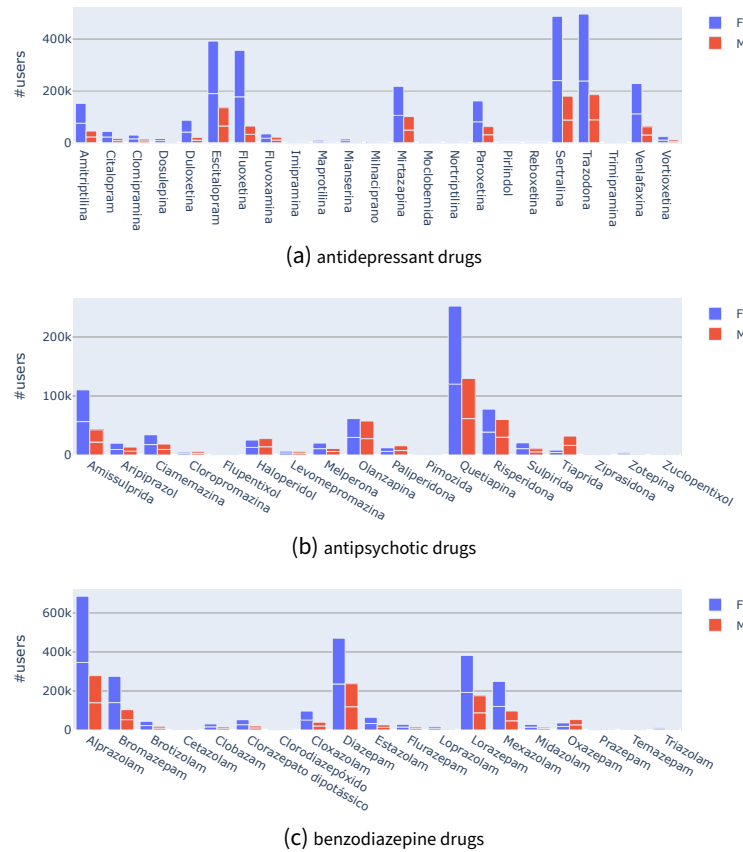
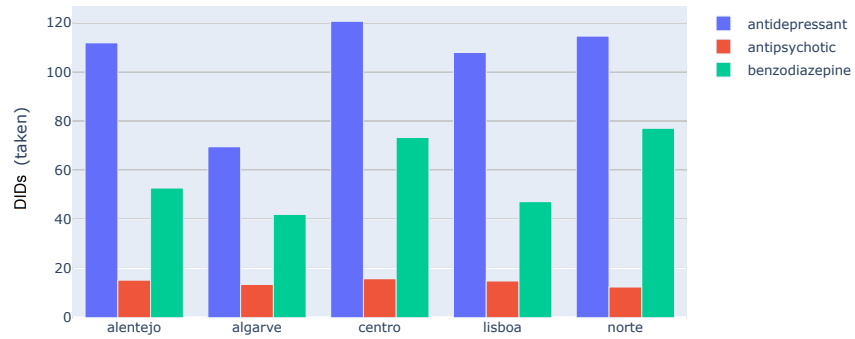
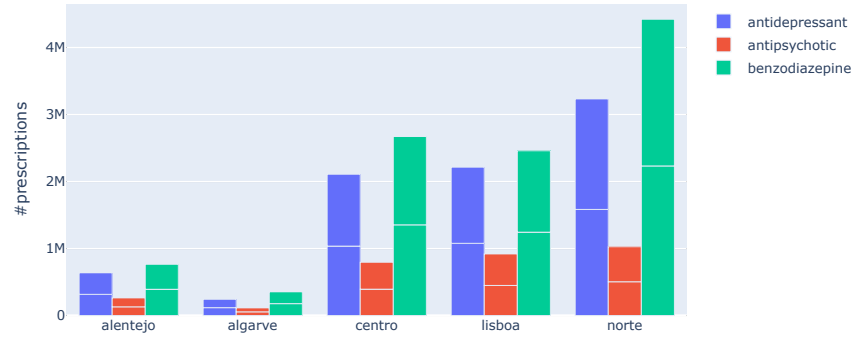


Figure A8. Number of prescribed individuals per drug gender, 2018–2019.

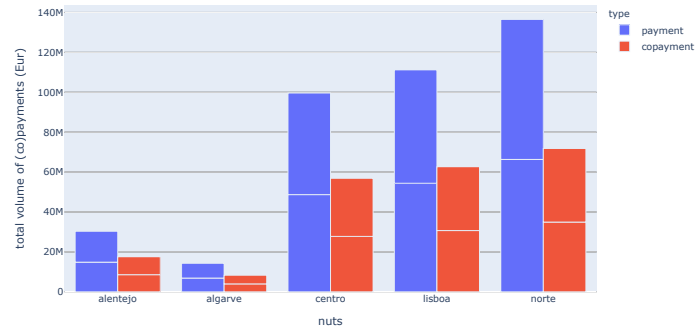


(a) consumption rate (DIDs)

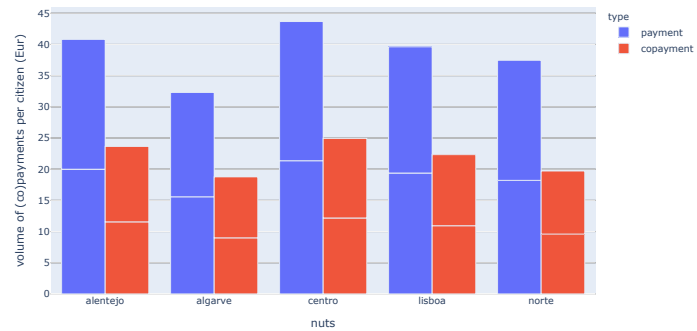


(b) number of prescribed citizens

Figure A9. Drug prescription profile per geography after standardization for age groups against census data, 2018–2019.

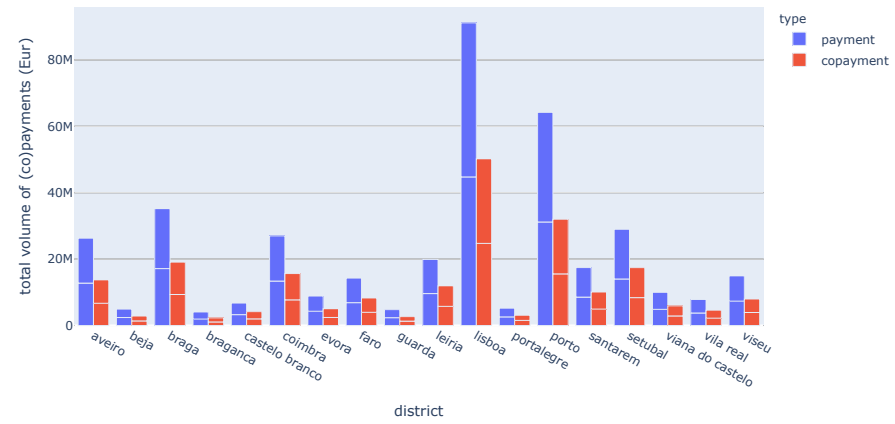


(a) total expenditure in Eur

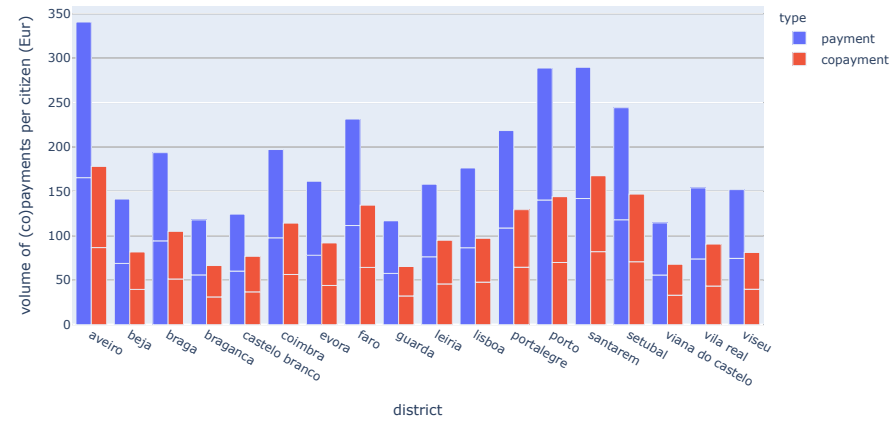


(b) normalized expenditure per citizen

Figure A10. Annual expenditure per geography, 2018–2019.

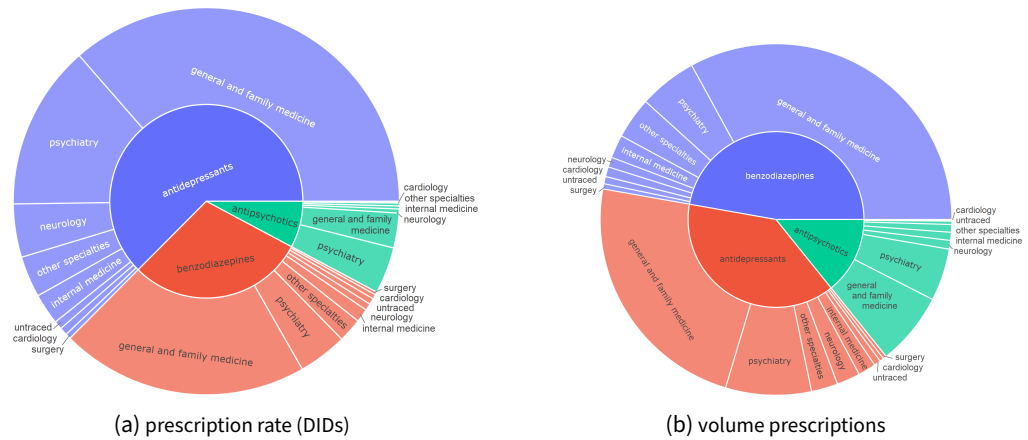


(a) total expenditure in Eur



(b) normalized expenditure

Figure A11. Annual expenditure per district, 2018–2019.



(a) prescription rate (DIDs)

(b) volume prescriptions

Figure A12. Prescribing medical specialty, 2018–2019.

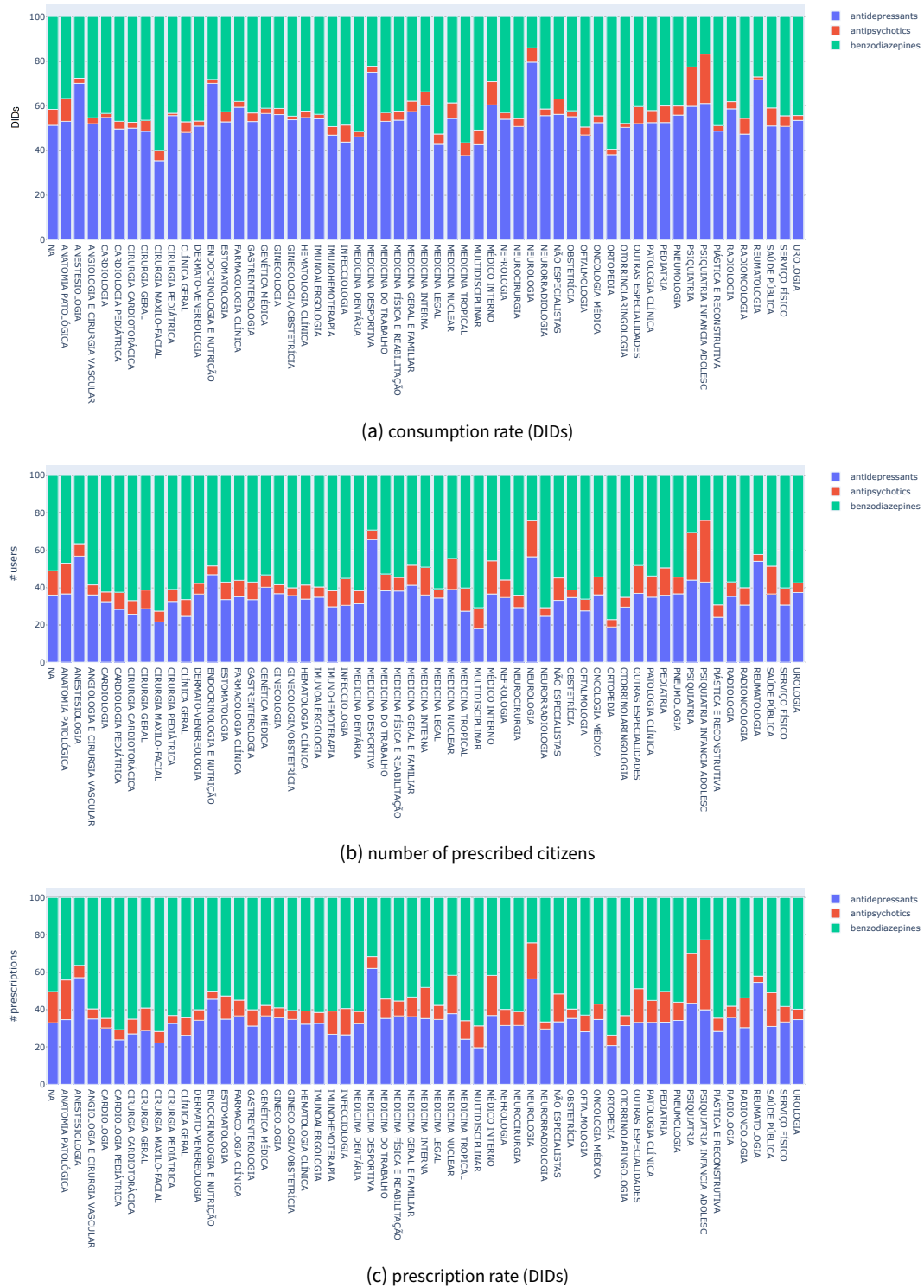


Figure A13. Distribution of the prescription volume for each class of psychotropic drugs per medical specialty, 2018–2019.

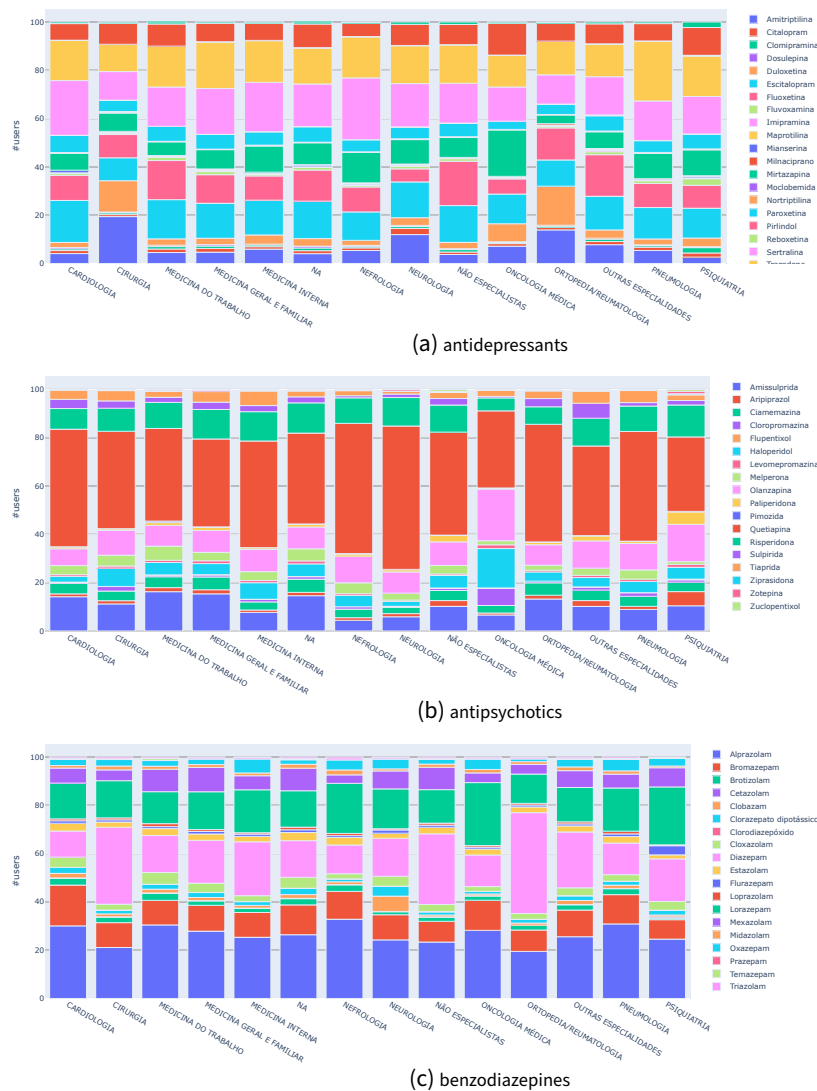


Figure A14. Distribution of prescribed users per psychotropic drug and medical specialty, 2018–2019.

B1 Psychotropic drugs

• antidepressants

- selective serotonin reuptake inhibitors, including Citalopram, Escitalopram, Fluoxetina, Paroxetina, Sertralina, Fluvoxamina and Vortioxetina;
- selective serotonin and norepinephrine reuptake inhibitors, inc. Milnaciprano, Venlafaxina, Duloxetina;
- tricyclic antidepressants, including Amitriptilina, Imipramina, Maprotilina, Nortriptilina, Pirlindol, Trimipramina, Clomipramina, Dosulepina;
- alpha-2 antagonists, including Mianserina, Mirtazapina and Trazodona; and
- others not directly falling into one of the above classes, including Moclobemida and Reboxetina.

• antipsychotics

- *atypical*, including Amisulprida, Aripiprazol, Melperona, Olanzapina, Paliperidona, Quetiapina, Risperidona, Sulpirida, Tiaprida, Ziprasidona, Zotepina, and Zuclopentixol; and
- *typical*, including Ciamemazina, Cloropromazina, Flufenazina, Flupentixol, Haloperidol, Levomepromazina, and Pimozida.

- **benzodiazepines:** Alprazolam, Bromazepam, Brotizolam, Cetazolam, Clobazam, Dipotassium chlorazepate, Chlorodiazepoxide (with and without clidinium bromide), Cloxazolam, Diazepam, Estazolam, Flurazepam, Loprazolam, Lorazepam, Mexazolam, Midazolam, Oxazepam, Prazepam, Temazepam e Triazolam.

B2 Dosages

Table B1. Full list of drug boxes and their corresponding ATC code, dosage, and total DDDs.

class	active drug	mode	box	dosage per unit	total dosage (g)	ATC code	DDD	DDD per package
antidepressants	Amitriptilina	coated tablet	blister 60 unit(s)	10 mg	0.6	N06AA09	75 mg	8
	Amitriptilina	coated tablet	blister 60 unit(s)	25 mg	1.5	N06AA09	75 mg	20
	Amitriptilina	coated tablet	blister 60 unit(s)	75 mg	0.6	N06AA09	75 mg	60
	Amitriptilina	coated tablet	blister 10 unit(s)	10 mg	0.1	N06AA09	75 mg	1.33
	Amitriptilina	coated tablet	blister 20 unit(s)	10 mg	0.2	N06AA09	75 mg	2.66
	Citalopram	film coated tablet	blister 56 unit(s)	20 mg	1.12	N06AB04	20 mg	56
	Citalopram	film coated tablet	blister 60 unit(s)	20 mg	1.2	N06AB04	20 mg	60
	Citalopram	film coated tablet	blister 56 unit(s)	10 mg	0.56	N06AB04	20 mg	60
	Citalopram	film coated tablet	blister 30 unit(s)	40 mg	1.2	N06AB04	20 mg	60
	Citalopram	film coated tablet	blister 60 unit(s)	10 mg	0.6	N06AB04	20 mg	30
	Citalopram	film coated tablet	blister 28 unit(s)	40 mg	1.12	N06AB04	20 mg	56
	Citalopram	film coated tablet	blister 14 unit(s)	10 mg	0.14	N06AB04	20 mg	7
	Citalopram	film coated tablet	blister 10 unit(s)	10 mg	0.1	N06AB04	20 mg	5
	Citalopram	film coated tablet	blister 14 unit(s)	20 mg	0.28	N06AB04	20 mg	14
	Clomipramina	coated tablet	blister 60 unit(s)	25 mg	1.5	N06AA04	100 mg	15
	Clomipramina	prolonged release tablet	blister 60 unit(s)	75 mg	4.5	N06AA04	100 mg	45
	Clomipramina	coated tablet	blister 60 unit(s)	10 mg	0.6	N06AA04	100 mg	6
	Clomipramina	injectable solution	ampoule 5 unit(s) 2 ml	25 mg / 2ml	0.125	N06AA04	100 mg	12.5
	Clomipramina	coated tablet	blister 10 unit(s)	10 mg	0.1	N06AA04	100 mg	1
	Dosulepina	coated tablet	blister 60 unit(s)	75 mg	4.5	N06AA16	150 mg	30
	Dosulepina	coated tablet	blister 20 unit(s)	75 mg	1.5	N06AA16	150 mg	10
	Duloxetine	gastro-resistant capsule	blister 28 unit(s)	60 mg	1.68	N06AX21	60 mg	28
	Duloxetine	gastro-resistant capsule	blister 7 unit(s)	30 mg	0.84	N06AX21	60 mg	14
	Duloxetine	gastro-resistant capsule	blister 7 unit(s)	30 mg	0.21	N06AX21	60 mg	3.5
	Escitalopram	film coated tablet	blister 56 unit(s)	20 mg	1.12	N06AB10	10 mg	112
	Escitalopram	film coated tablet	blister 56 unit(s)	10 mg	0.56	N06AB10	10 mg	56
	Escitalopram	orodispersible tablet	blister 60 unit(s)	10 mg	0.6	N06AB10	10 mg	60
	Escitalopram	orodispersible tablet	blister 56 unit(s)	10 mg	0.56	N06AB10	10 mg	56
	Escitalopram	orodispersible tablet	blister 56 unit(s)	20 mg	1.12	N06AB10	10 mg	112
	Escitalopram	orodispersible tablet	blister 14 unit(s)	10 mg	0.14	N06AB10	10 mg	14
	Escitalopram	oral drops - solution	dropper bottle 1x 15 ml	20 mg/ml	0.3	N06AB10	10 mg	30
	Escitalopram	film coated tablet	blister 20 unit(s)	10 mg	0.2	N06AB10	10 mg	20
	Escitalopram	film coated tablet	blister 60 unit(s)	20 mg	1.2	N06AB10	10 mg	120
	Fluoxetina	capsule	blister 60 unit(s)	20 mg	1.2	N06AB03	20 mg	60
	Fluoxetina	capsule	blister 56 unit(s)	20 mg	1.12	N06AB03	20 mg	56
	Fluoxetina	oral solution	bottle 1x 140 ml	4 mg/ml	0.56	N06AB03	20 mg	28
	Fluoxetina	capsule	blister 10 unit(s)	20 mg	0.2	N06AB03	20 mg	10
	Fluoxetina	capsule	blister 20 unit(s)	20 mg	0.4	N06AB03	20 mg	20
	Fluoxetina	capsule	blister 14 unit(s)	20 mg	0.28	N06AB03	20 mg	14
	Fluoxetina	capsule	blister 50 unit(s)	20 mg	1	N06AB03	20 mg	50
	Fluoxetina	capsule	blister 28 unit(s)	20 mg	0.56	N06AB03	20 mg	28
	Fluvoxamina	film coated tablet	blister 60 unit(s)	50 mg	3	N06AB08	100 mg	30
	Fluvoxamina	film coated tablet	blister 60 unit(s)	100 mg	6	N06AB08	100 mg	60
	Fluvoxamina	film coated tablet	blister 10 unit(s)	50 mg	0.5	N06AB08	100 mg	5
	Fluvoxamina	film coated tablet	blister 20 unit(s)	50 mg	1	N06AB08	100 mg	10
	Imipramina	coated tablet	blister 60 unit(s)	25 mg	1.5	N06AA02	100 mg	15
	Imipramina	coated tablet	blister 60 unit(s)	75 mg	4.5	N06AA02	100 mg	6
	Maprotilina	film coated tablet	blister 60 unit(s)	10 mg	4.5	N06AA21	100 mg	45
	Maprotilina	coated tablet	blister 60 unit(s)	50 mg	3	N06AA21	100 mg	30
	Maprotilina	coated tablet	blister 60 unit(s)	25 mg	1.5	N06AA21	100 mg	15
	Maprotilina	film coated tablet	blister 60 unit(s)	50 mg	3	N06AA21	100 mg	30
	Maprotilina	coated tablet	blister 60 unit(s)	75 mg	4.5	N06AA21	100 mg	45
	Maprotilina	coated tablet	blister 10 unit(s)	25 mg	0.25	N06AA21	100 mg	2.5
	Maprotilina	film coated tablet	blister 60 unit(s)	25 mg	1.5	N06AA21	100 mg	15
	Mianserina	coated tablet	blister 10 unit(s)	30 mg	0.3	N06AX03	60 mg	5
	Mianserina	coated tablet	blister 60 unit(s)	30 mg	1.8	N06AX03	60 mg	30
	Milnaciprano	capsule	blister 56 unit(s)	25 mg	1.4	N06AX17	100 mg	14
	Milnaciprano	capsule	blister 56 unit(s)	50 mg	2.8	N06AX17	100 mg	28
	Mirtazapina	orodispersible tablet	blister 30 unit(s)	15 mg	0.45	N06AX11	30 mg	15
	Mirtazapina	film coated tablet	blister 30 unit(s)	15 mg	0.45	N06AX11	30 mg	15
	Mirtazapina	orodispersible tablet	blister 60 unit(s)	15 mg	0.9	N06AX11	30 mg	30
	Mirtazapina	orodispersible tablet	blister 60 unit(s)	30 mg	1.8	N06AX11	30 mg	60
	Mirtazapina	orodispersible tablet	blister 60 unit(s)	30 mg	1.8	N06AX11	30 mg	60
	Mirtazapina	coated tablet	blister 30 unit(s)	30 mg	0.9	N06AX11	30 mg	30
	Mirtazapina	orodispersible tablet	blister 30 unit(s)	30 mg	0.9	N06AX11	30 mg	30
	Mirtazapina	film coated tablet	blister 30 unit(s)	30 mg	0.9	N06AX11	30 mg	30
	Mirtazapina	coated tablet	blister 56 unit(s)	15 mg	0.84	N06AX11	30 mg	28
	Mirtazapina	coated tablet	blister 56 unit(s)	30 mg	1.68	N06AX11	30 mg	56
	Mirtazapina	film coated tablet	blister 56 unit(s)	15 mg	0.84	N06AX11	30 mg	28
	Mirtazapina	film coated tablet	blister 60 unit(s)	15 mg	0.9	N06AX11	30 mg	30
	Mirtazapina	orodispersible tablet	blister 30 unit(s)	45 mg	1.35	N06AX11	30 mg	45
	Mirtazapina	film coated tablet	blister 56 unit(s)	30 mg	1.68	N06AX11	30 mg	56
	Mirtazapina	orodispersible tablet	blister 18 unit(s)	15 mg	0.27	N06AX11	30 mg	9
	Mirtazapina	coated tablet	blister 14 unit(s)	15 mg	0.21	N06AX11	30 mg	7
	Mirtazapina	orodispersible tablet	blister 20 unit(s)	15 mg	0.3	N06AX11	30 mg	10
	Mirtazapina	orodispersible tablet	blister 20 unit(s)	30 mg	0.6	N06AX11	30 mg	20
	Mirtazapina	film coated tablet	blister 10 unit(s)	15 mg	0.15	N06AX11	30 mg	5
	Mirtazapina	film coated tablet	blister 20 unit(s)	15 mg	0.3	N06AX11	30 mg	10
	Mirtazapina	orodispersible tablet	blister 6 unit(s)	15 mg	0.09	N06AX11	30 mg	3
	Mirtazapina	film coated tablet	blister 20 unit(s)	30 mg	0.6	N06AX11	30 mg	20
	Mirtazapina	film coated tablet	blister 14 unit(s)	15 mg	0.21	N06AX11	30 mg	7
	Mirtazapina	film coated tablet	blister 10 unit(s)	30 mg	0.3	N06AX11	30 mg	10
	Mirtazapina	film coated tablet	blister 15 unit(s)	30 mg	0.45	N06AX11	30 mg	15
	Mirtazapina	film coated tablet	blister 15 unit(s)	15 mg	0.225	N06AX11	30 mg	7.5
	Mirtazapina	coated tablet	blister 10 unit(s)	30 mg	0.3	N06AX11	30 mg	10
	Mirtazapina	film coated tablet	blister 14 unit(s)	30 mg	0.42	N06AX11	30 mg	14
	Mirtazapina	orodispersible tablet	thermowelded tape 30 unit(s)	30 mg	0.9	N06AX11	30 mg	30
	Mirtazapina	orodispersible tablet	thermowelded tape 30 unit(s)	15 mg	0.45	N06AX11	30 mg	15
	Mirtazapina	orodispersible tablet	thermowelded tape 6 unit(s)	15 mg	0.09	N06AX11	30 mg	3
	Mirtazapina	film coated tablet	blister 28 unit(s)	30 mg	0.84	N06AX11	30 mg	28
	Mirtazapina	film coated tablet	blister 28 unit(s)	15 mg	0.42	N06AX11	30 mg	14
	Moclobemida	film coated tablet	blister 60 unit(s)	150 mg	9	N06AG02	300 mg	30
	Moclobemida	film coated tablet	blister 60 unit(s)	300 mg	18	N06AG02	300 mg	60
	Moclobemida	film coated tablet	blister 20 unit(s)	150 mg	3	N06AG02	300 mg	10
	Moclobemida	film coated tablet	blister 10 unit(s)	150 mg	1.5	N06AG02	300 mg	5
	Nortriptilina	coated tablet	blister 60 unit(s)	25 mg	1.5	N06AA10	75 mg	20
	Nortriptilina	coated tablet	blister 20 unit(s)	25 mg	0.5	N06AA10	75 mg	6.67
	Paroxetina	pill	blister 60 unit(s)	20 mg	1.2	N06AB05	20 mg	60
	Paroxetina	film coated tablet	blister 60 unit(s)	20 mg	1.2	N06AB05	20 mg	60
	Paroxetina	film coated tablet	bottle 1x 30 ml	10 mg/ml	1.2	N06AB05	20 mg	15
Paroxetina	film coated tablet	blister 20 unit(s)	20 mg	0.4	N06AB05	20 mg	20	
Paroxetina	film coated tablet	blister 10 unit(s)	20 mg	0.2	N06AB05	20 mg	10	
Paroxetina	film coated tablet	bottle 10 unit(s)	20 mg	0.2	N06AB05	20 mg	10	
Paroxetina	pill	blister 10 unit(s)	20 mg	0.2	N06AB05	20 mg	10	
Paroxetina	film coated tablet	bottle 30 unit(s)	20 mg	0.6	N06AB05	20 mg	30	
Paroxetina	film coated tablet	blister 30 unit(s)	20 mg	0.6	N06AB05	20 mg	30	
Paroxetina	pill	blister 20 unit(s)	20 mg	0.4	N06AB05	20 mg	20	
Pirlindol	pill	bottle 60 unit(s)	100 mg	3	-	200 mg	15	
Pirlindol	pill	blister 60 unit(s)	150 mg	4.5	-	200 mg	2.5	
Pirlindol	pill	blister 60 unit(s)	75 mg	1.5	-	200 mg	5	
Pirlindol	pill	bottle 20 unit(s)	50 mg	1.5	-	200 mg	5	
Reboxetina	pill	blister 60 unit(s)	4 mg	0.24	N06AX18	8 mg	30	
Reboxetina	pill	blister 20 unit(s)	4 mg	0.08	N06AX18	8 mg	10	
Sertralina	film coated tablet	blister 60 unit(s)	50 mg	3	N06AB06	50 mg	60	
Sertralina	film coated tablet	blister 56 unit(s)	50 mg	2.8	N06AB06	50 mg	56	
Sertralina	film coated tablet	blister 60 unit(s)	100 mg	6	N06AB06	50 mg	120	
Sertralina	film coated tablet	blister 56 unit(s)	100 mg	5.6	N06AB06	50 mg	112	
Sertralina	film coated tablet	blister 20 unit(s)	50 mg	1	N06AB06	50 mg	20	
Sertralina	film coated tablet	blister 10 unit(s)	50 mg	0.5	N06AB06	50 mg	10	
Sertralina	film coated tablet	blister 14 unit(s)	50 mg	0.7	N06AB06	50 mg	14	
Sertralina	concentrate for oral solution	bottle 1x 60 ml	20 mg/ml	1.2	N06AB06	50 mg	24	
Sertralina	film coated tablet	blister 30 unit(s)	50 mg	1.5	N06AB06	50 mg	30	
Sertralina	film coated tablet	blister 30 unit(s)	100 mg	3	N06AB06	50 mg	60	
Trazodona	modified release tablet	blister 60 unit(s)	150 mg	9	N06AX05	300 mg	30	
Trazodona	modified release tablet	blister 20 unit(s)	150 mg	3	N06AX05	300 mg	10	
Trazodona	film coated tablet	blister 60 unit(s)	100 mg	6	N06AX05	300 mg	20	
Trazodona	prolonged release tablet	blister 30 unit(s)	300 mg	9	N06AX05	300 mg	30	
Trazodona	prolonged release tablet	blister 60 unit(s)	150 mg	9	N06AX05	300 mg	30	
Trazodona	pill	blister 60 unit(s)	150 mg	9	N06AX05	300 mg	30	
Trazodona	pill	blister 60 unit(s)	100 mg	6	N06AX05	300 mg	20	

class	active drug	mode	box	dosage per unit	total dosage (g)	ATC code	DDD	DDDs per package
antidepressants	Trazodona	prolonged release tablet	blister 10 unit(s)	150 mg	1.5	N06AX05	300 mg	5
	Trazodona	film coated tablet	blister 20 unit(s)	100 mg	2	N06AX05	300 mg	6.67
	Trazodona	pill	blister 20 unit(s)	100 mg	2	N06AX05	300 mg	6.67
	Trazodona	pill	blister 20 unit(s)	150 mg	3	N06AX05	300 mg	10
	Trimipramina	blister 60 unit(s)	25 mg	1.5	N06AA06	150 mg	10	10
	Trimipramina	coated tablet	blister 60 unit(s)	100 mg	6	N06AA06	150 mg	40
	Trimipramina	pill	blister 10 unit(s)	25 mg	0.25	N06AA06	150 mg	1.67
	Venlafaxina	prolonged release tablet	blister 30 unit(s)	150 mg	4.5	N06AX16	100 mg	45
	Venlafaxina	prolonged release tablet	blister 30 unit(s)	37.5 mg	1.125	N06AX16	100 mg	11.25
	Venlafaxina	extended release capsule	blister 30 unit(s)	75 mg	2.25	N06AX16	100 mg	22.5
	Venlafaxina	extended release capsule	blister 30 unit(s)	150 mg	4.5	N06AX16	100 mg	45
	Venlafaxina	prolonged release tablet	blister 30 unit(s)	225 mg	6.75	N06AX16	100 mg	67.5
	Venlafaxina	film coated tablet	blister 60 unit(s)	75 mg	4.5	N06AX16	100 mg	45
	Venlafaxina	prolonged release tablet	blister 30 unit(s)	75 mg	2.25	N06AX16	100 mg	22.5
	Venlafaxina	extended release capsule	blister 30 unit(s)	37.5 mg	1.125	N06AX16	100 mg	11.25
	Venlafaxina	extended release capsule	blister 30 unit(s)	225 mg	6.75	N06AX16	100 mg	67.5
	Venlafaxina	film coated tablet	blister 60 unit(s)	37.5 mg	2.25	N06AX16	100 mg	22.5
	Venlafaxina	extended release capsule	blister 10 unit(s)	75 mg	0.75	N06AX16	100 mg	7.5
	Venlafaxina	prolonged release tablet	blister 10 unit(s)	37.5 mg	0.375	N06AX16	100 mg	3.75
	Venlafaxina	extended release capsule	blister 10 unit(s)	37.5 mg	0.375	N06AX16	100 mg	3.75
	Venlafaxina	prolonged release tablet	blister 10 unit(s)	75 mg	0.75	N06AX16	100 mg	7.5
	Venlafaxina	extended release capsule	blister 20 unit(s)	37.5 mg	0.75	N06AX16	100 mg	7.5
	Venlafaxina	film coated tablet	blister 10 unit(s)	37.5 mg	0.375	N06AX16	100 mg	3.75
	Venlafaxina	oral solution	bottle 1x 60 ml	75 mg/ml	4.5	N06AX16	100 mg	45
	Vortioxetina	film coated tablet	blister 28 unit(s)	10 mg	0.28	N06AX26	10 mg	28
	Vortioxetina	film coated tablet	blister 28 unit(s)	20 mg	0.56	N06AX26	10 mg	56
	Vortioxetina	film coated tablet	blister 28 unit(s)	5 mg	0.14	N06AX26	10 mg	14
Vortioxetina	film coated tablet	blister 14 unit(s)	5 mg	0.07	N06AX26	10 mg	7	
Vortioxetina	oral drops - solution	bottle 1x 15 ml	20 mg/ml	0.3	N06AX26	10 mg	30	
Vortioxetina	film coated tablet	blister 28 unit(s)	15 mg	0.42	N06AX26	10 mg	42	
antipsychotics	Amisulprida	oral solution	ampoule 20 unit(s) 10 ml	50 mg/10 ml	1	N05AL05	0.4 g	2.5
	Amisulprida	pill	blister 60 unit(s)	50 mg	3	N05AL05	0.4 g	7.5
	Amisulprida	pill	blister 20 unit(s)	50 mg	1	N05AL05	0.4 g	2.5
	Amisulprida	pill	blister 60 unit(s)	200 mg	12	N05AL05	0.4 g	30
	Aripiprazol	prolonged-release injection	blister 28 unit(s)	10 mg	0.28	N05AX12	15 mg	18.67
	Aripiprazol	injection	vial 1x 1.9 ml	400 mg	0	N05AX12	13.3 mg	30.08
	Aripiprazol	pill	blister 28 unit(s)	15 mg	0.42	N05AX12	15 mg	28
	Aripiprazol	pill	blister 28 unit(s)	5 mg	0.14	N05AX12	15 mg	9.33
	Aripiprazol	oral solution	bottle 1x 150 ml	1 mg/ml	0.15	N05AX12	15 mg	10
	Aripiprazol	pill	blister 14 unit(s)	10 mg	0.14	N05AX12	15 mg	9.33
	Aripiprazol	pill	blister 14 unit(s)	5 mg	0.07	N05AX12	15 mg	4.67
	Aripiprazol	pill	blister 14 unit(s)	15 mg	0.21	N05AX12	15 mg	14
	Aripiprazol	injectable solution	vial 1x 1.3 ml	7.5 mg/ml	0	N05AX12	15 mg	0.65
	Ciamemazina	oral drops - solution	bottle 1x 30 ml	40 mg/ml	1.2	N05AA06	100 mg	12
	Ciamemazina	coated tablet	blister 60 unit(s)	100 mg	6	N05AA06	100 mg	60
	Ciamemazina	coated tablet	blister 20 unit(s)	100 mg	2	N05AA06	100 mg	20
	Clorpromazina	coated tablet	blister 20 unit(s)	25 mg	0.5	N05AA01	300 mg	1.67
	Clorpromazina	coated tablet	blister 60 unit(s)	25 mg	1.5	N05AA01	300 mg	5
	Clorpromazina	coated tablet	blister 60 unit(s)	100 mg	6	N05AA01	300 mg	20
	Clorpromazina	oral drops - solution	dropper bottle 1x 30 ml	40 mg/ml	1.2	N05AA01	300 mg	60
	Clorpromazina	injectable solution	ampoule 5 unit(s) 2 ml	50 mg/2 ml	0.25	N05AA01	100 mg	2.5
	Clorpromazina	injectable solution	ampoule 6 unit(s) 5 ml	25 mg/5 ml	0.15	N05AA01	100 mg	1.5
	Clorpromazina	coated tablet	blister 60 unit(s)	100 mg	6	N05AA01	300 mg	20
	Clorpromazina	coated tablet	blister 60 unit(s)	25 mg	1.5	N05AA01	300 mg	5
	Clorpromazina	coated tablet	blister 20 unit(s)	25 mg	0.5	N05AA01	300 mg	1.67
	Clorpromazina	oral drops - solution	dropper bottle 1x 30 ml	40 mg/ml	1.2	N05AA01	300 mg	4
	Clorpromazina	injectable solution	ampoule 6 unit(s) 5 ml	25 mg/5 ml	0.15	N05AA01	100 mg	1.5
	Clorpromazina	injectable solution	ampoule 5 unit(s) 2 ml	50 mg/2 ml	0.25	N05AA01	100 mg	2.5
	Clorpromazina	injectable solution	ampoule 1x 1 ml	25 mg/ml	0.025	N05AB02	1 mg	2.5
	Flupentixol	injectable solution	ampoule 1x 1 ml	10 mg/ml	0.1	N05AF01	4 mg	25
	Flupentixol	injectable solution	ampoule 5 unit(s) 1 ml	20 mg/1 ml	0.1	N05AF01	4 mg	25
	Haloperidol	oral solution	bottle 1x 30 ml	2 mg/ml	0.06	N05AD01	8 mg	7.5
	Haloperidol	pill	blister 60 unit(s)	1 mg	0.06	N05AD01	8 mg	7.5
	Haloperidol	injectable solution	blister 60 unit(s)	5 mg	0.3	N05AD01	8 mg	37.5
	Haloperidol	injectable solution	ampoule 1x 1 ml	10 mg/ml	0.1	N05AD01	3 mg	30
	Haloperidol	injectable solution	ampoule 1x 1 ml	50 mg/1 ml	0.05	N05AD01	3.3 mg	15.15
	Haloperidol	pill	blister 60 unit(s)	10 mg	0.6	N05AD01	8 mg	7.5
	Haloperidol	pill	blister 20 unit(s)	1 mg	0.02	N05AD01	8 mg	2.5
	Haloperidol	injectable solution	ampoule 5 unit(s) 1 ml	5 mg/1 ml	0.025	N05AD01	8 mg	3.125
	Haloperidol	pill	blister 60 unit(s)	2 mg	0.12	N05AD01	8 mg	8
	Levomepromazina	oral drops - solution	bottle 1x 30 ml	40 mg/ml	1.2	N05AA02	300 mg	4
	Levomepromazina	coated tablet	blister 60 unit(s)	100 mg	6	N05AA02	300 mg	20
	Levomepromazina	coated tablet	blister 60 unit(s)	25 mg	1.5	N05AA02	300 mg	5
	Levomepromazina	coated tablet	blister 20 unit(s)	25 mg	0.5	N05AA02	300 mg	1.67
	Levomepromazina	injectable solution	ampoule 6 unit(s) 1 ml	25 mg/1 ml	0.15	N05AA02	100 mg	1.5
	Melperona	film coated tablet	bottle 60 unit(s)	25 mg	1.5	N05AD03	300 mg	5
	Melperona	film coated tablet	bottle 60 unit(s)	50 mg	3	N05AD03	300 mg	10
	Melperona	film coated tablet	bottle 20 unit(s)	25 mg	0.5	N05AD03	300 mg	1.67
	Olanzapina	film coated tablet	blister 28 unit(s)	2.5 mg	0.07	N05AH03	10 mg	7
	Olanzapina	orodispersible tablet	blister 28 unit(s)	10 mg	0.28	N05AH03	10 mg	28
	Olanzapina	pill	blister 28 unit(s)	5 mg	0.14	N05AH03	10 mg	14
	Olanzapina	pill	blister 28 unit(s)	10 mg	0.28	N05AH03	10 mg	28
	Olanzapina	orodispersible tablet	blister 28 unit(s)	5 mg	0.14	N05AH03	10 mg	14
	Olanzapina	film coated tablet	blister 28 unit(s)	10 mg	0.28	N05AH03	10 mg	28
	Olanzapina	pill	blister 28 unit(s)	2.5 mg	0.07	N05AH03	10 mg	7
	Olanzapina	coated tablet	blister 28 unit(s)	2.5 mg	0.07	N05AH03	10 mg	7
	Olanzapina	coated tablet	blister 28 unit(s)	5 mg	0.14	N05AH03	10 mg	14
	Olanzapina	film coated tablet	blister 28 unit(s)	5 mg	0.14	N05AH03	10 mg	14
	Olanzapina	coated tablet	blister 28 unit(s)	10 mg	0.28	N05AH03	10 mg	28
	Olanzapina	orodispersible tablet	blister 28 unit(s)	20 mg	0.56	N05AH03	10 mg	56
	Olanzapina	pill	blister 28 unit(s)	15 mg	0.42	N05AH03	10 mg	42
	Olanzapina	orodispersible tablet	blister 28 unit(s)	15 mg	0.42	N05AH03	10 mg	42
	Olanzapina	film coated tablet	blister 28 unit(s)	7.5 mg	0.21	N05AH03	10 mg	21
	Olanzapina	coated tablet	blister 28 unit(s)	15 mg	0.42	N05AH03	10 mg	42
	Olanzapina	coated tablet	blister 28 unit(s)	7.5 mg	0.21	N05AH03	10 mg	21
	Olanzapina	film coated tablet	blister 28 unit(s)	15 mg	0.42	N05AH03	10 mg	42
	Olanzapina	film coated tablet	blister 14 unit(s)	5 mg	0.07	N05AH03	10 mg	7
	Paliperidona	prolonged release injection	blister 14 unit(s)	2.5 mg	0.035	N05AH03	10 mg	3.5
	Paliperidona	prolonged release injection	pre-filled syringe 1x 1.5 ml	150 mg	0.15	N05AX13	2.5 mg	60
	Paliperidona	prolonged release injection	pre-filled syringe 1x 1.75 ml	350 mg	0.084	N05AX13	6 mg	14
	Paliperidona	prolonged release injection	pre-filled syringe 1x 1.75 ml	100 mg	0.1	N05AX13	2.5 mg	40
	Paliperidona	prolonged release injection	pre-filled syringe 1x 1.75 ml	6 mg	0.168	N05AX13	6 mg	28
	Paliperidona	prolonged release injection	pre-filled syringe 1x 0.875 ml	9 mg	0.252	N05AX13	6 mg	42
	Paliperidona	prolonged release injection	pre-filled syringe 1x 2.625 ml	175 mg	0	N05AX13	2.5 mg	70
	Paliperidona	prolonged release injection	pre-filled syringe 1x 1.75 ml	525 mg	0	N05AX13	2.5 mg	210
	Paliperidona	prolonged release injection	pre-filled syringe 1x 1.75 ml	350 mg	0	N05AX13	2.5 mg	140
	Paliperidona	prolonged release injection	pre-filled syringe 1x 1.75 ml	50 mg	0.05	N05AX13	2.5 mg	20
	Paliperidona	prolonged release injection	pre-filled syringe 1x 1.75 ml	75 mg	0.075	N05AX13	2.5 mg	30
	Paliperidona	prolonged release injection	pre-filled syringe 1x 1.315 ml	263 mg	0	N05AX13	2.5 mg	105.2
	Pimozida	prolonged release tablet	blister 14 unit(s)	3 mg	0.042	N05AG02	6 mg	6
	Pimozida	pill	blister 60 unit(s)	4 mg	0.24	N05AG02	4 mg	60
	Pimozida	pill	blister 20 unit(s)	4 mg	0.08	N05AG02	4 mg	20
	Quetiapina	prolonged release tablet	blister 60 unit(s)	50 mg	3	N05AH04	400 mg	7.5
	Quetiapina	film coated tablet	blister 20 unit(s)	25 mg	0.5	N05AH04	400 mg	1.25
	Quetiapina	film coated tablet	blister 60 unit(s)	100 mg	6	N05AH04	400 mg	40
	Quetiapina	prolonged release tablet	blister 60 unit(s)	300 mg	18	N05AH04	400 mg	45
	Quetiapina	prolonged release tablet	blister 30 unit(s)	150 mg	4.5	N05AH04	400 mg	11.25
	Quetiapina	film coated tablet	blister 60 unit(s)	200 mg	12	N05AH04	400 mg	30
	Quetiapina	prolonged release tablet	blister 60 unit(s)	200 mg	12	N05AH04	400 mg	30
	Quetiapina	film coated tablet	blister 60 unit(s)	300 mg	18	N05AH04	400 mg	45
	Quetiapina	prolonged release tablet	blister 60 unit(s)	400 mg	24	N05AH04	400 mg	60
	Quetiapina	film coated tablet	blister 10 unit(s)	25 mg	0.25	N05AH04	400 mg	0.625
	Quetiapina	prolonged release tablet	blister 10 unit(s)	50 mg	0.5	N05AH04	400 mg	1.25
	Quetiapina	prolonged release tablet	blister 10 unit(s)	200 mg	2	N05AH04	400 mg	5
	Quetiapina	film coated tablet	blister 6 unit(s)	25 mg	0.15	N05AH04	400 mg	0.375
	Quetiapina	prolonged release tablet	blister 10 unit(s)	300 mg	7.5	N05AH04	400 mg	7
	Quetiapina	film coated tablet	blister 10 unit(s)	25mg+100mg+200mg	65	N05AH04	400 mg	1.625
	Quetiapina	prolonged release tablet	bottle 10 unit(s)	200 mg	2	N05AH04	400 mg	5
	Risperidona	film coated tablet	blister 60 unit(s)	0.5 mg	0.03	N05AX08	5 mg	6
	Risperidona	oral solution	bottle 1x 30 ml	1 mg/ml	0.03	N05AX08	5 mg	6
Risperidona	film coated tablet	blister 60 unit(s)	2 mg	0.12	N05AX08	5 mg	24	
Risperidona	film coated tablet	blister 60 unit(s)	1 mg	0.06	N05AX08	5 mg	12	
Risperidona	prolonged release injection	vial 1x 2 ml	37.5 mg/2 ml	0.0375	N05AX08	2.7 mg	13.89	
Risperidona	film coated tablet	blister 60 unit(s)	3 mg	0.18	N05AX08	5 mg	36	
Risperidona	prolonged release injection	vial 1x 2 ml	25 mg/2 ml	0.025	N05AX08	2.7 mg	9.26	

class	active drug	mode	box	dosage per unit	total dosage (g)	ATC code	DDD	DDDs per package	
antipsychotics	Risperidona	orodispersible tablet	blister 60 unit(s)	0.5 mg	0.03	N05AX08	5 mg	6	
	Risperidona	orodispersible tablet	blister 60 unit(s)	1 mg	0.06	N05AX08	5 mg	12	
	Risperidona	prolonged release injection	vial 1x 2 ml	50 mg/2 ml	0.05	N05AX08	2.7 mg	18.52	
	Risperidona	orodispersible tablet	blister 60 unit(s)	2 mg	0.12	N05AX08	5 mg	24	
	Risperidona	orodispersible tablet	blister 28 unit(s)	2 mg	0.056	N05AX08	5 mg	11.2	
	Risperidona	film coated tablet	blister 60 unit(s)	4 mg	0.24	N05AX08	5 mg	48	
	Risperidona	film coated tablet	blister 20 unit(s)	0.5 mg	0.01	N05AX08	5 mg	2	
	Risperidona	orodispersible tablet	blister 56 unit(s)	3 mg	0.168	N05AX08	5 mg	33.6	
	Risperidona	orodispersible tablet	blister 56 unit(s)	2 mg	0.112	N05AX08	5 mg	22.4	
	Risperidona	orodispersible tablet	blister 20 unit(s)	0.5 mg	0.01	N05AX08	5 mg	2	
	Risperidona	film coated tablet	blister 20 unit(s)	1 mg	0.02	N05AX08	5 mg	4	
	Risperidona	orodispersible tablet	blister 56 unit(s)	4 mg	0.224	N05AX08	5 mg	44.8	
	Risperidona	orodispersible tablet	blister 20 unit(s)	1 mg	0.02	N05AX08	5 mg	4	
	Risperidona	orodispersible tablet	blister 14 unit(s)	2 mg	0.028	N05AX08	5 mg	5.6	
	Risperidona	orodispersible tablet	blister 14 unit(s)	0.5 mg	0.007	N05AX08	5 mg	1.4	
	Risperidona	orodispersible tablet	blister 56 unit(s)	0.5 mg	0.028	N05AX08	5 mg	5.6	
	Risperidona	orodispersible tablet	blister 56 unit(s)	1 mg	0.056	N05AX08	5 mg	11.2	
	Risperidona	powder injectable suspension	vial 1x 2 ml	25 mg/2 ml	0.025	N05AX08	2.7 mg	9.26	
	Risperidona	powder injectable suspension	vial 1x 2 ml	50 mg/2 ml	0.05	N05AX08	2.7 mg	18.52	
	Risperidona	powder injectable suspension	vial 1x 2 ml	37.5 mg/2 ml	0.0375	N05AX08	2.7 mg	13.89	
	Sulpirida	pill	blister 60 unit(s)	200 mg	12	N05AL01	800 mg	15	
	Sulpirida	capsule	blister 60 unit(s)	50 mg	3	N05AL01	800 mg	3.75	
	Sulpirida	capsule	blister 20 unit(s)	50 mg	1	N05AL01	800 mg	1.25	
	Tiaprida	pill	blister 60 unit(s)	100 mg	6	N05AL03	400 mg	15	
	Tiaprida	pill	blister 20 unit(s)	100 mg	0.5	N05AL03	400 mg	5	
	Tiaprida	injectable solution	ampoule 6 unit(s) 2 ml	100 mg/2 ml	0.6	N05AL03	400 mg	1.5	
	Ziprasidona	capsule	blister 56 unit(s)	60 mg	3.36	N05AE04	80 mg	42	
	Ziprasidona	capsule	blister 56 unit(s)	40 mg	2.24	N05AE04	80 mg	28	
	Ziprasidona	capsule	blister 56 unit(s)	80 mg	4.48	N05AE04	80 mg	56	
	Ziprasidona	capsule	blister 56 unit(s)	20 mg	1.12	N05AE04	80 mg	14	
	Ziprasidona	capsule	blister 14 unit(s)	40 mg	0.56	N05AE04	80 mg	7	
	Ziprasidona	capsule	blister 14 unit(s)	20 mg	0.28	N05AE04	80 mg	3.5	
	Zotepina	coated tablet	blister 60 unit(s)	100 mg	6	N05AX11	200 mg	30	
	Zotepina	coated tablet	blister 60 unit(s)	25 mg	1.5	N05AX11	200 mg	7.5	
	Zotepina	coated tablet	blister 60 unit(s)	50 mg	3	N05AX11	200 mg	15	
	Zotepina	coated tablet	blister 20 unit(s)	25 mg	0.5	N05AX11	200 mg	2.5	
	Zuclopetixol	injectable solution	ampoule 1x 1 ml	200 mg/1 ml	0.2	N05AF05	30 mg	6.67	
	Zuclopetixol	injectable solution	ampoule 1x 1 ml	50 mg/1 ml	0.05	N05AF05	30 mg	1.67	
	benzodiazepines	Alprazolam	pill	blister 60 unit(s)	0.5 mg	0.03	N05BA12	1 mg	30
		Alprazolam	modified release tablet	blister 60 unit(s)	1 mg	0.06	N05BA12	1 mg	60
		Alprazolam	pill	blister 60 unit(s)	0.25 mg	0.015	N05BA12	1 mg	15
		Alprazolam	pill	blister 60 unit(s)	1 mg	0.06	N05BA12	1 mg	60
		Alprazolam	modified release tablet	blister 60 unit(s)	2 mg	0.12	N05BA12	1 mg	120
		Alprazolam	modified release tablet	blister 60 unit(s)	0.5 mg	0.03	N05BA12	1 mg	30
		Alprazolam	modified release tablet	blister 20 unit(s)	0.25 mg	0.005	N05BA12	1 mg	5
Alprazolam		pill	blister 20 unit(s)	1 mg	0.02	N05BA12	1 mg	20	
Alprazolam		pill	blister 20 unit(s)	0.5 mg	0.01	N05BA12	1 mg	10	
Alprazolam		modified release tablet	blister 20 unit(s)	1 mg	0.02	N05BA12	1 mg	20	
Alprazolam		modified release tablet	blister 60 unit(s)	0.5 mg	0.01	N05BA12	1 mg	10	
Alprazolam		modified release tablet	blister 60 unit(s)	3 mg	0.18	N05BA12	1 mg	180	
Alprazolam		modified release tablet	blister 40 unit(s)	0.5 mg	0.02	N05BA12	1 mg	20	
Alprazolam		modified release tablet	blister 40 unit(s)	1 mg	0.04	N05BA12	1 mg	40	
Alprazolam		modified release tablet	blister 20 unit(s)	2 mg	0.04	N05BA12	1 mg	40	
Alprazolam		modified release tablet	blister 20 unit(s)	3 mg	0.06	N05BA12	1 mg	60	
Alprazolam		sublingual tablet	blister 20 unit(s)	0.5 mg	0.005	N05BA12	1 mg	5	
Alprazolam		sublingual tablet	blister 20 unit(s)	0.5 mg	0.01	N05BA12	1 mg	10	
Alprazolam		sublingual tablet	blister 60 unit(s)	0.5 mg	0.03	N05BA12	1 mg	30	
Alprazolam		sublingual tablet	blister 60 unit(s)	1 mg	0.06	N05BA12	1 mg	60	
Bromazepam		pill	blister 40 unit(s)	1.5 mg	0.06	N05BA08	10 mg	6	
Bromazepam		pill	blister 60 unit(s)	1.5 mg	0.09	N05BA08	10 mg	9	
Bromazepam		pill	blister 40 unit(s)	3 mg	0.12	N05BA08	10 mg	12	
Bromazepam		pill	blister 60 unit(s)	3 mg	0.18	N05BA08	10 mg	18	
Bromazepam		pill	blister 60 unit(s)	6 mg	0.36	N05BA08	10 mg	36	
Bromazepam		pill	blister 40 unit(s)	6 mg	0.24	N05BA08	10 mg	24	
Bromazepam		capsule	blister 60 unit(s)	3 mg	0.18	N05BA08	10 mg	18	
Bromazepam		capsule	blister 60 unit(s)	1.5 mg	0.09	N05BA08	10 mg	9	
Bromazepam		pill	blister 20 unit(s)	3 mg	0.06	N05BA08	10 mg	6	
Bromazepam		pill	blister 20 unit(s)	6 mg	0.12	N05BA08	10 mg	12	
Bromazepam		capsule	blister 20 unit(s)	1.5 mg	0.03	N05BA08	10 mg	3	
Bromazepam		pill	blister 20 unit(s)	1.5 mg	0.03	N05BA08	10 mg	3	
Bromazepam		capsule	blister 20 unit(s)	3 mg	0.06	N05BA08	10 mg	6	
Brotizolam		pill	blister 14 unit(s)	0.25 mg	0.0035	N05CD09	0.25 mg	14	
Cetazolam		capsule	bottle 60 unit(s)	15 mg	0.9	N05BA10	30 mg	30	
Cetazolam		capsule	bottle 60 unit(s)	30 mg	1.8	N05BA10	30 mg	60	
Cetazolam		capsule	bottle 20 unit(s)	30 mg	0.6	N05BA10	30 mg	20	
Cetazolam		capsule	bottle 20 unit(s)	15 mg	0.3	N05BA10	30 mg	10	
Clobazam		pill	blister 30 unit(s)	10 mg	0.3	N05BA09	20 mg	15	
Clobazam		pill	blister 30 unit(s)	20 mg	0.6	N05BA09	20 mg	30	
Clobazam		pill	blister 20 unit(s)	20 mg	0.4	N05BA09	20 mg	20	
Clobazam		pill	blister 20 unit(s)	10 mg	0.2	N05BA09	20 mg	10	
Dip. chlorazepate		capsule	blister 60 unit(s)	10 mg	0.6	N05BA05	20 mg	30	
Dip. chlorazepate		capsule	blister 60 unit(s)	5 mg	0.3	N05BA05	20 mg	15	
Dip. chlorazepate		capsule	blister 60 unit(s)	15 mg	0.9	N05BA05	20 mg	45	
Dip. chlorazepate		capsule	blister 20 unit(s)	10 mg	0.2	N05BA05	20 mg	10	
Dip. chlorazepate		capsule	blister 20 unit(s)	5 mg	0.1	N05BA05	20 mg	5	
Dip. chlorazepate		capsule	blister 20 unit(s)	15 mg	0.3	N05BA05	20 mg	15	
Chlorodiazepoxide		coated tablet	blister 60 unit(s)	5 mg	0.3	N05BA02	30 mg	10	
Chlorodiazepoxide		coated tablet	blister 60 unit(s)	10 mg	0.6	N05BA02	30 mg	20	
Chlorodiazepoxide		coated tablet	blister 20 unit(s)	5 mg	0.1	N05BA02	30 mg	3.33	
Cloxacilam		pill	blister 60 unit(s)	2 mg	0.12	N05BA22	6 mg	6	
Cloxacilam		pill	blister 60 unit(s)	1 mg	0.06	N05BA22	6 mg	10	
Cloxacilam		pill	blister 20 unit(s)	2 mg	0.04	N05BA22	6 mg	6.67	
Cloxacilam		pill	blister 20 unit(s)	1 mg	0.02	N05BA22	6 mg	3.33	
Diazepam		pill	blister 60 unit(s)	5 mg	0.3	N05BA01	10 mg	30	
Diazepam		pill	blister 25 unit(s)	10 mg	0.25	N05BA01	10 mg	25	
Diazepam		pill	blister 60 unit(s)	10 mg	0.6	N05BA01	10 mg	60	
Diazepam		pill	blister 20 unit(s)	5 mg	0.1	N05BA01	10 mg	10	
Diazepam		pill	blister 25 unit(s)	5 mg	0.125	N05BA01	10 mg	12.5	
Diazepam		capsule	blister 60 unit(s)	6 mg	0.36	N05BA01	10 mg	36	
Diazepam		pill	blister 20 unit(s)	10 mg	0.2	N05BA01	10 mg	20	
Diazepam		extended release capsule	blister 60 unit(s)	10 mg	0.6	N05BA01	10 mg	60	
Diazepam		pill	blister 40 unit(s)	5 mg	0.2	N05BA01	10 mg	20	
Diazepam		extended release capsule	blister 20 unit(s)	10 mg	0.2	N05BA01	10 mg	20	
Diazepam		pill	blister 40 unit(s)	10 mg	0.4	N05BA01	10 mg	40	
Diazepam		capsule	blister 60 unit(s)	3 mg	0.18	N05BA01	10 mg	18	
Diazepam		capsule	blister 20 unit(s)	3 mg	0.06	N05BA01	10 mg	6	
Diazepam		rectal solution	cannula 5 unit(s) 2.5 ml	5 mg/2.5 ml	0.025	N05BA01	10 mg	2.5	
Diazepam		rectal solution	cannula 5 unit(s) 2.5 ml	10 mg/2.5 ml	0.05	N05BA01	10 mg	5	
Diazepam		rectal solution	blister 20 unit(s)	6 mg	0.12	N05BA01	10 mg	12	
Diazepam		rectal solution	blister 20 unit(s)	5 mg/2.5 ml	0.02	N05BA01	10 mg	2	
Estazolam		pill	blister 14 unit(s)	2 mg	0.028	N05CD04	3 mg	9.33	
Estazolam		pill	blister 28 unit(s)	2 mg	0.056	N05CD04	3 mg	18.67	
Flurazepam		capsule	blister 20 unit(s)	30 mg	0.6	N05CD01	30 mg	20	
Flurazepam		capsule	blister 20 unit(s)	15 mg	0.3	N05CD01	30 mg	10	
Flurazepam		capsule	blister 14 unit(s)	30 mg	0.42	N05CD01	30 mg	14	
Loprazolam		pill	blister 15 unit(s)	1 mg	0.015	N05CD11	1 mg	15	
Lorazepam		pill	blister 60 unit(s)	2.5 mg	0.15	N05BA06	2.5 mg	60	
Lorazepam		pill	blister 30 unit(s)	1 mg	0.03	N05BA06	2.5 mg	12	
Lorazepam		pill	blister 60 unit(s)	1 mg	0.06	N05BA06	2.5 mg	24	
Lorazepam		pill	blister 30 unit(s)	2.5 mg	0.075	N05BA06	2.5 mg	30	
Lorazepam		pill	bottle 60 unit(s)	5 mg	0.3	N05BA06	2.5 mg	120	
Lorazepam		pill	blister 40 unit(s)	2.5 mg	0.1	N05BA06	2.5 mg	40	
Lorazepam		pill	blister 20 unit(s)	2.5 mg	0.05	N05BA06	2.5 mg	20	
Lorazepam		pill	blister 20 unit(s)	1 mg	0.02	N05BA06	2.5 mg	8	
Lorazepam		pill	blister 40 unit(s)	1 mg	0.04	N05BA06	2.5 mg	16	
Lorazepam		pill	bottle 20 unit(s)	5 mg	0.1	N05BA06	2.5 mg	40	
Mexazolam		pill	blister 60 unit(s)	1 mg	0.06	N05BA25	3 mg	20	
Mexazolam		pill	blister 20 unit(s)	1 mg	0.02	N05BA25	3 mg	6.67	
Midazolam		coated tablet	blister 20 unit(s)	15 mg	0.3	N05CD08	15 mg	20	
Midazolam		coated tablet	blister 14 unit(s)	15 mg	0.21	N05CD08	15 mg	14	
Oxazepam		pill	blister 30 unit(s)	15 mg	0.45	N05BA04	50 mg	9	
Oxazepam		pill	blister 30 unit(s)	50 mg	1.5	N05BA04	50 mg	30	
Prazepam		pill	blister 60 unit(s)	10 mg	0.6	N05BA11	30 mg	20	
Prazepam		pill	blister 20 unit(s)	10 mg	0.28	N05BA11	30 mg	6.67	
Temazepam		soft capsule	blister 14 unit(s)	20 mg	0.28	N05CD07	20 mg	14	
Triazolam		pill	blister 20 unit(s)	0.25 mg	0.005	N05CD05	0.25 mg	20	

References

- Ait-Daoud, N., A. Hamby, S. Sharma, and D. Blevins. 2018. "A review of alprazolam use, misuse, and withdrawal." *Journal of addiction medicine* 12 (1): 4.
- American Geriatrics Society, D. M. Fick, T. P. Semla, J. Beizer, N. Brandt, R. Dombrowski, C. E. DuBeau, W. Eisenberg, J. J. Epplin, N. Flanagan, et al. 2015. "American Geriatrics Society 2015 updated beers criteria for potentially inappropriate medication use in older adults." *Journal of the American Geriatrics Society* 63 (11): 2227–2246.
- Bachhuber, M. A., S. Hennessy, C. O. Cunningham, and J. L. Starrels. 2016. "Increasing benzodiazepine prescriptions and overdose mortality in the United States, 1996–2013." *American journal of public health* 106 (4): 686–688. <https://doi.org/10.2105/AJPH.2016.303061>.
- Bogowicz, P., H. J. Curtis, A. J. Walker, P. Cowen, J. Geddes, and B. Goldacre. 2021. "Trends and variation in antidepressant prescribing in English primary care: a retrospective longitudinal study." *BJGP open* 5 (4).
- Boyd, A., S. Van de Velde, M. Pivette, M. Ten Have, S. Florescu, S. O'Neill, J. Almeida, G. Vilagut, J. Haro, J. Alonso, et al. 2015. "Gender differences in psychotropic use across Europe: results from a large cross-sectional, population-based study." *European Psychiatry* 30 (6): 778–788.
- Buhagiar, K., M. Ghafouri, and M. Dey. 2020. "Oral antipsychotic prescribing and association with neighbourhood-level socioeconomic status: analysis of time trend of routine primary care data in England, 2011–2016." *Social Psychiatry and Psychiatric Epidemiology* 55 (2): 165–173.
- Caldas de Almeida, J. M., M. Xavier, G. Cardoso, M. G. Pereira, R. Gusmão, B. Corrêa, et al. 2013. "Estudo epidemiológico nacional de saúde mental." *Lisboa. Faculdade de Ciências Médicas, da Universidade Nova de Lisboa* 1.
- Carrasco-Garrido, P., V. Hernández-Barrera, I. Jiménez-Trujillo, J. Esteban-Hernández, A. Álvaro-Meca, A. López-de Andrés, J. L. DelBarrio-Fernández, and R. Jiménez-García. 2016. "Time trend in psychotropic medication use in Spain: a nationwide population-based study." *International journal of environmental research and public health* 13 (12): 1177.
- Carta, M. G., F. Zairo, G. Mellino, M. C. Hardoy, and E. Vieta. 2006. "An open label follow-up study on amisulpride in the add-on treatment of bipolar I patients." *Clinical Practice and Epidemiology in Mental Health* 2 (1): 1–4.
- Cipriani, A. 2020. "Comparative efficacy and acceptability of antidepressants, psychotherapies, and their combination for acute treatment of children and adolescents with depressive disorder: a systematic review and network meta-analysis."
- Cuevas, C. de las, E. Sanz, and J. de la Fuente. 2003. "Benzodiazepines: more "behavioural" addiction than dependence." *Psychopharmacology* 167 (3): 297–303.
- Čurković, M., K. Dodig-Čurković, A. Erić, K. Kralik, and N. Pivac. 2016. "Psychotropic medications in older adults: a review." *Psychiatria Danubina* 28 (1): 0–24.
- Dai Cao, T. X., L. F. C. Fraga, E. Fergusson, J. Michaud, S. Dell'Aniello, H. Yin, S. Rej, L. Azoulay, and C. Renoux. 2021. "Prescribing Trends of Antidepressants and Psychotropic Coprescription for Youths in UK Primary Care, 2000–2018." *Journal of Affective Disorders* 287:19–25.
- Dennis, J. A., L. S. Gittner, J. D. Payne, and K. Nugent. 2020. "Characteristics of US adults taking prescription antipsychotic medications, National Health and Nutrition Examination Survey 2013–2018." *BMC psychiatry* 20 (1): 1–6.
- Gardner, D. M. 2014. "Competent psychopharmacology." *The Canadian Journal of Psychiatry* 59 (8): 406–411.
- Gardner, D. M., A. L. Murphy, S. Kutcher, S. Beaulieu, C. Carandang, A. Labelle, P. Lalonde, A. Malla, H. Milliken, C. O'Donovan, et al. 2013. "Evidence review and clinical guidance for the use of ziprasidone in Canada." *Annals of General Psychiatry* 12 (1): 1–19.
- Ghiasi, N., R. K. Bhansali, and R. Marwaha. 2021. "Lorazepam." In *StatPearls [Internet]*. StatPearls Publishing.
- Glantz, M. D., C. Bharat, L. Degenhardt, N. A. Sampson, K. M. Scott, C. C. Lim, A. Al-Hamzawi, J. Alonso, L. H. Andrade, G. Cardoso, et al. 2020. "The epidemiology of alcohol use disorders cross-nationally: Findings from the World Mental Health Surveys." *Addictive behaviors* 102:106128.
- Gomez, A. F., A. L. Barthel, and S. G. Hofmann. 2018. "Comparing the efficacy of benzodiazepines and serotonergic anti-depressants for adults with generalized anxiety disorder: a meta-analytic review." *Expert opinion on pharmacotherapy* 19 (8): 883–894.
- Hálfadánarson, Ó., H. Zoëga, L. Aagaard, M. Bernardo, L. Brandt, A. C. Fusté, K. Furu, K. Garuoliené, F. Hoffmann, K. F. Huybrechts, et al. 2017. "International trends in antipsychotic use: a study in 16 countries, 2005–2014." *European Neuropsychopharmacology* 27 (10): 1064–1076. <https://doi.org/10.1016/j.euroneuro.2017.07.001>.
- Hanlon, J. T., K. E. Schmadler, C. Boulton, M. B. Artz, C. R. Gross, G. G. Fillenbaum, C. M. Ruby, and J. Garrard. 2002. "Use of inappropriate prescription drugs by older people." *Journal of the American Geriatrics Society* 50 (1): 26–34.
- Hayes, J., P. Prah, I. Nazareth, M. King, K. Walters, I. Petersen, and D. Osborn. 2011. "Prescribing trends in bipolar disorder: cohort study in the United Kingdom THIN primary care database 1995–2009." *PloS one* 6 (12): e28725.
- IHME. 2019. "GBD compare data visualization." *Institute for Health Metrics Evaluation, IHME Website*, <http://vizhub.healthdata.org/gbd-compare>.
- . 2022. "GBD compare data visualization." *Institute for Health Metrics and Evaluation, IHME Website*, <http://vizhub.healthdata.org/gbd-compare>.
- Jack, R. H., C. Hollis, C. Coupland, R. Morriss, R. D. Knaggs, D. Butler, A. Cipriani, S. Cortese, and J. Hippisley-Cox. 2020. "Incidence and prevalence of primary care antidepressant prescribing in children and young people in England, 1998–2017: A population-based cohort study." *PLoS medicine* 17 (7): e1003215.
- Johnson, C. F., B. Williams, S. A. MacGillivray, N. J. Dougall, and M. Maxwell. 2017. "'Doing the right thing': factors influencing GP prescribing of antidepressants and prescribed doses." *BMC family practice* 18 (1): 1–13.
- Kendrick, T., D. Taylor, and C. F. Johnson. 2019. "Which first-line antidepressant?" *British Journal of General Practice* 69 (680): 114–115.
- Liperoti, R., C. Pedone, and A. Corsonello. 2008. "Antipsychotics for the treatment of behavioral and psychological symptoms of dementia (BPSD)." *Current Neuropharmacology* 6 (2): 117–124.
- Livingston, M. 2020. "Antidepressant prescribing in England: patterns and costs." *Prim Care Companion CNS Disord*.
- Lockhart, P., and B. Guthrie. 2011. "Trends in primary care antidepressant prescribing 1995–2007: a longitudinal population database analysis." *British Journal of General Practice* 61 (590): e565–e572.
- Mancuso, C. E., M. G. Tanzi, and M. Gabay. 2004. "Paradoxical reactions to benzodiazepines: literature review and treatment options." *Pharmacotherapy: The Journal of Human Pharmacology and Drug Therapy* 24 (9): 1177–1185.

- Marston, L., I. Nazareth, I. Petersen, K. Walters, and D. P. Osborn. 2014. "Prescribing of antipsychotics in UK primary care: a cohort study." *BMJ open* 4 (12): e006135.
- Mercier, A., I. Auger-Aubin, J.-P. Lebeau, P. V. Royen, and L. Peremans. 2011. "Understanding the prescription of antidepressants: a qualitative study among French GPs." *BMC Family Practice* 12 (1): 1–9.
- Mercier, A., J. Benichou, I. Auger-Aubin, J.-P. Lebeau, E. Houivet, P. Van Royen, and L. Peremans. 2015. "How do GP practices and patient characteristics influence the prescription of antidepressants? A cross-sectional study." *Annals of general psychiatry* 14 (1): 1–10.
- Morrens, M., M. Destoop, S. Cleymans, S. Van der Spek, and G. Dom. 2015. "Evolution of First-generation and Second-generation antipsychotic prescribing patterns in Belgium between 1997 and 2012: a population-based study." *Journal of Psychiatric Practice* 21 (4): 248–258.
- Murphy, Y., E. Wilson, E. M. Goldner, and B. Fischer. 2016. "Benzodiazepine use, misuse, and harm at the population level in Canada: a comprehensive narrative review of data and developments since 1995." *Clinical drug investigation* 36 (7): 519–530. <https://doi.org/10.1007/s40261-016-0397-8>.
- Nuss, P., M. Hummer, and C. Tessier. 2007. "The use of amisulpride in the treatment of acute psychosis." *Therapeutics and Clinical Risk Management* 3 (1): 3.
- O'Mahony, D., D. O'Sullivan, S. Byrne, M. N. O'Connor, C. Ryan, and P. Gallagher. 2018. "Corrigendum: STOPP/START criteria for potentially inappropriate prescribing in older people: version 2." *Age and ageing* 47 (3): 489.
- OECD. 2020. *OECD Health Statistics 2019*. <https://www.aeesme.org/wp-content/uploads/2020/09/OECD-2019-Health-at-a-Glance-2019-OECD-Indicators-OECD-Publishing-Paris.pdf>.
- OECD and EU. 2018. *Health at a Glance: Europe 2018: State of Health in the EU Cycle*.
- Prah, P., I. Petersen, I. Nazareth, K. Walters, and D. Osborn. 2012. "National changes in oral antipsychotic treatment for people with schizophrenia in primary care between 1998 and 2007 in the United Kingdom." *Pharmacoepidemiology and drug safety* 21 (2): 161–169.
- Ramos, S., D. Cruz, B. Jesus, J. Correia, I. Vaz, and J. Mendes. 2021. "Antipsychotic Polypharmacy and High Doses in a Rural Portuguese Community Mental Health Service." *Revista Portuguesa de Psiquiatria e Saúde Mental* 7 (3): 109–116.
- Reddy, S., and R. B. Patt. 1994. "The benzodiazepines as adjuvant analgesics." *Journal of pain and symptom management* 9 (8): 510–514.
- Rosman, S., M. Le Vaillant, and N. Pelletier-Fleury. 2011. "Gaining insight into benzodiazepine prescribing in General Practice in France: a data-based study." *BMC Family Practice* 12 (1): 1–6.
- Rubio-Valera, M., A. Fernández, J. V. Luciano, C. M. Hughes, A. Pinto-Meza, B. Moreno-Küstner, D. J. Palao, J. M. Haro, and A. Serrano-Blanco. 2012. "Psychotropic prescribing in Catalonia: results from an epidemiological study." *Family Practice* 29 (2): 154–162.
- Saragoussi, D., J. Chollet, S. Bineau, Y. Chalem, and D. Milea. 2012. "Antidepressant switching patterns in the treatment of major depressive disorder: a General Practice Research Database (GPRD) study." *International journal of clinical practice* 66 (11): 1079–1087.
- Saúde, C. N. de. 2019. *Sem mais tempo a perder: saúde mental em Portugal-um desafio para a próxima década*.
- Semoun, O., and C. Sevilla-Dedieu. 2015. "Psychotropic drug consumption among older people enrolled in a French private health insurance plan." *Drugs-Real World Outcomes* 2 (3): 217–225.
- Shah, S., I. Carey, T. Harris, S. Dewilde, and D. Cook. 2011. "Antipsychotic prescribing to older people living in care homes and the community in England and Wales." *International journal of geriatric psychiatry* 26 (4): 423–434.
- Sidorchuk, A., K. Isomura, Y. Molero, C. Hellner, P. Lichtenstein, Z. Chang, J. Franck, L. Fernández de la Cruz, and D. Mataix-Cols. 2018. "Benzodiazepine prescribing for children, adolescents, and young adults from 2006 through 2013: a total population register-linkage study." *PLoS medicine* 15 (8): e1002635.
- Silva, M., A. Antunes, S. Azeredo-Lopes, G. Cardoso, M. Xavier, B. Saraceno, and J. M. Caldas-de-Almeida. 2020. "How did the use of psychotropic drugs change during the Great Recession in Portugal? A follow-up to the National Mental Health Survey." *BMC Psychiatry* 20 (1). <https://doi.org/10.1186/s12888-020-02620-1>.
- Spek, K. van der, D. L. Gerritsen, M. Smalbrugge, M. H. Nelissen-Vrancken, R. B. Wetzels, C. H. Smeets, S. U. Zuidema, and R. T. Koopmans. 2016. "Only 10% of the psychotropic drug use for neuropsychiatric symptoms in patients with dementia is fully appropriate. The PROPER I-study." *International psychogeriatrics* 28 (10): 1589–1595.
- Stahl, S. M. 2009. "Mechanism of action of trazodone: a multifunctional drug." *CNS spectrums* 14 (10): 536–546.
- Šubelj, M., G. Vidmar, and V. Švab. 2012. "Time trends in prescribing habits of anxiolytics and antidepressants in Slovenian family practices (with emphasis on elderly patients)." *Collegium antropologicum* 36 (2): 483–489.
- Sultana, J., D. Italiano, E. Spina, C. Cricelli, F. Lapi, S. Pecchioli, G. Gambassi, and G. Trifirò. 2014. "Changes in the prescribing pattern of antidepressant drugs in elderly patients: an Italian, nationwide, population-based study." *European journal of clinical pharmacology* 70 (4): 469–478.
- Sundbom, L. T., K. Bingefors, K. Hedborg, and D. Isacson. 2017. "Are men under-treated and women over-treated with antidepressants? Findings from a cross-sectional survey in Sweden." *BJPsych bulletin* 41 (3): 145–150.
- Svensson, S. A., T. M. Hedenrud, and S. M. Wallerstedt. 2019. "Attitudes and behaviour towards psychotropic drug prescribing in Swedish primary care: a questionnaire study." *BMC family practice* 20 (1): 1–9.
- Tobin, H., G. Bury, and W. Cullen. 2020. "Mental illness in primary care: a narrative review of patient, GP and population factors that affect prescribing rates." *Irish Journal of Psychological Medicine* 37 (1): 59–66.
- Verhaak, P. F., D. de Beurs, and P. Spreeuwenberg. 2019. "What proportion of initially prescribed antidepressants is still being prescribed chronically after 5 years in general practice? A longitudinal cohort analysis." *BMJ open* 9 (2): e024051.
- Xu, L., X. Lv, H. Wang, Q. Liu, S. Zhou, S. Gao, X. Yu, S. Deng, S. Wang, Z. Chang, et al. 2021. "Trends in Psychotropic Medication Prescriptions in Urban China From 2013 to 2017: National Population-Based Study." *Frontiers in psychiatry*, 1472. <https://doi.org/10.3389/fpsyt.2021.727453>.
- Zangani, C., B. Giordano, H.-C. Stein, S. Bonora, A. D'Agostino, and E. G. Ostinelli. 2021. "Efficacy of amisulpride for depressive symptoms in individuals with mental disorders: A systematic review and meta-analysis." *Human Psychopharmacology: Clinical and Experimental* 36 (6): e2801.