

1 **Title:**

2 Development and Validation of the Cannabis Exposure in Pregnancy Tool (CEPT)

3

4 Kathleen H. Chaput PhD<sup>1,2</sup>, Carly A. McMorris PhD<sup>3</sup>, Amy Metcalfe PhD<sup>1,2</sup> Catherine Ringham

5 PhD, Stephen Wood MD<sup>1</sup>, Deborah McNeil PhD<sup>2,4</sup>, Shaelen Konschuh MSc<sup>6</sup>, Laura Sycuro PhD<sup>1,6</sup>,

6 Sheila W. McDonald PhD<sup>2,5</sup>

7

8 1. Department of Obstetrics and Gynecology, Cumming School of Medicine, University of

9 Calgary

10 2. Department of Community Health Sciences, Cumming School of Medicine University of

11 Calgary

12 3. Werklund School of Education, School and Child Psychology, University of Calgary

13 4. Maternal Newborn Child and youth Strategic Clinical Network, Alberta Health Services

14 5. Research and Innovation Population, Public, and Indigenous Health, Alberta Health Services

15 6. Department of Microbiology, Immunology and Infectious Diseases, Cumming School of

16 Medicine, University of Calgary

17

18 **Correspondence:**

19 Kathleen H. Chaput

20 1403 29 Street NW

21 Calgary, Alberta, T2N 2T9

22 Phone: 1-403-944-4009; email:khchaput@ucalgary.ca

23

24 **Funding statement:** This project was funded by a competitive research grant from the Alberta

25 Children's Hospital Research Institute, University of Calgary.

26 **Competing interests:** No Authors have competing interests to declare.

27 **Word count: 3011**

28 **Abstract: (248 words)**

29 **Background:** Evidence of associations between prenatal cannabis use (PCU) and maternal and  
30 infant health outcomes remains conflicting amid broad legalization of cannabis across Canada  
31 and 40 American states. A critical limitation of existing evidence lies in the non-standardized  
32 and crude measurement of PCU, resulting in high risk of misclassification bias. We developed a  
33 standardized tool to comprehensively measure prenatal cannabis use in pregnant populations  
34 for research purposes.

35 **Methods:** We conducted a patient-oriented tool development and validation study using a  
36 bias-minimizing process. Following an environmental scan and critical appraisal of existing  
37 prenatal substance use tools, we recruited pregnant participants via targeted social media  
38 advertising and obstetric clinics in Alberta, Canada. We conducted individual in-depth  
39 interviews and cognitive interviewing in separate sub-samples, to develop and refine our tool.  
40 We assessed convergent and discriminant validity internal consistency and 3-month test-retest  
41 reliability, and validated the tool externally against urine THC bioassay.

42 **Results:** 254 pregnant women participated. The 9-item Cannabis Exposure in Pregnancy Tool  
43 (CEPT) had excellent discriminant (Cohen's kappa=-0.27-0.15) and convergent (Cohen's  
44 kappa=0.72-1.0) validity; as well as high internal consistency (Chronbach's alpha = 0.92), and  
45 very good test-retest reliability (weighted Kappa=0.92, 95% C.I. [0.86-0.97]). The CEPT is valid  
46 against urine THC bioassay (sensitivity=100%, specificity=77%).

47 **Interpretation:** The CEPT is a novel, valid and reliable measure of frequency, timing, dose, and  
48 mode of PCU, in a contemporary sample of pregnant women. Using CEPT (compared to non-

49 standardized tools) can improve measurement accuracy, and thus the quality of PCU and  
50 maternal and child health research.

51

52

53 **Background:**

54 Admist a backdrop of cannabis legalization, prenatal cannabis use (PCU) is rising (1,2). Despite  
55 recent studies showing associations between PCU and adverse maternal, infant, and child  
56 outcomes (3–6), the evidence remains conflicting (7–12). A critical limitation of published  
57 studies is a high risk of misclassification bias resulting from a lack of standardized measurement  
58 of PCU across adequate domains, including frequency, dose, modes, timing of use in pregnancy,  
59 and second-hand smoke and vapour. There is an urgent need for high-quality cannabis-related  
60 health research, and pregnant individuals and infants have been identified as priority  
61 populations (9,10,13). Improved measurement of PCU in research is a key component to  
62 improving the quality of the evidence.

63  
64 Current PCU measurement options available for research include administrative data collected  
65 during routine prenatal care, substance use disorder (SUD) screening tools, non-validated  
66 questionnaires, and biological tests. Administrative data is problematic for research use  
67 because pregnant people are known to under-report prenatal substance use to physicians  
68 (14,15). Further, PCU screening is not standardized practice, occurs variably, and is seen as low-  
69 priority for the majority of obstetricians (16). While Canadian studies using administrative data  
70 have reported PCU prevalence between 2% and 3% (2–4), emerging evidence from an  
71 *anonymous* population-based survey indicates an 11% prevalence of PCU (17). In a US study  
72 only 36% of women with cannabis-positive urine tests had reported their use to a care provider  
73 (18), indicating that the majority of prenatal cannabis users may be misclassified in  
74 administrative data studies.

75           While self-administered research questionnaires can garner more accurate reporting of  
76 substance (e.g. alcohol) use in pregnancy than screening in clinical settings (19,20), non-  
77 standardized survey questions have limited utility for measurement of PCU, as they can  
78 unintentionally convey perceived bias against PCU. They often identify cannabis as an illicit drug  
79 and do not differentiate between medicinal and recreational use, which contradicts social  
80 perception and may increase response bias (18,21). Survey questions are problematic for  
81 studying nuanced associations with maternal and infant health outcomes due to inconsistent  
82 assessment of frequency and timing of use, including changing patterns through pregnancy,  
83 and often lack dose measurement, or use subjective dose-terminology (9,10,22–28). Further,  
84 most lack measurement of potentially important consumption modes aside from smoking  
85 (vapourized, edible, topical, second-hand)(22–24). Standardized SUD screening tools aim to  
86 detect a diagnosable SUD, and do not measure patterns PCU throughout pregnancy (29). Many  
87 screen for alcohol misuse alone (30–33), or combine all drugs into a single category (29)  
88 preventing the separate evaluation of cannabis-related health outcomes. Biological  
89 (urine/blood/saliva) cannabis-screener exist, but are limited to detection within 1-5 weeks of  
90 use, depending on individual metabolism and test cut-off levels (34–38). Biological samples are  
91 also resource-intensive and stigmatizing to collect, limiting their utility for prospective research.

92           Our study developed and validated a novel PCU measurement tool, that addresses the  
93 limitations of current measurement methods, using a patient-oriented approach to identify  
94 patient-perceived stigma, and reduce perceived sources of response bias, using a six-step, peer-  
95 reviewed process (39).

96

97 **Methods:**

98 We recruited pregnant, past- and current-cannabis users and non-users, between 08/2019 and  
99 04/2020 for the mixed-methods tool development phase and an external validation cohort  
100 between 04/2022 and 12/2022. We used social media advertising targeted to women aged 18-  
101 45 years, residing in Alberta, with listed interests or group memberships related to pregnancy,  
102 parenting, and/or cannabis, and posted gender-neutral recruitment ads in an online trans-  
103 gender parent support group. Study recruitment letters were also mailed to patients who  
104 visited Alberta Health Services (AHS) clinics for pregnancy-related care in the preceding six  
105 months, identified using pregnancy-related codes in the National Ambulatory Care Reporting  
106 System (NACRS)(Appendix A). We included participants meeting target criteria who were <36  
107 weeks' gestation at intake. Our target development sample size of 150 participants was  
108 sufficient to detect a Cronbach's alpha of  $\geq 0.9$ , with 95% confidence for test-retest reliability on  
109 a tool that contains up to 15 items (39), and our external convenience sample of 85 participants  
110 was feasible for conducting urine THC bioassays with available resources. This study was  
111 approved by the Conjoint Health Research Ethics Board at the University of Calgary (REB19-  
112 0670), and written informed consent was obtained from all participants.

113 *Step 1 Qualitative Interviews:* We conducted *individual in-depth interviews* with 10 regular and  
114 occasional cannabis users, and non-users, purposively selected from the full sample (Figure 1).  
115 Two research assistants with qualitative interview training conducted telephone interviews at a  
116 time chosen by the participant, about views and experiences with cannabis use in general, and  
117 during pregnancy. Prior to interviews, research staff contacted participants twice to discuss  
118 study details, including confidentiality, and establish a trusting relationship, by disclosing their

119 own connections to the study topic, emphasizing a non-judgmental approach, and  
120 acknowledging all experiences shared were important. We recorded and transcribed interviews  
121 verbatim, and used deductive thematic analysis to extract pre-determined themes of: language  
122 around cannabis and its use; perceptions of stigma and judgement, and their relationships to  
123 truthful disclosure of use; patterns of use in pregnancy (timing, frequency of use, typical dose);  
124 motivations for use; and forms of cannabis used. Two team members experienced in qualitative  
125 methods coded salient content that corresponded to the pre-determined themes, collapsed  
126 codes into broader themes using constant comparison technique, discussion and consensus.  
127 Themes were then reported back to the qualitative participants via email for member-checking  
128 of the relevance and appropriateness to ensure truth value.

129 *Step 2 Devising Items:* We devised items, including wording, to draft the tool based on  
130 strengths and shortcomings identified in existing SUD tools and published survey questions  
131 (Table 1), and on themes identified from interviews. We eliminated double-barreled questions,  
132 ambiguous wording and ensured a 6th grade reading level.

133 *Step 3 Cognitive interviewing and bias reduction:* Schwartz and Oyserman (40) propose five  
134 stages of cognition required to accurately self-report behaviour, each of which are susceptible  
135 to bias: 1. question understanding, 2. recalling relevant behaviour, 3. inference & estimation, 4.  
136 mapping answer onto response options, and 5. answer editing. To identify points of bias at all  
137 five stages of cognition, we conducted individual *cognitive interviews* with an additional sub-  
138 sample of participants from the full sample, in which respondents were asked to think aloud,  
139 and share impressions, understanding, and reasoning related to each of the five stages of  
140 cognition, as we administered the newly developed tool (41). We iteratively revised items



141 according to participant feedback prior to each subsequent interview, until no new suggestions  
142 for revision were made in two consecutive interviews (after interview 17).

143 *Step 4 Content Validation:* We then formatted the refined items into the CEPT online tool,  
144 compared to our critical appraisal of existing tools to ensure it captured all domains of  
145 measurement that are critical to prospective research cannabis in pregnancy, including timing,  
146 multiple modes of consumption, dose per use and frequency of use.

147 *Step 5 Convergent and Discriminant Validation:* We then administered the finalized CEPT, along  
148 with the SURP-P(42) and 4Ps+ (30) SUD screening tools via electronic questionnaire, to our  
149 remaining sample of 150 women. We measured concurrent validity of CEPT responses against  
150 detailed cannabis use information revealed during the interviews using Cohen's weighted  
151 kappa. There is strong evidence that a high degree of truth value can be achieved with rigorous  
152 qualitative interview techniques.(43) We assessed discriminant validity of CEPT responses  
153 against SURP-P and 4Ps+ tools using Cohen's kappa. We calculated internal consistency on all  
154 CEPT cannabis consumption items using Chronbach's alpha, acknowledging that it measures  
155 multiple constructs of cannabis exposure (i.e. any use, frequency, timing, dose, mode and  
156 reasons), rather than a single construct. However, we anticipated internal consistency among  
157 the CEPT items, as a person indicating use should have non-zero responses for dose, mode  
158 frequency and reasons for use. We then re-administered the tool to all development-phase  
159 participants (n=150) 3 months later to assess test-retest reliability using a weighted Cohen's  
160 kappa (Figure 1).

161 *Step 6 External validation:* In an additional external sample of 84 pregnant participants, we  
162 validated CEPT responses against urine bioassay measurements of 11-nor-9-carboxy- $\Delta^9$ -THC,

163 the most abundant THC metabolite (Figure 2). Participants provided urine samples in sterile  
164 collection containers that were shipped frozen to our laboratory by pre-paid courier for  
165 analysis, within 24 hours of completing an online questionnaire including the CEPT. We stored  
166 samples at -80°C until analysis. 2ml aliquots were taken from thawed samples, centrifuged and  
167 diluted (10x) with ultrapure water and assayed in duplicate using a 96-strip-well, THC  
168 Metabolite ELISA Kit (catalogue # 701570, Cayman Chemicals<sup>TM</sup>, United States of America)  
169 according to manufacturer's protocol. No freeze-thaw cycles were allowed, and the lowest  
170 threshold of THC positivity detectable by the kits (0.072ng/ml) was used to classify those with  
171 PCU versus those without.

## 172 **Results:**

173 Our sample included 254 pregnant past, current, and non-consumers of cannabis, 170 in the  
174 development phase and 84 in the external validation cohort. Specific sub-samples participated  
175 in various steps (Figures 1,2). Table 2 summarizes participant characteristics at enrollment.  
176 Other sociodemographic characteristics of our sample were similar to the overall maternal  
177 population in Canada (44–46). (Fig. 3)

## 178 **Qualitative interviews:**

179 We completed qualitative data collection after 10 interviews, when we reached thematic  
180 saturation (no new themes emerged). Summaries of deductive themes and illustrative quotes  
181 are presented in Table 3. Interviews informed bias-minimizing language and wording, tool  
182 structure, and appropriate response options for frequency dose and reasons for use. Themes  
183 drove the terminology and language used in the tool preamble and questions, guided tool  
184 structuring including inclusion of specific items (e.g. reasons for use) and response options, and

185 determined the method of dose measurement. While legalization was perceived to have  
186 reduced stigma around cannabis use in general, perceptions of stigma against prenatal use  
187 were prevalent and thus important for consideration to encourage accurate disclosure. Several  
188 participants noted that including a response option to disclose cannabis consumption that  
189 occurred only prior to pregnancy recognition was crucial, and noted if this option was not  
190 present, they would not report use, even if they had consumed cannabis prior to pregnancy  
191 recognition. A challenging aspect of cannabis consumption measurement is identifying dose. IDI  
192 results identified a reliable method of quantifying approximate dose per use (i.e. comparing  
193 amounts to common objects, like food items or coins). Approximate THC/CBD content can be  
194 inferred based on mean THC content of dried cannabis available on the contemporary market  
195 (24%)(47), or the labeled concentration of products as reported by participants.(Supplementary  
196 file 2)

### 197 **Cognitive interviews:**

198 We completed cognitive interviews with a separate sub-sample of 17 participants to assess and  
199 minimize points of bias through participant-led refinement (Figure 4). This resulted in 9  
200 sequential iterations of our initial draft tool. Perceived sources of bias at all five stages of  
201 cognition were identified, and changes made based on participant feedback.

202 *Question understanding:* Most draft-tool questions were well understood; however, some  
203 changes were made to improve clarity.

204 *Recalling relevant behaviour:* All participants indicated they were accurately able to recall  
205 details of first-hand cannabis consumption, including frequency, trimester of consumption,  
206 reasons, modes, and amounts per use. Nearly all participants (93%) indicated they were able to

207 accurately recall the details of second-hand cannabis smoke or vapour exposure, aside from  
208 brief outdoor exposures. We amended the second-hand exposure question to include exposure  
209 while in the same room as the user.

210 *Inference & estimation:* Participants did not express concerns about inference or estimation on  
211 items measuring any consumption/exposure, or frequency, timing or reasons for use. Dose  
212 questions were adjusted to address perceived ambiguity and aid with estimation (Figure 4).

213 *Mapping answers onto response options:* Several participants noted problems with initial dose-  
214 per-use options, increments for some product types were deemed too large for use in  
215 pregnancy, and we refined categories to align with appropriate ranges and increments.

216 *Answer editing:* No participants expressed the need to edit responses once the above  
217 clarifications and response-option edits had been made. Participants agreed the tool was non-  
218 judgemental, appropriate, and acceptable to them in pregnancy, and that it would elicit truthful  
219 responses, confirming face and content validity from the participant perspective.

220 The final CEPT has 9 items measuring weeks of gestation, second-hand exposure, partner use,  
221 trimester(s) of use, frequency, reasons, modes of consumption, and dose per use for each  
222 mode indicated. Frequency, reasons, modes, and dose items repeat for each trimester of use  
223 indicated. (Appendix A)

224 ***Validity and reliability:***

225 Concurrent validity was excellent, with agreement between IDI participant CEPT responses and  
226 use reported in IDIs, ranging from 80% to 100%, and kappa values ranging from substantial  
227 (0.72) to perfect (1.0) (49) (Table 4). The timing of use construct showed the lowest level of  
228 agreement, which was expected. Use will be reported in more trimesters as a pregnancy

229 progresses. A greater proportion of participants (40%) reported third-trimester use on the  
230 online CEPT, compared with IDIs (30%), which occurred 5-6 weeks prior. Discriminant validation  
231 indicated poor agreement between two pregnancy SUD screening tools (5ps and the SURP-  
232 p)(33), with weighted Kappa values ranging from -0.31 to 0.36 indicating that the CEPT  
233 measures different constructs from those on the existing tools. (Table 5)  
234 Reliability testing showed excellent internal consistency (Chronbach's  $\alpha=0.92$ ) and  
235 substantial to near-perfect Kappa values (0.71-0.99) for test-retest reliability (Table 6). Although  
236 some patterns of use may be expected to change throughout pregnancy, the strong agreement  
237 between early and late pregnancy responses on the CEPT support that recall of cannabis  
238 consumption using this tool is reliable up to delivery.  
239 CEPT-reported cannabis use was valid against urine-THC bioassay with 100% sensitivity, and  
240 77% specificity, indicating that it has promise as an improved measure of PCU for research  
241 purposes (Table 7). All participants with positive urine bioassay disclosed cannabis use within 1  
242 week of the urine sample being collected, indicating that the time elapsed since last use was  
243 the main driver of lower specificity.

#### 244 **Interpretation:**

245 The CEPT addresses the measurement limitations faced by previously published studies of PCU  
246 and maternal and infant health, which are highly susceptible to misclassification bias, have  
247 inconsistent findings, and are rated moderate at best by the US National Academies of Science  
248 Engineering and Medicine(10,50). It offers researchers a measurement option with strong  
249 validity and reliability, that accounts for frequency, modes, reasons and estimated dose-per-  
250 use, separately measures CBD and THC, and allows repeated measures per trimester to capture

251 changing patterns of PCU. It also measures frequency and timing of second-hand exposure, in  
252 addition to partner's cannabis use. The CEPT thus enables more complete picture of exposure  
253 over pregnancy than currently published studies have been able to capture. The patient-  
254 oriented methods we used are a strength; qualitative interviews can reveal aspects of health  
255 behaviour that contrast with the researcher's underlying assumptions, that can interfere with  
256 the five stages of cognition leading to biased response (39,40). Prenatal alcohol use studies  
257 indicate that non-disclosure bias for prenatal substance use varies according to participant  
258 perceptions, and that question wording and structure informed by patient-oriented designs can  
259 improve validity (20,51). Further, the language, tone, and perceived intent of the tool are  
260 critical to non-biased response. Our qualitative interviews guided us in reducing perceived  
261 judgemental or stigmatizing language in our tool. The cognitive interviews further reduced  
262 sources of bias. While we may never be able to completely eliminate PCU reporting bias our  
263 patient-oriented development process was chosen because it is crucial for minimising perceived  
264 stigma, and ensuring a much lower probability of bias than the methods of measurement used  
265 in previous studies, including self-selection for biological samples, which do not allow the  
266 participant to explain their reasons for use, nor to judge the researchers' motivations.  
267 Although there remains no feasible gold-standard measure of prenatal cannabis consumption  
268 across the entire gestational period, the CEPT represents a useful tool for researchers to  
269 augment the quality and expand the scope of longitudinal research into the health outcomes  
270 associated with prenatal cannabis exposure. Our results support that it minimizes self-report  
271 bias, and its nuanced measurement of multiple dimensions of cannabis consumption may also  
272 reduce misclassification of very low exposures, allow for assessment of potential dose-response

273 relationships, and enable the identification of critical windows of fetal exposure in future

274 studies, that were not possible with previous crude measures.

275 *Limitations:* The CEPT is designed to measure behaviours over pregnancy, rather than to detect

276 a condition or health state. Where medical screening tools can be validated against diagnostic

277 tests or interview, validating a measure of behaviour is more complex. A limitation of our study

278 is the lack of a true gold-standard measure of PCU for validation, which was financially

279 infeasible for this study, as it requires multiple bioassays of at least weekly serial urine samples

280 throughout gestation. However, we have preliminarily validated CEPT responses against a

281 biological reference-standard, showing excellent sensitivity and high specificity. While we could

282 not attain a true biological gold-standard in our study, the validation we conducted against

283 single bioassays, and in-depth qualitative interviews remains rigorous. Biological levels of THC

284 metabolite cannot be falsified, and the qualitative methods we employed result in high

285 credibility and truth-value for qualitative results (57). Further, interviews allowed for

286 comparison of binary cannabis use as well as PCU patterns (modes, frequency, timing) that

287 cannot be validated with a biological test. Although our study sample was adequate to detect a

288 Cronbach's alpha of  $\geq 0.9$  on a tool with up to 15 items, we acknowledge that our external

289 bioassay validation sample (n=84) was small. Future validation studies should include larger

290 samples to confirm findings. It is also important to note that our tool and the validation

291 conducted are limited to English-speaking individuals, and translations will require further

292 validation.

293 **Conclusion:**

294 PCU and its associated health outcomes have been identified as priorities for research in  
295 Canada and the U.S. following cannabis legalization (9). We recommend the CEPT as a rigorous,  
296 feasible, patient-oriented health research tool for measuring PCU. The use of the CEPT as a  
297 standardized measure of PCU in future studies can contribute substantial new knowledge about  
298 the implications of timing, dose, frequency, and modes of exposure for maternal, fetal, infant  
299 and child health, accounting for varying patterns of consumption and the strength and diversity  
300 of cannabis products available on the contemporary legal market. The CEPT has the potential to  
301 significantly improve measurement accuracy and thus the quality of research in this area, which  
302 can in turn inform evidence-based education, prevention and health policy to mitigate potential  
303 health risks.

304

305 Data sharing: Quantitative data can be made available in accordance with the ethics approval  
306 for the study, on reasonable request to the corresponding author.

307



308 *Table 1: Measurement domains of existing prenatal cannabis measurement options*

<i>Includes measure of:</i>	<b>4ps</b>	<b>4ps+</b>	<b>WIDUS</b>	<b>CRAFFT</b>	<b>SURP-P</b>	<b>StatsCan</b>	<b>Generation-R</b>	<b>NSDUH</b>
<i>Cannabis separately</i>	no	no	no	yes	yes	yes	yes	yes
<i>Use in pregnancy</i>	no	yes	no	No	no	no	yes	*indirect
<i>Frequency of use</i>	no	no	no	no	no	yes	yes	yes
<i>Timing of use in pregnancy</i>	no	no	no	no	no	no	1 <sup>st</sup> trimester & pre-preg.	*indirect
<i>Dose</i>	no	no	no	no	no	yes	no	no
<i>Mode of consumption</i>	no	no	no	no	no	yes	no	no
<i>Medicinal vs. recreational use</i>	no	no	no	no	no	yes	no	no
<i>Time-span covered</i>	Past ever	Past month	Past ever	Past 12 months	Past ever	Past 3 months	Pre-pregnancy, First trimester	Past 3 mos.
<i>Second-hand exposure/partner use</i>	yes	yes	yes	no	yes	no	yes	no
<i>Reference</i>	(29)	(30)	(31)	(32)	(33)	(44)	(5)	(50)

309 *4Ps=Parent drug problem, Partner drug problem, Past use of substance*

310 *4Ps+= Parent drug problem, Partner drug problem, Past use of substance, Pregnancy use*

311 *WIDUS= Wayne Indirect Drug Use screener; CRAFFT = Car, Relax, Alone, Forget, Friends, Trouble;*

312 *SURPP= substance use risk in pregnancy profile; NSDUH = National Survey on Drug Use and*

313 *Health; StatsCan = Statistics Canada \* specific date can be cross-referenced with pregnancy*

314 *information if provided*

315

316

317

318

319

320

Variable	Development sample (N=170)		External Validation Sample (N=84)	
	Proportion % (n)	95% Confidence Interval	Proportion % (n)	95% Confidence Interval
<b>Parity</b>				
nulliparous	63 (107)	54.9 – 70.1	63(52)	53-72
multiparous	37 (63)	29 - 45	37 (29)	28-47
<b>Maternal Age</b>				
<35	81 (137)	*	67(56)	57-77
≥35	19(33)	*	32(26)	23-43
<b>Female gender</b>	100 (170)		100 (84)	
<b>Ethnicity</b>				
Caucasian	84.1 (23)	77 - 89	79(64)	69-87
Non-Caucasian	15.9 (121)	11 - 22	21(17)	13-31
<b>Home ownership</b>				
Owns home	52 (88)	42 - 58	64(52)	55-73
Rent/other	48 (82)	41 - 57	35(29)	27-45
<b>Marital Status</b>				
Married/common-law	78 (133)	77 - 79	89(75)	82-95
other	22 (38)	18 - 26	11(9)	4-17
<b>Annual Household Income</b>				
< \$60,000	59	52 - 67	12(10)	7-20
\$60,000 or more	41	33 - 48	88(74)	80-93
	<b>Mean</b>	<b>Range</b>	<b>Mean</b>	<b>Range</b>
<b>Gestational age</b>	27 weeks	8-36 weeks	25 weeks	10-41 weeks
<b>Maternal age</b>	*	*	32.4 years	21-42 years

321 Table 2: Participant Characteristics at Enrollment

322 \*age only available categorically

323

324

325 Table 3: Deductive themes and illustrative quotes (n=10)

<b>Theme 1 - Language/ wording:</b> Participants indicated that non-judgemental wording around cannabis use as well as specific terms and context affected their choice to disclose their cannabis use while pregnant.	
	“... say “cannabis” instead of marijuana, because I think of marijuana only being the plant... not edibles, or cbd and lip balm, or whatever.”
	“Why you want to know is important. I would be way more up-front if I know it’s for research, than like, if they want to know at the hospital...”
	“If someone sounds judgmental, that would make me not want to discuss it. If it’s something that it’s clear that they’re open to it, ... I would be like, yeah, here’s how I take it and why.”
	“I wouldn’t say ‘use’, I would say ‘consume’. [use] has a bit of a negative to it.”
	“[marijuana] sometimes has a negative connotation, like it’s a drug, but cannabis is more ... like it’s natural.”

<b>Theme 2a) Tool structure - General:</b> The need for non-judgemental wording, and for cannabis to be treated separately from other substances on a questionnaire were identified as essential to avoid biased responses.	
	“Say something at the beginning to make it clear that you’re not judging. If it sounds judgmental, or like, if I think you’re asking me so you can lecture me ... someone’s judging me for using it, I wouldn’t answer.”
	“I feel like if doctors were a little non-judgmental and a little less biased, then it would create some more honesty.”
	“If it’s lumped in with, you know, smoking, then drinking, then marijuana, then ... heroin and cocaine, that just gives it a real negative tone... like, it’s worse than alcohol, and almost as bad as heroin... I wouldn’t be answering, really, if it’s like that.”
	“it makes more sense to me to have it with... supplements, or alternative therapies.”
<b>Theme 2b) Tool structure - Response options:</b> Allowing participants to indicate their reasons for consuming cannabis in pregnancy (which were predominantly reported as medicinal), was perceived as a key factor for encouraging honest disclosure. A response option indicating that use only took place prior to pregnancy recognition was also seen as essential to unbiased reporting.	
	“I believe the stigma has died a lot. But there is still a big stigma with pregnancy for some people.”
	“Especially in the first pregnancy women feel a lot more judged.”
	“I don't believe it should be used in pregnancy to get stoned, or to get high. But I believe that if it's going to help with morning sickness, or relieve pain, or anything that you're going through that may cause you suffering or stress, I believe it safe to use...”
	“some people stop as soon as they find out [they’re pregnant], so you need to be able to say that.”
<b>Theme 3a) Patterns of use – Mode of consumption:</b> Participants indicated numerous modes of consumption (vapour, oral/edible, topical, cannabidiol (CBD)) with varying doses for each, and some perceived as safer in pregnancy than others, supporting the need for standardized measurement of consumption-routes beyond smoking.	
	“I would think that ingesting it... would be a lot safer [than smoking] because there's less transfer to the fetus.”
	“I think edibles and lotions and liquid CBD capsules even, they're most likely more safe to take during pregnancy considering just that you're taking out the smoking out of the equation”
	“I don't necessarily think that smoking it is the smartest.”
	“I mostly smoke, but I have drops and a lotion too.”
	“... for vaping it, [I] stick to three puffs maximum when it comes to THC products.”
	“Smoking does work quite quickly, especially for morning sickness. But a tincture can work...”
	“I consume CBD oil daily, as well as smoking [cannabis].”
<b>Theme 3b) Patterns of use – Frequency and Timing:</b> Participants consistently indicated their patterns of use changed during pregnancy to a more frequent consumption of smaller amounts, compared to their general use pre-pregnancy, indicating that tool response options need to include high frequencies (i.e. multiple times per day) and small dose-per-use categories, compared to existing survey questions.	
	“I use it different (sic) now that I’m pregnant... I have a quick drag whenever I need it, so 3 or 4 times a day sometimes, but just a tiny bit, instead of having a lot at once.”
	“... I resumed micro-dosing daily...”
	“I think asking about frequency makes sense - most people use it pretty regular (sic)”
<b>Theme 3b) Patterns of use – Dose:</b> Amounts of cannabis typically consumed at each sitting was discussed primarily in subjective terms (i.e. large, small), perceptions of which may vary considerably between consumers, and identifying the weights or exact doses used at each sitting was perceived as difficult or infeasible, particularly for dried cannabis. Comparison measures were preferred.	
	“I know how much I buy by weight, but I couldn’t tell you the grams I put in the pipe yesterday evening...”
	“With smoking it, it’s harder... like, a big joint for me might not be big for my sister.”
	“It’s easy if it’s an edible, because it tells you on the label...”

	“The THC oil that I have is 30 milligrams per mil, so that would work out to being about point three milligrams for point one or point two of a milliliter.”
	“Maybe start at half a milliliter, so that would be what? More like 10 milligrams, I guess, of the 40 milligram [per milliliter] stuff that I have.”
	“I would say the easiest way for people to say how much they smoke would be like a pea-sized amount, or a grape-size...compare it to something. Then you could figure out the grams from that. I don't know how many grams or milligrams I use every time.”
	“I might use a small dab like the size of a dime, or other times it might be like twice as much...”

326

327

328 Table 4: Concurrent validity of the CEPT vs. In-depth interview (n=10)

<b>Construct</b>	<b>Agreement</b>		<b>Kappa</b>	<b>Std. Error</b>	<b>P-Value</b>
	<i>actual</i>	<i>expected</i>			
<i>Any use in pregnancy</i>	100%	82%	1.00	0.31	>0.001
<i>Frequency of use</i>	90%	22%	0.87	0.16	>0.001
<i>Timing (trimester)</i>	80%	28%	0.72	0.19	>0.001
<i>Mode of consumption</i>	100%	22%	1.00	0.21	>0.001

329

330 Table 5: Discriminant validity of CEPT versus SUD screening tools (n=153)

<b>Screening Tool</b>	<b>CEPT Agreement</b>		<b>Kappa</b>	<b>Std. Error</b>	<b>P-Value</b>
	<i>actual</i>	<i>expected</i>			
<i>5Ps</i>	44.9%	45.1	-0.031	0.04	0.53
<i>SURP-P</i>	69.8%	52.3%	0.36	0.08	0.01

331 Legend: Compares positive SUD screening result with any PCU on CEPT

332 Table 6: Test-retest reliability of the CEPT - 3-month interval (n=153)

<b>Construct</b>	<b>Agreement</b>		<b>Kappa</b>	<b>Std. Error</b>	<b>P-Value</b>
	<i>actual</i>	<i>expected</i>			
<i>Any second-hand exposure</i>	92%	52%	0.83	0.08	>0.001
<i>Any use in pregnancy</i>	97%	51%	0.95	0.08	>0.001
<i>Frequency of use</i>	90%	28%	0.86	0.04	>0.001
<i>Timing (trimester)</i>	80%	32%	0.71	0.05	>0.001
<i>Mode of consumption</i>	99%	51%	0.97	0.08	>0.001

333

334

335 Table 7: External Validation

	<b>Bioassay +</b>	<b>Bioassay -</b>	<b>Total</b>
<i>CEPT use "yes"</i>	10	13	23
<i>CEPT use "no"</i>	0	61	61
<i>Total:</i>	10	74	84

	<b>Value</b>	<b>95% Confidence interval</b>
<i>Sensitivity</i>	100.0%	100.0% - 100.0%
<i>Specificity</i>	82.43%	74.29% 90.57%
<i>Positive predictive value</i>	43.48%	32.88% 54.08%
<i>Negative predictive value</i>	100%	100.0% - 100.0%

336

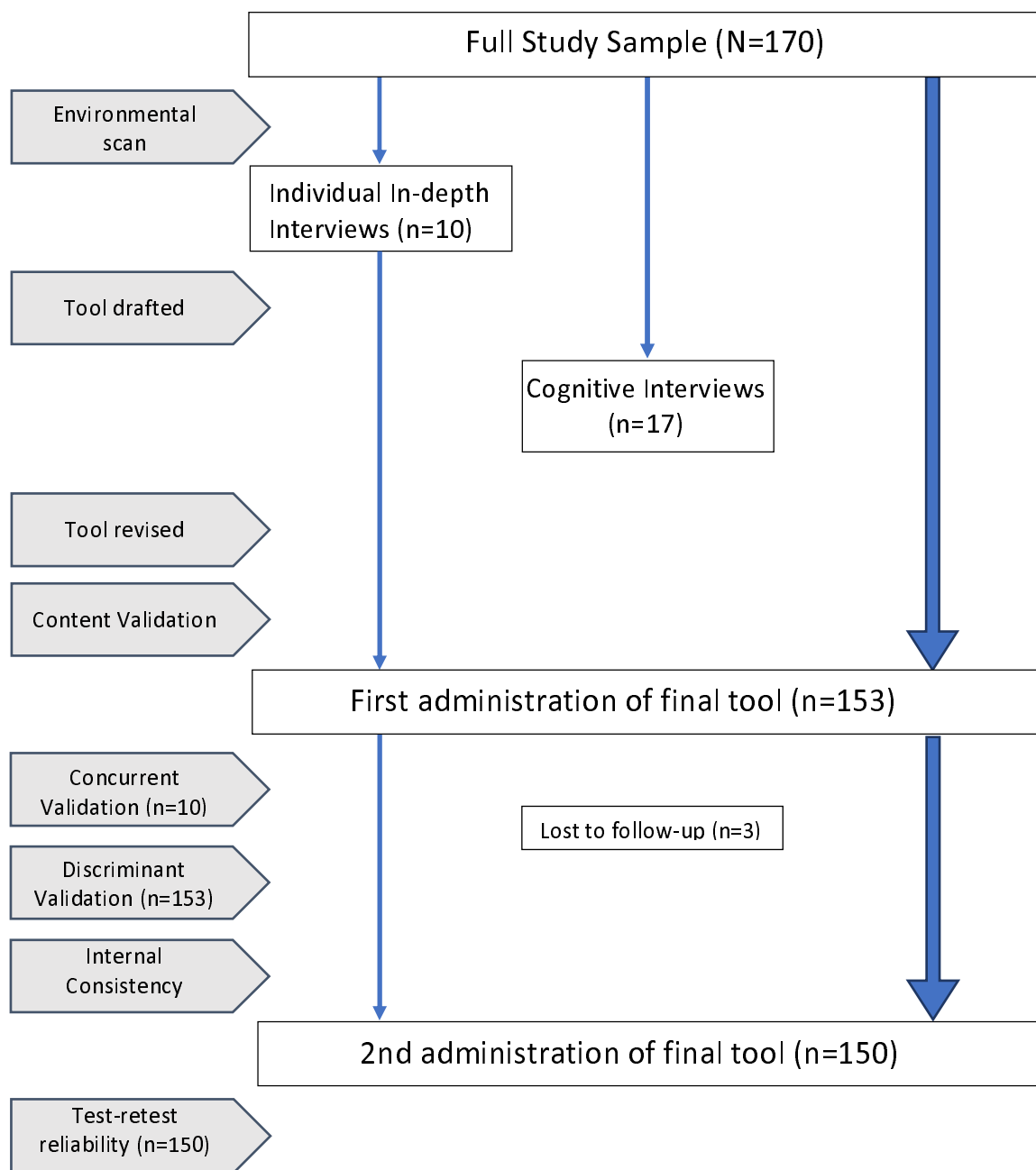
337

338

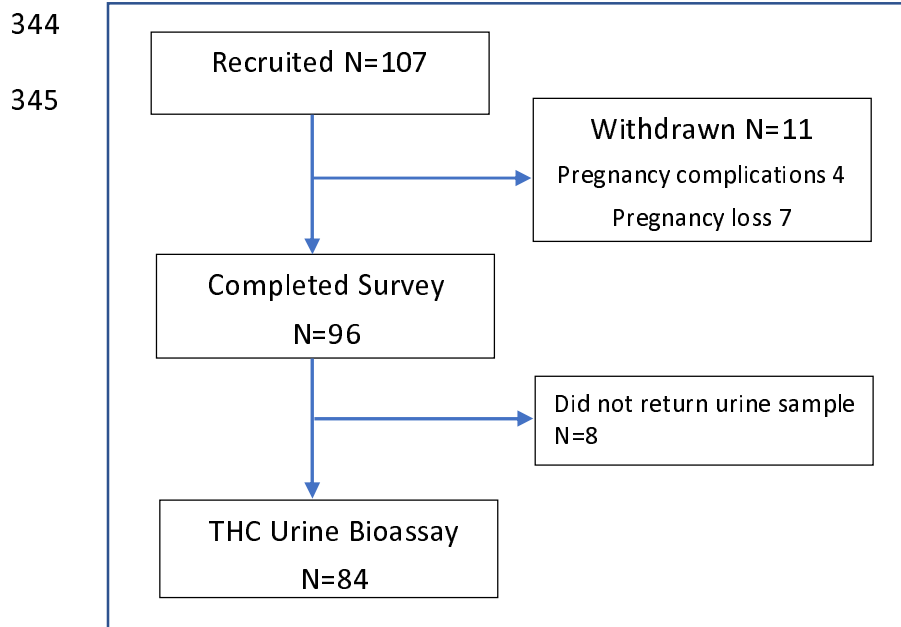
339

340  
341  
342

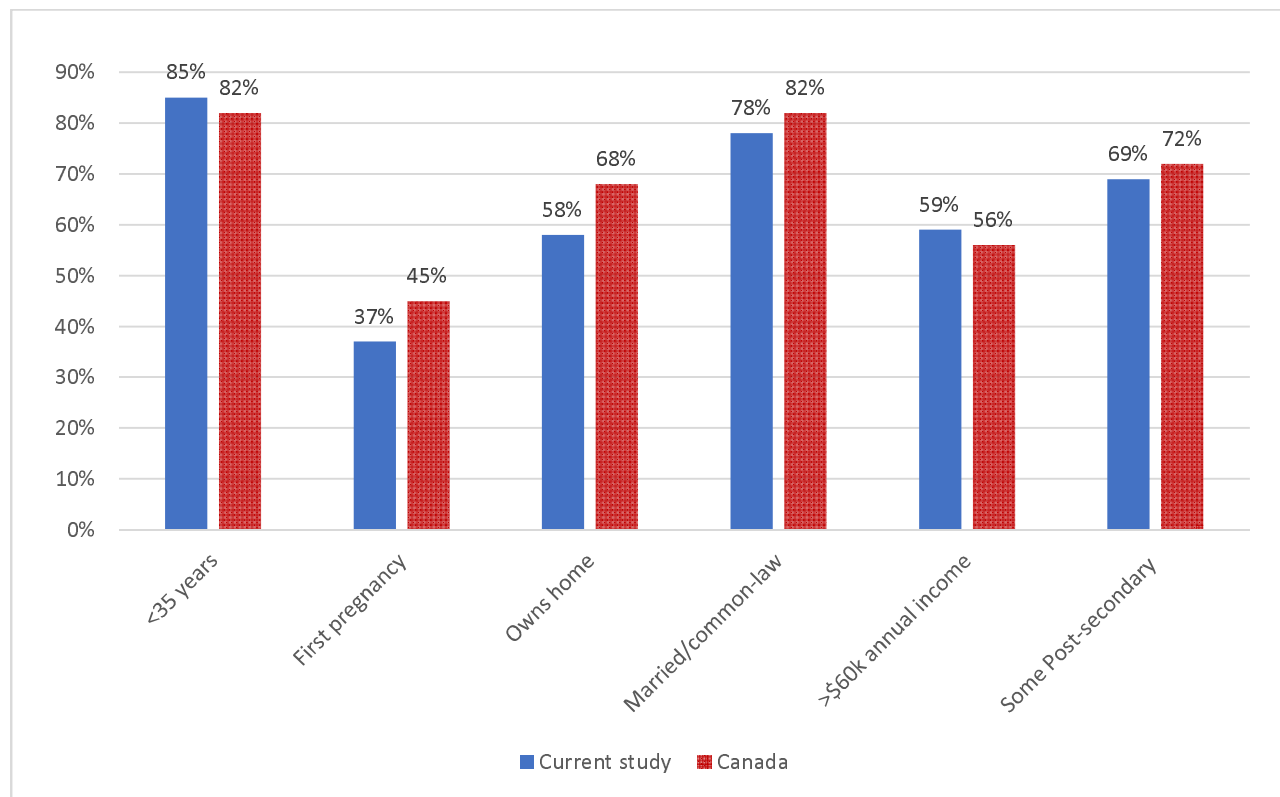
Figure 1: Study Flow Diagram: Development phase



343 **Figure 2: Study Flow Diagram – External Validation**



346 **Figure 3: Participant Characteristics Versus Maternal Population of Canada**



347

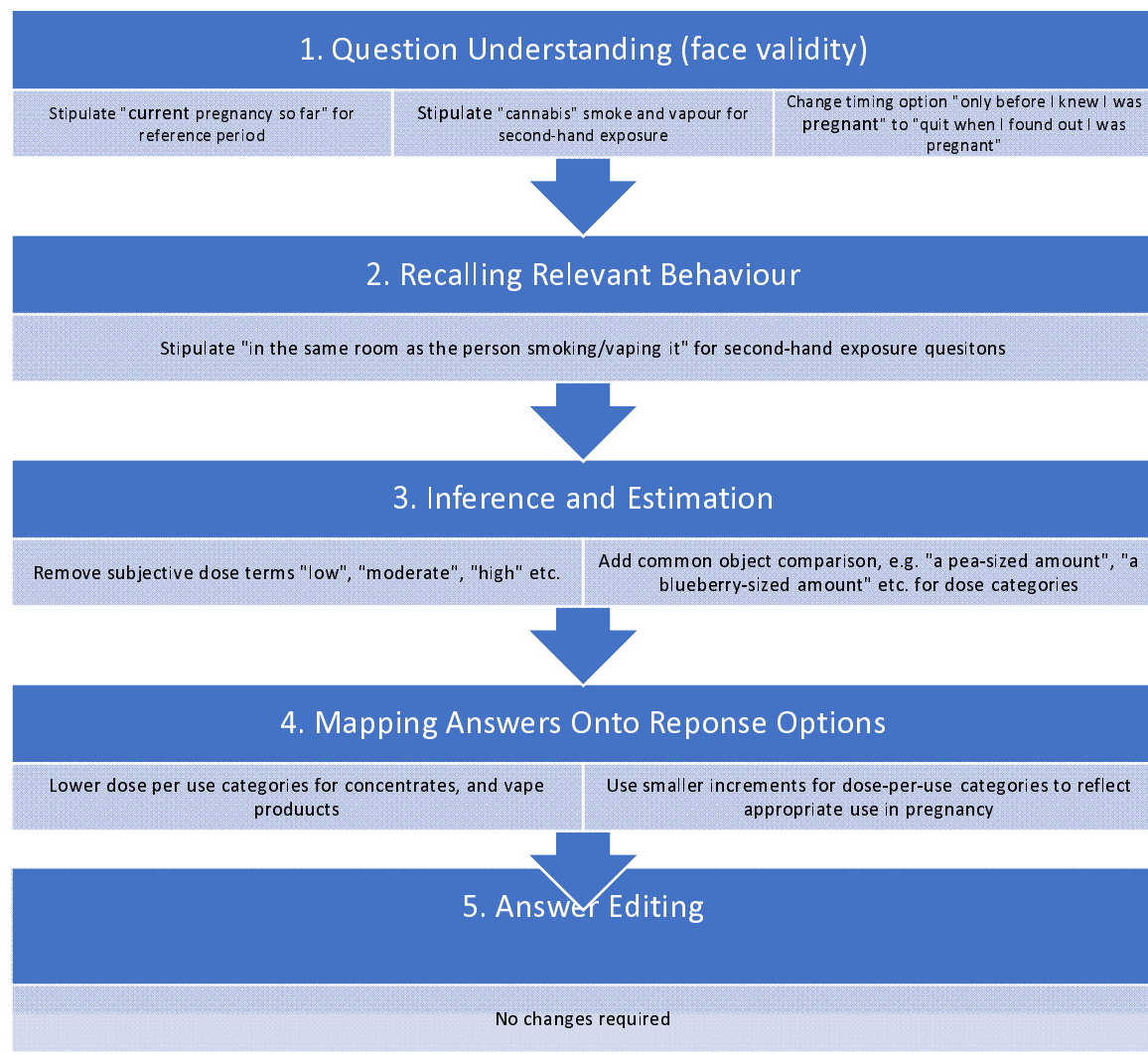
348

349



350 Figure 4: Cognitive Interviews - Bias reduction for the five stages of cognition

351 References:



352

353

- 354 1. Young-Wolff KC, Sarovar V, Tucker LY, Avalos LA, Alexeeff S, Conway A, et al. Trends in  
355 marijuana use among pregnant women with and without nausea and vomiting in  
356 pregnancy, 2009–2016. *Drug Alcohol Depend.* 2019;196:66–70.
- 357 2. Corsi DJ, Hsu H, Weiss D, Fell DB, Walker M. Trends and correlates of cannabis use in  
358 pregnancy: a population-based study in Ontario, Canada from 2012 to 2017. *Can J Public  
359 Heal Can Sante Publique.* 2018;Nov 1.
- 360 3. Luke S, Hutcheon J, Kendall T. Cannabis Use in Pregnancy in British Columbia and  
361 Selected Birth Outcomes. *J Obstet Gynaecol Canada.* 2019;
- 362 4. Corsi DJ, Walsh L, Weiss D, Hsu H, El-Chaar D, Hawken S, et al. Association between Self-  
363 reported Prenatal Cannabis Use and Maternal, Perinatal, and Neonatal Outcomes. *JAMA  
364 - J Am Med Assoc.* 2019;
- 365 5. El Marroun H, Tiemeier H, Steegers EAP, Jaddoe VW V, Hofman A, Verhulst FC, et al.  
366 Intrauterine Cannabis Exposure Affects Fetal Growth Trajectories: The Generation R  
367 Study. *J Am Acad Child Adolesc Psychiatry.* 2009;48(12):1173–81.
- 368 6. Marroun H El, Hudziak JJ, Tiemeier H, Creemers H, Steegers EAP, Jaddoe VWV, et al.  
369 Intrauterine cannabis exposure leads to more aggressive behavior and attention  
370 problems in 18-month-old girls. *Drug Alcohol Depend.* 2011;
- 371 7. Stickrath E. Marijuana Use in Pregnancy: An Updated Look at Marijuana Use and Its  
372 Impact on Pregnancy. *Clin Obstet Gynecol.* 2019;
- 373 8. Metz TD, Stickrath EH. Marijuana use in pregnancy and lactation: A review of the  
374 evidence. Vol. 213, *American Journal of Obstetrics and Gynecology.* 2015. p. 761–78.
- 375 9. Porath-Waller AJ. Clearing the Smoke on Cannabis Series: Maternal Cannabis Use during

- 376           Pregnancy. *Can Cent Subst Abus.* 2015;1–8.
- 377    10.    Board on Population Health and Public Health Practice, Health and Medicine Division,  
378           National Academies of Sciences Engineering and Medicine. *The Health Effects of*  
379           *Cannabis and Cannabinoids: The Current State of Evidence and Recommendations for*  
380           *Research [Internet]. The Health Effects of Cannabis and Cannabinoids: The Current State*  
381           *of Evidence and Recommendations for Research.* 2017. 440 p. Available from:  
382           <http://www.ncbi.nlm.nih.gov/pubmed/28182367>
- 383    11.    Torres CA, Medina-Kirchner C, O’Malley KY, Hart CL. Totality of the Evidence Suggests  
384           Prenatal Cannabis Exposure Does Not Lead to Cognitive Impairments: A Systematic and  
385           Critical Review. *Front Psychol.* 2020;
- 386    12.    Chaput KH, Lebel CA, McMorris CA. Commentary: Totality of the Evidence Suggests  
387           Prenatal Cannabis Exposure Does Not Lead to Cognitive Impairments: A Systematic and  
388           Critical Review. *Front Psychol.* 2020;tbd(e-pub).
- 389    13.    Center for Behavioral Health Statistics and Quality. *Results from the 2012 National*  
390           *Survey on Drug Use and Health.* 2013.
- 391    14.    Roberts SCM, Nuru-Jeter A. Women’s Perspectives on Screening for Alcohol and Drug  
392           Use in Prenatal Care. *Women’s Heal Issues.* 2010;20(3):193–200.
- 393    15.    Ernhart CB, Morrow-Tlucak M, Sokol RJ, Martier S. Underreporting of alcohol use in  
394           pregnancy. *Alcohol Clin Exp Res.* 1988;12(4):506–11.
- 395    16.    Holland CL, Nkumsah MA, Morrison P, Tarr JA, Rubio D, Rodriguez KL, et al. “Anything  
396           above marijuana takes priority”: Obstetric providers’ attitudes and counseling strategies  
397           regarding perinatal marijuana use. *Patient Educ Couns.* 2016;99(9):1446–51.

- 398 17. Kaarid KP, Vu N, Bartlett K, Patel T, Sharma S, Honor RD, et al. Assessing the prevalence  
399 and correlates of prenatal cannabis consumption in an urban Canadian population: a  
400 cross-sectional survey. *Can Med Assoc Open Access J [Internet]*. 2021;9(2):E703--E710.  
401 Available from: <https://www.cmajopen.ca/content/9/2/E703>
- 402 18. Chang JC, Holland CL, Tarr JA, Rubio D, Rodriguez KL, Kraemer KL, et al. Perinatal illicit  
403 drug and marijuana use: An observational study examining prevalence, screening, and  
404 disclosure. *Am J Heal Promot*. 2017;31(1):35–42.
- 405 19. Hannigan JH, Chiodo LM, Sokol RJ, Janisse J, Ager JW, Greenwald MK, et al. A 14-year  
406 retrospective maternal report of alcohol consumption in pregnancy predicts pregnancy  
407 and teen outcomes. *Alcohol*. 2010;44(7–8):583–94.
- 408 20. Chiodo LM, Sokol RJ, Delaney-Black V, Janisse J, Hannigan JH. Validity of the T-ACE in  
409 pregnancy in predicting child outcome and risk drinking. *Alcohol [Internet]*. 2010/01/06.  
410 2010;44(7–8):595–603. Available from: <https://pubmed.ncbi.nlm.nih.gov/20053522>
- 411 21. Rotermann M, Pagé MM. Prevalence and correlates of non-medical only compared to  
412 self-defined medical and non-medical cannabis use, Canada, 2015. *Heal Reports*.  
413 2018;29(7):3–13.
- 414 22. Singer LT, Arendt R, Fagan J, Minnes S, Salvator A, Bolek T, et al. Neonatal visual  
415 information processing in cocaine-exposed and non-exposed infants. *Infant Behav Dev*.  
416 1999;
- 417 23. Fried PA, Watkinson B. 36- and 48-month neurobehavioral follow-up of children  
418 prenatally exposed to marijuana, cigarettes, and alcohol. *J Dev Behav Pediatr*. 1990;
- 419 24. Day NL, Richardson GA, Goldschmidt L, Robles N, Taylor PM, Stoffer DS, et al. Effect of

- 420 prenatal marijuana exposure on the cognitive development of offspring at age three.
- 421 Neurotoxicol Teratol. 1994;
- 422 25. el Marroun H, Tiemeier H, Jaddoe VWV, Hofman A, Mackenbach JP, Steegers EAP, et al.
- 423 Demographic, emotional and social determinants of cannabis use in early pregnancy: The
- 424 Generation R study. Drug Alcohol Depend. 2008;
- 425 26. Office of Research and Surveillance. Canadian Tobacco Alcohol and Drugs (CTADS): 2015
- 426 summary [Internet]. CTADS 2015. 2017. Available from:
- 427 [https://www.canada.ca/en/health-canada/services/canadian-tobacco-alcohol-drugs-](https://www.canada.ca/en/health-canada/services/canadian-tobacco-alcohol-drugs-survey/2015-summary.html)
- 428 [survey/2015-summary.html](https://www.canada.ca/en/health-canada/services/canadian-tobacco-alcohol-drugs-survey/2015-summary.html)
- 429 27. Coleman-Cowger VH, Schauer GL, Peters EN. Marijuana and tobacco co-use among a
- 430 nationally representative sample of US pregnant and non-pregnant women: 2005–2014
- 431 National Survey on Drug Use and Health findings. Drug Alcohol Depend. 2017;177.
- 432 28. Leos-Toro C, Rynard V, Hammond D. Prevalence of problematic cannabis use in Canada:
- 433 Cross-sectional findings from the 2013 Canadian Tobacco, alcohol and drugs survey. Can
- 434 J Public Heal. 2017;108(5–6):e516–22.
- 435 29. Gotman N, Kershaw T, Rounsaville BJ, Forray A, Howell HB, Yonkers KA. Screening for
- 436 Prenatal Substance Use. Obstet Gynecol. 2010;116(4):827–33.
- 437 30. Chasnoff IJ, Wells AM, McGourty RF, Bailey LK. Validation of the 4P's Plus© screen for
- 438 substance use in pregnancy validation of the 4P's Plus. J Perinatol. 2007;27(12):744–8.
- 439 31. Ondersma SJ, Svikis DS, Lebreton JM, Streiner DL, Grekin ER, Lam PK, et al. Development
- 440 and preliminary validation of an indirect screener for drug use in the perinatal period.
- 441 Addiction. 2012;107(12):2099–106.

- 442 32. Harris SK, Knight JR, Van Hook S, Sherritt L, L Brooks T, Kulig JW, et al. Adolescent  
443 substance use screening in primary care: Validity of computer self-Administered versus  
444 clinician-Administered screening. *Subst Abus.* 2016;37(1):197–203.
- 445 33. Yonkers KA, Gotman N, Kershaw T, Forray A, Howell HB, Rounsaville BJ. Screening for  
446 prenatal substance use: Development of the substance use risk profile-pregnancy scale.  
447 *Obstet Gynecol.* 2010;116(4):827–33.
- 448 34. James WH, Moore DD. Examining the Relationship between Gender and Drug-Using  
449 Behaviors in Adolescents: The Use of Diagnostic Assessments and Biochemical Analyses  
450 of Urine Samples. *J Drug Educ.* 2005;29(3):235–49.
- 451 35. Mura P, Kintz P, Papet Y, Ruesch G, Piriou A. [Evaluation of six rapid tests for screening of  
452 cannabis in sweat, saliva and tears]. *Acta Clin Belg.* 1999;53 Suppl 1:35–8.
- 453 36. Pippins JR, Brawarsky P, Jackson RA, FuentesAfflick E, Haas JS. Association of  
454 Breastfeeding with Maternal Depressive Symptoms. *J Women’s Heal [Internet].* 2006  
455 Jul;15(6):754–62. Available from: <http://Haas, Jennifer S.: jhaas@partners.org>
- 456 37. Riley KJ, Lu NT, Taylor BG. Drug screening: A comparison of urinalysis results from two  
457 independent laboratories. *J Drug Issues.* 2000;30(1):171–86.
- 458 38. Earleywine M. Understanding Marijuana: A New Look at the Scientific Evidence.  
459 *Understanding Marijuana: A New Look at the Scientific Evidence.* 2010. 1–341 p.
- 460 39. Streiner DL, Norman GR. , John Cairney *Health Measurement Scales: A Practical Guide To*  
461 *Their Development and Use,* January 2015 Edition: 5th Publisher: Oxford University Press  
462 ISBN: 0199685215 DOI:10.1093/acprof:oso/9780199231881.003.0006,  
463

- 464 40. Schwarz N, Oyserman D. Asking questions about behavior: Cognition, communication,  
465 and questionnaire construction. *Am J Eval.* 2001;22(2):127–60.
- 466 41. Willis G, Lessler J. *Question Appraisal System (QAS 99 Manual).* 1999.
- 467 42. Coleman-Cowger VH, Oga EA, Peters EN, Trocin K, Koszowski B, Mark K. Comparison and  
468 validation of screening tools for substance use in pregnancy: A cross-sectional study  
469 conducted in Maryland prenatal clinics. *BMJ Open.* 2018;8(2).
- 470 43. Sale J, Brazil K. A strategy to identify critical appraisal criteria for primary mixed methods  
471 research. *Qual Quan.* 2004;38:351–65.
- 472 44. Canada. PHA of. *Data Tables - The Maternity Experiences Survey (MES) 2006 - 2007*  
473 [Internet]. Vol. 2012. 2009. Available from: [http://www.phac-aspc.gc.ca/rhs-ssg/pdf/tab-](http://www.phac-aspc.gc.ca/rhs-ssg/pdf/tab-eng.pdf)  
474 [eng.pdf](http://www.phac-aspc.gc.ca/rhs-ssg/pdf/tab-eng.pdf)
- 475 45. Teubert D, Pinquart M, Pinheiro MIS, Haase VG, Del Prette A, Amarante CLD, et al. NIH  
476 Public Access. *Eur J Psychotraumatol* [Internet]. 2015;15(1):No-Pagination Specified.  
477 Available from: [http://www.repositorio.ufc.br/bitstream/riufc/7744/1/2014-DIS-](http://www.repositorio.ufc.br/bitstream/riufc/7744/1/2014-DIS-ASMGRANGEIRO.pdf)  
478 [ASMGRANGEIRO.pdf](http://www.repositorio.ufc.br/bitstream/riufc/7744/1/2014-DIS-ASMGRANGEIRO.pdf)<http://files/5407/GRANGEIRO,>  
479 [http://files/5404/rocha, marina teses](http://files/5404/rocha,marina%20teses%202014.pdf)  
480 [ysr.pdf](http://linkinghub.elsevier.com/retrieve/pii/S0890856716302167)<http://linkinghub.elsevier.com/retrieve/pii/S0890856716302167><http://files/5400/ache>  
481 [es/5400/ache](http://files/5400/ache)
- 482 46. No Title [Internet]. Vol. 2019. 2019. Available from:  
483 [https://www.nbs.go.tz/index.php/en/census-surveys/population-and-housing-](https://www.nbs.go.tz/index.php/en/census-surveys/population-and-housing-census/178-tanzania-total-population-by-district-regions-2016-2017)  
484 [census/178-tanzania-total-population-by-district-regions-2016-2017](https://www.nbs.go.tz/index.php/en/census-surveys/population-and-housing-census/178-tanzania-total-population-by-district-regions-2016-2017)
- 485 47. ElSohly MA, Mehmedic Z, Foster S, Gon C, Chandra S, Church JC. Changes in cannabis

- 486           potency over the last 2 decades (1995-2014): Analysis of current data in the United  
487           States. *Biol Psychiatry*. 2016;
- 488   48.   Niedbala S, Kardos K, Salamone S, Fritch D, Bronsgeest M, Cone EJ. Passive cannabis  
489           smoke exposure and oral fluid testing. *J Anal Toxicol*. 2004;
- 490   49.   Landis JR, Koch GG. The Measurement of Observer Agreement for Categorical Data.  
491           *Biometrics* [Internet]. 1977 Jun 22;33(1):159–74. Available from:  
492           <http://www.jstor.org/stable/2529310>
- 493   50.   The National Academies of Science Engineering. The health effects of Cannabis and  
494           Cannabinoids. Committee’s conclusions. The National Academies of Science Engineering  
495           and Medicine. Natl Acad Press [Internet]. 2018; Available from:  
496           <http://www.dictionary.com/browse/weight>
- 497   51.   Sokol RJ, Martier SS, Ager JW. The T-ACE questions: Practical prenatal detection of risk-  
498           drinking. *Am J Obstet Gynecol*. 1989;160(4):863–70.
- 499   52.   De Giovanni N, Fucci N. The Current Status of Sweat Testing For Drugs of Abuse: A  
500           Review. *Curr Med Chem*. 2013;20(4):545–61.
- 501   53.   Berg M. Status of research on gender differences in pharmacokinetics. *J Am Pharm*  
502           *Assoc*. 1997;37:43–56.
- 503   54.   Harris R, Benet L, Schwartz J. Gender effects in pharmacokinetics and  
504           pharmacodynamics. *Drugs*. 1995;50:222–39.
- 505   55.   Mattison D, Malek A, Cistola C. Physiologic adaptations to pregnancy: Impact on  
506           pharmacokinetics. In: Yaffe S, Aranda J, editors. *Pediatric Pharmacology: Therapeutic*  
507           *principles in practice*. Philadelphia: W.B. Saunders; 1992. p. 81–96.



- 508 56. Amon I, Huller H. Dose-response relationship as a basis for choice of drugs in pregnancy  
509 and for dosage calculation. In: Kuemmerle H, Brendel K, editors. Clinical pharmacology in  
510 pregnancy: Fundamentals and rational pharmacotherapy. New York: Thieme-Stratton;  
511 1984. p. 64–73.
- 512 57. Lincoln Y, Guba NJ. Naturalistic inquiry. Vol. 1. Beverly Hills: Sage Publications; 1985.  
513