

1 **Effectiveness of inactivated and Ad5-nCoV COVID-19 vaccines against SARS-CoV-2**
2 **Omicron BA. 2 variant infection, severe illness, and death**

3 Zhuoying Huang^{1†}, Shuangfei Xu^{2†}, Jiechen Liu¹, Linlin Wu¹, Jing Qiu¹, Nan Wang¹, Jia
4 Ren¹, Zhi Li¹, Xiang Guo¹, Fangfang Tao³, Jian Chen³, Donglei Lu⁴, Xiaodong Sun^{1*},
5 Weibing Wang^{2,5*}

6 ¹Institute of Immunization, Shanghai Municipal Center of Disease Control and Prevention,
7 Shanghai 200336, China

8 ²School of Public Health, Shanghai Institute of Infectious Disease and Biosecurity, Fudan
9 University, Shanghai 200032, China

10 ³Institute of Infectious Diseases, Shanghai Municipal Center of Disease Control and
11 Prevention, Shanghai 200336, China

12 ⁴Division of Health Risk Factors Monitoring and Control, Shanghai Municipal Center of
13 Disease Control and Prevention, Shanghai 200336, China

14 ⁵Key Laboratory of Public Health Safety of Ministry of Education, Fudan University,
15 Shanghai 200032, China

16

17 [†] These authors contributed equally to this work

18

19 * Corresponding:

20 Dr. Xiaodong Sun, Shanghai Municipal Center of Disease Control and Prevention, 1380
21 Western Zhongshan Road, Shanghai 200336, China (e-mail: sunxiaodong@scdc.sh.cn).

22 Dr. Weibing Wang, Department of Epidemiology, School of Public Health, Fudan University,
23 138 Yi Xue Yuan Road, Shanghai 200032, China (e-mail: ww@fudan.edu.cn)

24

25

26 **ABSTRACT**

27 **Background** Limited data are available on effectiveness of inactivated and Ad5-nCoV
28 COVID-19 vaccines in real-world use - especially against Omicron variants in SARS-CoV-2
29 infection-naïve population. During an outbreak in Shanghai's SARS-CoV-2 infection-naïve
30 population, we evaluated vaccine effectiveness (VE) against Omicron infection, severe or
31 critical COVID-19, and COVID-19-related death.

32 **Methods** A matched case-control study was conducted among people aged ≥ 3 years between
33 2 December 2021 through 13 May 2022. Cases were SARS-CoV-2 infected individuals,
34 individuals with severe/critical COVID-19, or COVID-19-related deaths. Controls were
35 selected from consecutively test negative individuals at the same time as cases were
36 diagnosed and were exact-matched on year-of-age, gender, birthplace, illness onset date, and
37 residency district in ratios of 1:1 with infected individuals and 4:1 with severe/critical
38 COVID-19 and COVID-19-related deaths.

39

40 **Results** Our study included 612597 documented SARS-CoV-2 infections, among which 1485
41 progressed to severe or critical illness and 568 died. Inactivated vaccine was 16.3% (95% CI:
42 15.4%-17.2%) effective against infection, 88.6% (95% CI: 85.8%-90.9%) effective against
43 severe/critical COVID-19 and 91.7% (95% CI: 86.9%-94.7%) against COVID-19 death.
44 Ad5-vectored vaccine was 13.2% (95% CI: 10.9%-15.5%) effective against infection and
45 77.9% (95% CI: 15.6%-94.2%) effective against severe/critical COVID-19. Booster
46 vaccination with inactivated vaccines enhanced protection against severe COVID-19 (92.7%,
47 95% CI: 90.1%-94.6%) and COVID-19 death (95.9%, 95% CI: 91.4%-98.1%). Inactivated
48 VE against infection began to wane 12 weeks after the last dose but two- and three-dose
49 sustained high protection levels (>80%) against severe/critical illness and death.

50

51 **Conclusions** Our real-world study found high and durable two- and three-dose inactivated
52 VE against Omicron-associated severe/critical illness and death across all age groups, but
53 lower effectiveness against Omicron infection. High direct protection from severe/fatal
54 Omicron COVID-19 provided by inactivated vaccines, and a consequent potential reduction
55 in health-care utilization, reinforces the critical importance of full-series vaccination and
56 timely booster dose administration for all eligible individuals.

57

58 **Keywords:** COVID-19; Vaccines Effectiveness; Case-Control Study; Inactivated Vaccine

59 INTRODUCTION

60 The Omicron BA. 2 SARS-CoV-2 variant of concern was first detected in the United States
61 in November of 2021 and has subsequently spread globally.¹ Sequencing of virus isolates
62 from 129 COVID-19 patients between late February 2022 and May 2022 showed that
63 Omicron BA. 2 was the dominate sub-lineage in Shanghai². Omicron BA. 2 differs by
64 approximately 40 mutations from the original Omicron lineage, BA. 1, and has a growth
65 advantage over BA.1.³ While studies are ongoing to understand the reasons for this growth
66 advantage, initial data suggest that BA.2 appears more transmissible than BA. 1, which
67 currently remains the most common Omicron sub-lineage reported. Rodent models suggest
68 that infectivity and pathogenicity of Omicron/BA. 2 variant are similar to Omicron/BA. 1's.
69^{4,5}

70
71 Studies in Israel, the United Kingdom, and the United States have demonstrated that primary-
72 series and booster vaccination with mRNA vaccines protect against SARS-CoV-2 infection,
73 with greater protection from COVID-19 related hospitalizations and severe outcomes⁶⁻⁸
74 which is also seen against Omicron outcomes.⁹⁻¹¹ Studies have also reported reduced
75 neutralizing antibody activity against Omicron.¹² Fewer data are available on real-world
76 vaccine effectiveness (VE) of inactivated and adenovirus type 5 vectored vaccine, especially
77 against Omicron. A Singapore study before Omicron became prevalent reported that
78 compared with BNT162b2, subjects who received inactivated whole virus vaccines were
79 more likely to be infected with SARS-CoV-2.¹³ An ecological VE study in Hong Kong found
80 that three doses of either BNT162b2 or CoronaVac provided substantial protection against
81 severe COVID-19 (VE>95%) and death (VE>96%) caused by confirmed Omicron variant
82 infection.¹⁴

83
84 In Shanghai, COVID-19 vaccination started in February 2021 among residents 18-59 years
85 old, in March 2021 among residents 60-75 years of age, in May 2021 for individuals 76 years
86 and older, and in September 2021 for children 3-17 years of age. Booster vaccination started
87 in November 2021 for residents ≥ 18 years; children are not yet eligible for boosters. As of
88 May 2022, there is no approved COVID-19 vaccine for children <3 years in China. One out
89 of every four doses of COVID-19 administered globally has been CoronaVac. Despite its
90 global importance, limited evidence is available on the efficacy or effectiveness of this
91 vaccine.

92

93 Between 2 December 2021 and 13 May 2022, a total of 618,019 individuals tested RT-PCR-
94 positive for SARS-CoV-2 infection. By that time, over 90% of the population aged ≥ 3 years
95 were reported to have received a primary series, and 47% received a booster dose. With its
96 SARS-CoV-2-infection-naïve population, Shanghai provided a nearly-unique outbreak setting
97 to estimate real-world, vaccine-only-induced inactivated and Ad5-vectored COVID-19 VE
98 against documented SARS-CoV-2 Omicron infection, severe or critical COVID-19, and
99 COVID-19 related death.

100 **METHODS**

101 **Study Setting and Study Participants**

102 The study was conducted among people living in Shanghai, a provincial-level municipality in
103 China with a resident population of more than 25 million people. Everyone living in
104 Shanghai - citizens, foreigners, and immigrants - underwent several rounds of SARS-CoV-2
105 real time polymerase chain reaction (RT-PCR) testing between 2 December 2021 and 13 May
106 2022. Complete demographic (age, gender, birthplace, and residency district), vaccination,
107 and RT-PCR testing data were available to public health officials and study investigators.
108 Individuals with negative RT-PCR SARS-CoV-2 tests who had tested positive before 2
109 December 2021 were excluded. Children less than three years of age were not vaccine-
110 eligible and were excluded.

111

112 Controls were selected from consecutively test negative individuals at the same time as cases
113 were diagnosed. The size of the potential control group was 25.18 million people receiving
114 several round city-wide nucleic acid amplification testing (NAAT), and RT-PCR testing was
115 universal regardless of COVID-19 associated symptoms.

116 **Study Design**

117 We used a matched case-control design for data extraction. Cases were individuals with
118 documented SARS-CoV-2 infection, severe or critical COVID-19, or COVID-19-related
119 death. Infection-only cases were matched 1:1 with controls on year-of-age, gender, birthplace
120 (Shanghai/other place), date of testing, and residency district; severe or critical COVID-19
121 cases and COVID-19-related death cases were matched 1:4 on year-of-age, gender, birthplace,
122 date of illness onset, and residency district (Figure 1). We matched each case to unique
123 controls without replacement. When there are more than one case-control pair available, we

124 selected the first (for infection-only cases) or first four (for severe/critical and fatal cases)
125 eligible individuals. We constructed two subsets to analyze separate VEs of inactivated
126 vaccines (subset 1) and Ad5 vectored vaccine (subset 2) against each of the three outcomes
127 (figures S1 and S2).

128 **Infections and Outcomes**

129 PCR testing for SARS-CoV-2 is available in public hospitals and private laboratories
130 throughout China. Since 10 March 2022, Shanghai conducted several rounds of SARS-CoV-2
131 tests, each involving more than 25 million people. Severity of disease for all SARS-CoV-2
132 infections was assessed in any of 48 COVID-19 designated hospitals in accordance with the
133 *Diagnosis and Treatment Protocol for COVID-19 (Trial Version 9)*.¹⁵ We included three
134 outcomes in our study: documented SARS-CoV-2 infection, severe/critical COVID-19, and
135 COVID-19-related death. Documented SARS-CoV-2 infection was confirmed by a positive
136 RT-PCR test. For adult cases, severe illness must meet any of the following criteria: a)
137 respiratory distress (Respiration Rate [RR] \geq 30 breaths per min), b) oxygen saturation \leq 93%
138 at rest, c) arterial partial pressure of oxygen/fraction of inspired oxygen \leq 300mmHg.
139 Additionally, cases with chest imaging that shows obvious lesion progression within 24-48
140 hours $>$ 50% shall be managed as severe illness. For child cases, severe illness must meet any
141 of the following criteria: a) Persistent high fever over three days, b) tachypnea (RR \geq 60
142 BPM for infants aged below 2 months; RR \geq 50 BPM for infants aged 2-12 months; RR \geq 40
143 BPM for children aged 1-5 years, and RR \geq 30 BPM for children $>$ 5 years), independent of
144 fever and crying, c) oxygen saturation \leq 93% on finger pulse oximeter taken at rest, d) labored
145 breathing (moaning, nasal fluttering, infrasternal, supraclavicular and intercostal retraction),
146 cyanosis, and intermittent apnea, e) lethargy and convulsion, f) difficulty feeding and signs of
147 dehydration. Critical illness must meet any of the following criteria: a) respiratory failure and
148 requiring mechanical ventilation; b) shock, c) With other organ failure that requires ICU care.
149 COVID-19 related death is assessed by medical institutions.

150

151 Data on all confirmed and asymptomatic cases between 2 December 2021 and 13 May 2022
152 were extracted from the National Notifiable Diseases Registry System (NNDRS).

153 **Vaccination Data**

154 The Shanghai Group Immunization System captures all vaccine administrations and is
155 updated daily. This immunization information system is the repository of nearly all vaccinees'

156 records, and includes name, national identification number, vaccine type, vaccination date,
157 vaccination dose, vaccination site, and vaccine manufacturer. This system is linked to the
158 National Immunization Program Information System, which adds documented national
159 identification-matching COVID-19 vaccinations received outside of Shanghai. Immunization
160 histories were verified manually with records for subjects three years and older who had an
161 unknown national identification number. NAAT data were linked to individual vaccination
162 records using national identification number and name. Vaccination data were extracted and
163 matched to cases and controls on 13 May 2022. Figure S3 shows the process of vaccination
164 history retrieval.

165

166 Vaccination status was categorized into four levels in accordance with national technical
167 recommendations for COVID-19 vaccination: (1) unvaccinated – either no history of
168 COVID-19 vaccination before the last SARS-CoV-2 exposure date; (2) partial vaccination –
169 either one dose of inactivated vaccine; or two doses of inactivated vaccine but receiving the
170 second dose within 14 days before the last SARS-CoV-2 exposure date; two doses of
171 recombinant protein vaccine (three doses are recommended for primary vaccination); or one
172 dose of adenovirus vector vaccine or three doses of recombinant protein vaccine but with the
173 most recent dose within 14 days before the last SARS-CoV-2 exposure date; (3) full primary
174 vaccination – either two doses of inactivated vaccine, one dose of adenovirus vector vaccine,
175 or three doses of recombinant protein (CHO cell) vaccine with the most recent doses 14 days
176 or more before the last SARS-CoV-2 exposure date and with no booster dose; or two doses of
177 inactivated vaccine with one booster dose of inactivated vaccine, adenovirus vector vaccine,
178 or recombinant protein (CHO cell) vaccine within 7 days before the last SARS-CoV-2
179 exposure date; or two doses of adenovirus vector vaccine within 7 days before the last
180 exposure date; or (4) booster vaccination – either two doses of Ad5-vectored vaccine with
181 the second dose 7 days or more before the last exposure date; or two doses of inactivated
182 vaccine and one booster dose of inactivated vaccine, adenovirus vector vaccine, or
183 recombinant protein vaccine 7 days or more before the last exposure date.

184

185 Vaccination intervals were stratified by dose and interval (in weeks) post vaccination at <2, 3-
186 12, 13-24, 25-36, 37+ weeks after the first dose, <2, 3-12, 13-24, 25-36, 37+ weeks after the
187 second dose, and <2, 3-12, 13-24, 25+ weeks after the third dose. Intervals (in days) were
188 defined as the number of days between the onset date of infection and the date of last
189 vaccination minus 2 days, which was then converted into weeks. Detailed variable definitions

190 are in table S1. Additionally, we performed a sensitivity analysis in which intervals (in days)
191 were defined as the number of days between testing positive date and the date of last
192 vaccination minus 7 days.

193 **Statistical Analysis**

194 Non-normally distributed continuous variables were expressed as medians (interquartile
195 ranges, IQR), and categorical variables were expressed as counts and proportions.
196 Conditional logistic regression was used to estimate the odds ratio (OR) of vaccination
197 among cases and controls, with documented SARS-CoV-2 infection, severe or critical
198 COVID-19, and COVID-19 related death as dependent variables. Vaccination status was the
199 independent variable and VE was defined as 1 minus the matched OR. Vaccination status was
200 defined using the date of onset and date of last vaccination, as above. Analyses were stratified
201 by age category, gender, and vaccine type (inactivated vaccine, adenovirus vector vaccine,
202 and recombinant protein vaccine). Matching were conducted with the use of JAVA, and
203 Analyses were performed with the use of RStudio 2022.02.3+492.

204 **RESULTS**

205 **Study Population**

206 There were 612597 SARS-CoV-2 RT-PCR confirmed cases in the study, among which 1485
207 progressed into severe or critical illness and 568 died (Table 1). The most common age for
208 infection was 40-59 years of age (37.3%); the most common age for severe/critical COVID-
209 19 and COVID-19 death was 80 years and older (58.6% of severe/critical COVID-19 and
210 69.9% of COVID-19 deaths). Due to the exact matching, the demographic characteristics of
211 controls and cases were the same (Table 1).

212 **Vaccination Status**

213 Figure 2 shows vaccination status of the control group over time and by age group. At the
214 beginning of the study period, 82.7% people received at least one dose of a COVID-19
215 vaccine, with the majority 18-59-years old. The prevalence of the adult-focused booster dose
216 increased from 11.9% to 49.0%. Full and partial coverage among adults aged 80 years and
217 above was low and stable at approximately 15%. Figure 2 also shows the cumulative
218 incidence of documented SARS-CoV-2 infection (250.9 per 10,000), of which the majority
219 were 18-59 years old. Since March 12, a series of emergency epidemic prevention measures

220 were implemented in Shanghai, including mass NAATs, citywide lockdowns, home
221 quarantine of residents, isolation of cases, centralized quarantine of close contacts, and
222 closed-loop management. The rapid spread of Omicron led to temporary suspension of
223 vaccination starting in March 2022.

224 **Vaccine Effectiveness**

225 COVID-19 vaccines provided some protection against SARS-CoV-2 infection in all age
226 groups (overall VE: 16.0%, 95% CI: 15.1%, 17.0%), while in age group 40-59 years,
227 protection was lower (VE: 7.5%, 95%CI: 5.5%, 9.5%). COVID-19 vaccines provided high
228 effectiveness against severe/critical illness (VE: 88.6%, 95% CI: 85.8%, 90.8%) and COVID-
229 19 related death (VE: 91.6%, 95% CI: 86.8%, 94.6%). There was little difference in VE by
230 gender. Estimated VEs for full primary vaccination and booster doses against severe/critical
231 illness were 83.8% (95% CI: 79.0%, 87.5%) and 92.8% (95% CI: 90.2%, 94.7%),
232 respectively, and against COVID-19 related death were 85.7% (95% CI: 75.6%, 91.6%) and
233 96.2% (95% CI: 92.0%, 98.2%), respectively. Inactivated vaccine was 16.3% (95% CI:
234 15.4%, 17.2%) effective against infection, 88.6% (95% CI: 85.8%, 90.9%) effective against
235 severe/critical COVID-19 and 91.7% (95% CI: 86.95%, 94.7%) against COVID-19 death.
236 Ad5-vectored vaccine was 13.2% (95% CI: 11.0%, 15.5%) effective against infection and
237 77.9% (95% CI: 15.6%, 94.2%) effective against severe/critical COVID-19. See Table 2.

238

239 We used subset 1 and subset 2 to estimate vaccine specific VEs. Figure 3 shows VEs of
240 inactivated vaccine against SARS-CoV-2 infection, severe/critical illness, and COVID-19
241 related death; respective overall VEs were 16.6% (95% CI: 15.6%, 17.5%), 88.5% (95%
242 CI:85.6%, 90.7%) and 91.7 (95% CI: 86.8%, 94.8%). Booster vaccination with inactivated
243 vaccine enhanced the protection for both severe outcome (VE: 92.7%, 95% CI: 90.1%, 94.6%)
244 and death (VE: 95.9%, 95% CI: 91.4%, 98.1%).

245

246 Considering time between the last dose and SARS-Co2 exposure, figure 4 shows that the VE
247 of inactivated vaccines against SARS-CoV-2 infection was 15.7% (95% CI:10.8%, 20.4%) 3-
248 12 weeks after first dose. Two-dose inactivated vaccine offered 16.9% (95% CI: 13.2%,
249 20.4%) protection for infection after 12 weeks, and three-dose offered 19.2% (95% CI: 18.2%,
250 20.3%) after 24 weeks, then both subsequently becoming lower. Full series and boosted VEs
251 for severe/critical illness and COVID-19 death remained >80%.

252

253 For SARS-CoV-2 infection, estimated VEs of Ad5-vectored vaccine were 39.3% (95% CI: -
254 17.9%, 68.8%) at 3-12 weeks after a first dose and 16.0% (95% CI: 1.5%, 28.4%) at 13-
255 24weeks after a second dose. Due to the small number of severe/critical illness and death
256 cases in subset 2, VEs by time interval were not able to be estimated for this vaccine (Table
257 S2).

258 **Sensitivity Analysis**

259 Tables S3 and S4 show the sensitivity analyses of VEs which were consistent with results
260 displayed in table 2 and figure 3.

261 **DISCUSSION**

262 From 2 December 2021 through 13 May 2022, during an Omicron BA2.2-predominant wave
263 of COVID-19 in Shanghai, China, we used detailed, individual-level, records-documented
264 COVID-19 vaccination status; universal, population-wide individual-level SARS-CoV-2 RT-
265 PCR testing results; and individual-level clinical evaluations to estimate real-world
266 effectiveness of inactivated and Ad5-vectored vaccines in a largely infection-naïve population.
267 Our matched case-control study showed that the inactivated vaccines were highly effective
268 against severe or critical COVID-19 and COVID-19-related death, findings that underscore
269 the potential of the vaccines to save lives and substantially reduce demands on healthcare
270 system. Inactivated vaccine was 16.3% effective against Omicron infection, 88.6% effective
271 against severe/critical COVID-19 and 91.7% against COVID-19 death. Ad5-vectored
272 vaccine was 13.2% effective against infection and 77.9% effective against severe/critical
273 COVID-19. Booster-dose protection against severe/critical COVID-19 was 92.7% and
274 against COVID-19 death was 95.9%. Protection from infection waned after 12 weeks, but
275 primary series and booster-dose protection was sustained above 80% for at least 36 weeks
276 from the last dose.

277

278 We found that VE against Omicron infection was lower than efficacy against ancestral-strain
279 SARS-CoV-2 symptomatic infection observed in a phase 3 clinical trial (72.8% and 78.1%)
280 and a real-world, pre-Omicron VE study in Chile (83.5%).^{16,17} However, our VE estimates
281 for the two predominant inactivated (Sinovac and Sinopharm) vaccines were very high in
282 age-group analyses, notably among persons 80 years of age or older, and independent of time
283 since vaccination. The lower VE against Omicron infection in younger adults may be partly

284 due to a higher force of infection in working-age adults or differences in willing to be
285 vaccinated (although vaccination rates were very high in all ages under 60 years).¹⁸

286

287 Booster vaccination was 93% and 96% effective against severe illness and death, somewhat
288 higher than full primary series vaccination VEs. We found that inactivated VE against severe
289 illness and COVID-19 associated death to be higher than respective VEs observed in Brazil
290 (77.6% and 83.9%)^{19,20} and Chile (90.3% and 86.3%)¹⁷, in which the circulating SARS-
291 CoV-2 strains predated Omicron emergence. Clinical trials have shown inactivated vaccine
292 efficacies to be lower than that of mRNA vaccines, but there are fewer real-world data on
293 two- and three-dose inactivated VE against Omicron infection or hospitalization.^{16,21} The
294 Hong Kong ecological study found an initial VE from two doses of inactivated COVID-19
295 vaccine against Omicron infection to be 17.9% with rapid waning - similar to our results.¹⁴
296 Also similar to our findings, the Hong Kong scientists showed inactivated VE against severe
297 illness and death to be very high – 74% for primary vaccination and 98% for boosted
298 vaccination. Our study extended the time frame for duration of inactivated VE, showing
299 sustained protection against severe COVID-19 and COVID-19 death through 36 weeks.

300

301 Omicron BA. 2 COVID-19 disease is less severe than Delta and BA. 1 associated COVID-19
302 disease²², resulting in a lower risk of hospitalization and severe illness. Indeed, over 85% of
303 the SARS-CoV-2 infections reported from Shanghai by China's National Health Commission
304 were asymptomatic (http://www.nhc.gov.cn/xcs/xxgzbd/gzbd_index.shtml). Milder infections
305 may reflect increased replication of Omicron in the upper versus lower respiratory tract – a
306 phenomenon that could contribute to more efficient transmission, leading to a higher absolute
307 number of hospitalizations. Omicron infection enhances preexisting immunity elicited by
308 vaccines but, on its own, may not confer broad protection against non-Omicron variants in
309 unvaccinated individuals²³. A study demonstrated that inactivated vaccines elicited SARS-
310 CoV-2-specific memory T/B cell immunity, which are important for robust recall of
311 protective responses against viral replication, and therefore induce longer-term protection
312 against severe illness and deaths.^{24,25} However, Omicron's immune evasion, including
313 evasion of mucosal immunity allows Omicron to escape existing antibodies and increase risk
314 of reinfection, leading to a surge in infections.^{26,27} Evaluations of vaccines that have potential
315 to block infection/transmission (*e.g.*, the inhaled Ad5-vectored vaccine by CanSino that may
316 provide mucosal immunity) are especially important.^{28,29}

317

318 We estimated the VEs of Ad5-vectored vaccine to be 39.3% at 3-12 weeks after a first dose
319 but 16.0% at 13-24 weeks after a second dose. A study in Brazil reported that whereas waning
320 of VE against symptomatic COVID-19 was observed ≥ 90 days after homologous and
321 heterologous boosters, waning against severe COVID-19 was only observed after a
322 homologous booster, suggesting a need for adjustment of vaccination strategies - *e.g.*
323 heterologous boosters for those who have received 2 doses of inactivated vaccines as their
324 primary series.²⁰ None of the current COVID-19 vaccines block infection/transmission; our
325 results also show that the vaccines we evaluated cannot make a permanent barrier to contain
326 the Omicron transmission in community, despite high vaccine coverage.

327

328 Our study has strengths. The setting was a COVID-19 outbreak in the large and diverse
329 socioeconomic population of Shanghai in which 2.7% of the population was infected by the
330 Omicron BA. 2 variant of SARS-CoV-2 before the outbreak was stopped by public health and
331 social interventions. In addition, because COVID-19 is being managed as a Level-1
332 infectious disease, all infected individuals are compulsively reported to the disease prevention
333 and control system daily. Infections are always confirmed with additional RT-PCR testing,
334 making diagnostic misclassification highly unlikely. The cases in our study were from a
335 community of 25 million people, repeatedly screened for infection using RT-PCR. We used
336 individual level exact matching to control for potential confounding factors of age, sex,
337 residential district, birthplace, and illness onset time. Finally, our study measured VE levels in
338 an infection-naïve population, allowing assessment of nearly pure vaccine-induced, real-
339 world VE, avoiding distortion from hybrid immunity.

340

341 Limitations of our study include possible misclassification of disease status, which was
342 judged by the COVID-19 designated hospitals. The definitions of severe/critical COVID-19
343 are objective, the misclassification of severe illness is unlikely because disease severity for all
344 SARS-CoV-2 infection is made in accordance with the *Diagnosis and Treatment Protocol for*
345 *COVID-19*. A second limitation is the lack of information on comorbidities, precluding
346 analyses by comorbidity. We attempted to reduce potential bias by matching on
347 sociodemographic characteristics. In addition, the younger-aged population is at highest risk
348 of infection and may also have greater willingness or opportunity to get vaccinated, possibly
349 leading to an underestimate VE among working-age adults. Third, the study was conducted
350 during a strict lockdown - especially after April 4 - which may have biased the estimation of
351 VE (*e.g.* more likely to have null hypothesis) by decreasing the force of infection (attack rate

352 among susceptibles). However, the universal NAAT screenings and exact matching that
353 included district helped ensure similar exposure risk of cases and controls and our sensitivity
354 analysis showed no meaningful differences in results. Finally, the number of Ad5-vectorred
355 vaccine doses used in Shanghai was too small for subgroup analyses and for estimating VE
356 against death.

357 **CONCLUSION**

358 Our study showed high and durable two- and three-dose inactivated VE against severe/critical
359 COVID-19 and death caused by Omicron infection across all age group, but with lower
360 effectiveness against Omicron infection. Everyone eligible should be vaccinated; individuals
361 eligible for booster doses should receive timely boosters; improving coverage among the
362 elderly is especially important. The vaccines being used in China are highly effective where it
363 matters most - preventing severe illness and death – and are most effective when boosted.

364

365 **REFERENCES**

- 366 1. World Health Organization. Statement on Omicron sublineage BA. 2. 2022.
367 <https://www.who.int/news/item/22-02-2022-statement-on-omicron-sublineage-ba.2> (accessed
368 February 22 2022).
- 369 2. Zhang X, Zhang W, Chen S. Shanghai's life-saving efforts against the current omicron wave of
370 the COVID-19 pandemic. *Lancet (London, England)* 2022; S0140-6736(22)00838-8.
- 371 3. Viana R, Moyo S, Amoako DG, et al. Rapid epidemic expansion of the SARS-CoV-2 Omicron
372 variant in southern Africa. *Nature* 2022; **603**(7902): 679-86.
- 373 4. Uraki R, Kiso M, Iida S, et al. Characterization and antiviral susceptibility of SARS-CoV-2
374 Omicron/BA. 2. *Nature* 2022.
- 375 5. Yu J, Collier AY, Rowe M, et al. Neutralization of the SARS-CoV-2 Omicron BA. 1 and BA. 2
376 Variants. *The New England journal of medicine* 2022; **386**(16): 1579-80.
- 377 6. Dagan N, Barda N, Kepten E, et al. BNT162b2 mRNA Covid-19 Vaccine in a Nationwide Mass
378 Vaccination Setting. *N Engl J Med* 2021; **384**(15): 1412-23.
- 379 7. Haas EJ, Angulo FJ, McLaughlin JM, et al. Impact and effectiveness of mRNA BNT162b2
380 vaccine against SARS-CoV-2 infections and COVID-19 cases, hospitalisations, and deaths following
381 a nationwide vaccination campaign in Israel: an observational study using national surveillance data.
382 *The Lancet* 2021; **397**(10287): 1819-29.
- 383 8. Pawlowski C, Lenehan P, Puranik A, et al. FDA-authorized mRNA COVID-19 vaccines are
384 effective per real-world evidence synthesized across a multi-state health system. *Med (N Y)* 2021; **2**(8):

- 385 979-92 e8.
- 386 9. Andrews N, Stowe J, Kirsebom F, et al. Covid-19 Vaccine Effectiveness against the Omicron
387 (B.1.1.529) Variant. *N Engl J Med* 2022; **386**(16): 1532-46.
- 388 10. Chemaitelly H, Yassine HM, Benslimane FM, et al. mRNA-1273 COVID-19 vaccine
389 effectiveness against the B.1.1.7 and B.1.351 variants and severe COVID-19 disease in Qatar. *Nat*
390 *Med* 2021; **27**(9): 1614-21.
- 391 11. Wright BJ, Tideman S, Diaz GA, French T, Parsons GT, Robicsek A. Comparative vaccine
392 effectiveness against severe COVID-19 over time in US hospital administrative data: a case-control
393 study. *The Lancet Respiratory Medicine* 2022.
- 394 12. Cao Y, Wang J, Jian F, et al. Omicron escapes the majority of existing SARS-CoV-2 neutralizing
395 antibodies. *Nature* 2022; **602**(7898): 657-63.
- 396 13. Premikha M, Chiew CJ, Wei WE, et al. Comparative Effectiveness of mRNA and Inactivated
397 Whole Virus Vaccines against COVID-19 Infection and Severe Disease in Singapore. *Clin Infect Dis*
398 2022.
- 399 14. McMenamin ME, Nealon J, Lin Y, et al. Vaccine effectiveness of two and three doses of
400 BNT162b2 and CoronaVac against COVID-19 in Hong Kong. *medRxiv* 2022: 2022.03.22.22272769.
- 401 15. National Health Commission & State Administration of Traditional Chinese Medicine. Diagnosis
402 and Treatment Protocol for COVID-19 (Trial Version 9). 2022.
403 [http://www.gov.cn/zhengce/zhengceku/2022-](http://www.gov.cn/zhengce/zhengceku/2022-03/15/5679257/files/49854a49c7004f4ea9e622f3f2c568d8.pdf)
404 [03/15/5679257/files/49854a49c7004f4ea9e622f3f2c568d8.pdf](http://www.gov.cn/zhengce/zhengceku/2022-03/15/5679257/files/49854a49c7004f4ea9e622f3f2c568d8.pdf) (accessed March 14 2022).
- 405 16. Al Kaabi N, Zhang Y, Xia S, et al. Effect of 2 Inactivated SARS-CoV-2 Vaccines on
406 Symptomatic COVID-19 Infection in Adults: A Randomized Clinical Trial. *JAMA* 2021; **326**(1): 35-
407 45.
- 408 17. Jara A, Undurraga EA, González C, et al. Effectiveness of an Inactivated SARS-CoV-2 Vaccine
409 in Chile. *N Engl J Med* 2021; **385**(10): 875-84.
- 410 18. Nasreen S, Chung H, He S, et al. Effectiveness of COVID-19 vaccines against symptomatic
411 SARS-CoV-2 infection and severe outcomes with variants of concern in Ontario. *Nat Microbiol* 2022;
412 **7**(3): 379-85.
- 413 19. Ranzani OT, Hitchings MDT, Dorion M, et al. Effectiveness of the CoronaVac vaccine in older
414 adults during a gamma variant associated epidemic of covid-19 in Brazil: test negative case-control
415 study. *Bmj* 2021; **374**: n2015.
- 416 20. Ranzani OT, Hitchings MDT, de Melo RL, et al. Effectiveness of an Inactivated Covid-19
417 Vaccine with Homologous and Heterologous Boosters against the Omicron (B.1.1.529) Variant.
418 *medRxiv* 2022: 2022.03.30.22273193.

- 419 21. Wilder-Smith A, Mulholland K. Effectiveness of an Inactivated SARS-CoV-2 Vaccine. *The New*
420 *England journal of medicine* 2021; **385**(10): 946-8.
- 421 22. Wolter N, Jassat W, Walaza S, et al. Early assessment of the clinical severity of the SARS-CoV-2
422 omicron variant in South Africa: a data linkage study. *Lancet* 2022; **399**(10323): 437-46.
- 423 23. Suryawanshi RK, Chen IP, Ma T, et al. Limited Cross-Variant Immunity after Infection with the
424 SARS-CoV-2 Omicron Variant Without Vaccination. *medRxiv* 2022.
- 425 24. Liu Y, Zeng Q, Deng C, et al. Robust induction of B cell and T cell responses by a third dose of
426 inactivated SARS-CoV-2 vaccine. *Cell Discov* 2022; **8**(1): 10.
- 427 25. Ahmed SF, Quadeer AA, McKay MR. SARS-CoV-2 T Cell Responses Elicited by COVID-19
428 Vaccines or Infection Are Expected to Remain Robust against Omicron. *Viruses* 2022; **14**(1).
- 429 26. Ao D, Lan T, He X, et al. SARS-CoV-2 Omicron variant: Immune escape and vaccine
430 development. *MedComm (2020)* 2022; **3**(1): e126.
- 431 27. Lapuente D, Fuchs J, Willar J, et al. Protective mucosal immunity against SARS-CoV-2 after
432 heterologous systemic prime-mucosal boost immunization. *Nat Commun* 2021; **12**(1): 6871.
- 433 28. Schubert M, Bertoglio F, Steinke S, et al. Human serum from SARS-CoV-2-vaccinated and
434 COVID-19 patients shows reduced binding to the RBD of SARS-CoV-2 Omicron variant. *BMC Med*
435 2022; **20**(1): 102.
- 436 29. Bartsch YC, Tong X, Kang J, et al. Omicron variant Spike-specific antibody binding and Fc
437 activity are preserved in recipients of mRNA or inactivated COVID-19 vaccines. *Sci Transl Med* 2022;
438 **14**(642): eabn9243.

439 **Figure**

440 Figure 1. Participant enrollment flowchart.

441

442 Figure 2. Vaccination status in the control group and cumulative documented SARS-CoV-2 infections
443 by age grouping in Shanghai, 1 December 2021 through 13 May 2022. Also shown are public health
444 and social measures implemented during the study period. Vaccination status for control group was
445 from a total of 623,420 controls, including 1:1 match with infected individuals and 4:1 with severe/critical
446 COVID-19 and COVID-19-related deaths. Data for cumulative incidence of SARS-CoV-2 infection was
447 provided by Shanghai Health Commission, and numerator was the daily number of cumulative
448 infected cases and denominator was the corresponding population size from the seventh National
449 Census.

450

451 Figure 3. Vaccine effectiveness of inactivated vaccines against documented SARS-CoV-2 infection,
452 severe or critical illness, and COVID-19 death in the matched case-control study.

453

454 Figure 4. VE (%) of inactivated vaccine against documented SARS-CoV-2 infection, severe or critical
455 illness, and death by doses and time interval. Data are presented with VEs (black points) and 95%
456 confidence intervals (color zones). To visualize the trend of vaccine effectiveness (dark blue lines), we
457 smoothed the VE results by performing three spline interpolations of the calculated data points for the
458 corresponding time period. Small sample sizes of corresponding cells lead to the wide confidence
459 intervals. Eight individuals had severe/critical illness and two died within first-doses intervals.

460

461

462 **List of abbreviations**

463 VE, vaccine effectiveness

464 CI: Confidence interval

465 RT-PCR: real time polymerase chain reaction

466 NAAT: nucleic acid amplification testing

467 RR: Respiration Rate

468 NNDRS: National Notifiable Diseases Registry System

469 IQR: interquartile ranges

470 OR: odds ratio

471 **Ethics approval and consent to participate**

472 The study was approved by the Ethical Review Committee in the Shanghai Center for
473 Disease Control and Prevention (approval number: 2022-20).

474 **Consent for publication**

475 Not applicable.

476 **Funding**

477 This work was supported by the Science and Technology Commission of Shanghai
478 Municipality (Grant No. 22YJ1400200), Shanghai New Three-year Action Plan for Public
479 Health (Grant No. GWV-10.1-XK16), Shanghai "Rising Stars of Medical Talents" Youth
480 Development Program, Youth Medical Talents-Public Health Leadership Program (Grant No.
481 SHWSRS (2020)_87), study on the sero-epidemiology and transmission risk of COVID-19

482 (Grant No. 20JC1410200), and Shanghai Municipal Science and Technology Major Project
483 (Grant No. ZD2021CY001).

484 **Availability of data and materials**

485 The data that support the findings of this study are available from the Z.H. and X.S., upon
486 reasonable request.

487 **Competing interests**

488 There are no conflicts of interest for all authors.

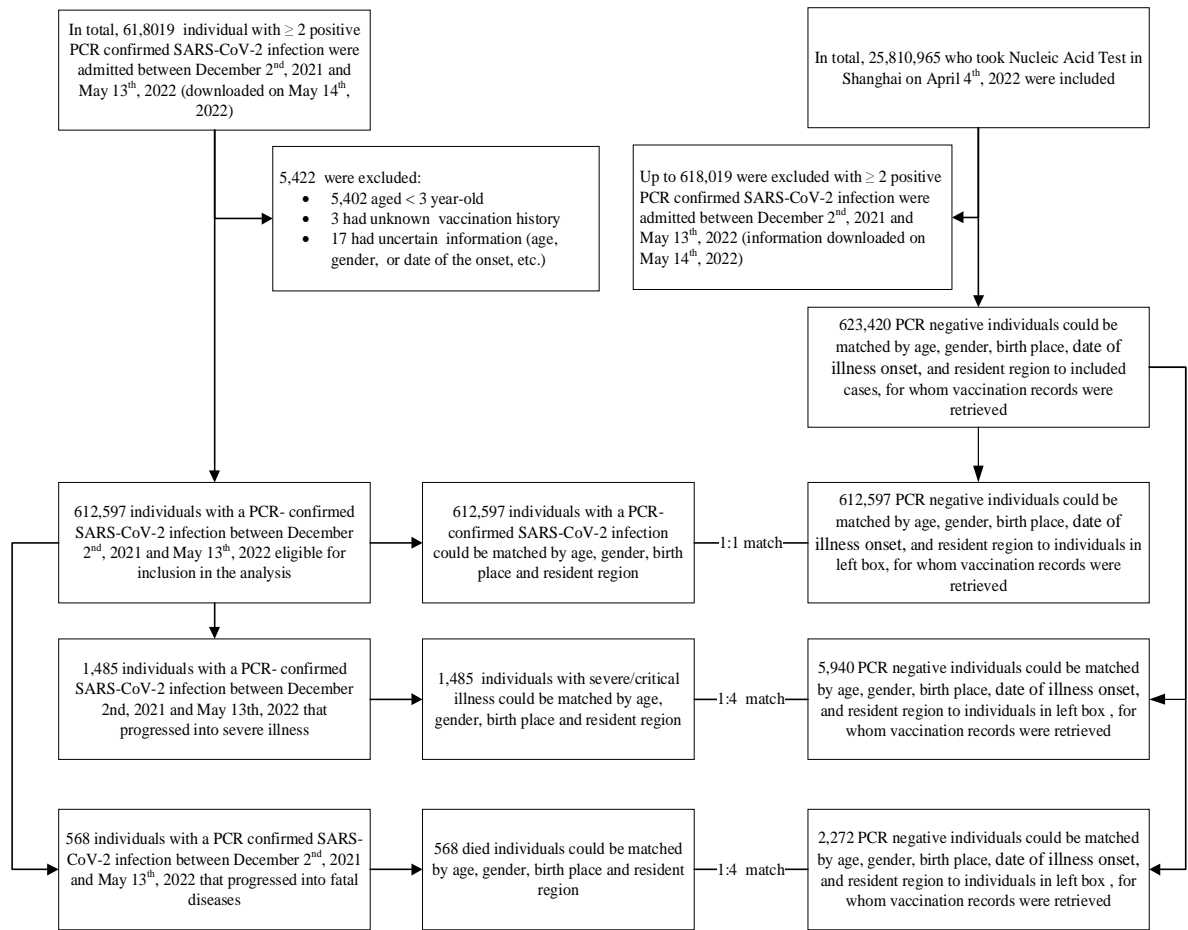
489 **Author contributions**

490 Z.H. conceptualized the study, collected data and drafted the manuscript. S.X. performed
491 analysis and drafted the manuscript. J.L. performed data clean and controlled quality. L.W.
492 assisted with study design. J.Q., N.W., J.R., Z.L., F.T., and D.L. collected data. X.G., and J.C.
493 reviewed manuscript. X.S. conceptualized the study, assisted with the analysis, and reviewed
494 and edited the manuscript. W.W. assisted with the analysis and reviewed and edited the
495 manuscript.

496 **Acknowledgement**

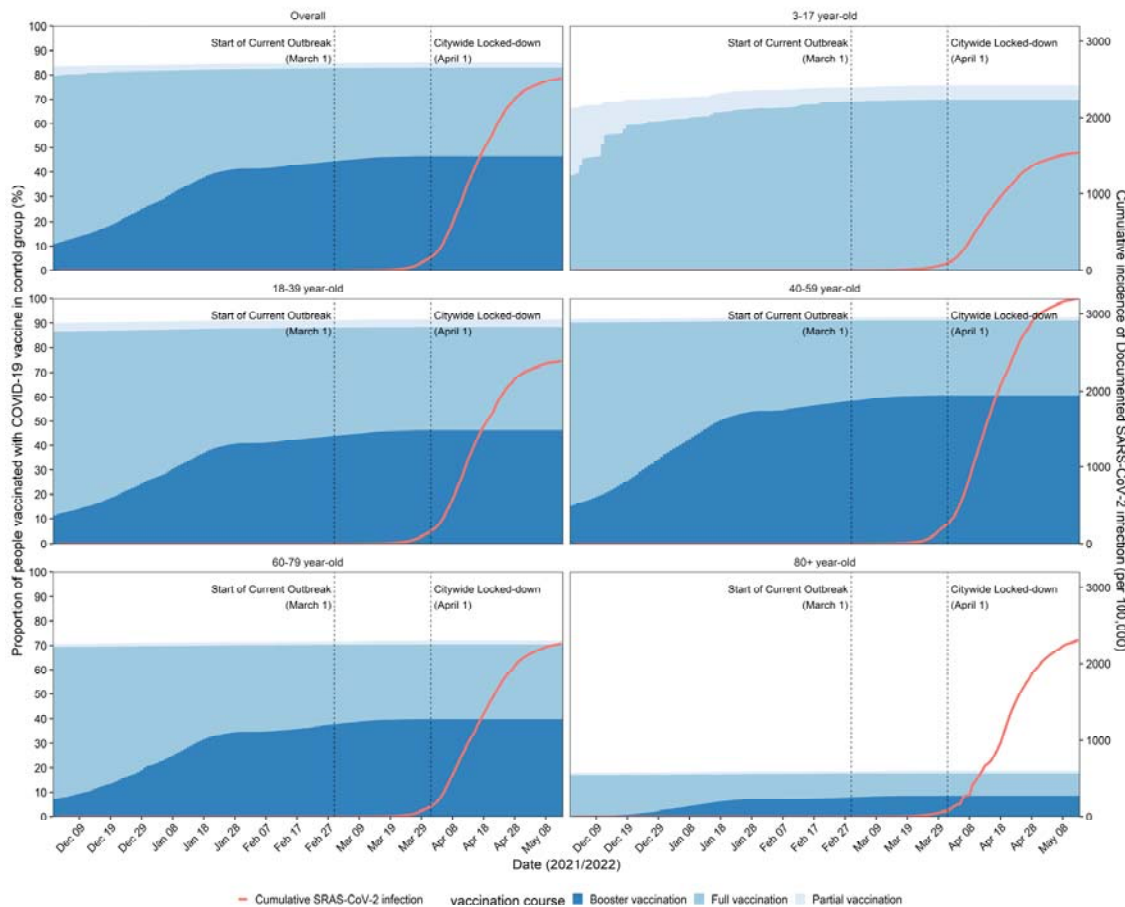
497 We sincerely appreciate all the valuable comments and suggestions from Dr. Lance Rodewald,
498 Dr. Zundong Yin, Dr. Zhijie An, Dr. Huaqing Wang, Dr. Wenzhou Yu, and Dr. Lin Tang from
499 Chinese Center for Disease Control and Prevention, which allowed us to greatly improve the
500 quality of the manuscript.
501

502



503
504
505
506

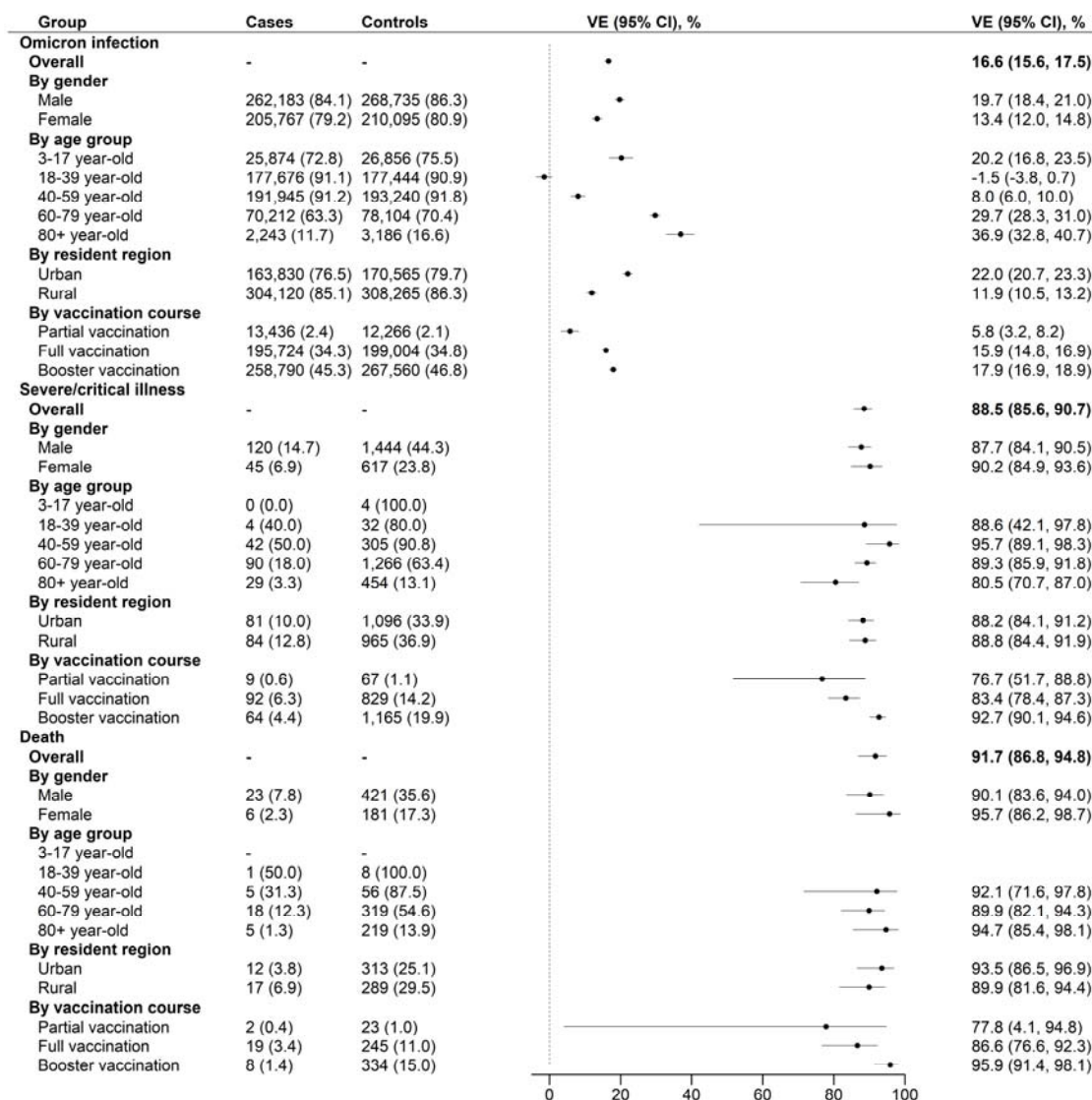
Figure 1. Participant enrollment flowchart.



507
508
509
510
511
512
513
514
515
516

Figure 2. Vaccination status in the control group and cumulative documented SARS-CoV-2 infections by age grouping in Shanghai, 1 December 2021 through 13 May 2022. Also shown are public health and social measures implemented during the study period. Vaccination status for control group was from a total of 623,420 controls, including 1:1 match with infected individuals and 4:1 with severe/critical COVID-19 and COVID-19-related deaths. Data for cumulative incidence of SARS-CoV-2 infection was provided by Shanghai Health Commission, and numerator was the daily number of cumulative infected cases and denominator was the corresponding population size from the seventh National Census.

517



518

519

520

521

Figure 3. Vaccine effectiveness of inactivated vaccines against documented SARS-CoV-2 infection, severe or critical illness, and COVID-19 death in the matched case-control study.

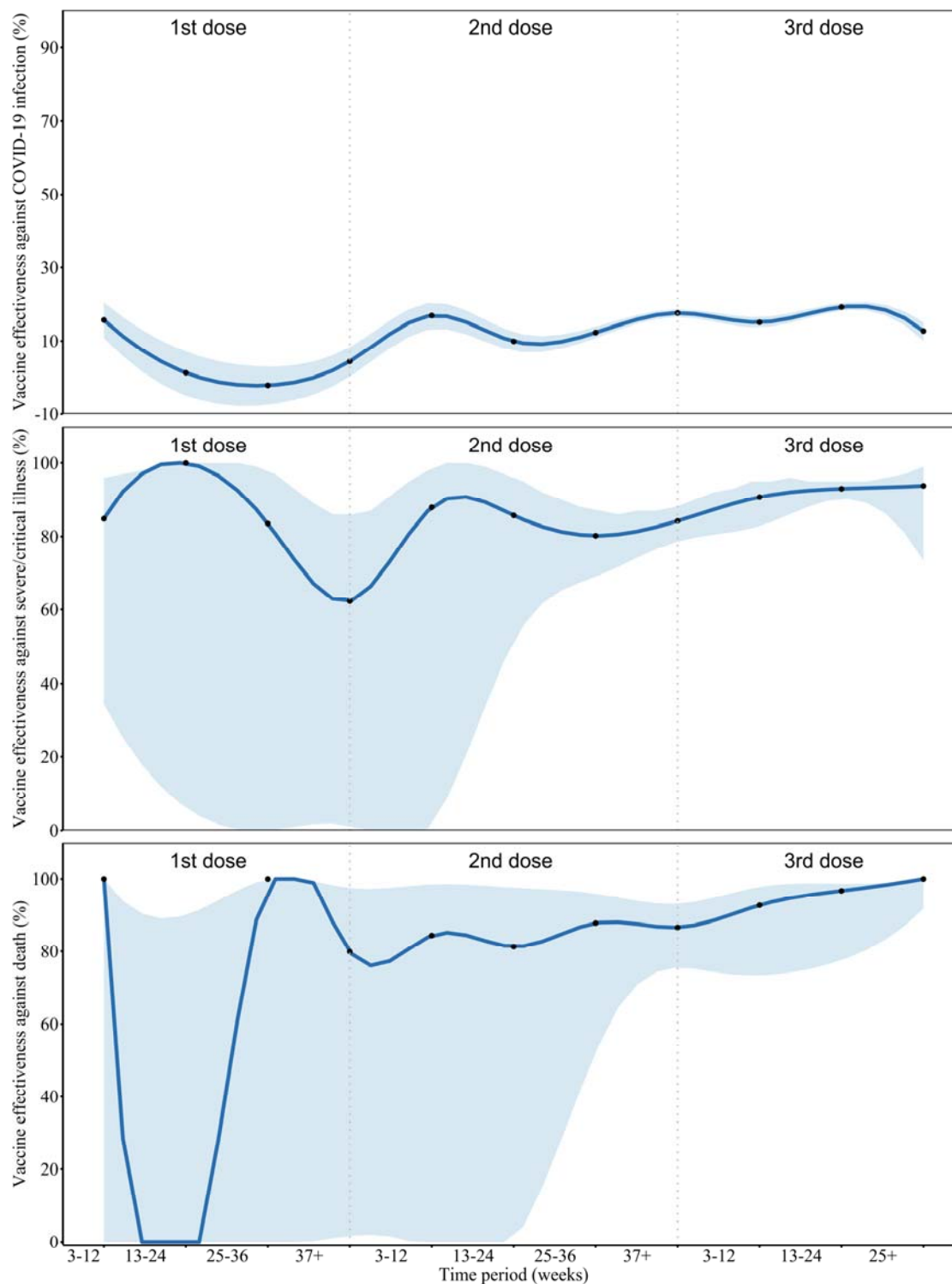


Figure 4. VE (%) of inactivated vaccine against documented SARS-CoV-2 infection, severe or critical illness, and death by doses and time interval. Data are presented with VEs (black points) and 95% confidence intervals (color zones). To visualize the trend of vaccine effectiveness (dark blue lines), we smoothed the VE results by performing three spline interpolations of the calculated data points for the corresponding time period. Small sample sizes of corresponding cells lead to the wide confidence intervals. Eight individuals had severe/critical illness and two died within first-doses intervals.

