

1 **Climate Change and Eco-Anxiety in the US: Predictors, Correlates, and Potential**
2 **Solutions**

3
4
5
6

7 **Corresponding Author:**

8 **Katherine Kricorian**

9 MiOra

10 17328 Ventura Blvd., No 190

11 Encino, CA 91316

12 Krn830@gmail.com

13

14

15 **Karin Turner**

16 MiOra

17 17328 Ventura Blvd., No 190

18 Encino, CA 91316

19

20

21

22

23

24

25

26

27

28

29 The authors have no conflicts of interest to declare and received no specific funding for

30 this research.

31

32 **Climate Change and Eco-Anxiety in the US: Predictors, Correlates, and Potential**
33 **Solutions**

34
35 **ABSTRACT**

36
37 Climate change has many adverse human health effects, including increased anxiety.
38 However, eco-anxiety may also motivate climate action. An online survey was
39 developed and distributed to examine factors associated with eco-anxiety. Logistic
40 regression analysis showed that significant predictors of eco-anxiety include greater
41 media exposure to climate change information, more frequent discussions about climate
42 change with friends and family, the perception that climate change will soon impact one
43 personally, being younger, and being female. Additional analyses suggested that eco-
44 anxiety was associated with a range of both positive and negative emotional impacts
45 including motivation, interest, sadness, and tension. Eco-anxiety was also associated
46 with greater likelihood to engage in environmental behaviors such as recycling.
47 Volunteering for environmental causes and accessing straightforward information with
48 less scientific jargon were found to have particular potential for anxiety reduction among
49 the eco-anxious. The research suggests practical strategies to reduce eco-anxiety while
50 retaining engagement in mitigating climate change.

51
52 **Keywords:** Anxiety; Mental Health; Climate Change; Eco-Anxiety; Global Warming;
53 Environmental Health Impacts

54

55 **BACKGROUND**

56 The World Health Organization calls climate change the biggest health threat that
57 humanity faces today (World Health Organization, 2021). Beyond the immediate
58 casualties caused by extreme weather events, climate change has also been
59 associated with increased rates of allergies, asthma, heart attacks and strokes (Parker
60 et al., 2019). Furthermore, Taylor (2020) discussed how climate change can increase
61 both the likelihood of extreme weather events and pandemics, because warmer
62 temperatures can create more hospitable habitats for disease vectors and viruses.
63 People escaping extreme weather events may seek mass housing in shelters with other
64 climate refugees, exacerbating the spread of contagious disease. Warmer temperatures
65 and shorter winters allow insects carrying disease to breed for longer and travel further,
66 facilitating insect-borne infectious disease outbreaks. For example, in Latin America
67 alone, a 4°C increase in temperature is projected to increase the number of dengue
68 fever cases by 8 million each year. Pollution has also been linked to various
69 neurological and behavioral disorders, ranging from Alzheimer's disease to autism
70 spectrum disorders (Ramadan and Ataalah, 2021).

71 One often overlooked effect of climate change's rising threat is that it can
72 increase anxiety levels and worsen population mental health. Sociopolitical, economic
73 and physical health problems caused by climate change, including forced migration,
74 food shortages, job loss, increases in disease transmission, air pollution, and loss of
75 social support can lead to mental illness (American Psychiatric Association, 2019).
76 Exposure to natural disasters and severe weather events are correlated with anxiety,
77 depression, sleep disorders, and post-traumatic stress disorder (PTSD) (Warsini et. al,

78 2014). Edwards, Gray and Borja (2021) found that experiencing natural disasters was
79 associated with increased parental stress, food insecurity, and family violence, among
80 other effects. Cruz et al. (2020) found specific extreme weather impacts associated with
81 increased rates of psychological distress, anxiety, depression and PTSD, including
82 whether the victims had experienced evacuation, displacement, disruption of essential
83 services (e.g. electricity), and inability to attend work or school.

84 Ruminations about climate change's future impacts can also damage mental
85 health (Pihkala, 2018). "Eco-anxiety" is one term used to describe an emotional
86 response to climate change caused by fear of the impact of climate change on one's
87 future (or the futures of loved ones), characterized by anxiety and stress. However,
88 emotions related to climate change are nuanced and complex. Ramadan et al. (2021),
89 identified ten different conceptualizations of the negative emotional response to climate
90 change, including climate anxiety, climate change worry, eco-anxiety, and eco-
91 paralysis. Stanley et al. (2021) further explored the differing implications and impacts of
92 eco-depression, eco-anger, and eco-anxiety. Clayton and Karazsia (2020) developed a
93 measure of climate change anxiety, including subscales for cognitive and functional
94 impairments, and found correlations with general anxiety and depression. Eco-anxiety
95 harms even people who have not personally experienced a climate crisis, causing
96 trauma, stress, grief, depression, and general cognitive impairment (Dailianis, 2020).
97 Hurley et al. (2022) described climate anxiety as a rational response given the
98 enormous impacts of climate change, and Verplanken and Roy (2013) found that
99 people who frequently worried about climate change were no more likely than infrequent
100 ecological worriers to have pathological general levels of worry or emotional instability.

101 In contrast, Reyes et al. (2021) found that higher climate change anxiety was
102 associated with lower mental health in a sample of young adults from the Philippines.

103 Although eco-anxiety may be a reasonable and comprehensible reaction to
104 climate change, it can still be distressing and damaging (Comtesse et al., 2021).
105 Therapeutic strategies to address these issues have not been researched extensively,
106 but include resilience training and climate awareness. One important public health
107 challenge in treating eco-anxiety is helping people learn to cope with climate change
108 without becoming apathetic, managing a society's emotional responses at a complex
109 level. Behavioral strategies may play a role in managing eco-anxiety while retaining
110 some of its benefits, although these strategies have not been closely analyzed (Clayton,
111 2020). For example, some studies suggest the use of "social prescribing efforts" as
112 solutions to climate anxiety. Social prescribing in general, such as the promotion of
113 community-based activities including leisure, education and the arts, has been shown to
114 have significant positive impact on mental and physical health (Munford et al., 2020).
115 Social prescribing activities that may have a positive effect on eco-anxiety include
116 spending time in nature and community-based work to support social connections and
117 community-wide engagement, but these solutions have not yet been studied in-depth
118 (Cunsolo et. al, 2020; Howarth et al., 2020).

119 Some studies suggest that eco-anxiety has not been associated with any
120 particular behavioral responses to climate change (Clayton & Karazsia, 2020).
121 However, some researchers suggest that stress about climate change motivates people
122 and encourages climate action, hypothesizing that these effects may serve as potential
123 positive aspects of eco-anxiety. Sanson and Bellemo (2021) stated that, when it comes

124 to climate change, “action is the antidote to despair.” Verplanken and Roy (2013) found
125 that habitual ecological worry was associated with positive environmental behaviors,
126 such as recycling. Schwartz et al. (2022) determined that collective climate action may
127 have a protective effect against climate anxiety, but did not find this result for individual
128 environmental actions (such as personal recycling). In contrast, other studies suggest
129 that eco-anxiety can engender feelings of “eco-paralysis,” or mental inhibition and levels
130 of anxiety so extreme that they prevent one from taking action, resulting in
131 immobilization or apathy (Albrecht, 2011; Usher, 2019).

132 One factor that may contribute to eco-anxiety is lack of information or
133 overwhelming information about climate change and its effects. Exposure to climate
134 change through media influences stress and mental health (American Psychiatric
135 Association, 2019). Additionally, the indifference and ignorance of others to the climate
136 crisis and lack of coordinated global action to mitigate it can cause great distress among
137 those who care about the environment, leading to eco-anxiety (Rao and Powell, 2021).
138 Frequent exposure to climate change information, such as through social media,
139 newspapers, and television, has been correlated with heightened rates of eco-anxiety.
140 Fritze et al. (2008) observed that climate change information can be so worrying that
141 people react with skepticism and denial. Dodds (2021) noted that climate change doubt,
142 denial and apathy serve as defense mechanisms against climate anxiety. Interestingly,
143 research has also associated media exposure to climate change information with
144 empowerment, indicating the potential additional motivational features of eco-anxiety.
145 For example, Maran and Begotti (2021) found that climate anxiety in a sample of Italian
146 students was positively correlated with both media exposure to climate change

147 information and self-efficacy in dealing with climate change. Another study observed
148 that newspapers and media sources in the United States are often selective in the
149 content they portray, which can influence climate perceptions. Many newspapers
150 portray teen activism against climate change in a negative light to appeal to adult
151 readers, increasing eco-anxiety and sentiments that not enough work is being done or
152 that the being done is ineffectual. Additionally, fear of being misrepresented in the
153 media can repel climate activists from engaging productively with media, resulting in
154 less coverage of climate change efforts (Duffy, 2022).

155 Eco-anxiety is also influenced by factors including socioeconomic status,
156 geographic location, and culture, causing it to disproportionately impact different groups.
157 Disadvantaged groups may be more likely to be exposed to environmental
158 contaminants: Verbeek (2018) found that levels of air pollution were correlated with
159 lower household incomes and higher unemployment levels. Those with a lack of access
160 to resources and living in more vulnerable geographic conditions, such as in rural areas
161 or closer to coasts, are more likely to experience climate anxiety (Cianconi et. al, 2020).
162 Rural individuals, who may be more likely to labor in agriculture and thus be especially
163 dependent on the environment, are more likely to experience climate-related insomnia,
164 obsessive thinking, panic attacks, and appetite changes or eating disorders (Castellone,
165 2018). In addition to rural farmers, Indigenous Peoples, to whom the land has enhanced
166 cultural significance, are also more likely to suffer from eco-anxiety (Cunsolo & Ellis,
167 2018; Middleton et. al, 2020).

168 Marginalized individuals such as people belonging to stigmatized racial, gender,
169 and economic groups are more likely to suffer from the negative impacts of climate

170 change, including mental illness (Hayes et. al, 2018). Cruz et al.'s (2020) analysis
171 suggested that women, especially those in more vulnerable social positions,
172 experienced greater negative mental health impacts of extreme weather events and that
173 populations with unemployment or prior medical conditions are more likely to
174 experience mental health declines after severe weather. Obradovich et al. (2018) found
175 that climate change in the form of multiyear temperature increases and extreme
176 weather events was associated with declines in mental health, with these effects greater
177 for women and people with lower incomes.

178 Age also influences the mental health effects of climate change. Young people
179 with developing brains, limited emotional resilience, and less experienced adapting to
180 threats may be at greater risk for the effects of climate change and have more climate
181 stress (Vergunst & Berry, 2021). Hickman et al. (2021) conducted a global survey of
182 young people and found that more than half of 16-25 year olds were "very" or
183 "extremely" worried about climate change and reported feeling sad, anxious, angry,
184 powerless, helpless and guilty regarding climate change. Nearly half of young people
185 surveyed said their feelings about climate change negatively affect their daily lives and
186 three quarters were fearful of the future. Experiencing extreme stress about the climate
187 can cause damage to brain chemistry, structure and function, creating the potential for
188 even more serious mental illness later in life, including substance abuse and depression
189 (Wu et. al, 2020). These age-related impacts of climate change may also have
190 implications for the effects of climate anxiety on motivation and stress. Political
191 orientation, eco-skepticism, and eco-anxiety may also be related. Cann, Weaver and
192 Williams (2021) conducted social media sharing analysis of climate change information

193 and found that levels of climate skepticism were associated with political ideology and
194 information network polarization. As climate change continues to affect the planet, eco-
195 anxiety and broad-scale research to understand the demographic and information
196 exposure factors associated with it have increasing importance. It is critical that
197 populations with high likelihood of suffering from eco-anxiety can be targeted for
198 interventions, and additional exploration is needed regarding the efficacy of eco-anxiety
199 interventions given that research in this area has been limited. Therefore, we conducted
200 research to assess factors associated with climate change anxiety and potential
201 solutions.

202

203 **METHODS**

204 An English-language online survey questionnaire was developed and
205 distributed to collect data about climate change attitudes. Institutional Review
206 Board (IRB) exemption was received from WCG IRB, an IRB specializing in
207 medical and public health research reviews. The IRB classified the survey as
208 exempt because it was an anonymous survey and no personally-identifying
209 information (PII) was collected from respondents. The survey instrument was
210 developed based on review of the literature and previously published surveys,
211 and programmed using AYTM online survey development and deployment
212 software. AYTM is a research software company that maintains a survey panel
213 of over 100 million potential respondents in 40 countries.

214 Potential US respondents were invited by text message and email to
215 participate in an online, English-language survey to collect data about climate

216 change attitudes. These potential respondents had previously agreed to
217 participate in surveys for research purposes. In January 2022, approximately
218 N=5,000 potential respondents were invited to participate in the survey and a
219 sample of N=2,000 US adults aged 18+ completed the survey, resulting in a
220 response rate of 40%. At the beginning of the survey, respondents were
221 informed of the purposes of the study and agreed to participate voluntarily.
222 Formal consent was not obtained because survey data was collected
223 anonymously. Survey respondents consisted of a broad range of ages, races,
224 ethnic backgrounds, income levels and geographic origins across the US.

225 The survey aimed to assess factors associated with eco-anxiety and
226 potential interventions to reduce its negative effects on mental health and quality
227 of life while retaining engagement and motivation regarding climate change. At
228 the beginning of the survey, respondents were asked to indicate their age and
229 their country of residence and to provide their consent to participate in a survey
230 about climate change. People who were under age 18 and/or currently lived
231 outside the US were thanked and terminated from the study.

232 In the first portion of the survey, respondents were asked to indicate their
233 knowledge, beliefs, behavior and emotions regarding climate change. The
234 complexity and measurement of the negative emotional responses to climate
235 change has been the subject of much exploration and discussion. Measures
236 used were informed by several scholarly approaches, including those of Clayton
237 and Karazsia (2020), Coffey et al., (2021), Helm et al., (2018), Hogg et al.,
238 (2021), Stanley et al. (2021) and Stewart (2021). In the next section of the

239 survey, respondents answered questions regarding their demographics. At the
240 end of the survey, respondents were thanked for their participation. Data were
241 analyzed using SPSS v.28.0 statistical analysis software. First, logistic
242 regression analysis was done to understand predictors of climate anxiety. Then,
243 χ^2 tests were conducted to examine the relationship of climate anxiety with
244 attitudes and behavior. In both the logistic regression and the χ^2 tests, analysis
245 focused on self-reported responses to the question “Does climate change make
246 you feel anxious?”

247

248 **RESULTS**

249 The survey sample consisted of people with a range of ages, relationship statuses,
250 education levels and racial/ethnic backgrounds (see Table 1). More females than males
251 completed the survey, but other demographic characteristics such as race and ethnicity
252 mirrored US population values according to the US Census. More than one quarter of
253 survey respondents (26%) indicated they were anxious about climate change, and the
254 remainder did not (74%) (see Figure 1).

255

256

257 **Table 1: Survey sample characteristics**

Gender	Percent	Education Level	Percent	Relationship Status	Percent
Female	57.1%	No college	17.0%	Married	41.5%
Male	43.0%	Some college	26.7%	Single	34.1%
		2yr degree	12.0%	Divorced	10.5%
		4yr degree	27.8%	Living with a significant other	7.2%
		Grad school degree	10.8%	Widowed	3.9%
		Professional degree	5.9%	Engaged	1.4%
				It's complicated	1.6%
Race/ Ethnicity		Age		Annual Household Income	
White / Caucasian	63.4%	18-24	7.2%	\$0 - \$25,000	26.4%
Black / African-American	14.1%	25-34	16.3%	\$25,000 - \$50,000	26.6%
Hispanic / Latino / Spanish	12.4%	35-44	20.2%	\$50,000 - \$75,000	20.0%
Asian	5.7%	45-54	18.8%	\$75,000 - \$100,000	13.0%
Multiracial	2.0%	55-64	20.2%	\$100,000 - \$200,000	12.2%
Native American	0.7%	65-74	15.2%	\$200,000 - \$500,000	1.9%
Other Race	1.9%	75+	2.3%	>\$500,000	0.2%
Parental Status		Mean Age	47.9 years (SD=15.4)		
No children	71.7%	Median Age	48.0 years		
1 child	13.0%	Age Range	18-90 years		
2 children	9.5%				
3 children	4.3%				
4 children	1.1%				
5+ children	0.6%				

258
259

260 **Figure 1: Logistic regression classification accuracy**

261

262 **ECO-ANXIETY PREDICTORS**

263 In the logistic regression model, climate anxiety served as the dependent
 264 variable and demographics and climate change information exposure were independent
 265 variables. The model correctly classified 92% of those without eco-anxiety, substantially
 266 higher than the 74% correct classification expected by the null model. The model also
 267 correctly classified 33% of those with eco-anxiety, significantly better than the 26%
 268 correct classification expected by the null model (see Figure 1). The overall model had a
 269 significant fit at $p < .0001$. The Nagelkerke $R^2 = .296$, so about one third of the variation in
 270 the data was explained by the model (see Table 2). This is a moderately strong result
 271 for a social science model.

272

273 **Table 2: Logistic regression results and model fit**

	B	S.E.	Wald χ^2	df	Sig.	Odds ratio
How familiar are you with climate change?			1.621	4	0.805	
Very	0.006	0.232	0.001	1	0.980	1.006
Somewhat	0.133	0.250	0.281	1	0.596	1.142
Not very	0.205	0.458	0.199	1	0.655	1.227
Not at all	1.089	0.957	1.295	1	0.255	2.971
How often do you hear about climate change in the media?			22.665	8	0.004	
2-3 times per week	-0.028	0.262	0.012	1	0.914	0.972
About once a week	-0.448	0.289	2.395	1	0.122	0.639
2-3 times per month	-0.962	0.339	8.044	1	0.005	0.382
About once a month	-0.097	0.364	0.071	1	0.790	0.908
Every 2-3 months	-1.894	0.677	7.837	1	0.005	0.150
Several times a year	-1.054	0.513	4.220	1	0.040	0.348
Once a year or less	-0.120	0.715	0.028	1	0.867	0.887
Never	-1.909	1.094	3.043	1	0.081	0.148
How often do you discuss climate change with friends, family or other people you know?			26.866	8	0.001	
2-3 times per week	0.967	0.475	4.145	1	0.042	2.629
About once a week	0.398	0.474	0.706	1	0.401	1.490
2-3 times per month	0.709	0.478	2.207	1	0.137	2.033
About once a month	-0.103	0.496	0.044	1	0.835	0.902
Every 2-3 months	0.531	0.530	1.004	1	0.316	1.701
Several times a year	0.422	0.524	0.649	1	0.421	1.526
Once a year or less	-0.091	0.549	0.028	1	0.868	0.913
Never	-0.628	0.521	1.453	1	0.228	0.534

	B	S.E.	Wald χ^2	df	Sig.	Odds ratio
Generally speaking, do you usually think of yourself as:			3.551	3	0.314	
Republican	-0.445	0.242	3.374	1	0.066	0.641
Independent	-0.115	0.198	0.336	1	0.562	0.891
Something else (Not Democrat, Republican or Independent)	-0.245	0.296	0.684	1	0.408	0.783
When do you think climate change will start harming you and your friends/family?			47.850	8	0.000	
In 1-5 years	-0.437	0.233	3.517	1	0.061	0.646
In 6-10 years	-0.948	0.352	7.234	1	0.007	0.388
In 11-15 years	-1.011	0.513	3.885	1	0.049	0.364
In 16-25 years	-1.817	0.642	7.994	1	0.005	0.163
In 26-50 years	-0.913	0.469	3.795	1	0.051	0.401
In 51-100 years	-0.854	0.614	1.934	1	0.164	0.426
More than 100 years from now	-1.203	0.476	6.380	1	0.012	0.300
Never	-3.143	0.611	26.436	1	0.000	0.043
Age	-0.011	0.005	4.421	1	0.036	0.989
Gender(Male)	-0.385	0.169	5.173	1	0.023	0.680
Highest level of education completed			6.168	5	0.290	
Some college	-0.048	0.272	0.031	1	0.859	0.953
2yr degree	-0.171	0.317	0.292	1	0.589	0.843
4yr degree	0.267	0.277	0.926	1	0.336	1.305
Grad school degree	-0.370	0.351	1.114	1	0.291	0.691
Professional degree	-0.253	0.410	0.382	1	0.536	0.776
Constant	0.420	0.543	0.599	1	0.439	1.522

274
275

Omnibus Tests of Model Coefficients

	square	df	Sig.
Step	228.213	38	0.000
Block	228.213	38	0.000
Model	228.213	38	0.000

Model Summary

	-2 Log likelihood	Snell R Square	Nagelkerke R Square
	938.305 ^a	0.204	0.296

276

277 Factors including familiarity with climate change, political party, and education did
278 not serve as significant predictors of climate anxiety in the logistic regression model
279 (see Table 2). Frequency of media exposure about climate change was associated with
280 climate anxiety: in general, less frequent self-reported media exposure was associated
281 with lack of climate anxiety. Similarly, infrequency of climate discussions with friends
282 and family was associated with lack of climate anxiety. People who felt it would be a
283 long time before climate change impacted them personally were less likely to be
284 anxious, as were males and older people.

285

286 **ECO-ANXIETY CORRELATES**

287 Associations between eco-anxiety and respondents' attitudes and behavior was
288 examined using χ^2 analysis. Those who indicated they were not anxious about climate
289 change were significantly more likely than those with eco-anxiety to say that climate
290 change is harmless, a hoax, not going to affect my daily life, and exaggerated (all
291 comparisons $p < .05$, see Figure 2). People without eco-anxiety were also significantly
292 more likely to say that climate change is caused mostly by natural changes in the
293 environment (28.2% vs. 15.8%, $p < .05$). Those with eco-anxiety were significantly more
294 likely than those without eco-anxiety to say climate change is something almost all
295 scientists agree about, is caused mostly by human activities, is real, and is already
296 happening (all comparisons $p < .05$). Interestingly, only about half (52.3%) of those
297 without climate anxiety said they believe climate change is real.

298

299 **Figure 2: Beliefs about climate change**

300

301 People without eco-anxiety were significantly more likely to say that information
302 about climate change is fake, one-sided, not trustworthy, and too political (all
303 comparisons $p < .05$, see Figure 3). More than a third (35.2%) of those without eco-
304 anxiety said information about climate change is too political vs. 25.0% of those with
305 eco-anxiety ($p < .05$). Those with climate change anxiety were significantly more likely to
306 say that information about climate change is hard to understand, confusing and
307 overwhelming ($p < .05$). Nearly half (47.0%) of climate anxious respondents said climate
308 change information is overwhelming vs. just 19.9% of respondents without climate
309 anxiety ($p < .05$).

310

311 **Figure 3: Perceptions of information about climate change**

312

313 Respondents were also asked to indicate whether they felt other emotions about
314 climate change. People without eco-anxiety were more likely to say they felt skeptical
315 (16.2% vs. 8.9%, $p < .05$, see Figure 4). People with eco-anxiety were more likely to
316 report a range of emotions: they were more likely to report being motivated and
317 interested regarding climate change, but they were also more likely to say they felt
318 depressed, angry, sad, overwhelmed, frustrated and worried (all comparisons $p < .05$).

319 The survey also asked respondents to report how climate change is affecting their
320 mental health, if at all. The results showed that 84.7% of those who were not anxious
321 about climate change said their mental health was unaffected by climate change vs.
322 48.4% of those with climate change anxiety ($p < .05$). Nearly half (45.5%) of those with
323 climate change anxiety said climate change made their mental health somewhat worse
324 (vs. only 11.5% of those without climate change anxiety, $p < .05$) and 6.2% (vs. 3.8%,

325 p<.05) said climate change made their mental health a lot worse (see Figure 5). People
326 with climate change anxiety were significantly more likely to indicate that their eco-
327 anxiety negatively impacted their wellbeing and quality of life. They were more likely to
328 say that their concerns about climate change made it harder to get school/work
329 assignments done (5.2% vs. 2.8%), have fun with family and friends (7.5% vs. 2.6%),
330 and concentrate (10.2% vs. 4.2%) (all comparisons p<.05) (see Figure 6).

331

332 **Figure 4: Feelings about climate change**

333

334 **Figure 5: Climate change impact on mental health**

335

336 **Figure 6: Cognitive and functional impairments due to eco-anxiety**

337

338

339 **POTENTIAL SOLUTIONS**

340 People with climate change anxiety were significantly more likely to
341 exhibit environmentally conscious behaviors, such as being vegetarians, driving
342 an electric/hybrid car, using public transportation, voting with relation to climate
343 issues, recycling, reducing energy usage, and having confidence that their
344 actions can have an impact on climate change (p<.05, see Figure 7). People
345 with climate anxiety were more likely to support organizations and charities
346 related to the environment or the effects of climate change through donating
347 time or money (24.7% vs. 10.2%, p<.05, see Figure 8). The eco-anxious were
348 also significantly more likely to support many other types of charitable

349 organizations, such as animal charities, human and social services and health
350 charities ($p < .05$). However, people without climate change anxiety were
351 significantly more likely to support religious organizations (19.3% vs. 14.6%,
352 $p < .05$). Of respondents not involved with environmental organizations, those
353 with climate anxiety were more likely to cite structural barriers like lack of time,
354 access, awareness, or experience (comparisons $p < .05$, see Figure 9). People
355 without eco-anxiety were more likely to say that lack of interest was the reason
356 they do not volunteer for or donate to environmental causes (17.0% vs. 6.4%,
357 $p < .05$).

358

359 **Figure 7: Environmental behaviors**

360

361 **Figure 8: Current charitable behavior**

362

363 **Figure 9: Reasons respondent does not volunteer for or donate to environmental**
364 **organizations**

365

366 Those without climate anxiety were more likely to say that climate anxiety
367 would be reduced by less emphasis on climate change among government
368 leaders and less media coverage of climate change (both comparisons $p < .05$,
369 see Figure 10). People with climate anxiety were more likely to state that their
370 stress would be reduced by personal actions such as donating money or time to
371 environmental causes, learning more about current climate change reduction
372 efforts, and learning how they can help climate change efforts (all comparisons
373 $p < .05$) Those with climate anxiety were also more likely to cite the importance to
374 institutional efforts in reducing eco-anxiety, including the need for additional laws

375 to mitigate climate change and more scientific research into renewable energy
376 sources (comparisons $p < .05$).

377

378 **Figure 10: Factors that would make respondent feel less worried or anxious about**
379 **climate change**

380

381 **DISCUSSION**

382 Based on the logistic regression model results, climate change anxiety was
383 associated with greater self-reported frequency of hearing about climate change in the
384 media and discussing climate change with friends and family. However, the direction of
385 causality was not clear: media exposure to climate change information and talking about
386 it might cause climate change anxiety, or people who are already worried about climate
387 change might seek out information and want to talk about it with others. Younger age
388 and female gender were also associated with greater likelihood of climate change
389 anxiety. Furthermore, people who thought climate change would happen further into the
390 future were less likely to have climate change anxiety. These results support prior
391 research that has shown that females have higher baseline levels of general anxiety,
392 which may contribute to their likelihood to develop climate change anxiety (Bahrami &
393 Yousefi, 2011). Young people, especially if they expect climate change to cause
394 damage in the shorter term future, would logically be more anxious about climate
395 change because they may anticipate that their lives overall will be more affected by it
396 than older people, since young people expect to have more remaining years of life. This
397 indicates that climate anxiety has several demographic factors that must be recognized
398 when developing tailored, targeted solution strategies.

399 Some variables in the logistic regression did not have the expected relationship
400 with eco-anxiety. Self-defined familiarity with climate change was not significantly
401 associated with climate change anxiety. It was hypothesized that the greater knowledge
402 that people felt they had about climate change, the more anxious they would be. The
403 model results did not support this hypothesis. Political party affiliation and education
404 levels also did not have significant relationships with climate change anxiety. Prior
405 research would suggest that more politically conservative and less educated survey
406 respondents would be less likely to have climate change anxiety, but these results were
407 not found in the analysis.

408 The results identified both positive and negative correlates of climate change
409 anxiety. People with eco-anxiety were more likely to say that climate change makes
410 them feel hopeless, tense, and troubled and made their mental health either a lot or
411 somewhat worse. Additionally, people with eco-anxiety were more likely to report that
412 their climate concerns damaged their ability to work productively, concentrate, and
413 enjoy free time with friends and family. This indicates the damaging toll that eco-anxiety
414 may take on personal wellbeing. However, the research also revealed several potentials
415 to utilize eco-anxiety and produce a positive impact. For example, those with climate
416 change anxiety were also more likely to say they take action in their daily lives to reduce
417 their contributions to climate change, being more likely to look for ways to reduce
418 energy usage, recycle, and use public transportation. Those with eco-anxiety were more
419 likely to say that climate change makes them feel motivated and interested and were
420 more likely to volunteer and/or donate to environmental organizations. Because eco-
421 anxiety is so complex, with both positive and negative aspects, it is important to develop

422 and identify solution strategies that will exert the greatest impact on bettering mental
423 health while fighting apathy and retaining engagement in the climate cause.

424 To this end, the research identified several solutions to climate change anxiety,
425 including behavioral strategies, a potential indicated by previous studies. Those with
426 anxiety were more likely to believe that environmental volunteering would reduce their
427 anxiety. This may be because volunteering offers opportunities to directly impact the
428 local environment and help volunteers have a personal impact on the cause, which may
429 soothe anxiety about lack of involvement or feelings of helplessness. Those who did not
430 volunteer cited reasons such as a lack of experience or awareness of how to get
431 involved. To combat this, environmental organizations may have an opportunity to
432 promote volunteering opportunities and organize easy-to-access climate volunteering
433 events for various communities. Those with eco-anxiety were also more likely to say
434 more information on climate change causes, effects, and current mitigation efforts would
435 reduce their anxiety, as well as climate change information that is easier to understand.
436 To prevent media from being overwhelming and exacerbating climate anxiety, clear and
437 concise information about climate change and the science behind it should be promoted
438 in ways that contain limited jargon and are easy to understand for broader populations.

439 The results supported previous findings about eco-anxiety as a motivating factor
440 for taking action through environmentally conscious behaviors and support of climate
441 charities, but this effect is counterbalanced by the potential for worsened quality of life
442 through damaged mental health and prevalence of discouraging emotions. The
443 research built on previous findings by identifying specific negative impacts of eco-
444 anxiety, such as trouble focusing and enjoying free time. The authors found that people

445 who were anxious about climate change were more likely to hear about it frequently in
446 the media, but felt information about climate change is overwhelming and hard to find
447 and understand.

448 Limitations of the study include that the research was conducted only in English
449 and only among US residents. Additionally, as the survey was conducted online,
450 individuals without Internet access were unable to respond. The self-reported
451 environmental and charitable behavior results may have been affected by events such
452 as the COVID-19 pandemic, which prevented many people from volunteering in-person
453 and potentially increased eco-anxiety rates. Furthermore, survey respondents had
454 previously agreed to participate in research projects by being part of the survey panel
455 used to conduct the reserach. These people may not fully represent the US population
456 as a whole. Finally, the response rate, although high for an online survey, was not
457 100%. It is possible that the people who did not respond to the survey invitation are
458 somehow different than those who did complete the survey.

459 The potential eco-anxiety solutions are based on self-reports about the factors
460 that survey respondents thought would decrease their eco-anxiety; however, laypeople
461 are often not the best predictors of their own future reactions (e.g., Poon, Koehler and
462 Buehler, 2014). Even if actions that respondents felt could mitigate eco-anxiety would not
463 immediately do so, they could nonetheless have societal benefits. Additionally,
464 participation in social activities like volunteering could increase social cohesion and
465 community connections, which previous research has shown have positive effects on
466 psychological resilience and anxiety reduction, as well as other beneficial health
467 outcomes (Bowe et al., 2021; Generaal et al., 2019; Howarth et al., 2020; Robinette et al.,

468 2018; Robinette et al., 2021). Furthermore, the study did not cover personal experiences
469 with climate-influenced weather changes. Demski et al. (2017) found that personal
470 experience with extreme weather events like floods significantly increases people's
471 judgments of the importance of climate change as a social issue and their level of
472 personal risk. Future research should further explore the relationship of perceived
473 personal experience with climate-change-driven events, such as droughts or wildfires,
474 with eco-anxiety.

475

476 **CONCLUSIONS**

477 The results suggest that media exposure to climate change information was
478 associated with higher likelihood of climate anxiety, but that self-defined level of
479 knowledge about climate change was not significantly related to climate anxiety
480 likelihood. These results may be related to eco-anxious individuals' significantly higher
481 likelihood to see climate change information as confusing, overwhelming, or hard to
482 understand. Those with eco-anxiety were significantly more likely to indicate that more
483 information about climate change's causes, effects, and current efforts would reduce
484 their anxiety. Developing and distributing straightforward, easy-to-understand climate
485 change information may reduce eco-anxiety associated with media exposure while
486 ensuring that these individuals remain accurately informed about the issue. More
487 research is needed to explore the relationship between media exposure, knowledge,
488 and eco-anxiety, as well as which information adaptations may most effectively reduce
489 eco-anxiety and its association with media.

490 The findings support previous research about the positive and negative effects of

491 eco-anxiety, and confirmed the hypothesis that anxiety about climate change could be
492 reduced through behavioral strategies such as volunteering and information campaigns.
493 It identified that eco-anxiety is a motivating factor encouraging people to take action, as
494 well as several negative effects of eco-anxiety on the quality of life. The study expanded
495 upon past research efforts that proposed behavioral strategies to reduce eco-anxiety by
496 finding a significant association between volunteering efforts and predicted anxiety
497 reduction. This is a novel solution, as volunteering for environmental organizations can
498 reduce the negative effects of eco-anxiety while retaining motivation and interest and
499 simultaneously have a positive impact on the environment. To encourage more people
500 to volunteer, our study identified the importance of promoting information on how to get
501 involved and encouraging newcomers. Future experimental research could test the
502 impact of environmental volunteering to more clearly establish these effects.

503 The research also further explored the role of media and information on eco-
504 anxiety, indicating that media about climate change can be overwhelming and
505 contribute to higher rates of anxiety. To reduce this issue, it is important to cover climate
506 change information in a way that is easy to understand by all populations. The media
507 could also be used to promote information about how to get involved with local
508 environmental volunteer groups, helping to encourage more people to get involved and
509 reduce eco-anxiety. Media and online services can also be utilized to provide better
510 climate mental health treatment access; Taylor (2020) notes that the COVID-19
511 pandemic has necessitated rapid online mental health service delivery, and that these
512 advances could be adapted to help address climate anxiety.

513 Women and younger people were found to have a greater likelihood of eco-

514 anxiety. Efforts and interventions to reduce eco-anxiety should be especially tailored
515 towards women and young people to help combat this effect. The lack of a statistically
516 significant relationship between education, political party membership, and eco-anxiety
517 was unexpected and merits further study. Future research should also delve deeper into
518 the association of eco-anxiety with age, gender, and other demographic factors.
519 Potential changes to the experimental procedure would be to ask more questions
520 surrounding age and youth perceptions of climate change, as previous studies identified
521 that younger people were more likely to be eco-anxious, or questions targeting
522 underrepresented racial, gender, and economic groups. Mixed-methods research could
523 also be used to more deeply understand respondents' experiences, attitudes and
524 associations and possible reasons for them. Qualitative exploration has not yet been
525 widely used in environmental epidemiology research, but has great promise for helping
526 better understand causal processes and develop effective interventions (Noël,
527 Vanroelen, & Gadeyne, 2021).

528 Furthermore, future studies should be conducted in multiple languages and with
529 larger sample sizes to reduce the limitations of the study and further establish the
530 robustness and reproducibility of the findings. Future research could also evaluate
531 groups of people with and without eco-anxiety and assess the direct effects of different
532 volunteering efforts or types of media exposure on anxiety reduction.

533

534

535 **Financial Support**

536 This research received no specific grant from any funding agency, commercial or not-
537 for-profit sectors.

538

539 **Conflicts of Interest**

540 Conflicts of Interest: None.

541

542 **Ethical Standards**

543 The authors assert that all procedures contributing to this work comply with the ethical
544 standards of the relevant national and institutional committees on human

545 experimentation and with the Helsinki Declaration of 1975, as revised in 2008.

546 Institutional review was provided by WCG IRB. All survey respondents were adults aged

547 18+ who were informed of the objectives of the research and participated voluntarily.

548 Formal consent was not obtained because survey data was collected anonymously.

549

550 **Availability of Data and Materials**

551 Anonymized survey data is available upon request.

552

553 **REFERENCES**

554

555 Albrecht G. (2011) Chronic Environmental Change: Emerging 'Psychoterratic' Syndromes. In:
556 Weissbecker I. (eds) Climate Change and Human Well-Being. International and Cultural
557 Psychology. Springer, New York, NY. https://doi.org/10.1007/978-1-4419-9742-5_3

558

559 American Psychiatric Association (APA) (2019) How extreme weather events affect mental
560 health. APA.org <https://www.psychiatry.org/patients-families/climate-change-and-mental-health-connections/affects-on-mental-health>

562

563 Bahrami, F., & Yousefi, N. (2011). Females are more anxious than males: a metacognitive
564 perspective. Iranian journal of psychiatry and behavioral sciences, 5(2), 83–90.

565

566 Bowe, M., Wakefield, J. R. H., Kellezi, B., Stevenson, C., McNamara, N., Jones, B. A., Sumich,
567 A., & Heym, N. (2021). The mental health benefits of community helping during crisis:
568 Coordinated helping, community identification and sense of unity during the COVID -19
569 pandemic. Journal of Community & Applied Social Psychology, 32(3), 521–535.
570 <https://doi.org/10.1002/casp.2520>

571

572 Cann, T., Weaver, I. S., & Williams, H. (2021). Ideological biases in social sharing of online
573 information about climate change. PloS one, 16(4), e0250656.
574 <https://doi.org/10.1371/journal.pone.0250656>

575

576 Castellone, M.S. (2018, January 9). Coming to terms with ecoanxiety. Psychology today.
577 <https://www.psychologytoday.com/au/blog/the-me-in-we/201801/coming-terms-ecoaxiety>

578

579 Cianconi, P., Betrò, S., & Janiri, L. (2020). The Impact of Climate Change on Mental Health: A
580 Systematic Descriptive Review. *Frontiers in psychiatry*, 11, 74.
581 <https://doi.org/10.3389/fpsy.2020.00074>

582

583 Clayton S. (2020). Climate anxiety: Psychological responses to climate change. *Journal of*
584 *anxiety disorders*, 74, 102263. <https://doi.org/10.1016/j.janxdis.2020.102263>

585

586 Clayton, S. & Karazsia, B.T. (2020) Development and validation of a measure of climate change
587 anxiety. *Journal of environmental psychology*, 69. <https://doi.org/10.1016/j.jenvp.2020.101434>

588

589 Comtesse, H., Ertl, V., Hengst, S., Rosner, R., & Smid, G. E. (2021). Ecological Grief as a
590 Response to Environmental Change: A Mental Health Risk or Functional Response?
591 *International journal of environmental research and public health*, 18(2), 734.
592 <https://doi.org/10.3390/ijerph18020734>

593

594 Cunsolo, A., Harper, S. L., Minor, K., Hayes, K., Williams, K. G., & Howard, C. (2020).
595 Ecological grief and anxiety: the start of a healthy response to climate change?. *The Lancet.*
596 *Planetary health*, 4(7), e261–e263. [https://doi.org/10.1016/S2542-5196\(20\)30144-3](https://doi.org/10.1016/S2542-5196(20)30144-3)

597

598 Dailianis, A.T. (2020). Eco-anxiety: A scoping review towards a clinical conceptualisation and
599 therapeutic approach. Unpublished master's thesis, Auckland University of Technology.
600 <https://openrepository.aut.ac.nz/bitstream/handle/10292/14343/DailianisA.pdf?sequence=3&isAl>
601 [lowed=y](#)

602

- 603 Demski, C., Capstick, S., Pidgeon, N., Sposato, R. G., & Spence, A. (2017). Experience of
604 extreme weather affects climate change mitigation and adaptation responses. *Climatic change*,
605 140(2), 149–164. <https://doi.org/10.1007/s10584-016-1837-4>
606
- 607 Dodds J. (2021). The psychology of climate anxiety. *BJPsych bulletin*, 45(4), 222–226.
608 <https://doi.org/10.1192/bjb.2021.18>
609
- 610 Duffy A. (2022). Commentary: What price eyeballs? - A commentary/reflection on Benoit,
611 Thomas and Martin (2021). *Child and adolescent mental health*, 27(1), 87–88.
612 <https://doi.org/10.1111/camh.12522>
613
- 614 Edwards, B., Gray, M., & Borja, J. (2021). The influence of natural disasters on violence, mental
615 health, food insecurity, and stunting in the Philippines: Findings from a nationally representative
616 cohort. *SSM - population health*, 15, 100825. <https://doi.org/10.1016/j.ssmph.2021.100825>
617
- 618 Generaal, E., Timmermans, E. J., Dekkers, J., Smit, J. H., & Penninx, B. (2019). Not
619 urbanization level but socioeconomic, physical and social neighbourhood characteristics are
620 associated with presence and severity of depressive and anxiety disorders. *Psychological*
621 *medicine*, 49(1), 149–161. <https://doi.org/10.1017/S0033291718000612>
622
- 623 Hayes, K., Blashki, G., Wiseman, J., Burke, S., & Reifels, L. (2018). Climate change and mental
624 health: risks, impacts and priority actions. *International journal of mental health systems*, 12, 28.
625 <https://doi.org/10.1186/s13033-018-0210-6>
626
- 627 Hickman, C., Marks, E., Pihkala, P., Clayton, S., Lewandowski, R. E., Mayall, E. E., Wray, B.,
628 Mellor, C., & van Susteren, L. (2021). Climate anxiety in children and young people and their

629 beliefs about government responses to climate change: a global survey. *The Lancet. Planetary*
630 *health*, 5(12), e863–e873. [https://doi.org/10.1016/S2542-5196\(21\)00278-3](https://doi.org/10.1016/S2542-5196(21)00278-3)

631

632 Howarth, M., Griffiths, A., da Silva, A., & Green, R. (2020). Social prescribing: a 'natural'
633 community-based solution. *British journal of community nursing*, 25(6), 294–298.
634 <https://doi.org/10.12968/bjcn.2020.25.6.294>

635

636 Hurley, E. A., Dalglish, S. L., & Sacks, E. (2022). Supporting young people with climate anxiety:
637 mitigation, adaptation, and resilience. *The Lancet. Planetary health*, 6(3), e190.
638 [https://doi.org/10.1016/S2542-5196\(22\)00015-8](https://doi.org/10.1016/S2542-5196(22)00015-8)

639

640 Maran, D. A., & Begotti, T. (2021). Media Exposure to Climate Change, Anxiety, and Efficacy
641 Beliefs in a Sample of Italian University Students. *International journal of environmental*
642 *research and public health*, 18(17), 9358. <https://doi.org/10.3390/ijerph18179358>

643

644 Middleton, J., Cunsolo, A., Jones-Bitton, A., Shiwak, I., Wood, M., Pollock, N., Flowers, C., &
645 Harper, S. L. (2020). "We're people of the snow:" Weather, climate change, and Inuit mental
646 wellness. *Social science & medicine* (1982), 262, 113137.

647

648 Middleton, J., Cunsolo, A., Jones-Bitton, A., Wright, C.J., & Harper, S.L. (2020). Indigenous
649 mental health in a changing climate: a systematic scoping review of the global literature.
650 *Environmental research letters*, 15(5). <https://iopscience.iop.org/article/10.1088/1748->

651 [9326/ab68a9](https://iopscience.iop.org/article/10.1088/1748-9326/ab68a9)

652

- 653 Munford, L. A., Panagioti, M., Bower, P., & Skevington, S. M. (2020). Community asset
654 participation and social medicine increases qualities of life. *Social science & medicine* (1982),
655 259, 113149. <https://doi.org/10.1016/j.socscimed.2020.113149>
656
- 657 Noël, C., Vanroelen, C., & Gadeyne, S. (2021). Qualitative research about public health risk
658 perceptions on ambient air pollution. A review study. *SSM - population health*, 15, 100879.
659 <https://doi.org/10.1016/j.ssmph.2021.100879>
660
- 661 Obradovich, N., Migliorini, R., Paulus, M. P., & Rahwan, I. (2018). Empirical evidence of mental
662 health risks posed by climate change. *Proceedings of the National Academy of Sciences of the*
663 *United States of America*, 115(43), 10953–10958. <https://doi.org/10.1073/pnas.1801528115>
664
- 665 Parker, C. L., Wellbery, C. E., & Mueller, M. (2019). The changing climate: Managing health
666 impacts. *American family physician*, 100(10), 618–626.
667
- 668 Pihkala, P. (2018). Eco-anxiety, tragedy and hope: Psychological and spiritual dimensions of
669 climate change. *Zygon*, 53: 545-569. <https://doi.org/10.1111/zygo.12407>
670
- 671 Poon, C. S., Koehler, D. J., & Buehler, R. (2014). On the psychology of self-prediction:
672 Consideration of situational barriers to intended actions. *Judgment & decision making*, 9(3).
673 <https://EconPapers.repec.org/RePEc:jdm:journl:v:9:y:2014:i:3:p:207-225>
674
- 675 Ramadan, A., & Ataallah, A. G. (2021). Are climate change and mental health correlated?
676 *General psychiatry*, 34(6), e100648. <https://doi.org/10.1136/gpsych-2021-100648>
677

- 678 Ramadan, R., Randell, A., Lavoie, S., Gao, C.X., Manrique, P.C., Anderson, R., & Zbukvic, I.C.
679 (2021). Understanding the evidence for climate concerns, negative emotions and climate-
680 related mental ill-health in young people: a scoping review. Accessed May 29, 2022 from
681 medRxiv.
682 <https://www.medrxiv.org/content/medrxiv/early/2021/09/29/2021.09.27.21264151.full.pdf>
683
- 684 Rao, M. and Powell, R.A. (2021, October 6). The climate crisis and the rise of eco-anxiety. The
685 BMJ opinion. Accessed May 30, 2022 at [https://blogs.bmj.com/bmj/2021/10/06/the-climate-](https://blogs.bmj.com/bmj/2021/10/06/the-climate-crisis-and-the-rise-of-eco-anxiety/)
686 [crisis-and-the-rise-of-eco-anxiety/](https://blogs.bmj.com/bmj/2021/10/06/the-climate-crisis-and-the-rise-of-eco-anxiety/)
687
- 688 Reyes, M., Carmen, B., Luminarias, M., Mangulabnan, S., & Ogunbode, C.A. (2021). An
689 investigation into the relationship between climate change anxiety and mental health among
690 Gen Z Filipinos. *Current psychology* (New Brunswick, N.J.), 1–9. Advance online publication.
691 <https://doi.org/10.1007/s12144-021-02099-3>
692
- 693 Robinette, J. W., Charles, S. T., & Gruenewald, T. L. (2018). Neighborhood cohesion,
694 neighborhood disorder, and cardiometabolic risk. *Social science & medicine* (1982), 198, 70–76.
695 <https://doi.org/10.1016/j.socscimed.2017.12.025>
696
- 697 Robinette, J. W., Bostean, G., Glynn, L. M., Douglas, J. A., Jenkins, B. N., Gruenewald, T. L., &
698 Frederick, D. A. (2021). Perceived neighborhood cohesion buffers COVID-19 impacts on mental
699 health in a United States sample. *Social science & medicine* (1982), 285, 114269.
700 <https://doi.org/10.1016/j.socscimed.2021.114269>
701
- 702 Sanson, A., & Bellemo, M. (2021). Children and youth in the climate crisis. *BJPsych bulletin*,
703 45(4), 205–209. <https://doi.org/10.1192/bjb.2021.16>

- 704
- 705 Schwartz, S., Benoit, L., Clayton, S., Parnes, M. F., Swenson, L., & Lowe, S. R. (2022). Climate
706 change anxiety and mental health: Environmental activism as buffer. *Current psychology* (New
707 Brunswick, N.J.), 1–14. Advance online publication. <https://doi.org/10.1007/s12144-022-02735-6>
708
- 709 Stanley, S., Hogg, T., Leviston, Z. & Walker, I. (2021). From anger to action: Differential impacts
710 of eco-anxiety, eco-depression, and eco-anger on climate action and wellbeing. *The Journal of*
711 *Climate Change and Health*.
- 712
- 713 Svensson, S. J., & Elntib, S. (2021). Community cohesion during the first peak of the COVID-19
714 pandemic: A social antidote to health anxiety and stress. *Journal of applied social psychology*,
715 10.1111/jasp.12800. Advance online publication. <https://doi.org/10.1111/jasp.12800>
716
- 717 Taylor S. (2020). Anxiety disorders, climate change, and the challenges ahead: Introduction to
718 the special issue. *Journal of anxiety disorders*, 76, 102313.
719 <https://doi.org/10.1016/j.janxdis.2020.102313>
720
- 721 Usher, K., Durkin, J., & Bhullar, N. (2019). Eco-anxiety: How thinking about climate change-
722 related environmental decline is affecting our mental health. *International journal of mental*
723 *health nursing*, 28(6), 1233–1234. <https://doi.org/10.1111/inm.12673>
724
- 725 Verbeek T. (2018). Unequal residential exposure to air pollution and noise: A geospatial
726 environmental justice analysis for Ghent, Belgium. *SSM - population health*, 7, 100340.
727 <https://doi.org/10.1016/j.ssmph.2018.100340>
728
- 729 Vergunst, F., & Berry, H. L. (2021). *Climate Change and Children's Mental Health: A*

730 Developmental Perspective. *Clinical Psychological Science*.

731 <https://doi.org/10.1177/21677026211040787>

732

733 Verplanken, B., & Roy, D. (2013). "My worries are rational, climate change is not": habitual
734 ecological worrying is an adaptive response. *PloS one*, 8(9), e74708.

735 <https://doi.org/10.1371/journal.pone.0074708>

736

737 Warsini, S., West, C., Ed Tt, G. D., Res Meth, G. C., Mills, J., & Usher, K. (2014). The
738 psychosocial impact of natural disasters among adult survivors: an integrative review. *Issues in*
739 *mental health nursing*, 35(6), 420–436. <https://doi.org/10.3109/01612840.2013.875085>

740

741 World Health Organization (WHO) (2021, October 30) Climate change and health. WHO
742 website. <https://www.who.int/news-room/fact-sheets/detail/climate-change-and-health>

743

744 Wu, J., Snell, G., & Samji, H. (2020). Climate anxiety in young people: a call to action. *The*
745 *Lancet: Planetary health*, 4(10), e435–e436. [https://doi.org/10.1016/S2542-5196\(20\)30223-0](https://doi.org/10.1016/S2542-5196(20)30223-0)

746

747

Figure 1: Logistic regression classification accuracy

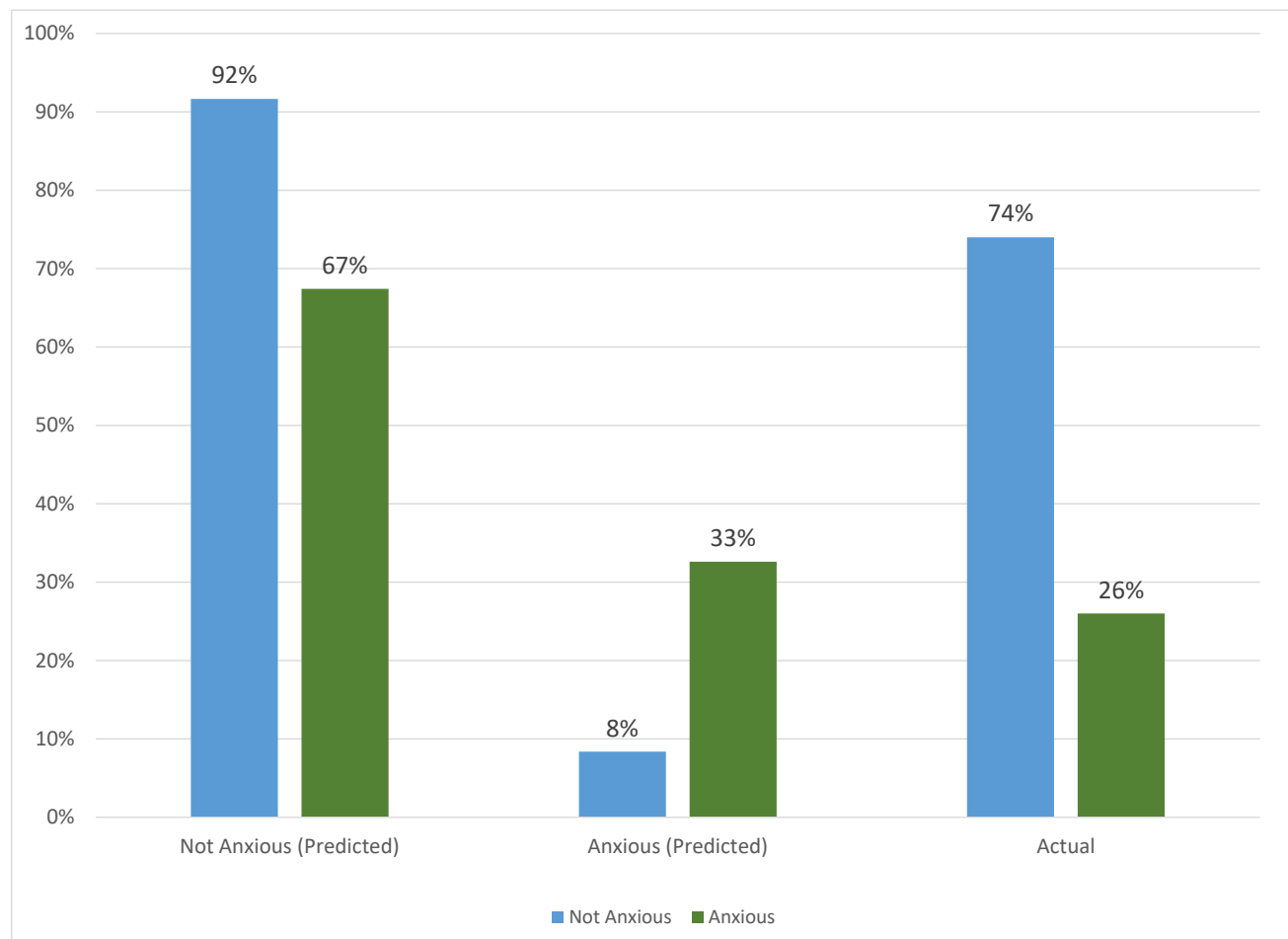
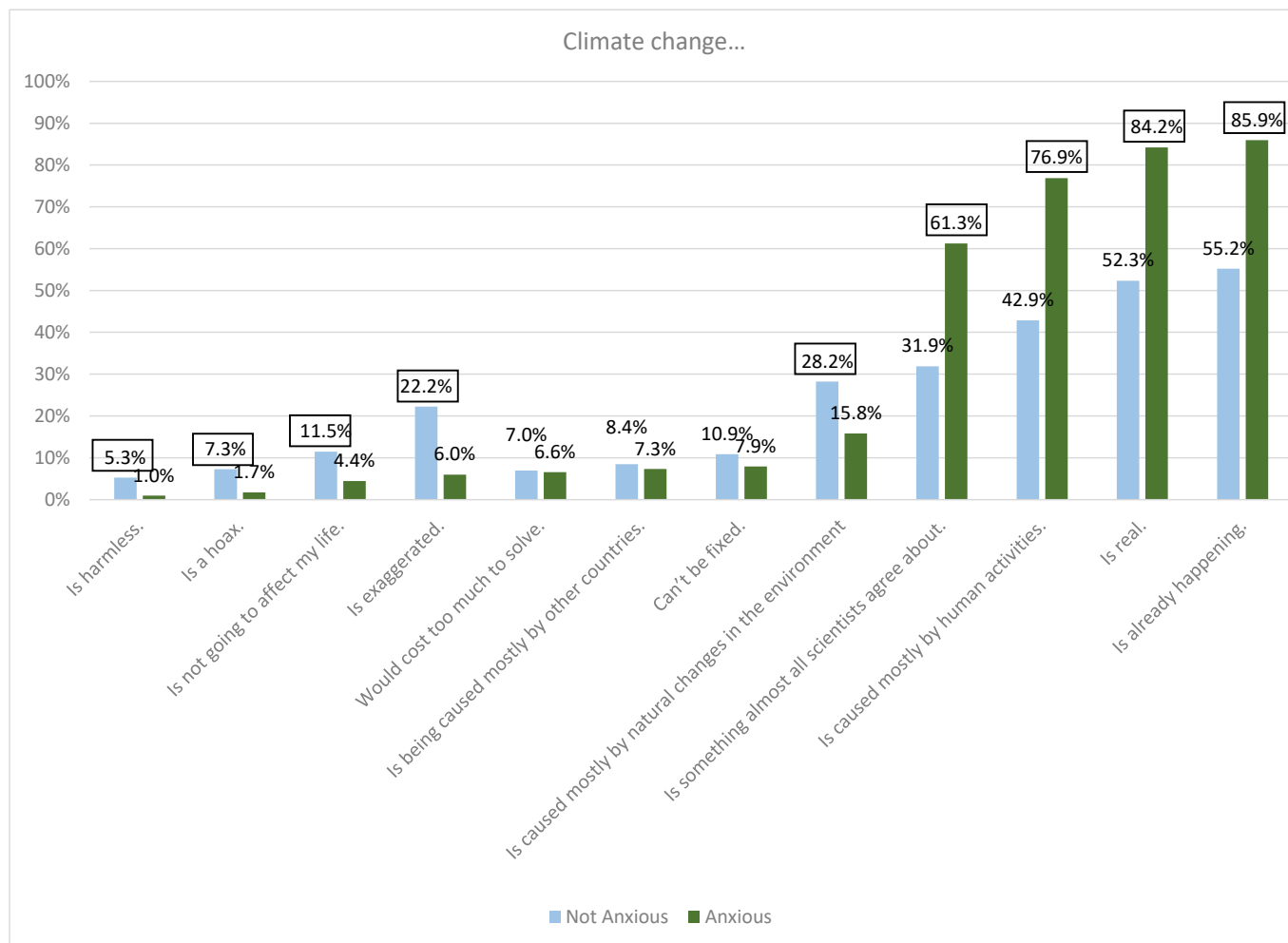


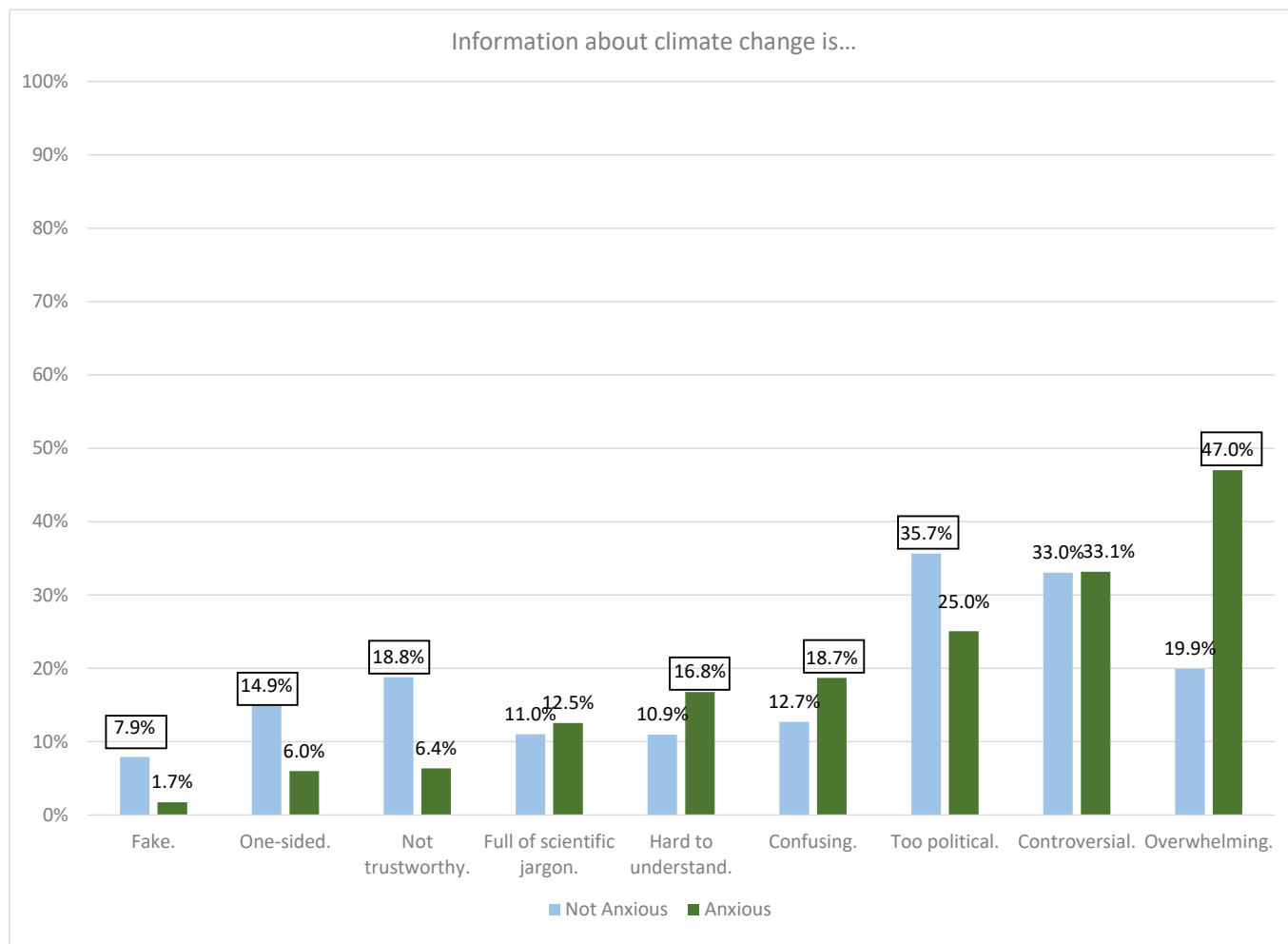
Figure 2: Beliefs about climate change



Survey question: *Select all of the statements you agree with. Climate change...*

Boxed numbers on graph are higher than comparison group at $p < .05$.

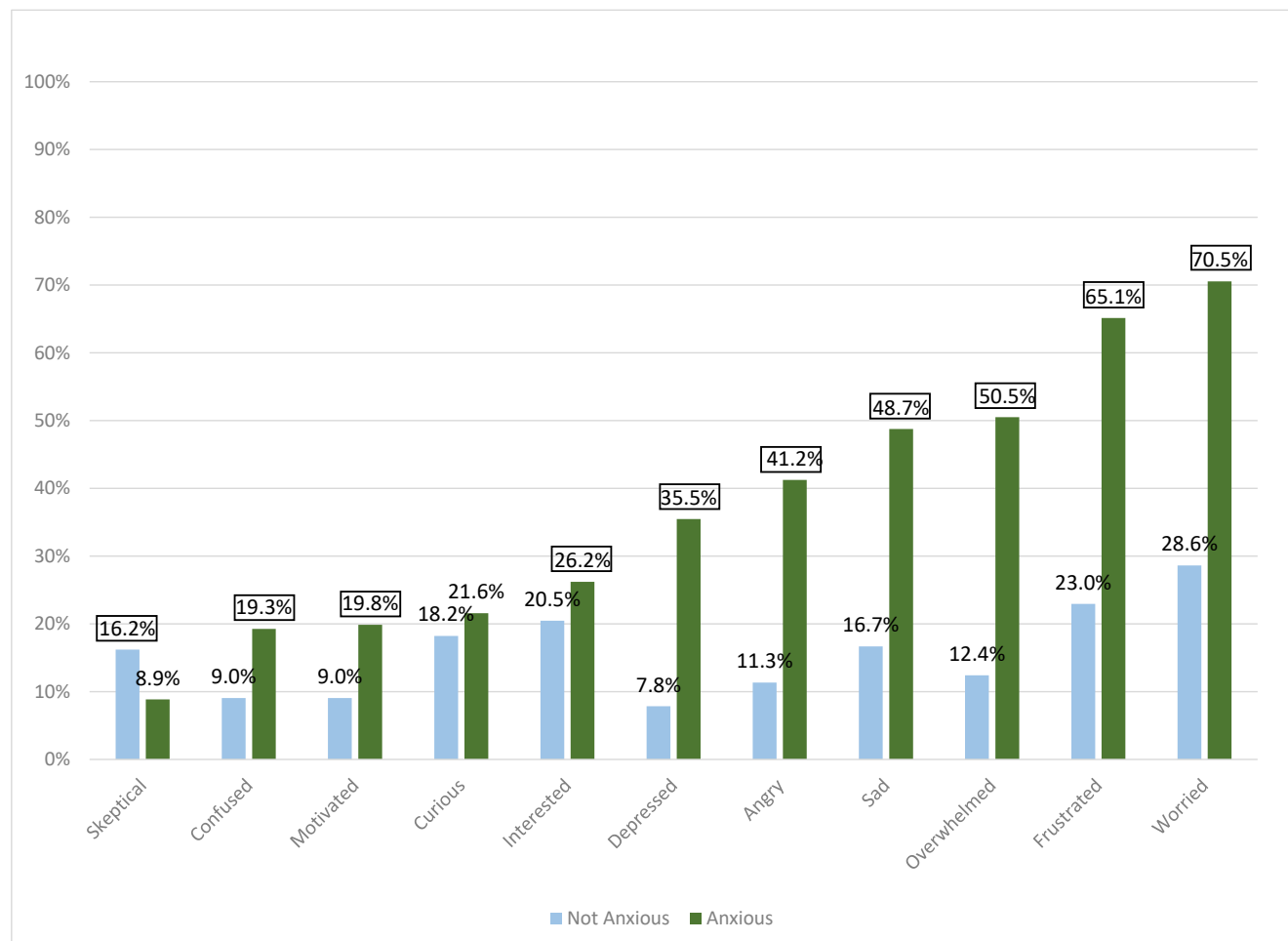
Figure 3: Perceptions of information about climate change



Survey question: *Please select all the statements you agree with. Information about climate change is...*

Boxed numbers on graph are higher than comparison group at $p < .05$.

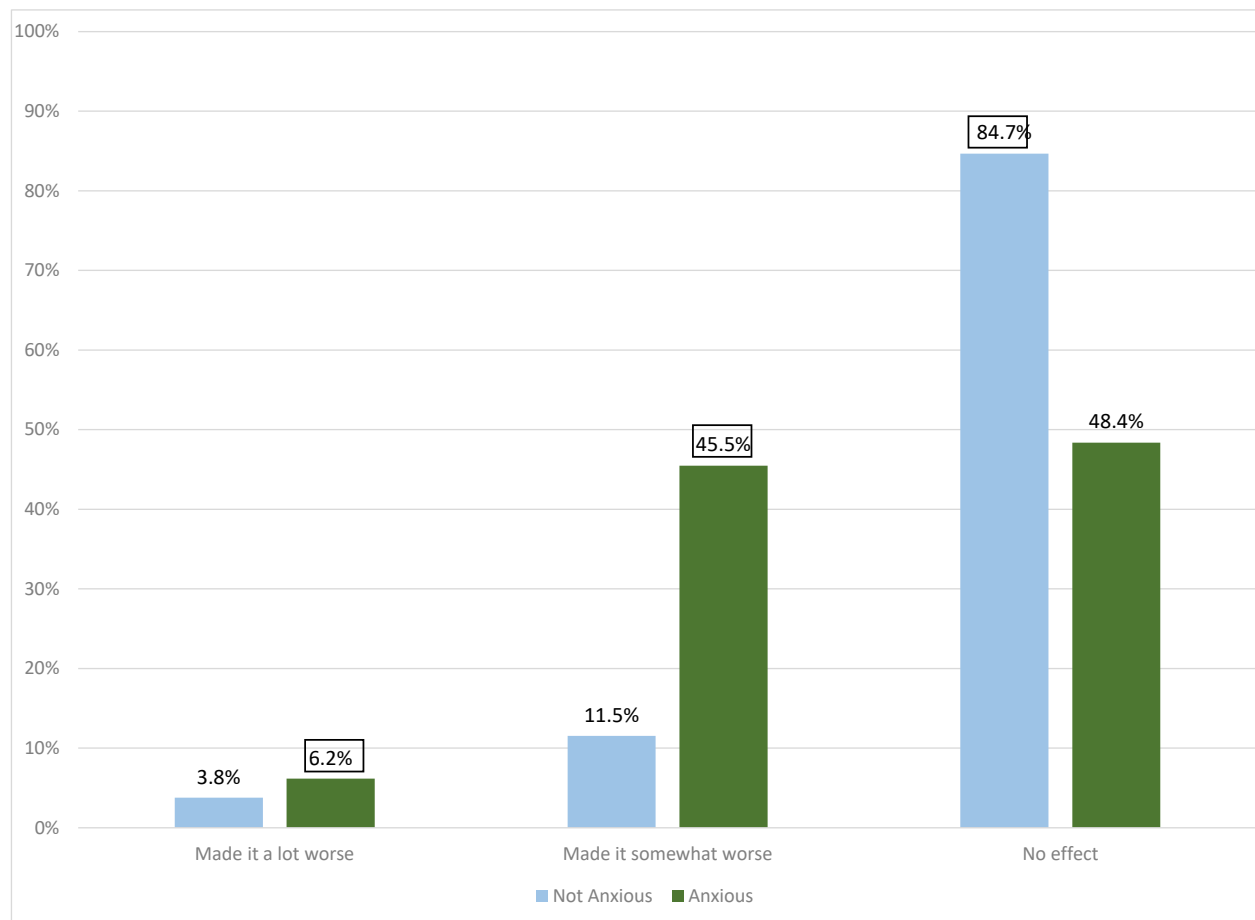
Figure 4: Feelings about climate change



Survey question: *Which, if any, of the following words describe how climate change makes you feel? Select all that apply.*

Boxed numbers on graph are higher than comparison group at $p < .05$.

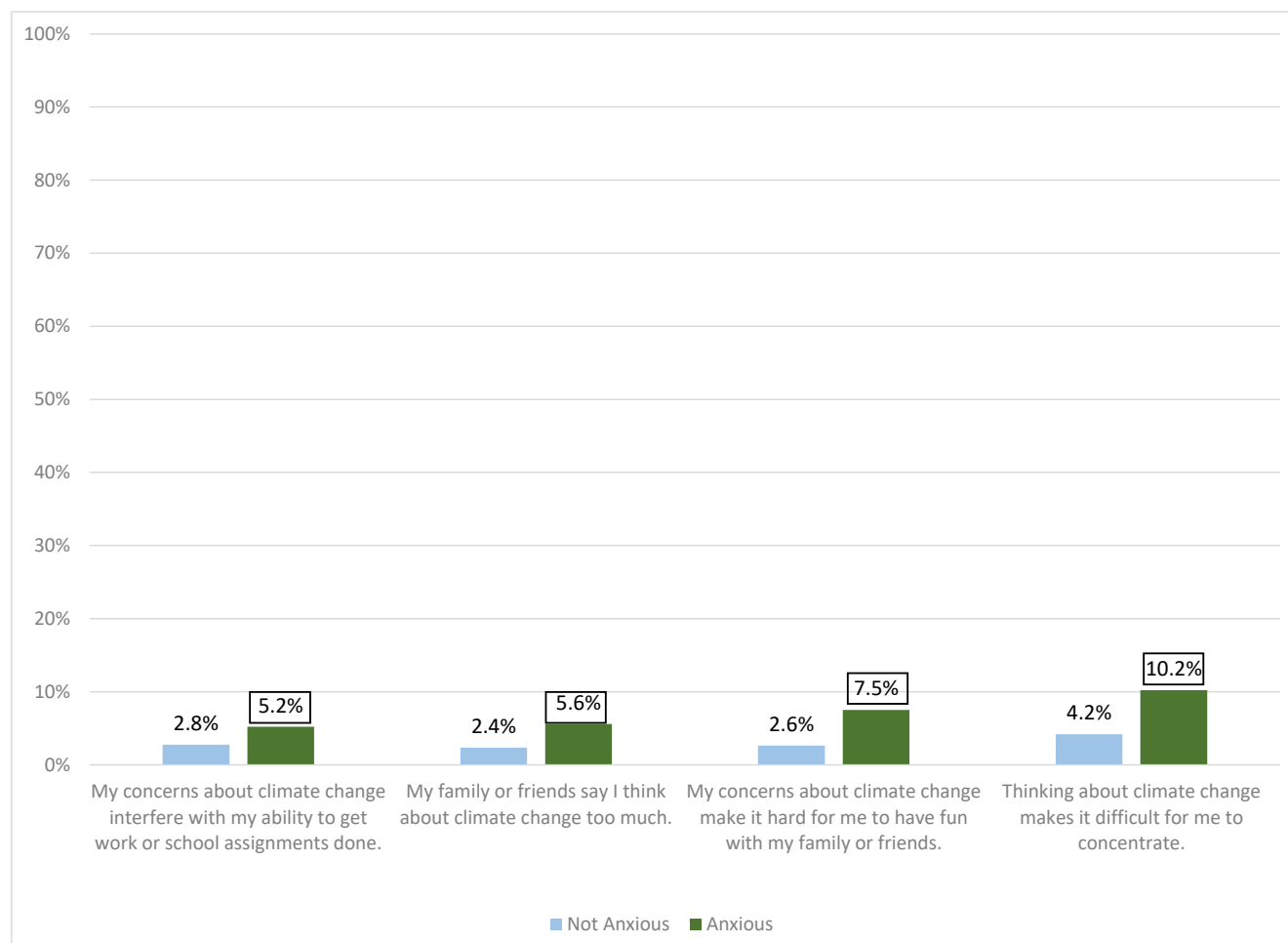
Figure 5: Climate change impact on mental health



Survey question: *How has climate change affected your mental health, if at all?*

Boxed numbers on graph are higher than comparison group at $p < .05$.

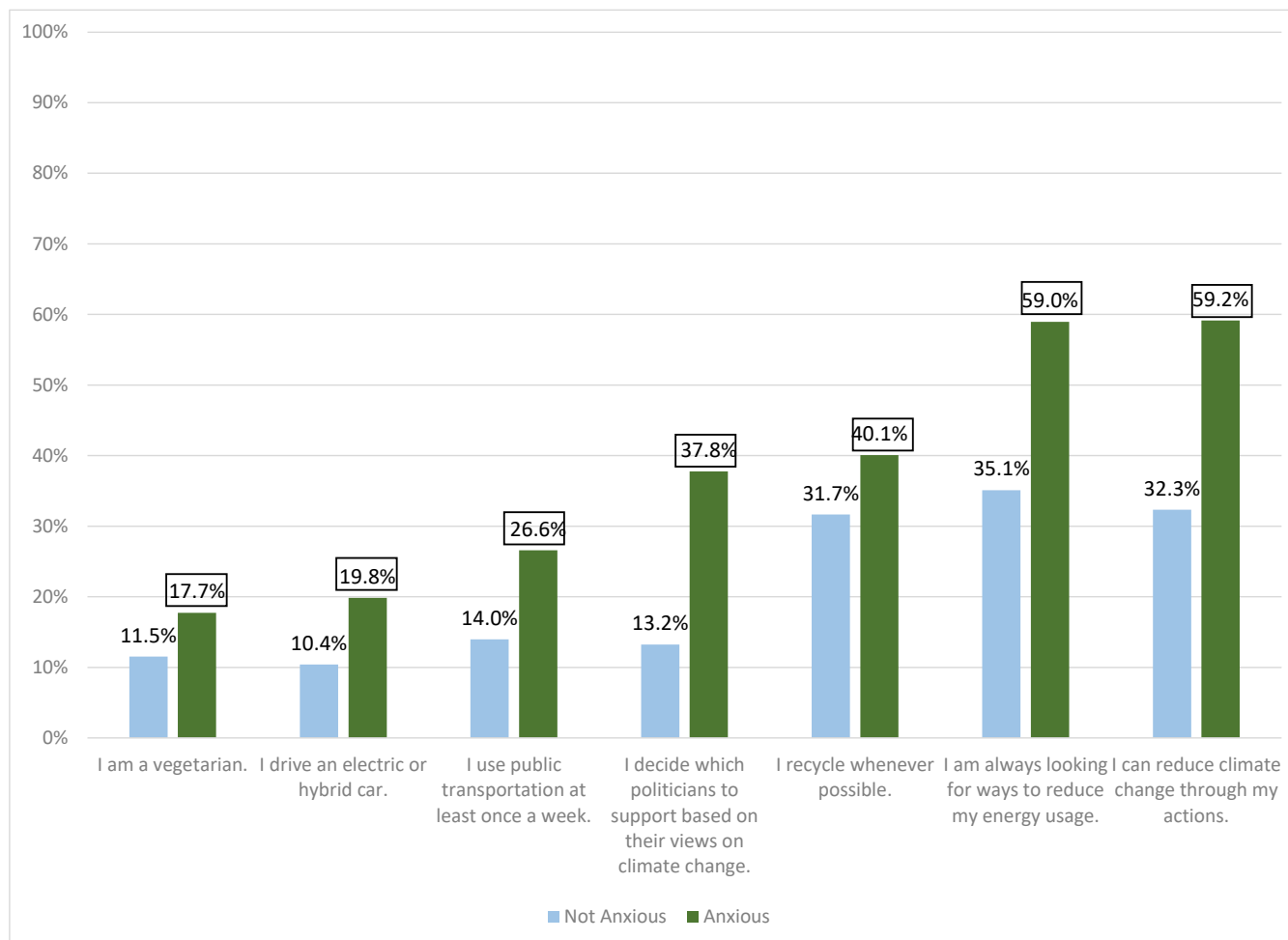
Figure 6: Cognitive and functional impairments due to eco-anxiety



Survey question: *Select all of the statements you agree with regarding climate change.*

Boxed numbers on graph are higher than comparison group at $p < .05$.

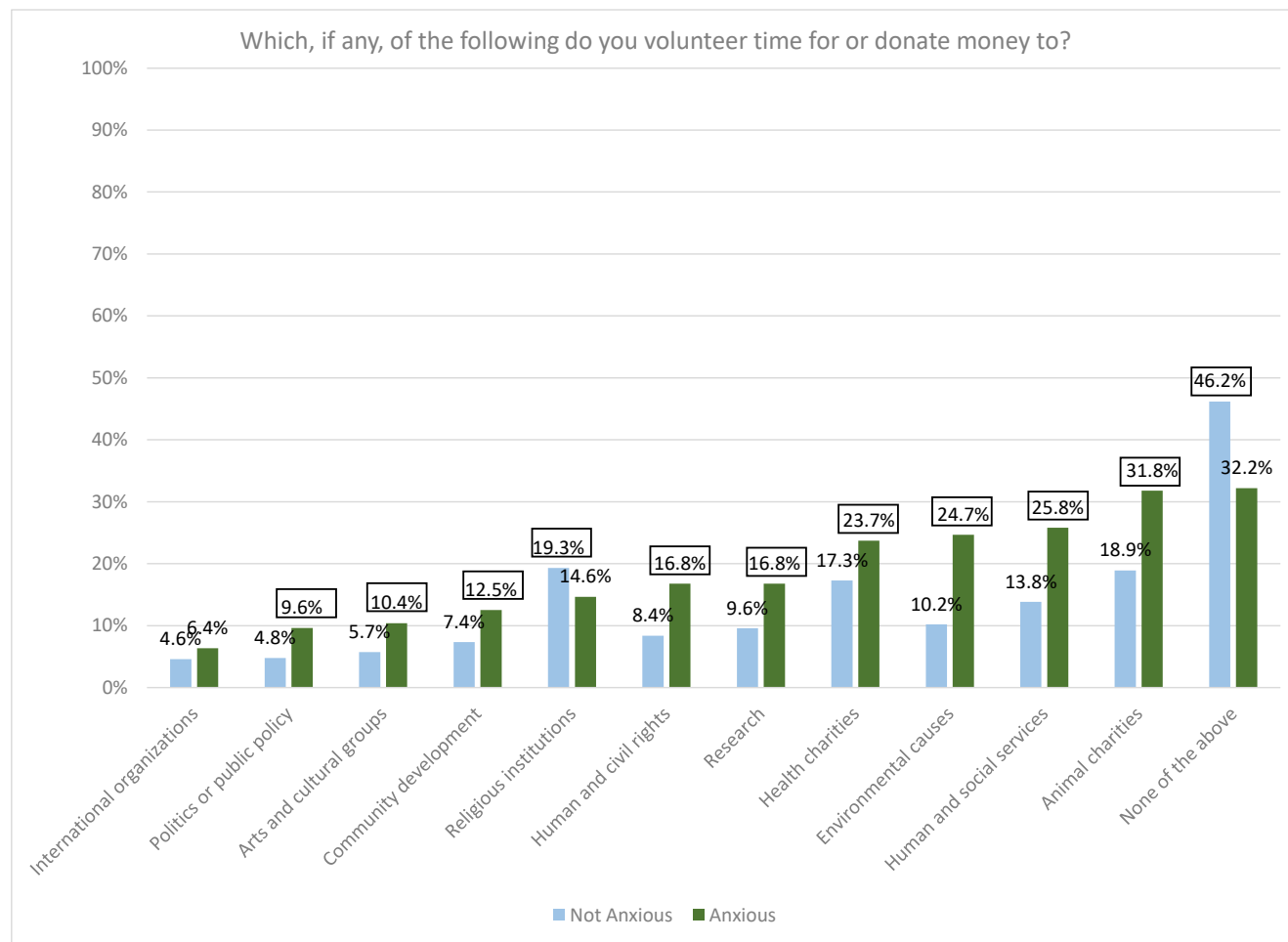
Figure 7: Environmental behaviors



Survey question: *Please select the statements that describe you. Select all that apply.*

Boxed numbers on graph are higher than comparison group at $p < .05$.

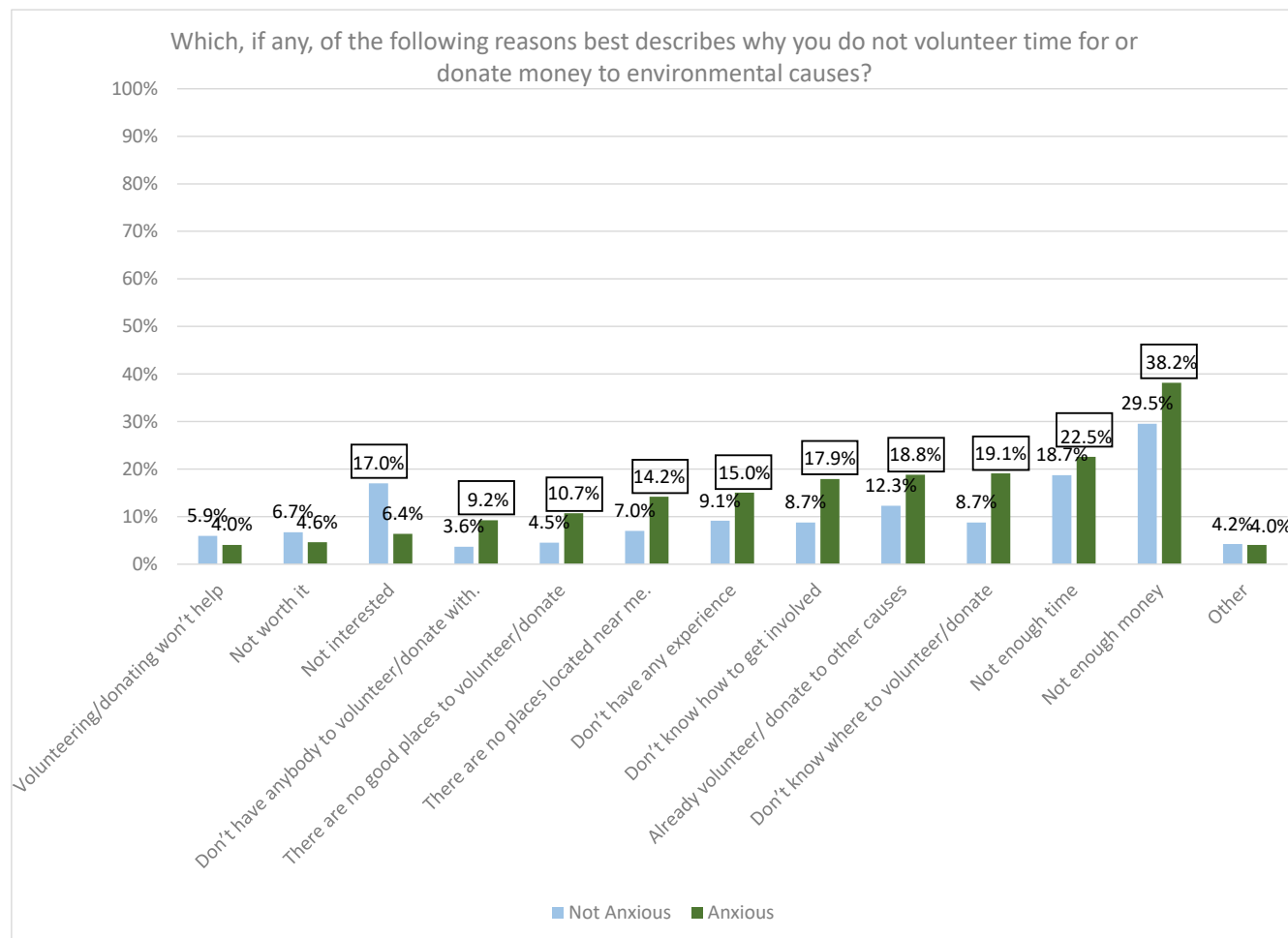
Figure 8: Current charitable behavior



Survey question: *Which, if any, of the following do you volunteer time for or donate money to? Select all that apply.*

Boxed numbers on graph are higher than comparison group at $p < .05$.

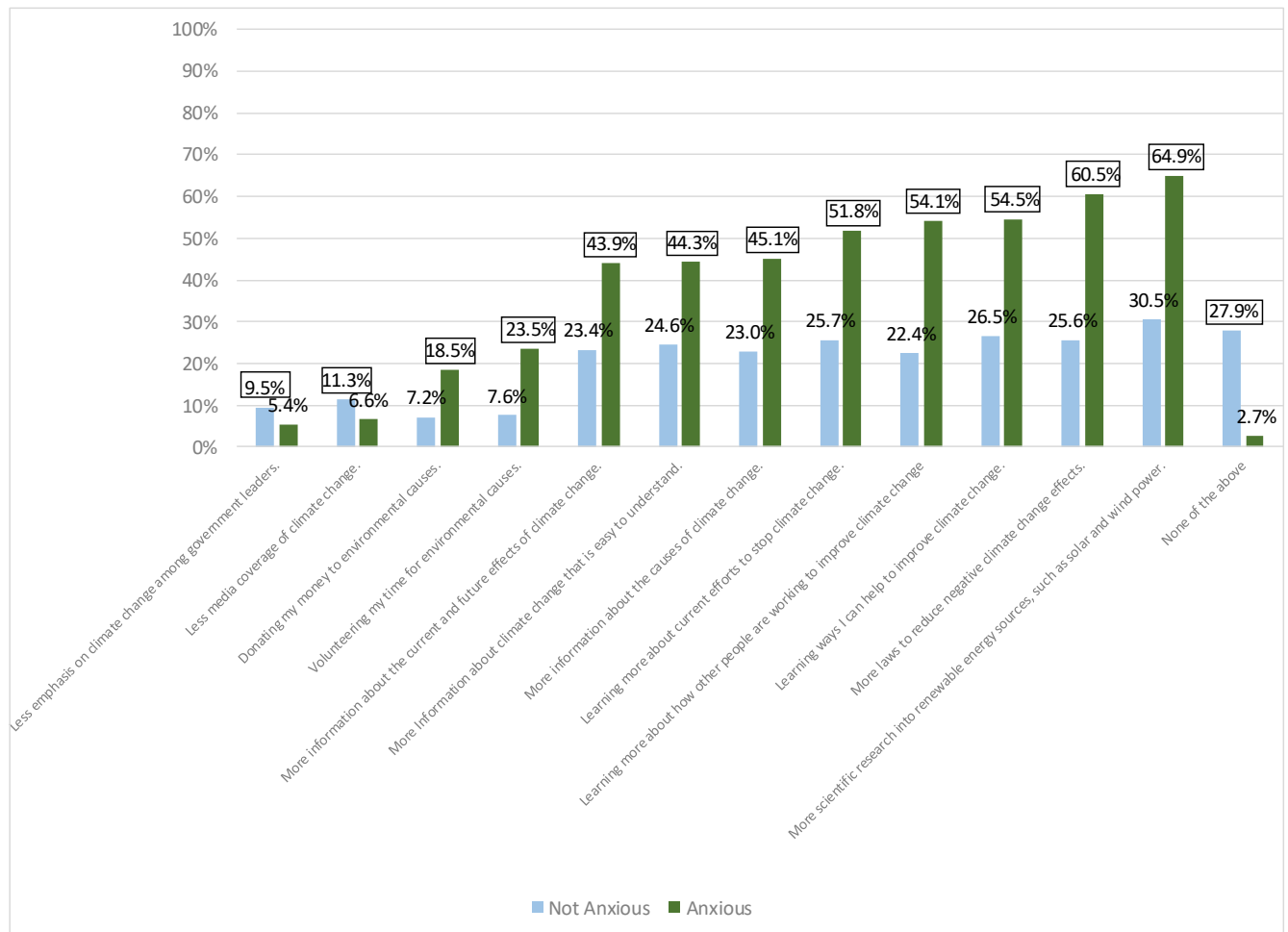
Figure 9: Reasons respondent does not volunteer for or donate to environmental organizations



Survey question (Asked only of those who indicated they did not volunteer for or donate to environmental causes): *Which, if any, of the following reasons best describes why you do not volunteer time for or donate money to environmental causes?*

Boxed numbers on graph are higher than comparison group at $p < .05$.

Figure 10: Factors that would make respondent feel less worried or anxious about climate change



Survey question: *Which, if any, of the following would make you feel less worried or anxious about climate change? Select all that apply.*

Boxed numbers on graph are higher than comparison group at $p < .05$.