

A comparison of the effectiveness of biologic therapies for asthma: a systematic review and network meta-analysis

Authors:

Tyler Pitre, MD

Department of Medicine

McMaster University, Hamilton, ON

Tanvir Jassal, BSc

Department of Anesthesia

McMaster University, Hamilton, ON

Albi Angjeli, BHSc

Faculty of Health Sciences

McMaster University, Hamilton, ON

Vineeth Jarabana, BHSc

Faculty of Health Sciences

Queens University, Hamilton, ON

Sricherry Nannapaneni, BHSc

Faculty of Health Sciences

McMaster University, Hamilton, ON

Ayesha Umair, BHSc

Faculty of Health Sciences

McMaster University, Hamilton, ON

Muizz Hussain, BHSc

Michael G. DeGroot School of Medicine

McMaster University, Hamilton, ON

Gareth Leung, BHSc, MSc

Faculty of Medicine,

University of Ottawa, Ottawa, ON

Sarah Kirsh, BSc

Department of Anesthesia

McMaster University, Hamilton, ON

Johnny Su, MD

Department of Medicine

McMaster University, Hamilton, ON

Kairavi Desai, BHSc

Michael G. DeGroot School of Medicine

McMaster University, Hamilton, ON

Jade Coyne, MD

Department of Respiriology

St Mary's General Hospital, Kitchener, ON

Sindu Mohan, MD

Department of Respiriology

56 *St Mary's General Hospital, Kitchener, ON*

57

58 Dena Zeraatkar, PhD

59 *Department of Health Research Methods, Evidence, and Impact; Department of Anesthesia*

60 *McMaster University, Hamilton, ON*

61 *Biomedical Informatics*

62 *Harvard Medical School, Cambridge, MA*

63

64 Corresponding author:

65 Tyler Pitre, MD

66 1280 Main Street West

67 Hamilton, ON

68 L8S 4L8

69 Tele: (905) 525-9140

70 Fax: (226) 507-2940

71 Email: tyler.pitre@medportal.ca

72

73 **Running head:** Biologics for asthma

74 **Disclaimers/Conflicts of interest:** None

75 **Funding:** DZ is funded by a Banting postdoctoral fellowship.

76 **Data:** Data will be available on OSF upon publication.

77 **Acknowledgements:** None

78 **Authors' Contributions:** TP and DZ conceived the study. TJ, AA, VJ, SN, AU, MH, GL, SK, JS, KD, and TP

79 screened and extracted data. JC and SM reviewed the manuscript, provided clinical context to the

80 interpretation of the results. DZ and TP performed the analysis and GRADED the certainty of the

81 evidence. TP drafted the manuscript and all authors reviewed and provided intellectual input.

82 **Keywords:** asthma, biologics, systematic review, network meta-analysis

83 **Word count:** 3,606

84

85

86

88 **Abstract**

89 Background: Trials have not directly compared biologics for the treatment of asthma.

90 Objective: To comparative the relative efficacy of biologics in asthma.

91 Methods: We searched MEDLINE, EMBASE, CENTRAL, and clinicaltrials.gov from inception to May 31,
92 2022, for randomized trials addressing biologic therapies for asthma. Reviewers worked independently
93 and in duplicate to screen references, extract data, and assess risk of bias. We performed a frequentist
94 network meta-analysis and assessed the certainty of evidence using the GRADE approach. We present
95 dichotomous outcomes as absolute risk differences per 1000 patients and relative risk (RR) with 95%
96 confidence intervals (95% CI) and continuous outcomes as mean difference (MD) and 95% CI.

97 Results: We identified 64 trials, including 26,630 patients. For patients with eosinophilic asthma,
98 tezepelumab (329 fewer exacerbations per 1000 [95% CI 272.6 to 366.6 fewer]) and dupilumab (319.6
99 fewer exacerbations per 1000 [95% CI 272.6 to 357.2 fewer]) reduce exacerbations compared to placebo
100 (high certainty). Tezepelumab (MD 0.24 L [95% CI 0.16 to 0.32]) and dupilumab (0.25 L [95% CI 0.21 to
101 0.29]) improve lung function (FEV1) compared to placebo (high certainty). Both tezepelumab (110.97
102 fewer hospital admissions per 1000 (95% CI 94.53 to 120.56 fewer) and dupilumab (97.27 fewer
103 hospitalizations [4.11 to 124.67 fewer]) probably reduce hospital admissions compared to placebo
104 (moderate certainty). For patients with low eosinophils, biologics probably do not improve asthma
105 outcomes. For these patients, tezepelumab (MD 0.1 L [95% CI 0 to 0.19]) and dupilumab (MD 0.1 L [95%
106 CI 0 to 0.20]) may improve lung function (low certainty).

107 Conclusion: Tezepelumab and dupilumab are effective at reducing exacerbations. For patients with low
108 eosinophils, however, clinicians should probably be more judicious in use of biologics, including
109 tezepelumab since they probably do not confer substantial benefit.

110 **Introduction**

111 Asthma is a respiratory condition that affects an estimated 300 million people and is associated with
112 significant morbidity¹. Patients with asthma that is inadequately controlled by high dose inhaled
113 corticosteroids and long-acting β 2-agonists and patients who rely on oral corticosteroids may benefit
114 from biologics². Clinicians need to consider both disease severity and inflammatory endotype (type 2
115 high and type 2 low) to select optimal patients for biologic therapies.

116 To date, no trial has directly compared biologics for the treatment of uncontrolled asthma and the
117 choice of biologic has been largely guided by biological and practical considerations, such as assessing
118 inflammatory biomarkers (e.g., blood and sputum eosinophils, fractional exhaled nitric oxide, IgE levels)
119 and access and payer coverage. Additionally, the optimal biologic for patients who qualify for more than
120 one option and the order in which clinicians should trial biologics for patients are unclear³. Access to
121 most biologics has been limited to patients with specific clinical phenotypes such as allergic and
122 nonallergic eosinophilic asthma. The emergence of anti-alarmins—treatments that should theoretically
123 be effective regardless of eosinophil levels—further necessitates additional evidence to help select
124 optimal biologics for patients⁴.

125 To address these challenges, we present a systematic review and network meta-analysis comparing
126 biologics for severe uncontrolled asthma. A network meta-analysis pools results across two or more
127 studies and, unlike a traditional pairwise meta-analysis, facilitates comparisons of three or more
128 interventions simultaneously⁵. A network meta-analysis can also yield more precise estimates than a
129 traditional pairwise meta-analysis and can facilitate comparison of interventions that have not been
130 directly compared against each other. Our network meta-analysis improves on previous reviews on the
131 topic by including the last trial data not included in previous reviews, by considering eosinophil levels,
132 and by using the GRADE guidance to interpret and contextualize findings⁶⁻¹².

133 **Methods**

134 We registered our protocol on Open Science Framework (<https://osf.io/m29du/>) on June 14, 2022. We
135 report our results using the PRISMA-NMA extension¹³.

136 **Search strategy**

137 In consultation with an experienced research librarian, we searched MEDLINE, EMBASE, CENTRAL, and
138 clinicaltrials.gov from inception to May 31, 2022, for randomized trials addressing biologic therapies for

139 asthma. We did not restrict the search by language or date of publication. We supplemented our search
140 by reviewing references of similar systematic reviews^{7 8 14-16}. eTable 1 presents our full search strategy.

141 **Screening**

142 Following training and calibration exercises to ensure sufficient agreement, pairs of reviewers, working
143 independently and in duplicate, reviewed titles and abstracts of search results and subsequently the full-
144 texts of records deemed potentially eligible at the title and abstract screening stage.

145 We included trials that randomized adults with asthma to one or more biologic therapies with standard
146 care, placebo, or other biologic therapies, regardless of language or date of publication. We included
147 trials that recruited both children and adults if 80% or more patients were adults (>18 years). We
148 excluded trials that reported on the effects of aerosolized or nebulized biologics or trials that included
149 fewer than 10 participants in each arm.

150 Reviewers resolved discrepancies by discussion, or, when necessary, by adjudication with a third party.

151 **Data extraction**

152 Following training and calibration exercises to ensure sufficient agreement, pairs of reviewers were
153 assigned the same trials, and then they worked independently and in duplicate, to extract data from
154 eligible studies. This was done to avoid collection error. We extracted data on trial characteristics (e.g.,
155 country of recruitment), patient characteristics (e.g., age, eosinophil levels), intervention characteristics
156 (e.g., dose and duration), and outcomes. The coreASTHMA core outcome set—a multistakeholder core
157 outcome set for asthma—informed our outcomes of interest¹⁷, which include exacerbations, asthma
158 control as measured by the Asthma Control Questionnaire, lung function measured by
159 prebronchodilator forced expiratory volume in 1 second (FEV1), hospitalizations, reduction in use of
160 systemic corticosteroids by $\geq 50\%$, and adverse events leading to discontinuation.

161 We anticipated that the effects of biologics on exacerbations, asthma control, and lung function may
162 differ according to baseline eosinophil count. To facilitate subgroup analyses, we extracted subgroup
163 data based on baseline blood and sputum eosinophil count, when reported. We classified trials as
164 reporting on eosinophilic asthma when 80% or more of patients had blood eosinophils of ≥ 300
165 eosinophils per μL in the past year, ≥ 150 eosinophils per μL in the trial screening period (to allow for
166 random fluctuations in blood eosinophils), or sputum eosinophils $\geq 3\%$. These cut-offs were based on
167 common classifications found in randomized trials and broadly fits the research and clinical definitions.

168 ***Risk of bias assessments***

169 Following training and calibration exercises to ensure sufficient agreement, pairs of reviewers, working
170 independently and in duplicate, assessed the risk of bias of trials using a modification of the Cochrane-
171 endorsed RoB 2.0 tool^{18,19}. We rated each outcome as either at (1) low risk of bias, (2) probably low risk
172 of bias, (3) probably high risk of bias or (4) high risk of bias, across the following domains: bias arising
173 from the randomisation process; bias owing to departures from the intended intervention; bias from
174 missing outcome data; bias in measurement of the outcome; bias in selection of the reported results.
175 Trials were rated at high risk of bias overall if one or more domains were rated at probably high or high
176 risk of bias. Reviewers resolved discrepancies by discussion and, when not possible, with adjudication by
177 a third party. eTable 2 presents the modified risk of bias tool.

178 ***Data analysis***

179 We present the results of dichotomous outcomes as relative risks (RRs) and continuous outcomes as
180 mean differences (MDs), with associated 95% confidence intervals (95% CIs). To facilitate interpretation,
181 for dichotomous outcomes, we calculate absolute effects expressed as events per 1,000 patients, using
182 the median risk in the placebo arms as the assumed baseline risk without biologics.

183 For each outcome, we performed frequentist random-effects network meta-analysis using the restricted
184 maximum likelihood (REML) estimator. Although Bayesian methods are also available, a recent study
185 that investigated the differences between the two approaches found there are seldom important
186 differences in the results of Bayesian and frequentist approaches for network meta-analysis²⁰. We
187 categorized each biologic drug as a separate node in the network. We anticipated that the effects of
188 biologic therapies on exacerbations, asthma control, and lung function may differ based on baseline
189 eosinophil count. For these outcomes, we performed three analyses: one restricted to patients with high
190 eosinophils, one restricted to patients with low eosinophils, and one including all patients.

191 To test our assumption of transitivity and to determine whether there were important differences
192 between trial results and trial and patient characteristics, we performed meta-regressions with FEV1,
193 age, sex, blood eosinophils (mean), baseline oral corticosteroid use, duration of asthma, duration of
194 follow up, and year of publication as independent variables. Meta-regressions test whether one or more
195 independent variables influence the outcome²¹.

196 We summarize heterogeneity using the I^2 statistic. We considered heterogeneity ranging from 0%–40%
197 as potentially unimportant, 30%–60% as moderate, 50%–90% as substantial and 75%–100% as critical²¹.

198 We used the node-splitting method to test for local incoherence (difference between direct and indirect
199 evidence in closed loops)²². For analyses with 10 or more trials, we assessed for publication bias using
200 comparison-adjusted funnel plots and the Egger's test²³.

201 We performed meta-analyses using meta and netmeta packages in R v. 4.1.2 (Vienna, Austria) and we
202 used the networkplot command in Stata v.17 (StataCorp) to generate network plots²⁴⁻²⁶.

203 ***Evaluation of the certainty (quality) of evidence***

204 Reviewers, working independently and in duplicate, assessed the certainty (quality) of evidence using
205 the GRADE approach for network meta-analysis²⁷⁻²⁹. Reviewers resolved discrepancies by discussion or
206 by adjudication by a third reviewer.

207 For each comparison and for each outcome, we rated the certainty of evidence as either high,
208 moderate, low, or very low based on considerations of risk of bias (i.e., study limitations), inconsistency
209 (i.e., heterogeneity in trial results), indirectness (i.e., differences between the questions addressed in
210 trials and the question of interest), publication bias (i.e., the tendency for trials with statistically
211 significant results or positive results to be published, published faster, or published in journals with
212 higher visibility), intransitivity (i.e., differences in trial characteristics across the network), incoherence
213 (i.e., difference between direct and indirect effects), and imprecision (i.e., random error). High certainty
214 evidence indicates situations in which we are confident that the estimated effect represents the true
215 effect, and low or very low certainty evidence indicates situations in which the estimated effect may be
216 substantially different from the true effect.

217 We made judgements about imprecision using the minimally contextualized GRADE approach²⁹. This
218 approach does not consider statistical significance as the only indicator of whether an intervention is
219 effective. An estimate may not be statistically significant but may still have evidence of moderate
220 certainty for benefit or harm, depending on the width of the confidence intervals and whether they
221 cross the thresholds of clinical significance. Conversely, an intervention may produce results that are
222 statistically significant but that indicate no important benefit or harm (e.g., a 10 mL change in FEV1). A
223 minimally contextualized approach considers whether confidence intervals include the minimally
224 important difference (the smallest change in the outcome considered to be important to patients) and
225 does not consider whether it includes both minimally important and large effects.

226 We sourced minimally important differences from the literature or by consensus of the authors. We
227 considered a 20% reduction in risk of exacerbations^{30 31}, 0.5 reduction in the Asthma Control

228 Questionnaire³¹, 100 mL reduction in FEV1^{30 32}, 5% reduction in risk of hospital admissions, 20%
229 increase in risk of reducing oral corticosteroids by $\geq 50\%$, and a 10% increase in risk of adverse events
230 leading to discontinuation to be minimally important.

231 We report our results using guidance from the GRADE Working Group, which involves describing the
232 effect of an intervention based on the certainty of evidence (i.e., high certainty evidence the drug is
233 effective, moderate certainty evidence the drug is probably effective, low certainty evidence the drug
234 may be effective and very low certainty evidence the effect of the drug is unclear)³³.

235 We assessed the credibility of meta-regressions using the ICEMAN tool³⁴.

236 **Results**

237 ***Search results***

238 Our search yielded 3,225 unique references. We identified a total of 58 eligible publications reporting on
239 64 unique trials (i.e., some publications reported on more than one trial) with 26,630 patients^{10-12 35-88}.
240 Four trials were included in the systematic review but did not report on outcomes to be included in the
241 meta-analysis^{38 55 64 69}. All trials were published in peer-reviewed journals in English. eFigure 1 presents
242 additional details related to study selection.

243 ***Trial and participant characteristics***

244 Table 1 presents trial and participant characteristics. Nineteen trials (4,974) reported on omalizumab,
245 eight (4,511 patients) on fevipiprant, seven (2,511 patients) on reslizumab, six (1,966 patients) on
246 mepolizumab, four (2,312 patients) on tralokinumab, four (1,799 patients) on tezepelumab, three (1,090
247 patients) on dupilumab, eight (4,043 patients) on benralizumab, one (502 patients) on astegolimab, and
248 one (296 patients) on itepekimab^{10-12 35-88}. We included two additional studies that reported on
249 subgroups for omalizumab and eosinophils^{89 90}.

250 Trials typically recruited adult patients with moderate to severe asthma on medium to high dose inhaled
251 corticosteroids and other controller medications and with a history of one or more exacerbations in the
252 previous year that required a short course of prednisone or hospitalization. Only five trials reported on
253 mild patients, three of which also included moderate patients. Patients were also generally required to
254 be symptomatic, as assessed by the Asthma Control Questionnaire.

255 Fifteen trials (5,791 patients) recruited patients with high eosinophils (blood eosinophils of ≥ 300
256 eosinophils per μL in the past year, ≥ 150 eosinophils per μL in the trial screening period, or sputum
257 eosinophils $\geq 3\%$) and 51 trials (22,432 patients) recruited patients with both low and high eosinophils.

258 Among trials that recruited patients with both low and high eosinophils, 19 (13,592 patients) reported
259 subgroup analyses based on eosinophil levels for one or more of our outcomes of interest.

260 ***Out of the trials included in the pooled-analyses (60 trials), 55 (91.7%) included patients ranging from***
261 ***moderate-to-severe and five trials (8.3%) included patients with mild-to-moderate asthma***^{45 47 57 72 76}.

262 ***Of these five trials, two reported on omalizumab, and one each for mepolizumab, benralizumab, and***
263 ***fevipiprant. Risk of bias***

264 eTable 3 presents risk of bias assessments. We judged two trials to be at high risk of bias due to their
265 open-label design and inadequate description of allocation concealment^{40 83}. We judged all other
266 outcomes to be at low risk of bias^{10 11 35-39 41-82 84-87}. Pharmaceutical companies funded all trials^{10 11 35-87}.

267 ***Exacerbations***

268 Forty-two trials, including 20,964 patients, reported exacerbations^{10-12 35-37 39 40 42 44 45 48-51 56 59-62 65 67 68 71 73-}
269 ^{75 77 79 80 82-87}. Of these, thirty trials reported on 11,329 patients with high eosinophils^{10-12 35 36 39 42 44 49-51 56}
270 ^{59 61 62 67 74 75 77 79 85-90} and fifteen trials reported 5,137 patients with low eosinophils^{10-12 35 44 49 61 74 75 85 87}.

271 Figure 1 presents the geometry of the networks and figure 2 presents the network forest plot.

272 For patients with eosinophilic asthma (≥ 300 cells/uL), we found moderate to high certainty evidence
273 that benralizumab (RR 0.51 [95% CI 0.41 to 0.63]), dupilumab (RR 0.32 [95% 0.24 to 0.42,]) mepolizumab
274 (RR 0.52 [95% CI 0.43 to 0.64]), reslizumab (RR 0.51 [95% CI 0.4 to 0.65]), omalizumab (RR 0.52 [0.37 to
275 0.72]) and tezepelumab (RR 0.3 [0.22 to 0.43]) probably reduce exacerbations compared to placebo.

276 While dupilumab and tezepelumab appear superior to the other biologics, the difference does not reach
277 the minimally important difference.

278 For patients with low eosinophils (< 300 cells/uL), we did not find moderate or high certainty evidence
279 that any of the drugs reduce exacerbations (i.e., none met the pre-specified minimally important
280 difference of 20%).

281 For all patients, omalizumab, astegolimab, and tralokinumab probably do not reduce exacerbations as
282 compared to placebo.

283 Table 2 presents the summary of findings and eTables 4-6 presents all comparisons. eFigure 2-13
284 present the forest plots, funnel plot and network diagrams.

285 eFigures 2-13 present the forest plots, funnel plot and network diagrams.

286 ***Asthma control (Asthma Control Questionnaire)***

287 Thirty-six trials, including 12,161 patients, reported on asthma control using the asthma control
288 questionnaire^{10-12 36 39 42 45 46 49-51 54 56-59 61 62 66 72 73 76-79 81 82 84-86 91 92}. Of these, ten trials reported on 8,212
289 patients with high eosinophils^{10 11 76 77 79 81 85 86} and eight trials reported on 1,905 patients with low
290 eosinophils^{10-12 49 54 61 76 85}.

291 For patients with eosinophilic asthma, we found low certainty evidence that dupilumab may improve
292 asthma control compared to placebo (MD -0.73 [95% CI -0.98 to -0.48]). We did not find moderate or
293 high certainty evidence that any of the biologics improve asthma control for this population.

294 For patients with low eosinophils, we found moderate to high certainty evidence that benralizumab (MD
295 -0.23 [95% CI -0.41 to -0.06]), dupilumab (MD -0.2 [95% -0.42 to 0.02]), reslizumab (MD 0.12 [95% CI -
296 0.09 to 0.33]), and tezepelumab (MD -0.23 [95% CI -0.36 to -0.09]) probably do not improve asthma
297 control compared to placebo.

298 Table 2 presents the summary of findings and eTables 7-9 presents all comparisons. eFigure 14-25
299 present the forest plots, funnel plot and network diagrams.

300 ***Lung function (FEV1)***

301 Forty-two trials, including 17,965 patients, reported lung function^{10 11 35 36 39 41 42 44-47 49-51 54 56 58 59 61-63 65 66}
302 ^{74 75 77-80 82-85 87}. Of these, twenty-nine trials reported on 9,242 patients with high eosinophils^{59 62 66 77 79}
303 and twelve trials reported on 2745 patients with low eosinophils^{10 11 58 61 75 85}.

304 For patients with high eosinophils, we found moderate to high certainty evidence that dupilumab (MD
305 0.25 L [95% CI 0.21 to 0.29]), reslizumab (MD 0.19 L [95% CI 0.12 to 0.25]), and tezepelumab (MD 0.24 L
306 [0.16 to 0.32]) probably improve lung function compared to placebo. We found moderate certainty
307 evidence that dupilumab is probably superior to benralizumab (MD 0.11 L [95% CI 0.05 to 0.16]) and
308 mepolizumab (MD 0.15 L [95% CI 0.08 to 0.22]) for improving lung function and that tezepelumab is
309 probably superior to mepolizumab (MD 0.15 L [95% CI 0.05 to 0.24]). We found moderate certainty
310 evidence that dupilumab and tezepelumab probably improve lung function equally well (MD 0.01 L [95%
311 CI -0.08 to 0.1]).

312 For patients with low eosinophils, we did not find moderate or high certainty evidence that any biologics
313 improve lung function.

314 Table 2 presents the summary of findings and eTables 10-12 presents all comparisons. eFigures 26-37
315 present the forest plots, funnel plot and network diagrams.

316 ***Hospital admissions***

317 Thirteen trials, including 3,113 patients, reported on hospital admission ^{10 11 35 40 45 48 49 62 67 71 82 85}

318 We found moderate certainty evidence that mepolizumab (RR 0.29 [95% CI 0.09 to 0.97]), omalizumab
319 (RR 0.38 [95% CI 0.23 to 0.65]), and tezepelumab (RR 0.19 [95% CI 0.12 to 0.31]) probably reduce
320 hospital admissions compared to placebo.

321 We found moderate to high certainty evidence that omalizumab is probably superior to benralizumab
322 (RR 0.44 [95% CI 0.25 to 0.78]) and tralokinumab (RR 0.5 [95% CI 0.27 to 0.95]) for reducing hospital
323 admissions. We found moderate certainty evidence that tezepelumab is probably superior to
324 benralizumab for reducing hospitalizations (RR 0.22 [95% CI 0.13 to 0.37]).

325 Table 2 presents the summary of findings and eTable 13 presents all comparisons. eFigures 38-41
326 present the forest plots, funnel plot and network diagram.

327 ***Reduction in use of oral corticosteroids (≥50% reduction in oral corticosteroids)***

328 Six trials, including 4849 patients, reported ≥50% reduction in oral corticosteroids ^{12 39 44 48 75 86}.

329 We found moderate certainty evidence that benralizumab (RR 1.77 [95% CI 1.29 to 2.43]), dupilumab
330 (RR 1.49 [95% CI 1.22 to 1.83]), and mepolizumab [RR 1.61 [95% CI 1.07 to 2.41]) probably reduce use of
331 oral corticosteroids compared to placebo. We did not find moderate or high certainty evidence that
332 either of these drugs are superior to each other.

333 Table 2 presents the summary of findings and eTable 14 presents all comparisons. eFigures 42-45
334 present the forest plots, funnel plot and network diagrams.

335 ***Adverse events leading to discontinuation***

336 Forty-seven trials, including 8,781 patients, reported adverse events leading to discontinuation ^{10-12 35-37}

337 ^{39-41 43-46 48-52 54 56 60-63 65 67 68 70-73 75-80 82-87}.

338 We have moderate to high certainty evidence that benralizumab (RR 1.65 [95% CI 0.79 to 3.45]),
339 dupilumab (RR 1.03 [95% CI 0.46 to 2.3]), fevipiprant (RR 1.01 [95% CI 0.65 to 1.57]), mepolizumab [RR
340 0.65 [95% CI 0.36 to 1.16]), omalizumab (RR 1.2 [95% CI 0.80 to 1.81]), reslizumab (RR 0.65 [0.41 to

341 1.02]), tezepelumab (RR 0.68 [95% CI 0.0.34 to 1.35]), and tralokinumab (RR 2.7 [95% CI 1.45 to 5])
342 probably do not increase the risk adverse events compared to placebo.

343 Table 2 presents the summary of findings and eTable 15 presents all comparisons. eFigures 46-49
344 present the forest plots, funnel plot and network diagrams.

345 ***Meta-regressions and sensitivity analyses***

346 We did not find credible effect modification based on year of the trial publication, age, sex, duration of
347 asthma, duration of follow-up, year of publication, and disease severity (assessed based on baseline
348 FEV1 and oral corticosteroid use). eTable 16 presents the results of this analysis.

349 When excluding mild-to-moderate trials from the pooled analyses, there was no difference in the overall
350 effect on any outcomes. eFigure 50-58 presents the forest plots for the sensitivity analyses.

351 **Discussion**

352 ***Main findings***

353 Our systematic review and network meta-analysis presents data from 63 trials addressing the
354 effectiveness and safety of biologics for uncontrolled severe asthma. We show that for patients with
355 eosinophilic asthma, tezepelumab and dupilumab are the most effective at reducing asthma
356 exacerbations and improving lung function. Furthermore, we found that tezepelumab and dupilumab
357 are probably better at improving lung function than other available biologic treatments. We did not find
358 moderate or high certainty evidence that either of these drugs are superior to each other.

359 Contrary to expectations, for patients with low eosinophils, biologics, including tezepelumab that has
360 been marketed as effective even in patients with low eosinophils⁹³, probably do not prevent
361 exacerbations or improve asthma control or lung function.

362 While our findings may appear to deviate from previously published trials, this is not surprising¹⁰⁻¹². In
363 interpreting the results, we use latest GRADE guidance and consider both the magnitude of effect and
364 the certainty (quality) of evidence. We also consider effects in relation to the minimally important
365 difference for each outcome, while trials generally interpret results based on statistical significance.
366 Results from network meta-analyses may also be less precise than those reported in trials since the
367 network estimate incorporates network wide heterogeneity²¹.

368 Considering these factors, while our findings may seem incongruent with the interpretation of previous
369 trials, they are not incongruent with previously published trial results. The SOURCE trial, for example, did

370 not find evidence that tezepelumab reduces oral corticosteroids or exacerbations in patients with low
371 eosinophils and the effect of tezepelumab on lung function in patients with high eosinophils was twice
372 that of patients with low eosinophils¹². Similarly, NAVIGATOR found the effect of tezepelumab on lung
373 function to be much greater in patients with high eosinophils than low eosinophils¹¹.

374 ***Strengths and limitation***

375 The strengths of this review include our comprehensive search for trials addressing biologics for asthma,
376 duplicate screening and data extraction, and rigorous evaluation of the certainty (quality) of evidence.
377 We considered the potential differential effects of biologics based on eosinophil counts, which play a
378 key role in the pathogenesis of severe asthma. We focused on patient-important outcomes and our
379 choice of outcomes was guided by a core outcome set developed by stakeholders including patients¹⁷.
380 We apply rigorous methods for assessing the certainty of evidence from network meta-analyses using a
381 minimally contextualized approach and minimally important differences²⁹. Furthermore, we considered
382 the comparability of trials by performing meta-regression, demonstrating that there was no appreciable
383 difference that would obviate the assumption of transitivity.

384 Although we performed a rigorous search for eligible studies and supplemented our search with
385 previous systematic reviews of biologics for asthma, it is possible that we missed eligible trials.

386 While the GRADE framework presents a transparent system for assessing the certainty of evidence and
387 accounts for all factors that may bear on the certainty of evidence, its application is subjective and
388 others rating the certainty of evidence may come to different conclusions. Further, our assessment of
389 the certainty of evidence using the minimally contextualized approach required us to identify the
390 minimally important difference. We encourage evidence users to consider effects that their patients
391 would consider to be important when interpreting our results. For example, some patients may place a
392 high value on reductions in exacerbations and may consider a reduction in exacerbations less than 20%
393 to still be important.

394 In our network meta-analysis, we categorized different doses of the same biologic and different routes
395 of administration (i.e., subcutaneous vs. intravenous) in the same node. While this approach maximized
396 the number of patients included in each node, the effects of biologics may vary by dose and route of
397 administration. Most trials, however, that tested different doses and routes of administration did not
398 find evidence of clinically important differences in effects^{10 61}.

399 Clinicians may be concerned that the included trials were not sufficiently similar to justify pooling.
400 Although we detected moderate-to-substantial level network heterogeneity in some of the outcomes,
401 we took this into account when providing GRADE ratings. For most part, the degree of heterogeneity did
402 not warrant rating down the certainty and differences in the studies did not have appreciable effect on
403 the results. The overwhelming majority of studies reported on moderate to severe asthma and only a
404 few trials reported on patients with mild asthma. We performed meta-regressions testing for potential
405 effect modification based on trial characteristics (e.g., year of publication) and patient characteristics
406 (e.g., severity, duration of asthma) and did not find evidence that the effects of biologics varied based
407 on these factors. Although there was a statistically significant effect with age and sex in the dupilumab
408 trials, this was not seen in other comparisons and likely resulting from chance. Using the ICEMAN tool,
409 we found the credibility of this subgroup to be very low.

410 Trials reported data on the effects of biologics between 12 and 52 weeks. The effects of biologics,
411 including potential adverse events, beyond these timeframes are uncertain.

412 We detected possible evidence of publication bias in overall networks for exacerbations, ACQ and FEV1,
413 but not in the subgroups. It is possible we were underpowered to detect publication bias in the
414 subgroup networks.

415 We report data on adverse events that led to discontinuation. While we found biologics to be well
416 tolerated, serious and life-threatening adverse events are possible and were not captured by our review.
417 A very small proportion of patients, for example, may experience anaphylaxis—typically after the first
418 three doses.

419 We present convincing evidence that the effects of biologics vary based on eosinophils. We show that
420 biologics, including tezepelumab, are probably not effective for patients with low eosinophils—a finding
421 that is consistent with a previous review and previously published trials, although not explicitly
422 emphasized in the review or trials^{11 12 16}. Patients' eosinophils also inherently vary over time. It is
423 possible that trials may capture patients at a random high or low in eosinophil count as many trials
424 recruiting patients with raised blood eosinophils usually obtain a single time point result of greater than
425 150-300 cells/uL. Furthermore, trials varied in their cut offs for “high eosinophils”, while most reported
426 ≥ 300 cells/uL, some trials included thresholds higher than 500 cells/uL. Therefore, our review may
427 underestimate differences in effects of biologics based on eosinophils.

428 Our review focuses on adults and includes limited data on the effects of biologics in children. Given the
429 effectiveness of these drugs in adults with eosinophilic asthma, additional clinical trials in children are
430 warranted. Currently, omalizumab—which we found to not be effective—is the only biologic approved
431 by the FDA for children under 6 years⁹⁴.

432 ***Implications***

433 Our results have implications for the management of patients with severe uncontrolled asthma. Our
434 results support the use of biologics for the treatment of patients with high eosinophils. For patients with
435 eosinophilic asthma, tezepelumab and dupilumab are effective at reducing exacerbations, without
436 important differences between the two biologics.

437 Our results, however, suggest that clinicians should be more cautious using biologics for patients with
438 low eosinophils. In December 2021, the FDA approved tezepelumab for patients with severe
439 uncontrolled asthma, regardless of eosinophil levels⁹³. Tezepelumab is regarded as the first biologic to
440 reduce asthma exacerbations consistently and significantly in a broad population of asthma patients. For
441 patients with low eosinophils, tezepelumab, however, did not show evidence of effectiveness. Other
442 investigators have also been skeptical of the effects of tezepelumab in patients with low eosinophils⁹⁵.

443 Suboptimal response in patients with low eosinophils may be related to several pathways leading to
444 asthma, including non-eosinophilic inflammation, airflow obstruction related to airway remodeling,
445 significant airways hyperresponsiveness and/or mucus plugging being driven by non-eosinophil derived
446 cytokines.

447 Our results suggest that clinicians should be mindful when using tezepelumab in patients with low
448 eosinophils given the costs and practical issues associated with the drug (i.e., subcutaneous injection)
449 and since these patients are unlikely to derive as substantial of a benefit as patients with eosinophilic
450 asthma. However, for patients who have moderate-to-severe non-eosinophilic asthma, there are
451 currently few options. Clinicians may consider a short trial of anti-alarmin therapy in patients who may
452 benefit and evaluate for response in select patients.

453 Our results also do not support the use of omalizumab, which was markedly less effective than other
454 biologics.

455 ***Conclusion***

456 For patients with eosinophilic asthma, all available biologics are effective at reducing exacerbations,
457 without important differences in the effects of these biologics. Tezepelumab and dupilumab probably

458 improve lung function as compared to other available treatments. For patients with low eosinophils,
459 however, clinicians should probably be more judicious in use of biologics, including tezepelumab, since
460 they probably do not confer substantial benefit.

461

462 References

- 463 1. Global Asthma Network. Global Asthma Network Global Asthma Report 2018
464 www.globalasthmareport.org/ Date last updated: January 2018. Date last accessed: January 17,
465 2020.
- 466 2. Global Initiative for Asthma. (2002). Global strategy for asthma management and prevention.
467 Bethesda, Md.: National Institutes of Health, National Heart, Lung, and Blood Institute.
- 468 3. Mauer Y, Taliercio RM. Managing adult asthma: The 2019 GINA guidelines. *Cleve Clin J Med*
469 2020;87(9):569-75. doi: 10.3949/ccjm.87a.19136 [published Online First: 20200831]
- 470 4. Porsbjerg CM, Sverrild A, Lloyd CM, Menzies-Gow AN, Bel EH. Anti-alarmins in asthma: targeting the
471 airway epithelium with next-generation biologics. *European Respiratory Journal* 2020;56(5)
- 472 5. Sadeghirad B, Foroutan F, Zoratti MJ, Busse JW, Brignardello-Petersen R, Guyatt G, et al. Theory and
473 practice of Bayesian and frequentist frameworks for network meta-analysis. *BMJ Evid Based*
474 *Med* 2022 doi: 10.1136/bmjebm-2022-111928 [published Online First: 20220627]
- 475 6. Ando K, Fukuda Y, Tanaka A, Sagara H. Comparative Efficacy and Safety of Tezepelumab and Other
476 Biologics in Patients with Inadequately Controlled Asthma According to Thresholds of Type 2
477 Inflammatory Biomarkers: A Systematic Review and Network Meta-Analysis. *Cells* 2022;11(5)
478 doi: 10.3390/cells11050819 [published Online First: 20220226]
- 479 7. Edris A, Lahousse L. Monoclonal antibodies in type 2 asthma: an updated network meta-analysis.
480 *Minerva Med* 2021;112(5):573-81. doi: 10.23736/s0026-4806.21.07623-0 [published Online
481 First: 20210514]
- 482 8. Edris A, De Feyter S, Maes T, Joos G, Lahousse L. Monoclonal antibodies in type 2 asthma: a
483 systematic review and network meta-analysis. *Respir Res* 2019;20(1):179. doi: 10.1186/s12931-
484 019-1138-3 [published Online First: 20190808]
- 485 9. Ramonell RP, Iftikhar IH. Effect of Anti-IL5, Anti-IL5R, Anti-IL13 Therapy on Asthma Exacerbations: A
486 Network Meta-analysis. *Lung* 2020;198(1):95-103. doi: 10.1007/s00408-019-00310-8 [published
487 Online First: 20200101]
- 488 10. Corren J, Parnes JR, Wang L, Mo M, Roseti SL, Griffiths JM, et al. Tezepelumab in Adults with
489 Uncontrolled Asthma. *N Engl J Med* 2017;377(10):936-46. doi: 10.1056/NEJMoa1704064
- 490 11. Menzies-Gow A, Corren J, Bourdin A, Chupp G, Israel E, Wechsler ME, et al. Tezepelumab in Adults
491 and Adolescents with Severe, Uncontrolled Asthma. *N Engl J Med* 2021;384(19):1800. doi:
492 <https://doi.org/10.1056/NEJMoa2034975>
- 493 12. Wechsler ME, Menzies-Gow A, Brightling CE, Kuna P, Korn S, Welte T, et al. Evaluation of the oral
494 corticosteroid-sparing effect of tezepelumab in adults with oral corticosteroid-dependent
495 asthma (SOURCE): a randomised, placebo-controlled, phase 3 study. *Lancet respiratory medicine*
496 2022 doi: [https://doi.org/10.1016/S2213-2600\(21\)00537-3](https://doi.org/10.1016/S2213-2600(21)00537-3)
- 497 13. Hutton B, Catalá-López F, Moher D. [The PRISMA statement extension for systematic reviews
498 incorporating network meta-analysis: PRISMA-NMA]. *Med Clin (Barc)* 2016;147(6):262-6. doi:
499 10.1016/j.medcli.2016.02.025 [published Online First: 20160331]
- 500 14. Normansell R, Walker S, Milan SJ, Walters EH, Nair P. Omalizumab for asthma in adults and children.
501 *Cochrane Database Syst Rev* 2014(1):Cd003559. doi: 10.1002/14651858.CD003559.pub4
502 [published Online First: 20140113]
- 503 15. Farne HA, Wilson A, Powell C, Bax L, Milan SJ. Anti-IL5 therapies for asthma. *Cochrane Database Syst*
504 *Rev* 2017;9(9):Cd010834. doi: 10.1002/14651858.CD010834.pub3 [published Online First:
505 20170921]
- 506 16. Menzies-Gow A, Steenkamp J, Singh S, Erhardt W, Rowell J, Rane P, et al. Tezepelumab compared
507 with other biologics for the treatment of severe asthma: a systematic review and indirect
508 treatment comparison. *J Med Econ* 2022;25(1):679-90. doi: 10.1080/13696998.2022.2074195

- 509 17. Tejwani V, Chang HY, Tran AP, Naber JA, Gutzwiller FS, Winders TA, et al. A multistakeholder Delphi
510 consensus core outcome set for clinical trials in moderate-to-severe asthma (coreASTHMA). *Ann*
511 *Allergy Asthma Immunol* 2021;127(1):116-22.e7. doi: 10.1016/j.anai.2021.03.022 [published
512 Online First: 20210327]
- 513 18. Sterne JAC, Savović J, Page MJ, Elbers RG, Blencowe NS, Boutron I, et al. RoB 2: a revised tool for
514 assessing risk of bias in randomised trials. *Bmj* 2019;366:l4898. doi: 10.1136/bmj.l4898
515 [published Online First: 20190828]
- 516 19. Pitre T, Van Alstine R, Chick G, Leung G, Mikhail D, Cusano E, et al. Antiviral drug treatment for
517 nonsevere COVID-19: a systematic review and network meta-analysis. *Cmaj* 2022;194(28):E969-
518 e80. doi: 10.1503/cmaj.220471
- 519 20. Sadeghirad B, Foroutan F, Zoratti MJ, Busse JW, Brignardello-Petersen R, Guyatt G, et al. Theory and
520 practice of Bayesian and frequentist frameworks for network meta-analysis. *BMJ Evidence-*
521 *Based Medicine* 2022:bmjebm-2022-111928. doi: 10.1136/bmjebm-2022-111928
- 522 21. Cumpston M, Li T, Page MJ, Chandler J, Welch VA, Higgins JP, et al. Updated guidance for trusted
523 systematic reviews: a new edition of the Cochrane Handbook for Systematic Reviews of
524 Interventions. *Cochrane Database Syst Rev* 2019;10:Ed000142. doi:
525 10.1002/14651858.Ed000142
- 526 22. van Valkenhoef G, Dias S, Ades AE, Welton NJ. Automated generation of node-splitting models for
527 assessment of inconsistency in network meta-analysis. *Res Synth Methods* 2016;7(1):80-93. doi:
528 10.1002/jrsm.1167 [published Online First: 20151013]
- 529 23. Chaimani A, Salanti G. Using network meta-analysis to evaluate the existence of small-study effects
530 in a network of interventions. *Res Synth Methods* 2012;3(2):161-76. doi: 10.1002/jrsm.57
531 [published Online First: 20120601]
- 532 24. Rucker G, Schwarzer G, Krahn U, König J, Schwarzer MG. Package 'netmeta'. *Network Meta-Analysis*
533 *using Frequentist Methods (Version 07-0)* 2015
- 534 25. Schwarzer G. meta: An R package for meta-analysis. *R news* 2007;7(3):40-45.
- 535 26. Chaimani A, Higgins JP, Mavridis D, Spyridonos P, Salanti G. Graphical tools for network meta-
536 analysis in STATA. *PloS one* 2013;8(10):e76654.
- 537 27. Brignardello-Petersen R, Bonner A, Alexander PE, Siemieniuk RA, Furukawa TA, Rochweg B, et al.
538 Advances in the GRADE approach to rate the certainty in estimates from a network meta-
539 analysis. *J Clin Epidemiol* 2018;93:36-44. doi: 10.1016/j.jclinepi.2017.10.005 [published Online
540 First: 20171017]
- 541 28. Guyatt GH, Oxman AD, Vist GE, Kunz R, Falck-Ytter Y, Alonso-Coello P, et al. GRADE: an emerging
542 consensus on rating quality of evidence and strength of recommendations. *Bmj*
543 2008;336(7650):924-6. doi: 10.1136/bmj.39489.470347.AD
- 544 29. Brignardello-Petersen R, Florez ID, Izcovich A, Santesso N, Hazlewood G, Alhazanni W, et al. GRADE
545 approach to drawing conclusions from a network meta-analysis using a minimally contextualised
546 framework. *Bmj* 2020;371:m3900. doi: 10.1136/bmj.m3900 [published Online First: 20201111]
- 547 30. Rogliani P, Calzetta L. Clinical Interpretation of Efficacy Outcomes in Pharmacological Studies on
548 Triple Fixed-Dose Combination Therapy for Uncontrolled Asthma: Assessment of IRIDIUM and
549 ARGON Studies. *J Exp Pharmacol* 2022;14:1-5. doi: 10.2147/jep.S336304 [published Online First:
550 20220111]
- 551 31. Bonini M, Di Paolo M, Bagnasco D, Baiardini I, Braido F, Caminati M, et al. Minimal clinically
552 important difference for asthma endpoints: an expert consensus report. *Eur Respir Rev*
553 2020;29(156) doi: 10.1183/16000617.0137-2019 [published Online First: 20200603]
- 554 32. Tepper RS, Wise RS, Covar R, Irvin CG, Kerckmar CM, Kraft M, et al. Asthma outcomes: pulmonary
555 physiology. *J Allergy Clin Immunol* 2012;129(3 Suppl):S65-87. doi: 10.1016/j.jaci.2011.12.986

- 556 33. Santesso N, Glenton C, Dahm P, Garner P, Akl EA, Alper B, et al. GRADE guidelines 26: informative
557 statements to communicate the findings of systematic reviews of interventions. *J Clin Epidemiol*
558 2020;119:126-35. doi: [10.1016/j.jclinepi.2019.10.014](https://doi.org/10.1016/j.jclinepi.2019.10.014) [published Online First: 20191109]
- 559 34. Schandelmaier S, Briel M, Varadhan R, Schmid CH, Devasenapathy N, Hayward RA, et al.
560 Development of the Instrument to assess the Credibility of Effect Modification Analyses
561 (ICEMAN) in randomized controlled trials and meta-analyses. *Cmaj* 2020;192(32):E901-e06. doi:
562 [10.1503/cmaj.200077](https://doi.org/10.1503/cmaj.200077)
- 563 35. Panettieri RA, Sjobring U, Peterffy A, Wessman P, Bowen K, Piper E, et al. Tralokinumab for severe,
564 uncontrolled asthma (STRATOS 1 and STRATOS 2): two randomised, double-blind, placebo-
565 controlled, phase 3 clinical trials. *Lancet respiratory medicine* 2018;6(7):511. doi:
566 [https://doi.org/10.1016/S2213-2600\(18\)30184-X](https://doi.org/10.1016/S2213-2600(18)30184-X)
- 567 36. Brightling CE, Gaga M, Inoue H, Li J, Maspero J, Wenzel S, et al. Effectiveness of fevipiprant in
568 reducing exacerbations in patients with severe asthma (LUSTER-1 and LUSTER-2): two phase 3
569 randomised controlled trials. *Lancet respiratory medicine* 2021;9(1):43. doi:
570 [https://doi.org/10.1016/S2213-2600\(20\)30412-4](https://doi.org/10.1016/S2213-2600(20)30412-4)
- 571 37. Vignola AM, Humbert M, Bousquet J, Boulet LP, Hedgcock S, Blogg M, et al. Efficacy and tolerability
572 of anti-immunoglobulin E therapy with omalizumab in patients with concomitant allergic asthma
573 and persistent allergic rhinitis: SOLAR. *Allergy* 2004;59(7):709. doi:
574 <https://doi.org/10.1111/j.1398-9995.2004.00550.x>
- 575 38. Gevaert P, Bachert C, Maspero JF, Cuevas M, Steele D, Acharya S, et al. Phase 3b randomized
576 controlled trial of fevipiprant in patients with nasal polyposis with asthma (THUNDER). *Journal*
577 *of Allergy and Clinical Immunology* 2022 doi: <https://doi.org/10.1016/j.jaci.2021.12.759>
- 578 39. Nair P, Wenzel S, Rabe KF, Bourdin A, Lugogo NL, Kuna P, et al. Oral Glucocorticoid-Sparing Effect of
579 Benralizumab in Severe Asthma. *New England journal of medicine* 2017;376(25):2448. doi:
580 <https://doi.org/10.1056/NEJMoa1703501>
- 581 40. Ayres JG, Higgins B, Chilvers ER, Ayre G, Blogg M, Fox H. Efficacy and tolerability of anti-
582 immunoglobulin E therapy with omalizumab in patients with poorly controlled (moderate-to-
583 severe) allergic asthma. *Allergy* 2004;59(7):701. doi: [https://doi.org/10.1111/j.1398-](https://doi.org/10.1111/j.1398-9995.2004.00533.x)
584 [9995.2004.00533.x](https://doi.org/10.1111/j.1398-9995.2004.00533.x)
- 585 41. Bardelas J, Figliomeni M, Kianifard F, Meng X. A 26-week, randomized, double-blind, placebo-
586 controlled, multicenter study to evaluate the effect of omalizumab on asthma control in
587 patients with persistent allergic asthma. *Journal of asthma* 2012;49(2):144. doi:
588 <https://doi.org/10.3109/02770903.2011.648296>
- 589 42. Harrison TW, Chanez P, Menzella F, Canonica GW, Louis R, Cosio BG, et al. Onset of effect and impact
590 on health-related quality of life, exacerbation rate, lung function, and nasal polyposis symptoms
591 for patients with severe eosinophilic asthma treated with benralizumab (ANDHI): a randomised,
592 controlled, phase 3b trial. *Lancet respiratory medicine* 2021;9(3):260. doi:
593 [https://doi.org/10.1016/S2213-2600\(20\)30414-8](https://doi.org/10.1016/S2213-2600(20)30414-8)
- 594 43. Bateman ED, Guerrero AG, Brockhaus F, Holzhauser B, Pethe A, Kay RA, et al. Fevipiprant, an oral
595 prostaglandin DP2 receptor (CRTh2) antagonist, in allergic asthma uncontrolled on low-dose
596 inhaled corticosteroids. *The european respiratory journal* 2017;50(2) doi:
597 <https://doi.org/10.1183/13993003.00670-2017>
- 598 44. Bernstein JA, Virchow JC, Murphy K, Maspero JF, Jacobs J, Adir Y, et al. Effect of fixed-dose
599 subcutaneous reslizumab on asthma exacerbations in patients with severe uncontrolled asthma
600 and corticosteroid sparing in patients with oral corticosteroid-dependent asthma: results from
601 two phase 3, randomised, double-blind, placebo-controlled trials. *Lancet respiratory medicine*
602 2020;8(5):461. doi: [https://doi.org/10.1016/S2213-2600\(19\)30372-8](https://doi.org/10.1016/S2213-2600(19)30372-8)

- 603 45. Ferguson GT, FitzGerald JM, Bleecker ER, Laviolette M, Bernstein D, LaForce C, et al. Benralizumab
604 for patients with mild to moderate, persistent asthma (BISE): a randomised, double-blind,
605 placebo-controlled, phase 3 trial. *Lancet respiratory medicine* 2017;5(7):568. doi:
606 [https://doi.org/10.1016/S2213-2600\(17\)30190-X](https://doi.org/10.1016/S2213-2600(17)30190-X)
- 607 46. Bjermer L, Lemiere C, Maspero J, Weiss S, Zangrilli J, Germinaro M. Reslizumab for Inadequately
608 Controlled Asthma With Elevated Blood Eosinophil Levels: a Randomized Phase 3 Study. *Chest*
609 2016;150(4):789. doi: <https://doi.org/10.1016/j.chest.2016.03.032>
- 610 47. Boulet LP, Chapman KR, ocirc, eacute, Kalra S, Bhagat R, et al. Inhibitory effects of an anti-IgE
611 antibody E25 on allergen-induced early asthmatic response. *American journal of respiratory and*
612 *critical care medicine* 1997;155(6):1835. doi: <https://doi.org/10.1164/ajrccm.155.6.9196083>
- 613 48. Busse WW. Anti-immunoglobulin E (omalizumab) therapy in allergic asthma. *American Journal of*
614 *Respiratory and Critical Care Medicine* 2001;164(8 II):S12-S17. doi:
615 http://dx.doi.org/10.1164/ajrccm.164.supplement_1.2103026
- 616 49. FitzGerald JM, Bleecker ER, Nair P, Korn S, Ohta K, Lommatzsch M, et al. Benralizumab, an anti-
617 interleukin-5 receptor &agr; monoclonal antibody, as add-on treatment for patients with severe,
618 uncontrolled, eosinophilic asthma (CALIMA): a randomised, double-blind, placebo-controlled
619 phase 3 trial. *Lancet* 2016;388(10056):2128. doi: [https://doi.org/10.1016/S0140-6736\(16\)31322-](https://doi.org/10.1016/S0140-6736(16)31322-8)
620 [8](https://doi.org/10.1016/S0140-6736(16)31322-8)
- 621 50. Castro M, Zangrilli J, Wechsler ME, Bateman ED, Brusselle GG, Bardin P, et al. Reslizumab for
622 inadequately controlled asthma with elevated blood eosinophil counts: results from two
623 multicentre, parallel, double-blind, randomised, placebo-controlled, phase 3 trials. *Lancet*
624 *respiratory medicine* 2015;3(5):355. doi: [https://doi.org/10.1016/S2213-2600\(15\)00042-9](https://doi.org/10.1016/S2213-2600(15)00042-9)
- 625 51. Castro M, Mathur S, Hargreave F, Boulet LP, Xie F, Young J, et al. Reslizumab for poorly controlled,
626 eosinophilic asthma: a randomized, placebo-controlled study. *American journal of respiratory*
627 *and critical care medicine* 2011;184(10):1125. doi: [https://doi.org/10.1164/rccm.201103-](https://doi.org/10.1164/rccm.201103-0396OC)
628 [0396OC](https://doi.org/10.1164/rccm.201103-0396OC)
- 629 52. Chanez P, Contin-Bordes C, Garcia G, Verkindre C, Didier A, De Blay F, et al. Omalizumab-induced
630 decrease of FcepsilonRI expression in patients with severe allergic asthma. *Respiratory Medicine*
631 2010;104(11):1608-17. doi: <http://dx.doi.org/10.1016/j.rmed.2010.07.011>
- 632 53. Corren J, Wood RA, Patel D, Zhu J, Yegin A, Dhillon G, et al. Effects of omalizumab on changes in
633 pulmonary function induced by controlled cat room challenge. *Journal of allergy and clinical*
634 *immunology* 2011;127(2):398. doi: <https://doi.org/10.1016/j.jaci.2010.09.043>
- 635 54. Corren J, Weinstein S, Janka L, Zangrilli J, Garin M. Phase 3 Study of Reslizumab in Patients With
636 Poorly Controlled Asthma: effects Across a Broad Range of Eosinophil Counts. *Chest*
637 2016;150(4):799. doi: <https://doi.org/10.1016/j.chest.2016.03.018>
- 638 55. Djukanovic R, Wilson SJ, Kraft M, Jarjour N, Steel M, Chung KF, et al. Effect of treatment with anti-IgE
639 antibody (Omalizumab) on airway inflammation in mild atopic asthma. *American thoracic*
640 *society 99th international conference* 2003:C082.
- 641 56. Pavord ID, Korn S, Howarth P, Bleecker ER, Buhl R, Keene ON, et al. Mepolizumab for severe
642 eosinophilic asthma (DREAM): a multicentre, double-blind, placebo-controlled trial. *Lancet*
643 *(london, england)* 2012;380(9842):651. doi: [https://doi.org/10.1016/S0140-6736\(12\)60988-X](https://doi.org/10.1016/S0140-6736(12)60988-X)
- 644 57. Erpenbeck VJ, Popov TA, Miller D, Weinstein SF, Spector S, Magnusson B, et al. The oral CRTh2
645 antagonist QAW039 (fevipiprant): a phase II study in uncontrolled allergic asthma. *Pulmonary*
646 *pharmacology & therapeutics* 2016;39:54. doi: <https://doi.org/10.1016/j.pupt.2016.06.005>
- 647 58. Wechsler ME, Ruddy MK, Pavord ID, Israel E, Rabe KF, Ford LB, et al. Efficacy and Safety of
648 Itepekimab in Patients with Moderate-to-Severe Asthma. *New England journal of medicine*
649 2021;385(18):1656. doi: <https://doi.org/10.1056/NEJMoa2024257>

- 650 59. Panettieri RA, Welte T, Shenoy KV, Korn S, Jandl M, Kerwin EM, et al. Onset of effect, changes in
651 airflow obstruction and lung volume, and health-related quality of life improvements with
652 benralizumab for patients with severe eosinophilic asthma: phase iiib randomized, controlled
653 trial (SOLANA). *Journal of asthma and allergy* 2020;13:115. doi:
654 <https://doi.org/10.2147/JAA.S240044>
- 655 60. Sol, egrave, r M, Matz J, Townley R, Buhl R, et al. The anti-IgE antibody omalizumab reduces
656 exacerbations and steroid requirement in allergic asthmatics. *The european respiratory journal*
657 2001;18(2):254. doi: <https://doi.org/10.1183/09031936.01.00092101>
- 658 61. Wenzel S, Castro M, Corren J, Maspero J, Wang L, Zhang B, et al. Dupilumab efficacy and safety in
659 adults with uncontrolled persistent asthma despite use of medium-to-high-dose inhaled
660 corticosteroids plus a long-acting β 2 agonist: a randomised double-blind placebo-controlled
661 pivotal phase 2b dose-ranging trial. *Lancet* 2016;388(10039):31-44. doi: 10.1016/s0140-
662 6736(16)30307-5 [published Online First: 20160427]
- 663 62. Wenzel S, Ford L, Pearlman D, Spector S, Sher L, Skobieranda F, et al. Dupilumab in persistent asthma
664 with elevated eosinophil levels. *New England journal of medicine* 2013;368(26):2455. doi:
665 <https://doi.org/10.1056/NEJMoa1304048>
- 666 63. Castro M, Kerwin E, Miller D, Pedinoff A, Sher L, Cardenas P, et al. Efficacy and safety of fevipiprant
667 in patients with uncontrolled asthma: Two replicate, phase 3, randomised, double-blind,
668 placebo-controlled trials (ZEAL-1 and ZEAL-2). *EClinicalMedicine* 2021;35 doi:
669 <https://doi.org/10.1016/j.eclinm.2021.100847>
- 670 64. Zielen S, Lieb A, De La Motte S, Wagner F, De Monchy J, Fuhr R, et al. Omalizumab protects against
671 allergen-induced bronchoconstriction in allergic (Immunoglobulin E-mediated) Asthma.
672 *International archives of allergy and immunology* 2013;160(1):102. doi:
673 <https://doi.org/10.1159/000339243>
- 674 65. Flood-Page P, Swenson C, Faiferman I, Matthews J, Williams M, Brannick L, et al. A study to evaluate
675 safety and efficacy of mepolizumab in patients with moderate persistent asthma. *American*
676 *journal of respiratory and critical care medicine* 2007;176(11):1062. doi:
677 <https://doi.org/10.1164/rccm.200701-085OC>
- 678 66. Gonem S, Berair R, Singapuri A, Hartley R, Laurencin MFM, Bacher G, et al. Fevipiprant, a
679 prostaglandin D2 receptor 2 antagonist, in patients with persistent eosinophilic asthma: a single-
680 centre, randomised, double-blind, parallel-group, placebo-controlled trial. *Lancet respiratory*
681 *medicine* 2016;4(9):699. doi: [https://doi.org/10.1016/S2213-2600\(16\)30179-5](https://doi.org/10.1016/S2213-2600(16)30179-5)
- 682 67. Haldar P, Brightling CE, Hargadon B, Gupta S, Monteiro W, Sousa A, et al. Mepolizumab and
683 exacerbations of refractory eosinophilic asthma. *New England journal of medicine*
684 2009;360(10):973. doi: <https://doi.org/10.1056/NEJMoa0808991>
- 685 68. Hanania NA, Alpan O, Hamilos DL, Condemi JJ, Reyes-Rivera I, Zhu J, et al. Omalizumab in severe
686 allergic asthma inadequately controlled with standard therapy: a randomized trial. *Annals of*
687 *internal medicine* 2011;154(9):573. doi: <https://doi.org/10.7326/0003-4819-154-9-201105030-00002>
- 689 69. Hayashi H, Fukutomi Y, Mitsui C, Kajiwara K, Watai K, Kamide Y, et al. Omalizumab for Aspirin
690 Hypersensitivity and Leukotriene Overproduction in Aspirin-exacerbated Respiratory Disease. A
691 Randomized Controlled Trial. *American journal of respiratory and critical care medicine*
692 2020;201(12):1488. doi: <https://doi.org/10.1164/rccm.201906-1215OC>
- 693 70. Holgate ST, Chuchalin AG, eacute, bert J, ouml, tvall J, et al. Efficacy and safety of a recombinant
694 anti-immunoglobulin E antibody (omalizumab) in severe allergic asthma. *Clinical and*
695 *experimental allergy* 2004;34(4):632. doi: <https://doi.org/10.1111/j.1365-2222.2004.1916.x>
- 696 71. Humbert M, Beasley R, Ayres J, Slaviv R, eacute, bert J, et al. Benefits of omalizumab as add-on
697 therapy in patients with severe persistent asthma who are inadequately controlled despite best

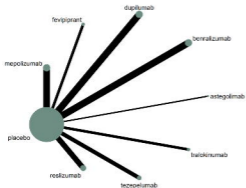
- 698 available therapy (GINA 2002 step 4 treatment): INNOVATE. *Allergy* 2005;60(3):309. doi:
699 <https://doi.org/10.1111/j.1398-9995.2004.00772.x>
- 700 72. Kopp MV, Hamelmann E, Zielen S, Kamin W, Bergmann KC, Sieder C, et al. Combination of
701 omalizumab and specific immunotherapy is superior to immunotherapy in patients with
702 seasonal allergic rhinoconjunctivitis and co-morbid seasonal allergic asthma. *Clinical and*
703 *experimental allergy* 2009;39(2):271. doi: <https://doi.org/10.1111/j.1365-2222.2008.03121.x>
- 704 73. Li J, Kang J, Wang C, Yang J, Wang L, Kottakis I, et al. Omalizumab improves quality of life and asthma
705 control in Chinese patients with moderate to severe asthma: a randomized phase III study.
706 *Allergy, asthma & immunology research* 2016;8(4):319. doi:
707 <https://doi.org/10.4168/aaair.2016.8.4.319>
- 708 74. Castro M, Corren J, Pavord ID, Maspero J, Wenzel S, Rabe KF, et al. Dupilumab Efficacy and Safety in
709 Moderate-to-Severe Uncontrolled Asthma. *New England journal of medicine* 2018;378(26):2486.
710 doi: <https://doi.org/10.1056/NEJMoa1804092>
- 711 75. Rabe KF, Nair P, Brusselle G, Maspero JF, Castro M, Sher L, et al. Efficacy and Safety of Dupilumab in
712 Glucocorticoid-Dependent Severe Asthma. *New England journal of medicine* 2018;378(26):2475.
713 doi: <https://doi.org/10.1056/NEJMoa1804093>
- 714 76. Sabogal P, ntilde, eros YS, Bal SM, van de Pol MA, Dierdorp BS, et al. Anti-IL-5 in Mild Asthma Alters
715 Rhinovirus-induced Macrophage, B-Cell, and Neutrophil Responses (MATERIAL). A Placebo-
716 controlled, Double-Blind Study. *American journal of respiratory and critical care medicine*
717 2019;199(4):508. doi: <https://doi.org/10.1164/rccm.201803-0461OC>
- 718 77. Ortega HG, Liu MC, Pavord ID, Brusselle GG, FitzGerald JM, Chetta A, et al. Mepolizumab treatment
719 in patients with severe eosinophilic asthma. *New England journal of medicine*
720 2014;371(13):1198. doi: <https://doi.org/10.1056/NEJMoa1403290>
- 721 78. Russell RJ, Chachi L, FitzGerald JM, Backer V, Olivenstein R, Titlestad IL, et al. Effect of tralokinumab,
722 an interleukin-13 neutralising monoclonal antibody, on eosinophilic airway inflammation in
723 uncontrolled moderate-to-severe asthma (MESOS): a multicentre, double-blind, randomised,
724 placebo-controlled phase 2 trial. *Lancet respiratory medicine* 2018;6(7):499. doi:
725 [https://doi.org/10.1016/S2213-2600\(18\)30201-7](https://doi.org/10.1016/S2213-2600(18)30201-7)
- 726 79. Chupp GL, Bradford ES, Albers FC, Bratton DJ, Wang-Jairaj J, Nelsen LM, et al. Efficacy of
727 mepolizumab add-on therapy on health-related quality of life and markers of asthma control in
728 severe eosinophilic asthma (MUSCA): a randomised, double-blind, placebo-controlled, parallel-
729 group, multicentre, phase 3b trial. *Lancet respiratory medicine* 2017;5(5):390. doi:
730 [https://doi.org/10.1016/S2213-2600\(17\)30125-X](https://doi.org/10.1016/S2213-2600(17)30125-X)
- 731 80. Ohta K, Miyamoto T, Amagasaki T, Yamamoto M. Efficacy and safety of omalizumab in an Asian
732 population with moderate-to-severe persistent asthma. *Respirology* 2009;14(8):1156-65. doi:
733 <http://dx.doi.org/10.1111/j.1440-1843.2009.01633.x>
- 734 81. Park HS, Kim MK, Imai N, Nakanishi T, Adachi M, Ohta K, et al. A Phase 2a Study of Benralizumab for
735 Patients with Eosinophilic Asthma in South Korea and Japan. *Int Arch Allergy Immunol*
736 2016;169(3):135-45. doi: 10.1159/000444799 [published Online First: 20160421]
- 737 82. Nowak RM, Parker JM, Silverman RA, Rowe BH, Smithline H, Khan F, et al. A randomized trial of
738 benralizumab, an antiinterleukin 5 receptor alpha monoclonal antibody, after acute asthma.
739 *American journal of emergency medicine* 2015;33(1):14. doi:
740 <https://doi.org/10.1016/j.ajem.2014.09.036>
- 741 83. Rubin AS, Souza-Machado A, Andradre-Lima M, Ferreira F, Honda A, Matozo TM, et al. Effect of
742 omalizumab as add-on therapy on asthma-related quality of life in severe allergic asthma: a
743 Brazilian study (QUALITX). *Journal of asthma* 2012;49(3):288. doi:
744 <https://doi.org/10.3109/02770903.2012.660297>

- 745 84. Piper E, Brightling C, Niven R, Oh C, Faggioni R, Poon K, et al. A phase II placebo-controlled study of
746 tralokinumab in moderate-to-severe asthma. *The european respiratory journal* 2013;41(2):330.
747 doi: <https://doi.org/10.1183/09031936.00223411>
- 748 85. Bleecker ER, FitzGerald JM, Chanez P, Papi A, Weinstein SF, Barker P, et al. Efficacy and safety of
749 benralizumab for patients with severe asthma uncontrolled with high-dosage inhaled
750 corticosteroids and long-acting β_2 -agonists (SIROCCO): a randomised, multicentre, placebo-
751 controlled phase 3 trial. *Lancet (london, england)* 2016;388(10056):2115. doi:
752 [https://doi.org/10.1016/S0140-6736\(16\)31324-1](https://doi.org/10.1016/S0140-6736(16)31324-1)
- 753 86. Bel EH, Wenzel SE, Thompson PJ, Prazma CM, Keene ON, Yancey SW, et al. Oral glucocorticoid-
754 sparing effect of mepolizumab in eosinophilic asthma. *New England journal of medicine*
755 2014;371(13):1189. doi: <https://doi.org/10.1056/NEJMoa1403291>
- 756 87. Kelsen SG, Agache IO, Soong W, Israel E, Chupp GL, Cheung DS, et al. Astegolimab (anti-ST2) efficacy
757 and safety in adults with severe asthma: a randomized clinical trial. *Journal of allergy and clinical*
758 *immunology* 2021;148(3):790. doi: <https://doi.org/10.1016/j.jaci.2021.03.044>
- 759 88. Busse W, Spector S, Rosén K, Wang Y, Alpan O. High eosinophil count: a potential biomarker for
760 assessing successful omalizumab treatment effects. *J Allergy Clin Immunol* 2013;132(2):485-
761 6.e11. doi: 10.1016/j.jaci.2013.02.032 [published Online First: 20130413]
- 762 89. Casale TB, Chipps BE, Rosén K, Trzaskoma B, Haselkorn T, Omachi TA, et al. Response to omalizumab
763 using patient enrichment criteria from trials of novel biologics in asthma. *Allergy*
764 2018;73(2):490-97. doi: 10.1111/all.13302 [published Online First: 20170923]
- 765 90. Hanania NA, Wenzel S, Rosén K, Hsieh HJ, Mosesova S, Choy DF, et al. Exploring the effects of
766 omalizumab in allergic asthma: an analysis of biomarkers in the EXTRA study. *Am J Respir Crit*
767 *Care Med* 2013;187(8):804-11. doi: 10.1164/rccm.201208-1414OC
- 768 91. Juniper EF, O'Byrne PM, Guyatt GH, Ferrie PJ, King DR. Development and validation of a
769 questionnaire to measure asthma control. *Eur Respir J* 1999;14(4):902-7. doi: 10.1034/j.1399-
770 3003.1999.14d29.x
- 771 92. Sverrild A, Hansen S, Hvidtfeldt M, Clausson CM, Cozzolino O, Cerps S, et al. The effect of
772 tezepelumab on airway hyperresponsiveness to mannitol in asthma (UPSTREAM). *European*
773 *Respiratory Journal* 2022;59(1):2101296. doi: <https://dx.doi.org/10.1183/13993003.01296-2021>
- 774 93. Tan LD, Nguyen N, Alismail A, Castro M. Management of Uncontrolled Asthma: A Framework for
775 Novel and Legacy Biologic Treatments. *J Asthma Allergy* 2022;15:875-83. doi:
776 10.2147/jaa.S369836 [published Online First: 20220629]
- 777 94. Krings JG, McGregor MC, Bacharier LB, Castro M. Biologics for Severe Asthma: Treatment-Specific
778 Effects Are Important in Choosing a Specific Agent. *J Allergy Clin Immunol Pract* 2019;7(5):1379-
779 92. doi: 10.1016/j.jaip.2019.03.008
- 780 95. Adatia A, Wahab M, Satia I. Is tezepelumab more than just an anti-eosinophil drug? *Eur Respir J*
781 2022;59(1) doi: 10.1183/13993003.01700-2021 [published Online First: 20211231]

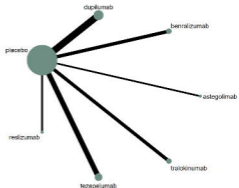
782

783

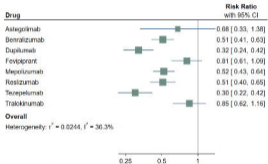
A: Exacerbations among patients with eosinophilic asthma



B: Exacerbations among patients with low eosinophils

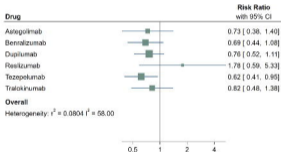


A: Exacerbations among patients with eosinophilic asthma



Random-effects REML model

B: Exacerbations among patients with low eosinophils



Random-effects REML model