








1 **Evaluation of resistance of human head lice to pyrethroid insecticides: a meta-analysis study**

2 Ebrahim Abbasi^{1, 2*} , Salman Daliri⁴ , Zahra Yazdani³ , Shokrollah Mohseni¹ , Ghulamraza
3 Mohammadyan¹ , Seyedeh Niloofar Seyed Hosseini³ , Reza Nasiri Haghighi³ 

4
5 **Ebrahim Abbasi**

6 ¹*Research Center for Health Sciences, Institute of Health, Shiraz University of Medical Sciences,*
7 *Shiraz, Iran*

8 ²*Dept. of Biology and Control of Disease Vectors, School of Health, Shiraz University of Medical*
9 *Sciences, Shiraz, Iran*

10 Email: abbasie.ebrahim@gmail.com e_abbasie@sums.ac.ir

11 Mobile: 0912-4338389 **ORCID: 0000-0003-1861-5321**

12 **Salman Daliri**

13 ⁴ *Research Clinical Research Development Unit, Imam Hossein Hospital, Shahroud University of*
14 *Medical Sciences, Shahroud, Iran*

15 Email: salmandaliri@yahoo.com

16 Mobile: +98 917 927 2507 **ORCID: 0000-0001-5773-5751**

17 **Zahra Yazdani**

18 ³ *Department of Biology, College of Sciences, Shiraz University, Shiraz, Iran*

19 Email: zy20172017@yahoo.com

20 Mobile: +989373936440 **ORCID: 0000-0002-6758-1319**

21 **Shokrollah Mohseni**

22 ¹*Research Center for Health Sciences, Institute of Health, Shiraz University of Medical Sciences,*
23 *Shiraz, Iran*

24 Email: Mohseni57faryab@gmail.com

25 Mobile: +989108588424

ORCID: 0000-0001-5737-3367

26 **Ghulamraza Mohammadyan**

27 ¹*Research Center for Health Sciences, Institute of Health, Shiraz University of Medical Sciences,*
28 *Shiraz, Iran*

29 Email: gh.mohammadyan@gmail.com

30 Mobile: +989010930670

ORCID: 0000-0002-5958-3285

31 **Seyedeh Niloofar Seyed Hosseini**

32 ³*Department of Biology, College of Sciences, Shiraz University, Shiraz, Iran*

33 Email: s.niloofar.hosseini@gmail.com

34 Mobile: +989172436148

ORCID: 0000-0001-9044-4163

35 **Reza Nasiri Haghghi**

36 ³*Department of Biology, College of Sciences, Shiraz University, Shiraz, Iran*

37 Email: Nasiri392@yahoo.com

38 Mobile: +989373490892

ORCID: 0000-0003-0053-9164

39

40 ***Corresponding Author:**

41 **Dr. Ebrahim Abbasi**

42

43

44

45 **Abstract**

46 **Introduction:** Pediculosis is one of the most common annoying infections caused by insects in humans.
47 Pyrethroids are one of the main insecticides used to treat this infection. But recently, due to the resistance
48 of lice to this group of insecticides, its therapeutic effects have been affected. Based on this, the present
49 study was conducted to investigating the prevalence of resistance to treatment against these insecticides
50 in the world in the form of a meta-analysis.

51 **Methods:** This study was conducted as a meta-analysis on the prevalence of treatment resistance in human
52 head lice against pyrethroid insecticides in the world. Based on this, all articles published without a time
53 limit until the end of June 2022 in PubMed/MEDLINE, Web of Science (ISI), Scopus, and Google Scholar
54 databases were extracted and using random effects model statistical methods in the meta-analysis,
55 Cochrane, Index I² and funnel plot were analyzed by STATA software.

56 **Results:** Twenty studies were included in the meta-analysis process. According to this the prevalence of
57 resistance to pyrethroid insecticides in human head lice was estimated at 59% (CI95%: 50% to 68%).
58 Among pyrethroid insecticides, the highest prevalence of resistance to treatment against permethrin
59 insecticide was 65%. Regarding the prevalence of resistance by year, the prevalence before 2004 was
60 estimated at 33%, but after 2015, this rate reached 82%. Also, the prevalence of resistance to treatment
61 was estimated at 68% using genetic diagnosis methods and 43% using clinical diagnosis methods.

62 **Conclusion:** More than half of human head lice are resistant to pyrethroid insecticides. Based on this, it
63 is recommended that before using this treatment method to treat human head lice infestation, the
64 prevalence of resistance to treatment in that area should be investigated and if the prevalence of resistance
65 is high, alternative or combined treatment methods should be used.

66 **Keywords:** human head lice, Resistance, insecticides, Pyrethroid, meta-analysis.

67 **Introduction**

68 Pediculus humanus capitis or human head louse is an Infestation caused by a hematophagous ectoparasite
69 that lives in human hair and feeds on human blood. Infestation with this ectoparasite is often asymptomatic
70 and not pathogenic for humans, but it causes skin irritation and sometimes leads to skin infection due to
71 skin itching (1, 2). But the importance of this pollution is its widespread prevalence, so that in recent
72 decades, most of the countries of the world in North America, South America, Australia, Europe, and Asia
73 have been involved in this pollution, and its prevalence is increasing (3-6). As a result, controlling and
74 preventing the spread of this Infestation is very important. The transmission of this Infestation is from
75 person to person, so in case of contact with an infected person, especially in crowded places, this
76 Infestation is transmitted to other people and causes them to become infected (7, 8). One of the most
77 important approaches to the prevention and control of Pediculosis is the treatment of infected people.
78 Because when the source of contamination is controlled, the disease will no longer be transmitted. One of
79 the most important and common treatment methods is the use of safe insecticides. Today, various
80 insecticides are used in the world to treat Pediculosis, but the most common group of insecticides are
81 Pyrethroids, which are sold and used under the trade names Permethrin, Phenothrin, and Pyrethrin (9-11).
82 This group of insecticides causes their death by disrupting the nervous system of lice, and in addition to
83 treating patients; it also interrupts the cycle of disease transmission. But recently, due to indiscriminate
84 use and incomplete treatment, lice have become resistant to this group of insecticides, and due to the lack
85 of complete treatment of the source of Infestation, its prevalence is increasing (12-14). Studies have shown
86 that the effectiveness of permethrin for the treatment of Pediculosis has decreased from 97% and
87 phenothrin from 75% to less than 15%. This shows that the use of this group of insecticides is not effective
88 (10, 11, 15). In lice, there are different mechanisms for resistance to treatment against insecticides, the
89 main mechanism, especially against pyrethroid insecticides, is resistance at the target site, which is created
90 by point mutations. This makes the real targets of an insecticide less sensitive to the active ingredient (16).

91 This mutation in the voltage-sensitive sodium channel gene (Vssc) leads to resistance in sodium channels
92 (17-19). By acting on sodium channels, pyrethroid insecticides interfere with the opening and closing of
93 these channels, and this action leads to paralysis and eventually the death of lice, But when these mutations
94 occur, the sensitivity of lice to insecticides is reduced and the treatment with them will be incomplete or
95 ineffective (13, 19, 20). As a result, it is very important to be aware of the prevalence of resistance to
96 insecticides to adopt the appropriate treatment. There are various methods to detect the prevalence of
97 resistance in lice. The simplest method is to use insecticides to kill live lice and finally observe the
98 proportion of live lice (clinical method). The next method is to use molecular indicators to determine the
99 presence of treatment-resistant genes in lice (genetically method). In this method, after extracting the
100 genes in the laboratory environment, the existence of gene mutation of resistance to the treatment and its
101 ratio in lice are determined, this includes Polymerase Chain Reaction (PCR), Quantitative Sequencing
102 (QS), and Serial Invasive. Signal Amplification Reaction (SISAR) Protocol (17, 21).

103 In general, it is necessary to be aware of the prevalence of treatment resistance in lice against pyrethroid
104 insecticides to adopt the appropriate treatment. Based on this, the present study was conducted to
105 determining the prevalence of treatment resistance in human head lice against pyrethroid insecticides via
106 systematic review and meta-analysis in the world.

107 **Material and Methods**

108 **Protocol**

109 This systematic review and meta-analysis study was conducted by the Preferred Reporting Items for
110 Systematic Reviews and Meta-Analyses (PRISMA) statement (22). This study aimed to estimate the
111 prevalence of resistance to human head lice treatment against pyrethroid insecticides.

112 **Search strategy and study selection**

113 The search for articles on the prevalence of resistance to the treatment of human head lice against
114 pyrethroid insecticides was conducted in the scientific databases PubMed/MEDLINE, Web of Science
115 (ISI), Scopus, and Google Scholar without time limit until the end of June 2022. to find the articles, the
116 collection of related keywords extracted from medical subject headings (MeSH) including head lice,
117 human head lice, Pediculosis, Pediculosis capitis, Human Head Louse, Insecticide, Pediculicide, resistant,
118 Pyrethroids, pyrethrins, permethrin, phenothrin, Treatment was used. These keywords were searched
119 using AND and OR operators in singular and compound form in titles, abstracts, and keywords. The
120 reference lists of related articles were also checked manually for other possibly relevant articles that were
121 not found through the electronic search strategy. Searching and extraction of articles were done
122 independently by two trained authors in the field of searching articles in the medical information database.

123 **Inclusion and Exclusion criteria**

124 All English language articles published in the field of human head louse resistance to treatment, which
125 investigated the resistance to pyrethroid insecticides and the ratio of resistance reported in them and were
126 of good quality, were included in the study. Articles with low quality, studies conducted on other insects
127 except for human head lice, non-reporting of quantitative resistance to treatment, reviews of other
128 insecticides, qualitative studies, case reports, case series, reviews, and meta-analysis were excluded from
129 the study.

130 **Quality assessment**

131 The Strobe checklist (Strengthening the Reporting of Observational Studies in Epidemiology) was used
132 to evaluate the quality of the articles (23). This checklist has 22 sections in the fields of title, abstract,
133 introduction, objectives, study method, Inclusion and exclusion criteria, sample size, study group, results,
134 and limitations, which are scored based on the importance of each section. Be. The minimum and

135 maximum scores that can be obtained by this checklist are 15 and 33. In this study, the minimum
136 acceptable score was 20 (24).

137 **Data extraction**

138 Two authors independently extracted the required information mentioned below from the articles: name
139 of the author, year of study, place of study, sample size, type of insecticide used for treatment, method of
140 detecting resistance, and prevalence of resistance.

141 According to the PRISMA flow chart (Figure 1), a total of 3451 studies were extracted during the search
142 in scientific databases. Out of this number, 824 studies were removed due to repetition and from the
143 remaining 2,627 articles, after reviewing the title and abstract, 2,554 articles were removed due to lack of
144 relevance. Then the full text of the remaining 72 articles was studied. Of these, 52 articles were excluded
145 for the following reasons: lack of investigation of pyrethroid insecticides (n=34), failure to report the
146 prevalence of treatment resistance (n=15), and use of combined insecticides (n=3). Finally, 20 studies met
147 the eligibility criteria and entered the systematic review and meta-analysis process.

148

149

150 **Statistical analysis**

151 Random effects model with 95% confidence interval was used to compare the prevalence of resistance.
152 Analysis of subgroups was done based on the type of treatment, diagnosis, method and year of study. To
153 evaluate the heterogeneity between the selected studies, the I² test was used. In the results, 0%-25%
154 heterogeneity was considered as low, 25%-50% as a medium, and 50%-75% as high heterogeneity.
155 Publication bias was assessed by Begg-Mazumdar and Egger tests. In addition, sensitivity analysis was
156 performed to assess the stability of the results. P-values above 0.05 indicate that the total variance is due

157 to within-study variance rather than between-study variance. Stata V.14 (Stata Corp.) was used for
158 statistical analysis.

159 **Result**

160 Twenty studies conducted between the years 1991 and 2020 with a sample size of 24,651 human head lice
161 were included in the meta-analysis process. The highest prevalence of human head lice resistance against
162 pyrethroid insecticides was 99% and the lowest prevalence was 5.4%. The characteristic of the reviewed
163 articles is presented in Table 1.

164

165 Based on the findings of the meta-analysis of 20 studies, the prevalence of resistance to pyrethroid
166 insecticides in human head lice was estimated at 59% (CI95%: 50% to 68%) (Figure 2). Among pyrethroid
167 insecticides, the highest prevalence of resistance to treatment against permethrin insecticide was 65%
168 (Figure 3).

169

170

171

172 In the field of the method of detecting resistance to treatment in human head lice, molecular methods were
173 used in the studies and the death rate of head lice after treatment was used. Based on this, the results of
174 the meta-analysis showed that in the studies that used the genetic diagnostic method, the prevalence of
175 resistance to treatment was 68%, and in the studies that used the clinical method (rate lice live after use
176 insecticide), the prevalence of resistance was 43%, and in the studies that used both methods, the
177 prevalence of resistance to treatment was estimated at 49% (Figure 4). Also, regarding the prevalence of

178 resistance to treatment based on the year of the study, the studies were divided into three 10-year periods
179 including before 2004, 2005 to 2015, and after 2015. Based on the findings of the meta-analysis of studies,
180 the prevalence of resistance to treatment was estimated at 33% before 2004, 68% between 2005 and 2015,
181 and 82% after 2015 (Figure 5).

182

183 Funnel plot, Begg's, and Egger's tests were used to investigate the Publication bias. The symmetry of the
184 articles in the funnel plot indicates that publication bias has not occurred (Figure 6). Also, the results of
185 Begg's and Egger's tests show of also showed that there is no publication bias in this meta-analysis. The
186 result of Begg's test was $Z=-0.39$ and $P=0.75$ and the result of Egger's test was $Z=1.60$ and $P=0.11$.

187

188 **Discussion**

189 The findings of the present study showed that more than half of human head lice are resistant to pyrethroid
190 insecticides, and the highest prevalence of resistance to permethrin insecticide was observed. Also, the
191 prevalence of resistance to treatment had increased during the past three decades. In the study of Larkin
192 et al (2020) (41) in Honduras 93.9%, in the study of Brownell et al (2020) (42) in Thailand 40%, and the
193 study of Roca Acevedo et al (2019) (36) in Chile 50% of head lice had a mutation in the T917I allele,
194 which indicates resistance to the treatment against pyrethroid. Ponce et al. (2017) reported in Mexico that
195 78.2% of the samples had a mutation in the T929I allele, which leads to resistance to treatment against
196 pyrethroid insecticides (37). In the study by Gellatly et al. (2016), 98.3% of the lice studied in the United
197 States had an allele resistant to pyrethroid treatment (38). Yoon et al (2014) in North America investigated
198 the trend of resistance for 10 years in North America. Based on the findings, between 1999 and 2009, the
199 prevalence of resistance to the treatment of Pyrethroids was estimated at 84.4%. This proportion was

200 reported as 97.1% in 2008 and 99.6% between 2007 and 2009, which indicates the increasing trend of
201 treatment resistance (31). Kasai et al (2009) stated that a large population of head lice in Japan is resistant
202 to pyrethroid (27). Cueto et al (2008) reported resistance to permethrin in embryos and lice eggs in
203 Argentina (43). In the study of Kristensen et al (2006) in Denmark, the study of head lice showed that the
204 genetic mutation of alleles T929I and L932 was present in them and caused resistance to permethrin and
205 Malathion (44). Yoon et al (2004) observed resistance to permethrin and Malathion in head lice in
206 California and Florida (45). Gao et al (2003) reported resistance to permethrin caused by T929I and L932F
207 alleles in California, Texas, and Florida (33). Lee et al (2000) reported resistance to permethrin and
208 Malathion in England (46). Durand et al (2014) in France, considering the high rate of head lice genotypic
209 resistance against pyrethroid insecticides, did not find its use effective for the treatment of head lice and
210 recommended the use of alternative treatment methods (34). Lebwahl et al. (2007) who investigated the
211 treatment of Pediculosis, considering the 12-day period for head lice to mature, it was recommended that
212 to use pediculicides that does not have ovulatory properties (such as Pyrethroids), the treatment should be
213 carried out in 2 or 3 the period and treatment with pediculicide against which there is genetic resistance is
214 ineffective (47).

215 The survival of head lice after the use of insecticides can have various reasons, including the patient's non-
216 adherence to the treatment protocol and incorrect treatment (low dose or incorrect use), lack of egg-laying
217 properties, re-infection, and resistance against treatment. Excessive pressure in the field of widespread
218 and incomplete use of insecticides to control lice is the main cause of increasing resistance to treatment in
219 human head lice. Resistance to insecticides leads to an increase in the prevalence and chronicity of
220 infection in people, followed by an increase in treatment costs, the ineffectiveness of insecticides, the use
221 of additional treatments, and an increase in possible toxicity and discomfort for infested people (48). Based

222 on this, choosing the right insecticide and the correct prescription and treatment is essential in controlling
223 the spread of human head lice and reducing the prevalence of resistance to treatment.

224 Different methods are used to determine the proportion of resistance to treatment in lice, which include:

225 1- Diagnosis of clinical resistance, in the form of the proportion of surviving lice 1 day after the use of
226 insecticide, 2- Diagnosis of parasitic resistance, in the form of evaluation of the resistance proportion of
227 lice outside the human body to pediculicide compounds and 3- diagnosis of genetic resistance, evaluation
228 in the form of evaluation of polymorphism in genes related to resistance in lice. The findings of the present
229 study showed that the prevalence of resistance using genetic diagnostic methods was higher than the
230 prevalence using the proportion of dead lice after using insecticides. One of the reasons for its decrease
231 can be pointed to incorrect treatment such as low dose of insecticide or incorrect use of medicine and lack
232 of ovulatory properties. For genetic diagnosis, Karakuş et al. (2020) use the polymerase chain reaction
233 (PCR) method to screen the mutation of resistant alleles in lice, which requires small amounts of DNA for
234 analysis and is easy to perform in a laboratory environment recommended (14, 18, 39). Lee et al
235 recommended the Quantitative Sequencing (QS) method for screening the mutation of treatment-resistant
236 alleles in head lice due to its speed, accuracy, simplicity, and widespread use (49). Kim et al in Argentina
237 recommended the use of serial invasive signal amplification reaction (SISAR) protocol for screening and
238 diagnosis of treatment resistance (21). In general, although genetic methods are more accurate for
239 diagnosing resistance to treatment, clinical methods are also a suitable option due to their availability, ease
240 and cheapness.

241 **Limitations**

242 The limitations of the present study include 1- the uncertainty of the type of insecticide used in some
243 studies, 2- conducting studies in different years and different countries, which may have different
244 treatment approaches. 3- The existence of heterogeneity between studies.

245 **Conclusion**

246 The findings of the present study showed that more than half of human head lice are resistant to treatment
247 with pyrethroid insecticides. Based on this, widespread use without specific treatment resistance in
248 infected areas is ineffective. Based on this, it is recommended that before using this treatment method to
249 treat human head lice infestation, the prevalence of resistance to treatment in that area should be
250 investigated and if the prevalence of resistance is high, alternative or combined treatment methods should
251 be used.

252

253 **Declaration**

254

255 **Ethics approval and consent to participate**

256 Not applicable.

257

258 **Availability of data and materials**

259 All the data obtained from this study are included in the text of the article.

260

261 **Competing interests**

262 The authors declare no competing interests.

263

264 **Funding**

265 This research received no specific grant from any funding agency in the public, commercial, or not-for-
266 profit sectors.

267

268 **Authors' contributions.**

269 EA determined the title, wrote and registered the protocol, and submitted the article. EA and SM
270 extracted the files from the databases. ZY, SH, and RN, screening, and selection of final articles. GM
271 and Abbasi, data extraction. SD wrote the article. All authors read and approved the final manuscript.

272

273 **Acknowledgements**

274 We are grateful to Dr. Abbas Keshtkar, a member of the academic staff of Tehran University of Medical
275 Sciences, for his statistical and practical advice.

276

277

278

279 **References**

280 1. Rukke BA, Birkemoe T, Soleng A, Lindstedt HH, Ottesen P. Head lice prevalence among
281 households in Norway: importance of spatial variables and individual and household characteristics.
282 *Parasitology*. 2011;138(10):1296-304.

- 283 2. Rukke BA, Birkemoe T, Soleng A, Lindstedt HH, Ottesen P. Head lice in Norwegian households:
284 actions taken, costs and knowledge. *PLoS One*. 2012;7(2):e32686.
- 285 3. Ismail MT, Kabakibi MM, Al-Kafri A. Epidemiology of pediculosis capitis among schoolchildren
286 in Damascus, Syria. *Indian Journal of Paediatric Dermatology*. 2018;19(4):331.
- 287 4. Bartosik K, Buczek A, Zajac Z, Kulisz J. Head pediculosis in schoolchildren in the eastern region
288 of the European Union. *Annals of Agricultural and Environmental Medicine*. 2015;22(4).
- 289 5. Eremeeva ME, Warang SS, Anderson ML, Capps D, Zohdy S, Durden LA. Molecular survey for
290 pathogens and markers of permethrin resistance in human head lice (Phthiraptera: Pediculidae) from
291 Madagascar. *Journal of Parasitology*. 2019;105(3):459-68.
- 292 6. Mendes GG, Borges-Moroni R, Moroni FT, Mendes J. Head lice in school children in Uberlândia,
293 Minas Gerais State, Brazil. *Revista de Patologia Tropical/Journal of Tropical Pathology*. 2017;46(2):200-
294 8.
- 295 7. Rukke BA, Soleng A, Lindstedt HH, Ottesen P, Birkemoe T. Socioeconomic status, family
296 background and other key factors influence the management of head lice in Norway. *Parasitology*
297 *research*. 2014;113(5):1847-61.
- 298 8. Jahnke C, Bauer E, Feldmeier H. Pediculosis capita in childhood: epidemiological and socio-
299 medical results from screening of school beginners. *Gesundheitswesen (Bundesverband der Ärzte des*
300 *Offentlichen Gesundheitsdienstes (Germany))*. 2008;70(11):667-73.
- 301 9. Verma P, Namdeo C. Treatment of pediculosis capitis. *Indian journal of dermatology*.
302 2015;60(3):238.

- 303 10. Feldmeier H. Treatment of pediculosis capitis: a critical appraisal of the current literature.
304 American journal of clinical dermatology. 2014;15(5):401-12.
- 305 11. Burgess IF, Brunton ER, Burgess NA. Single application of 4% dimeticone liquid gel versus two
306 applications of 1% permethrin creme rinse for treatment of head louse infestation: a randomised controlled
307 trial. BMC dermatology. 2013;13(1):1-7.
- 308 12. Dong K, Du Y, Rinkevich F, Nomura Y, Xu P, Wang L, et al. Molecular biology of insect sodium
309 channels and pyrethroid resistance. Insect biochemistry and molecular biology. 2014;50:1-17.
- 310 13. Rinkevich FD, Du Y, Dong K. Diversity and convergence of sodium channel mutations involved
311 in resistance to pyrethroids. Pesticide biochemistry and physiology. 2013;106(3):93-100.
- 312 14. Eremeeva ME, Capps D, Winful EB, Warang SS, Braswell SE, Tokarevich NK, et al. Molecular
313 markers of pesticide resistance and pathogens in human head lice (Phthiraptera: Pediculidae) from rural
314 Georgia, USA. Journal of medical entomology. 2017;54(4):1067-72.
- 315 15. Willems S, Lapeere H, Haedens N, Pasteels I, Naeyaert J-M, De Maeseneer J. The importance of
316 socio-economic status and individual characteristics on the prevalence of head lice in schoolchildren.
317 European Journal of Dermatology. 2005;15(5):387-92.
- 318 16. Rivero A, Vezilier J, Weill M, Read AF, Gandon S. Insecticide control of vector-borne diseases:
319 when is insecticide resistance a problem? PLoS pathogens. 2010;6(8):e1001000.
- 320 17. Clark JM. Permethrin resistance due to knockdown gene mutations is prevalent in human head
321 louse populations. The Open Dermatology Journal. 2010;4(1).

- 322 18. Fox K, Larkin K, Sanchez A. Global trends in genetic markers of pediculus humanus capitis
323 resistance mechanisms. *Current Tropical Medicine Reports*. 2020;7:65-73.
- 324 19. Firooziyani S, Sadaghianifar A, Taghilou B, Galavani H, Ghaffari E, Gholizadeh S. Identification
325 of novel voltage-gated sodium channel mutations in human head and body lice (Phthiraptera: Pediculidae).
326 *Journal of medical entomology*. 2017;54(5):1337-43.
- 327 20. Rinkevich FD, Hedtke SM, Leichter CA, Harris SA, Su C, Brady SG, et al. Multiple origins of
328 kdr-type resistance in the house fly, *Musca domestica*. *PloS one*. 2012;7(12):e52761.
- 329 21. Kim HJ, Symington SB, Lee SH, Clark JM. Serial invasive signal amplification reaction for
330 genotyping permethrin-resistant (kdr-like) human head lice, *Pediculus capitis*. *Pesticide Biochemistry and*
331 *physiology*. 2004;80(3):173-82.
- 332 22. Moher D, Shamseer L, Clarke M, Ghersi D, Liberati A, Petticrew M, et al. Preferred reporting
333 items for systematic review and meta-analysis protocols (PRISMA-P) 2015 statement. *Systematic*
334 *reviews*. 2015;4(1):1-9.
- 335 23. Von Elm E, Altman DG, Egger M, Pocock SJ, Gøtzsche PC, Vandenbroucke JP, et al. The
336 Strengthening the Reporting of Observational Studies in Epidemiology (STROBE) Statement: guidelines
337 for reporting observational studies. *International journal of surgery*. 2014;12(12):1495-9.
- 338 24. Bazzyar J, Safarpour H, Daliri S, Karimi A, Keykaleh MS, Bazzyar M. The prevalence of sexual
339 violence during pregnancy in Iran and the world: a systematic review and meta-analysis. *Journal of Injury*
340 *and Violence Research*. 2018;10(2):63.
- 341 25. Mumcuoglu KY, Miller J. The efficacy of pediculicides in Israel. *Isr J Med Sci*. 1991;27:562-5.

- 342 26. Thomas DR, McCarroll L, Roberts R, Karunaratne P, Roberts C, Casey D, et al. Surveillance of
343 insecticide resistance in head lice using biochemical and molecular methods. *Archives of Disease in*
344 *Childhood*. 2006;91(9):777-8.
- 345 27. Kasai S, Ishii N, Natsuaki M, Fukutomi H, Komagata O, Kobayashi M, et al. Prevalence of kdr-
346 like mutations associated with pyrethroid resistance in human head louse populations in Japan. *Journal of*
347 *Medical Entomology*. 2009;46(1):77-82.
- 348 28. Yoon KS, Gao J-R, Lee SH, Clark JM, Brown L, Taplin D. Permethrin-resistant human head lice,
349 *Pediculus capitis*, and their treatment. *Archives of Dermatology*. 2003;139(8):994-1000.
- 350 29. Bouvresse S, Berdjane Z, Durand R, Bouscaillou J, Izri A, Chosidow O. Permethrin and malathion
351 resistance in head lice: results of ex vivo and molecular assays. *Journal of the American Academy of*
352 *Dermatology*. 2012;67(6):1143-50.
- 353 30. Kasai S, Ishii N, Natsuaki M, Fukutomi H, Komagata O, Kobayashi M, et al. Monitoring of KDR-
354 mediated pyrethroid resistance in head louse colonies in Japan. ACS Publications; 2009.
- 355 31. Yoon KS, Previte DJ, Hodgdon HE, Poole BC, Ho Kwon D, Abo El-Ghar GE, et al. Knockdown
356 resistance allele frequencies in North American head louse (*Anoplura: Pediculidae*) populations. *Journal*
357 *of Medical Entomology*. 2014;51(2):450-7.
- 358 32. Audino PG, Barrios S, Vassena C, Cueto GM, Zerba E, Picollo MI. Increased monooxygenase
359 activity associated with resistance to permethrin in *Pediculus humanus capitis* (*Anoplura: Pediculidae*)
360 from Argentina. *Journal of medical entomology*. 2005;42(3):342-5.

- 361 33. Gao J-R, Yoon KS, Lee SH, Takano-Lee M, Edman JD, Meinking TL, et al. Increased frequency
362 of the T929I and L932F mutations associated with knockdown resistance in permethrin-resistant
363 populations of the human head louse, *Pediculus capitis*, from California, Florida, and Texas. *Pesticide*
364 *Biochemistry and Physiology*. 2003;77(3):115-24.
- 365 34. Durand R, Bouvresse S, Andriantsoanirina V, Berdjane Z, Chosidow O, Izri A. High frequency of
366 mutations associated with head lice pyrethroid resistance in schoolchildren from Bobigny, France. *Journal*
367 *of medical entomology*. 2014;48(1):73-5.
- 368 35. Toloza AC, Ascunce MS, Reed D, Picollo MI. Geographical distribution of pyrethroid resistance
369 allele frequency in head lice (Phthiraptera: Pediculidae) from Argentina. *Journal of Medical Entomology*.
370 2014;51(1):139-44.
- 371 36. Roca-Acevedo G, del Solar Kupfer CP, Dressel Roa P, Toloza AC. First determination of
372 pyrethroid knockdown resistance alleles in human head lice (Phthiraptera: Pediculidae) from Chile.
373 *Journal of Medical Entomology*. 2019;56(6):1698-703.
- 374 37. Ponce-Garcia G, Villanueva-Segura K, Trujillo-Rodriguez G, Rodriguez-Sanchez IP, Lopez-
375 Monroy B, Flores AE. First detection of the Kdr mutation T929I in head lice (Phthiraptera: Pediculidae)
376 in schoolchildren of the metropolitan area of Nuevo Leon and Yucatan, Mexico. *Journal of medical*
377 *entomology*. 2017;54(4):1025-30.
- 378 38. Gellatly KJ, Krim S, Palenchar DJ, Shepherd K, Yoon KS, Rhodes CJ, et al. Expansion of the
379 knockdown resistance frequency map for human head lice (Phthiraptera: Pediculidae) in the United States
380 using quantitative sequencing. *Journal of Medical Entomology*. 2016;53(3):653-9.

- 381 39. Karakuş M, Atıcı T, Karabela ŞN, Baylan O, Limoncu ME, Balcıoğlu İC. Detection of permethrin
382 resistance and phylogenetic clustering of turkish head lice (*Pediculus humanus capitis*; De Geer, 1767
383 populations. *Acta tropica*. 2020;204:105362.
- 384 40. Chosidow O, Brue C, Chastang C, Bouvet E, Izri M, Rousset J, et al. Controlled study of malathion
385 and d-phenothrin lotions for *Pediculus humanus var capitis*-infested schoolchildren. *The lancet*.
386 1994;344(8939-8940):1724-7.
- 387 41. Larkin K, Rodriguez CA, Jamani S, Fronza G, Roca-Acevedo G, Sanchez A, et al. First evidence
388 of the mutations associated with pyrethroid resistance in head lice (Phthiraptera: Pediculidae) from
389 Honduras. *Parasites & vectors*. 2020;13(1):1-7.
- 390 42. Brownell N, Sunantaraporn S, Phadungsaksawasdi K, Seatamanoch N, Kongdachalert S, Phumee
391 A, et al. Presence of the knockdown resistance (kdr) mutations in the head lice (*Pediculus humanus capitis*)
392 collected from primary school children of Thailand. *PLOS Neglected Tropical Diseases*.
393 2020;14(12):e0008955.
- 394 43. Cueto GM, Zerba EN, Picollo MI. Evidence of pyrethroid resistance in eggs of *Pediculus humanus*
395 *capitis* (Phthiraptera: Pediculidae) from Argentina. *Journal of medical entomology*. 2008;45(4):693-7.
- 396 44. Kristensen M, Knorr M, Rasmussen A-M, Jespersen JB. Survey of permethrin and malathion
397 resistance in human head lice populations from Denmark. *Journal of Medical Entomology*.
398 2006;43(3):533-8.
- 399 45. Yoon KS, Gao J-R, Lee SH, Coles GC, Meinking TL, Taplin D, et al. Resistance and cross-
400 resistance to insecticides in human head lice from Florida and California. *Pesticide biochemistry and*
401 *physiology*. 2004;80(3):192-201.

- 402 46. Lee SH, Yoon K-S, Williamson MS, Goodson SJ, Takano-Lee M, Edman JD, et al. Molecular
403 analysis of kdr-like resistance in permethrin-resistant strains of head lice, *Pediculus capitis*. *Pesticide*
404 *Biochemistry and Physiology*. 2000;66(2):130-43.
- 405 47. Lebwohl M, Clark L, Levitt J. Therapy for head lice based on life cycle, resistance, and safety
406 considerations. *Pediatrics*. 2007;119(5):965-74.
- 407 48. Durand R, Bouvresse S, Berdjane Z, Izri A, Chosidow O, Clark J. Insecticide resistance in head
408 lice: clinical, parasitological and genetic aspects. *Clinical Microbiology and Infection*. 2012;18(4):338-
409 44.
- 410 49. Lee SH, Clark JM, Ahn YJ, Lee W-J, Yoon KS, Kwon DH, et al. Molecular mechanisms and
411 monitoring of permethrin resistance in human head lice. *Pesticide biochemistry and physiology*.
412 2010;97(2):109-14.

413

414

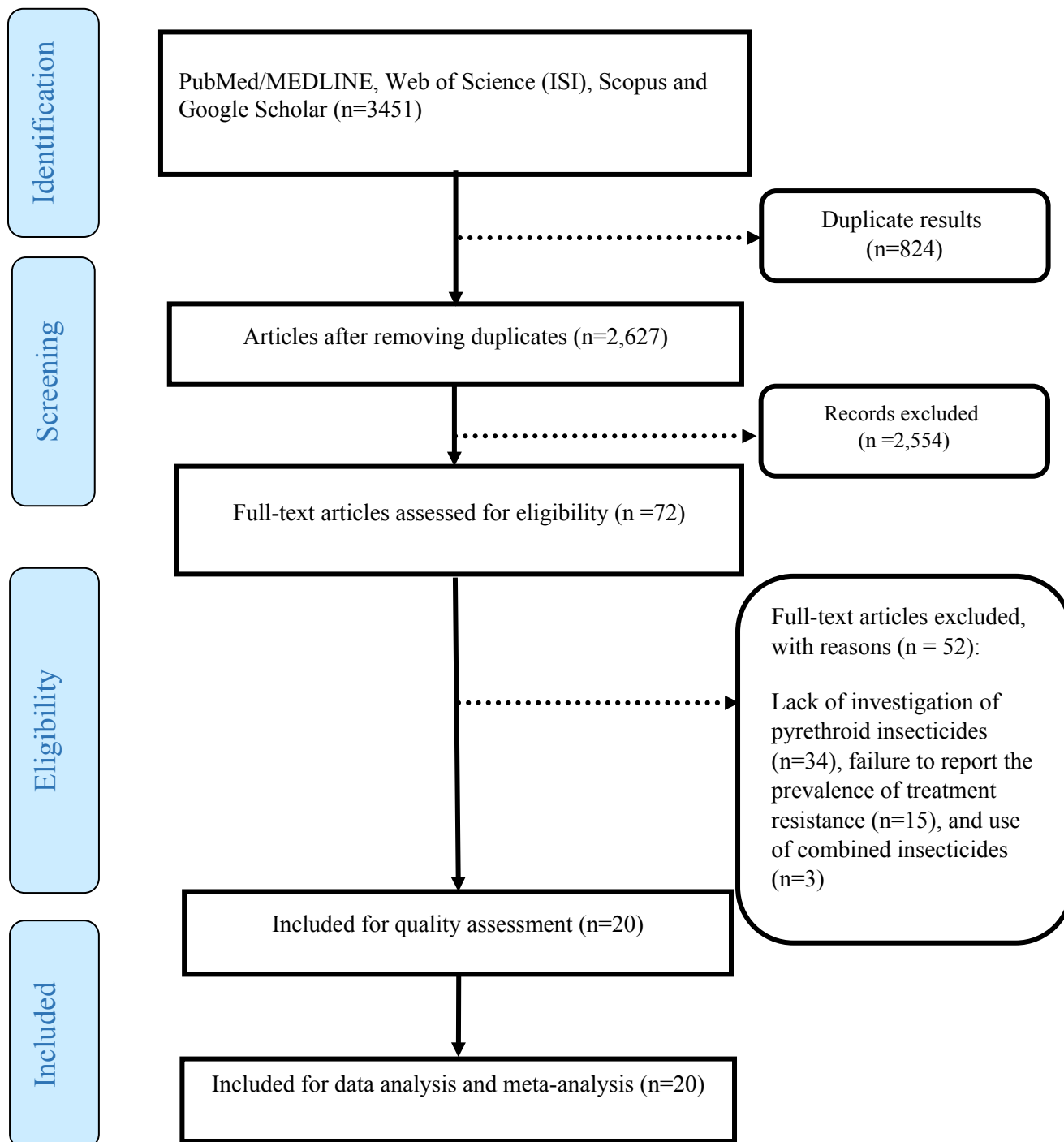
415

416

417

418 **Figure legend**

419
420
421
422
423
424
425
426
427
428
429
430
431
432
433
434
435



436

437

438

439

440

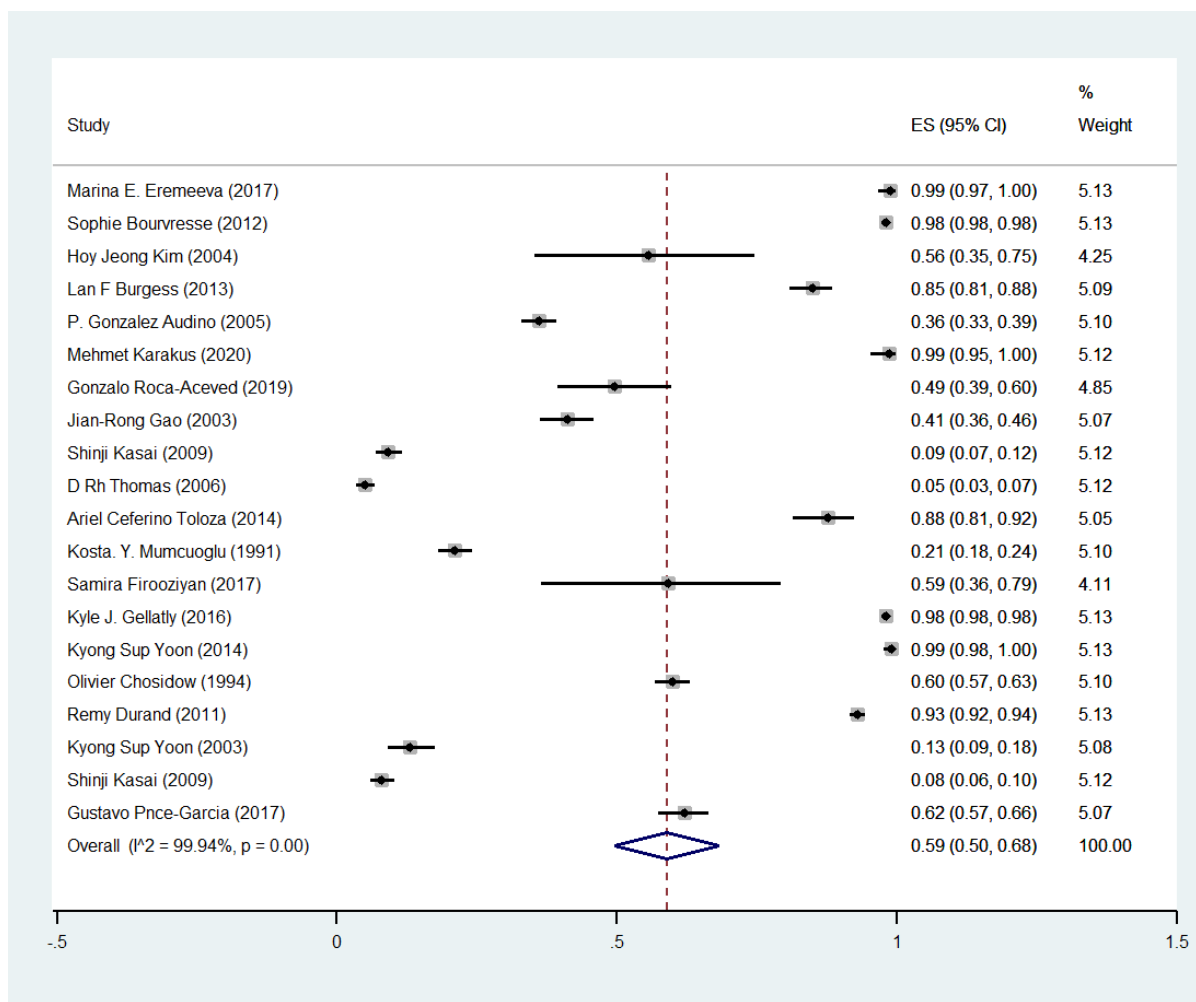
441

442

Figure 1. The PRISMA flow diagram

443

444



445

446

447 **Figure 2:** Pooled prevalence rate of Resistance to the treatment of human head lice against pyrethroid
 448 insecticides based on random effects model. The midpoint of each line segment shows the prevalence
 449 estimate, the length of the line segment indicates the 95% confidence interval in each study, and the
 450 diamond mark illustrates the pooled prevalence of resistance.

451

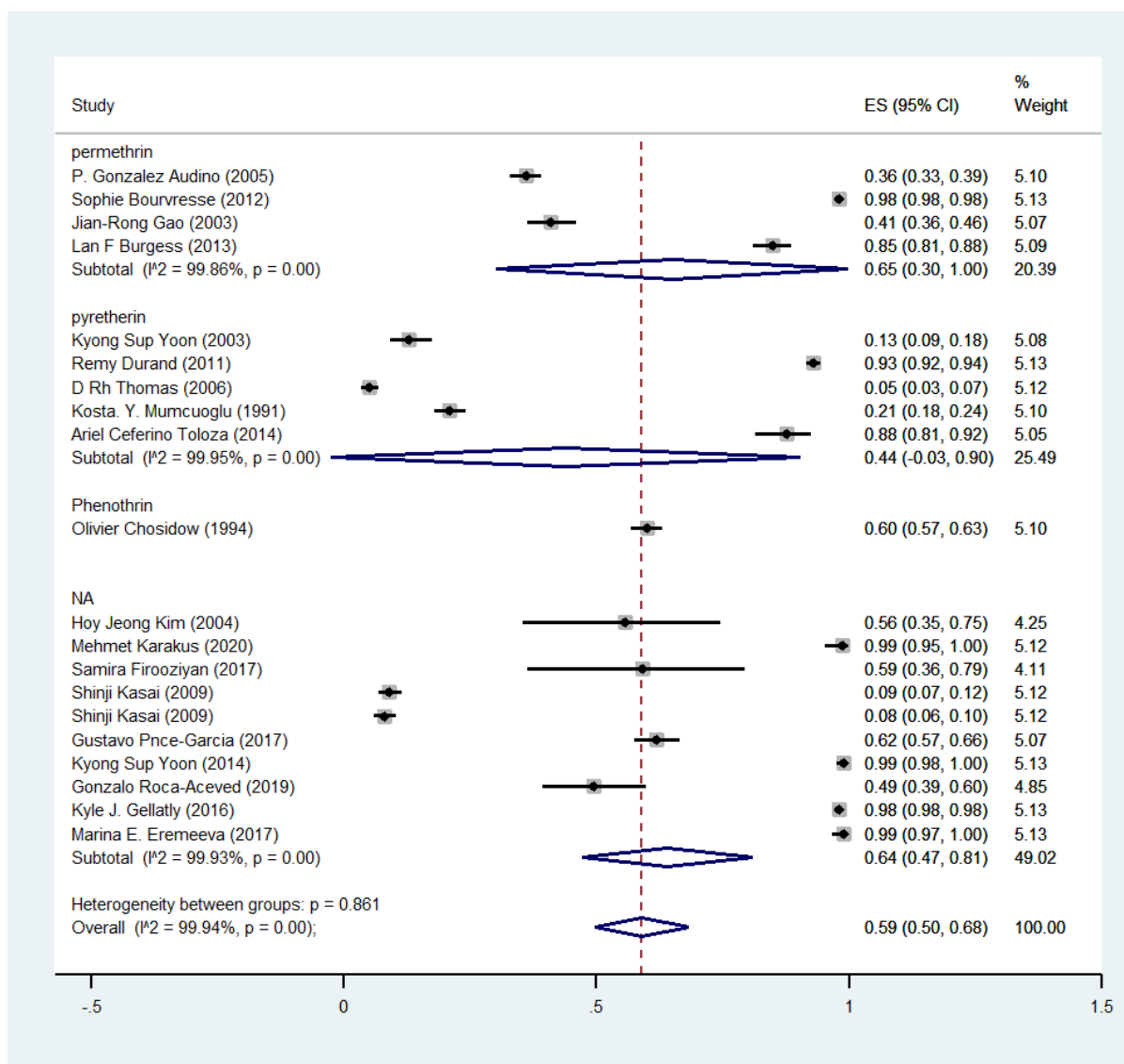
452

453

454

455

456



457

458 **Figure 3:** Pooled prevalence rate of Resistance to treating human head lice based on the type of insecticide
 459 using a random-effects model .

460

461

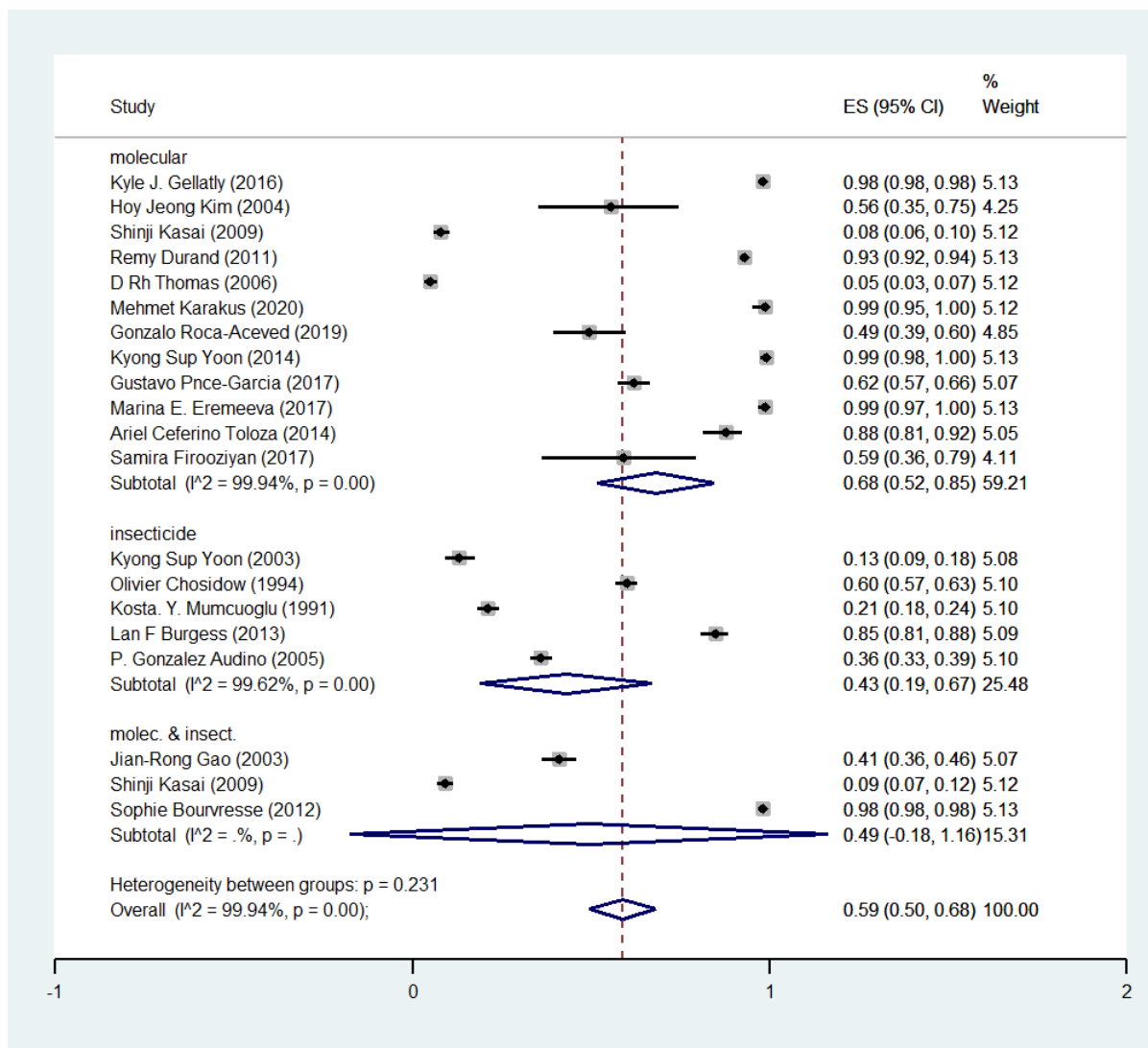
462

463

464

465

466



467

468 **Figure 4:** Pooled prevalence rate of Resistance to treating human head lice based on the Method for
469 diagnosing resistance using a random-effects model.

470

471

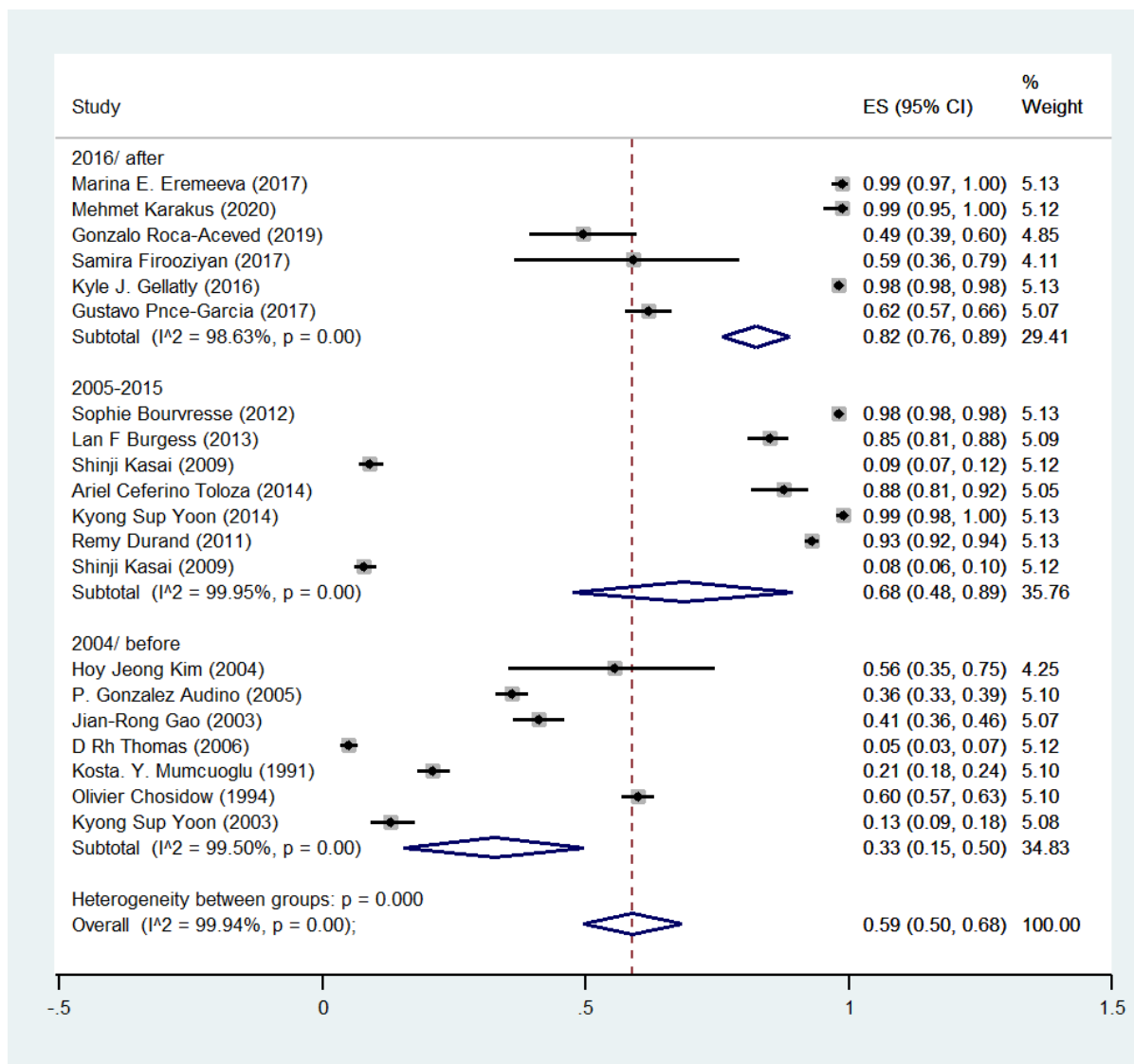
472

473

474

475

476



477

478 **Figure 5:** Pooled prevalence rate of resistance to human head lice treatment based on the year of the
 479 study using the random-effects model.

480

481

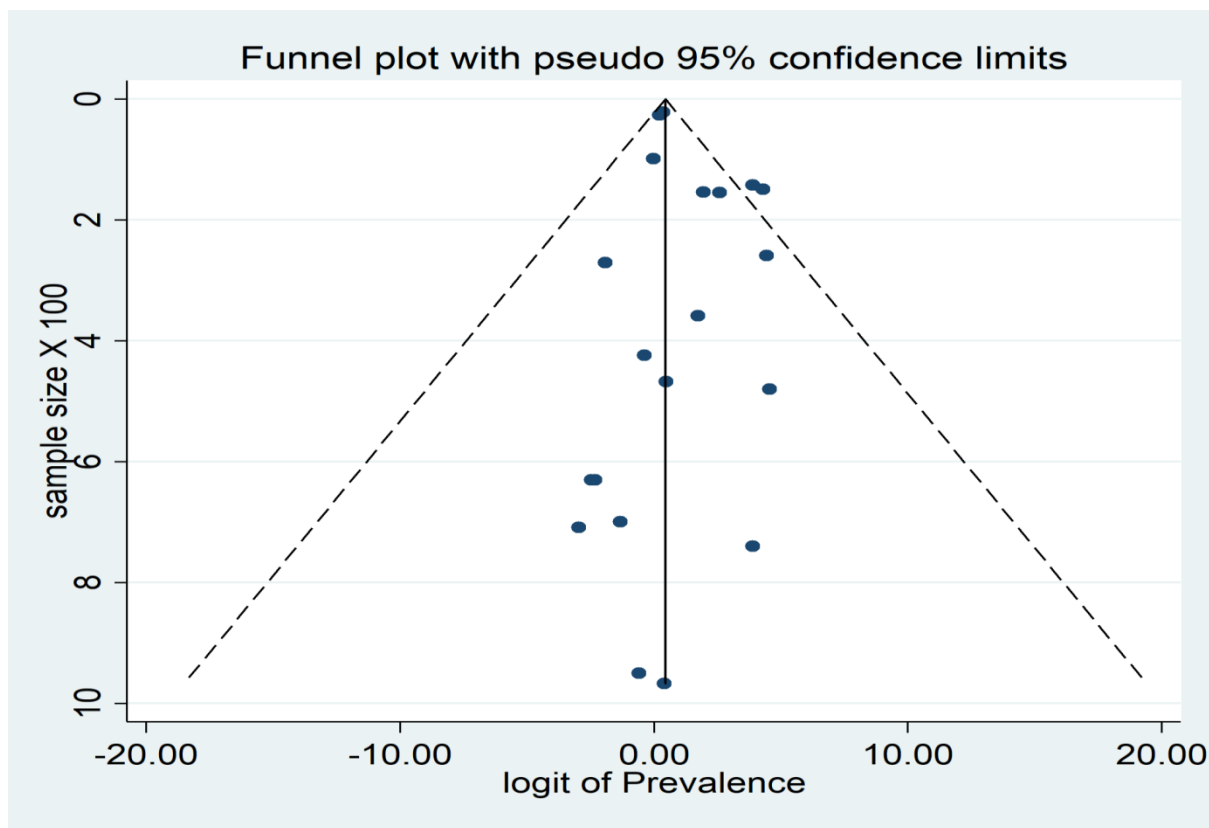
482

483

484

485

486



487

488

Figure 6-Funnel plot of the prevalence of of human head lice resistance

489

490

491

492

493

494

495

496

497

498

499

500

501 **Table legends**

502 **Table 1- characteristic of the articles included in the systematic review**

503

Author	Place of study	Year of study	Sample size	Prevalence Resistance	Quality assessment
Mumcuoglu KY (25)	Israel	1991	50	21.2	Mild
Thomas D (26)	United Kingdom	2006	316	5.4	High
Burgess IF (11)	United Kingdom	2013	47	85.1	Mild
Kim HJ (21)	USA	2004	27	56	Mild
Kasai SH (27)	Japan	2009	630	9	High
Yoon KS (28)	Netherlands and United States	2014	33	99	High
Bouvrresse S (29)	France	2012	670	98	High

Kasai SH (30)	Japan	2009	282	9	Mild
Eremeeva ME (14)	USA	2017	259	99	High
Yoon KS (31)	North American	2014	480	99	High
Audino G (32)	Argentina	2005	240	36	Mild
Gao JR (33)	USA	2003	339	41	High
Firoozian S (19)	Iran	2017	2765	59	High
Durand R (34)	France	2011	1551	93	High
Tolozza AC (35)	Argentina	2014	154	88	High
Roca-Acevedo G (36)	Chile	2019	99	49	Mild
Ponce-Garcia G (37)	Mexico	2017	468	62	High
Gellatly KJ (38)	USA	2016	14281	98	High
Karakuş M (39)	Turkey	2020	1767	99	High
Chosidow O (40)	New Zealand	1994	193	60	Mild

504

505

506

507

508

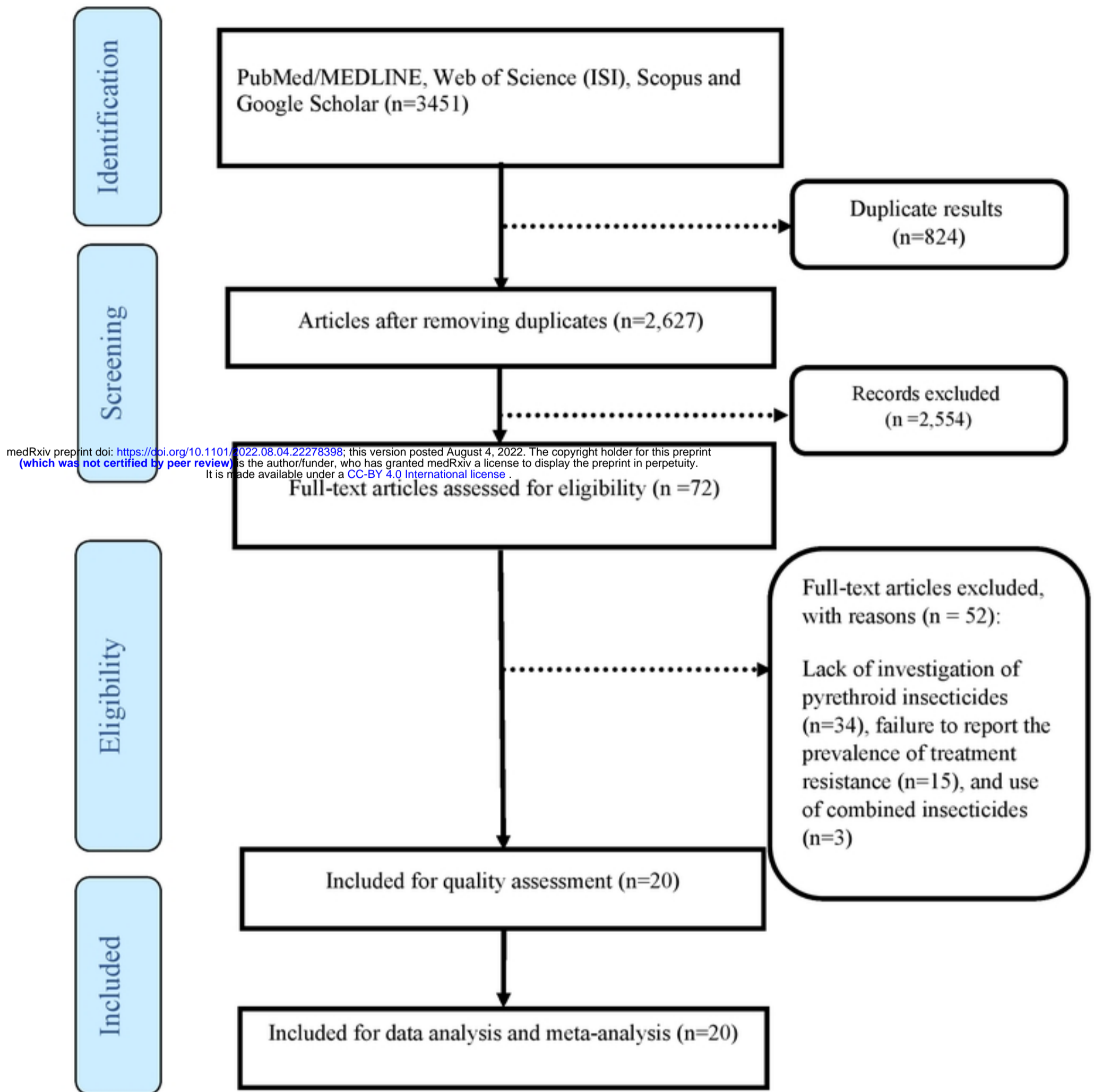


Figure 1. The PRISMA flow diagram

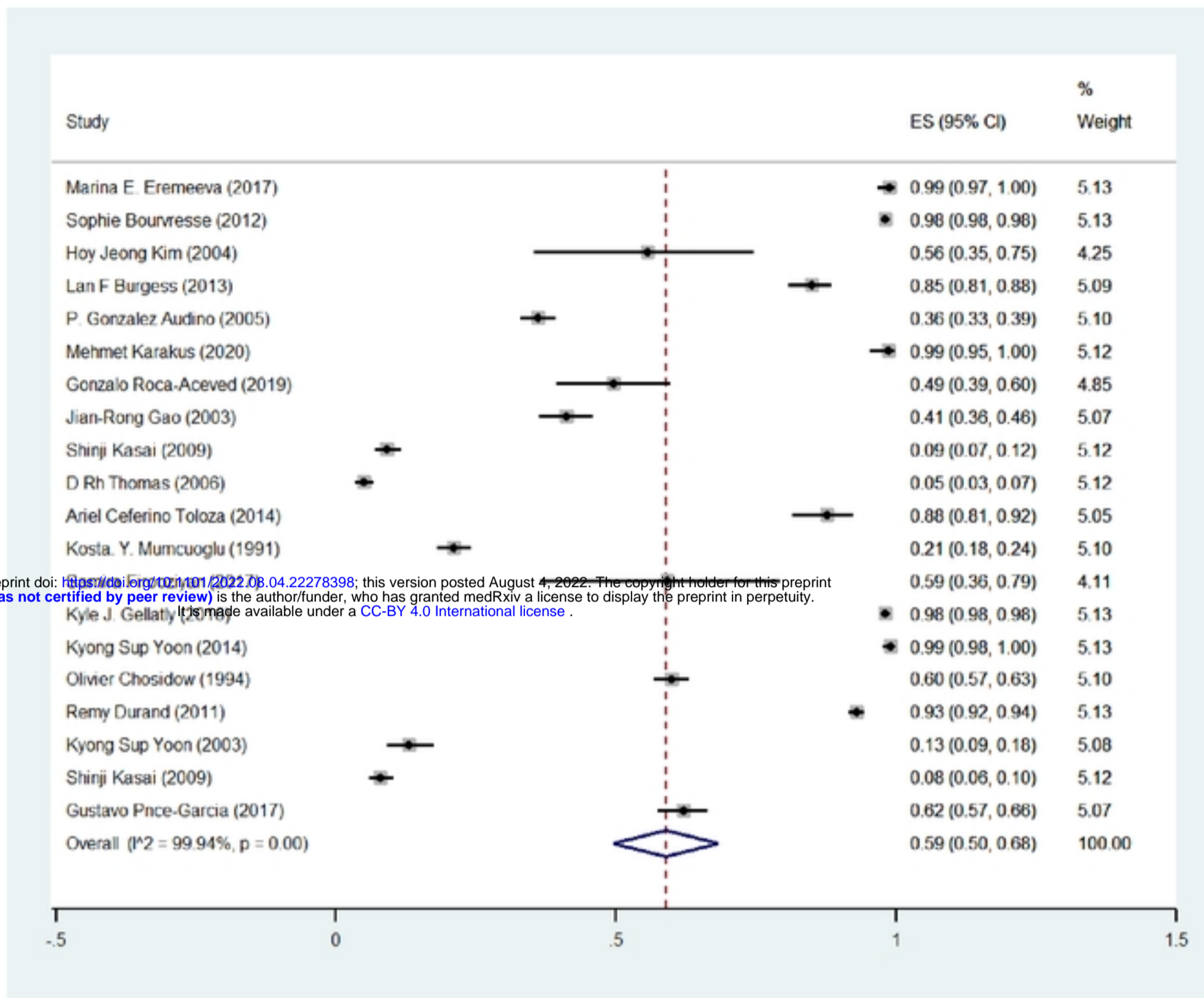
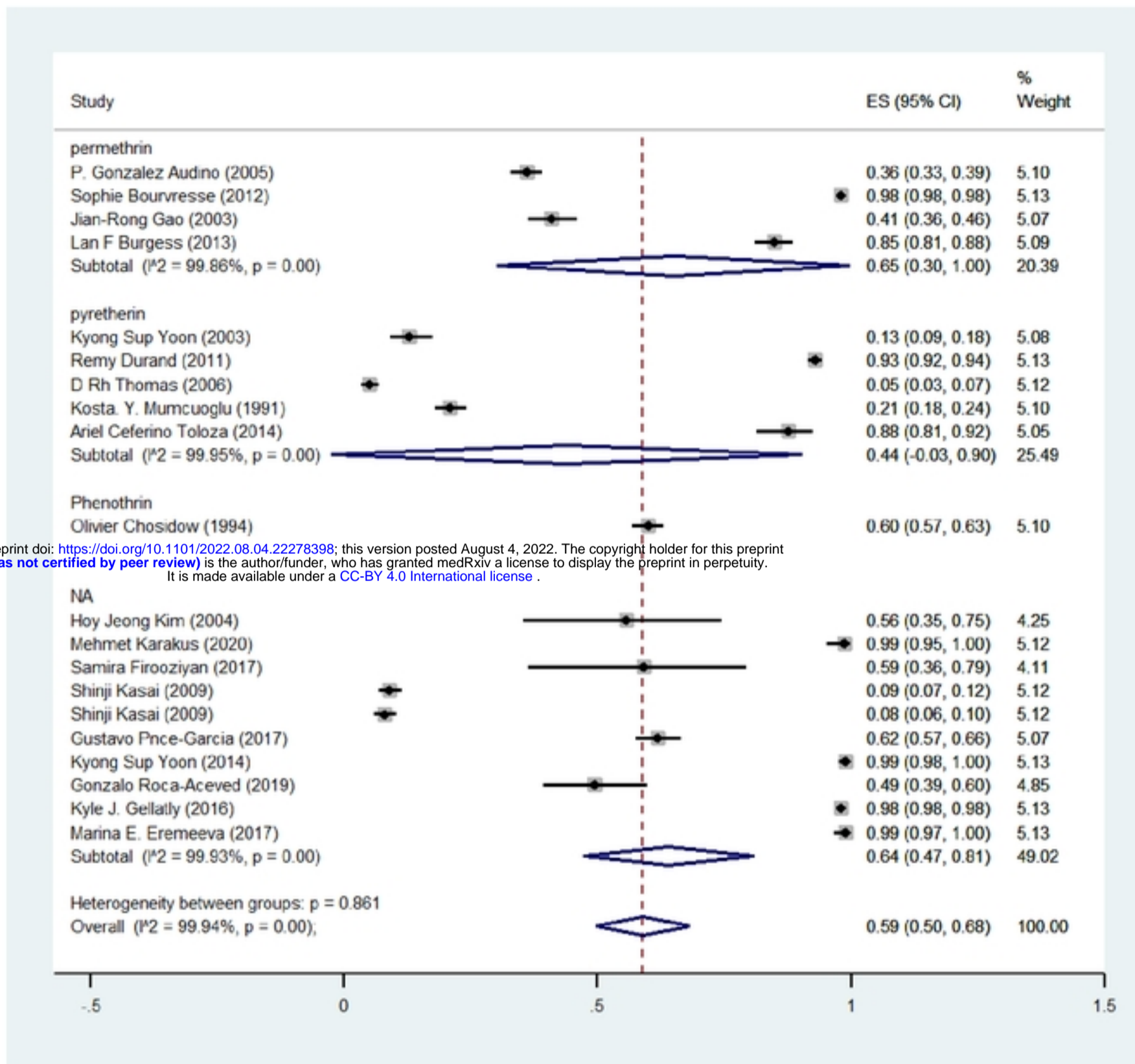


Figure 2: Pooled prevalence rate of Resistance to the treatment of human head lice against pyrethroid insecticides based on random effects model. The midpoint of each line segment shows the prevalence estimate, the length of the line segment indicates the 95% confidence interval in each study, and the diamond mark illustrates the pooled prevalence of resistance.



medRxiv preprint doi: <https://doi.org/10.1101/2022.08.04.22278398>; this version posted August 4, 2022. The copyright holder for this preprint (which was not certified by peer review) is the author/funder, who has granted medRxiv a license to display the preprint in perpetuity. It is made available under a [CC-BY 4.0 International license](https://creativecommons.org/licenses/by/4.0/).

Figure 3: Pooled prevalence rate of Resistance to treating human head lice based on the type of insecticide using a random-effects model .

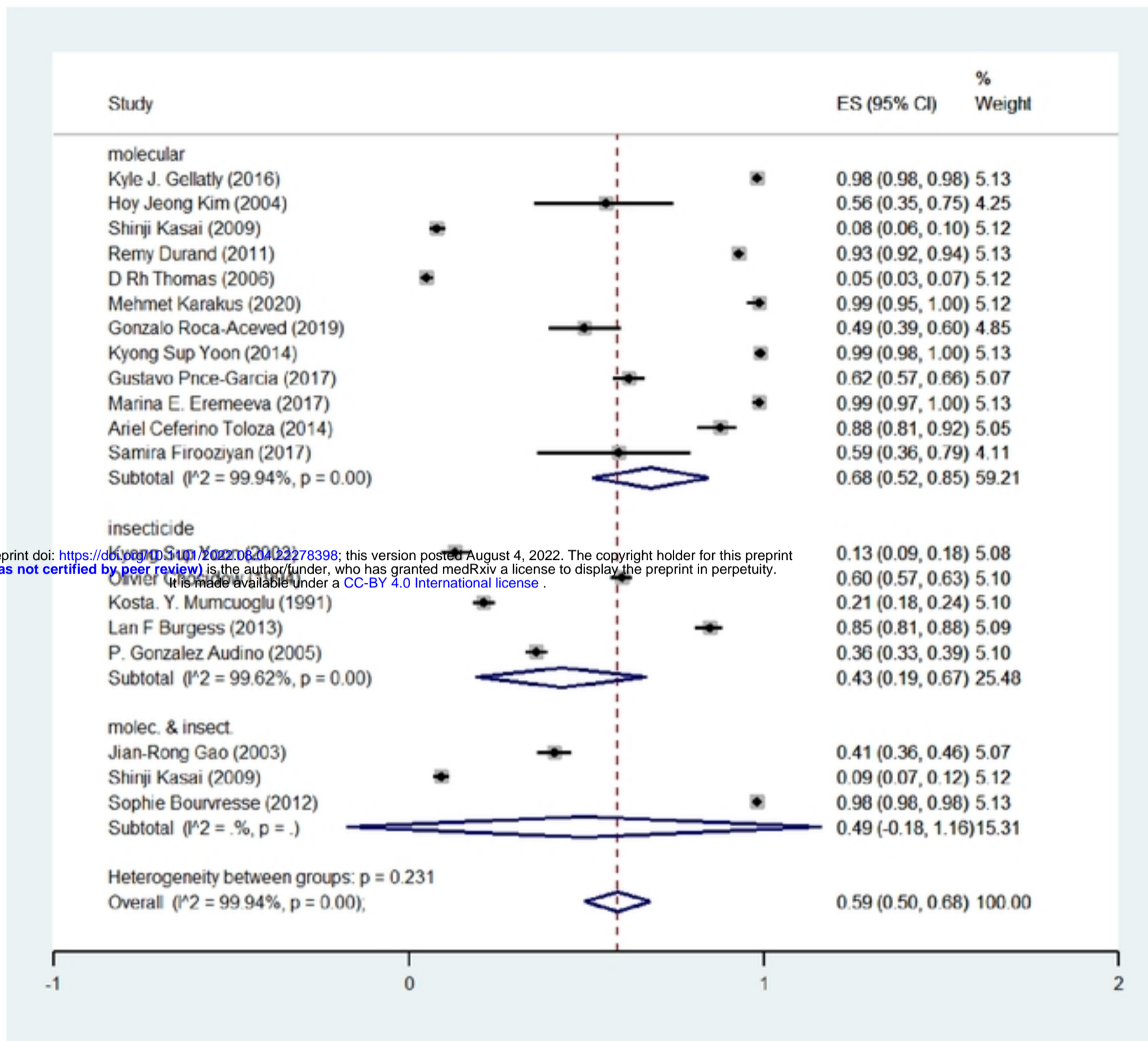


Figure 4: Pooled prevalence rate of Resistance to treating human head lice based on the Method for diagnosing resistance using a random-effects model.

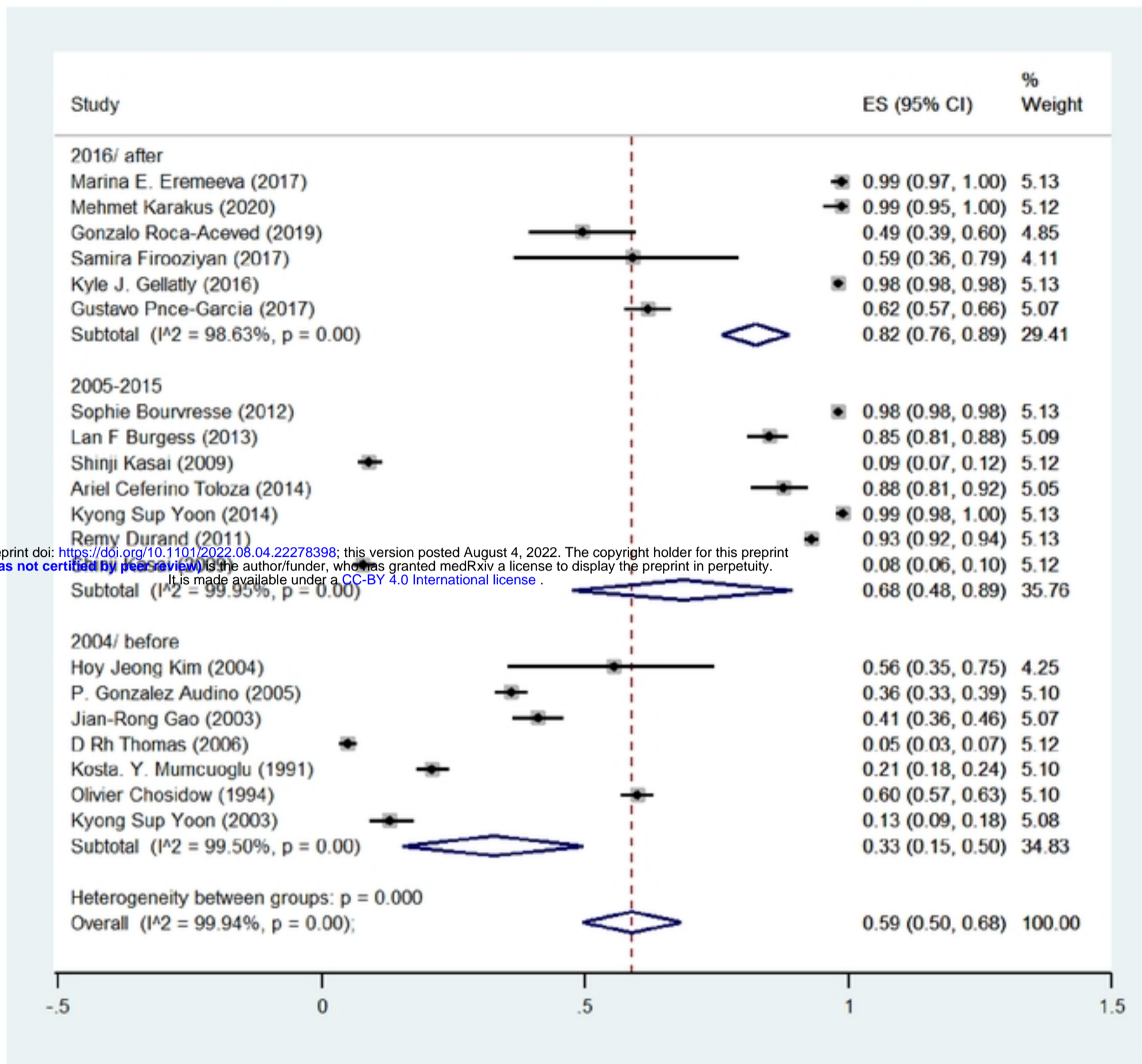


Figure 5: Pooled prevalence rate of resistance to human head lice treatment based on the year of the study using the random-effects model.

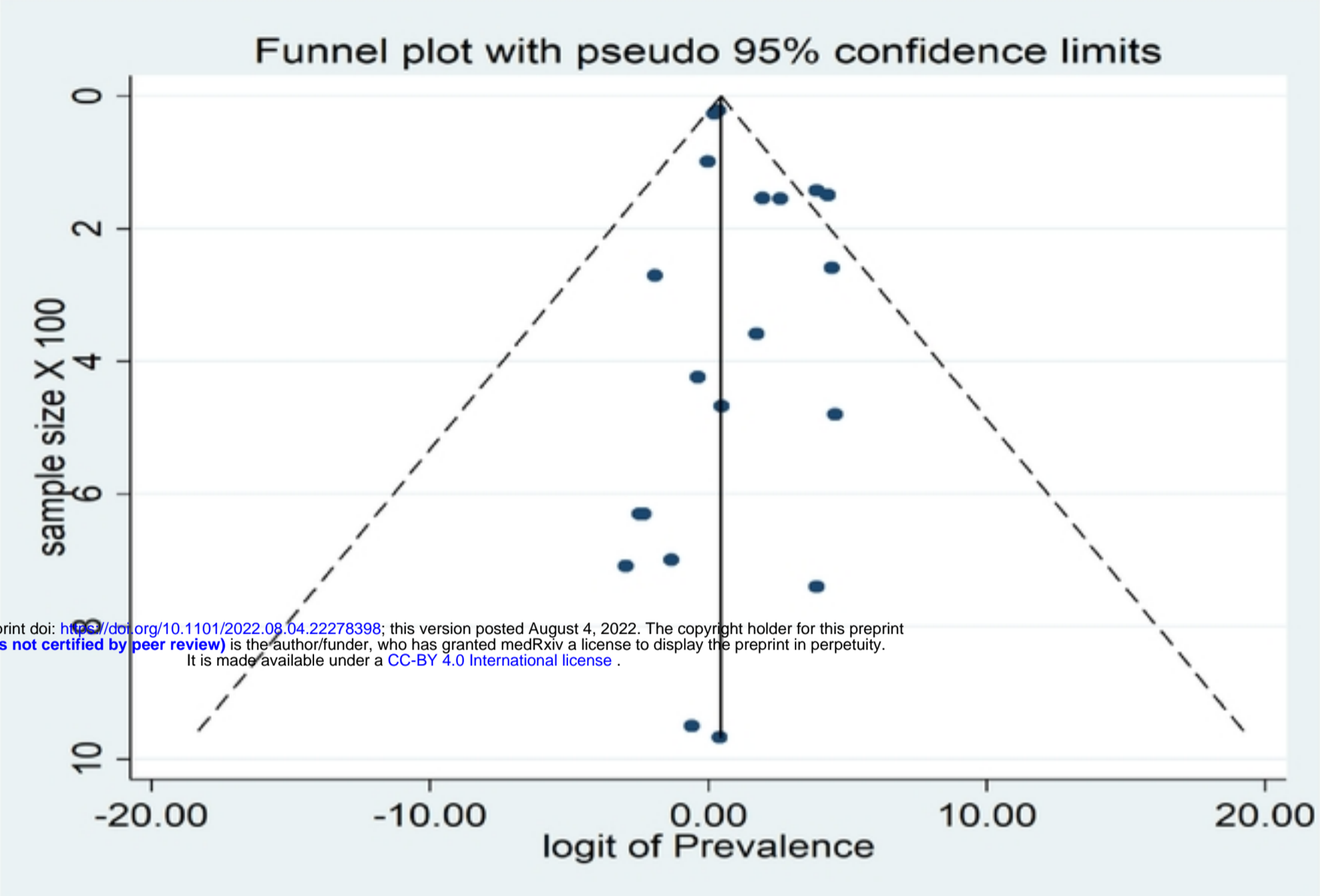


Figure 6-Funnel plot of the prevalence of of human head lice resistance

Table 1- characteristic of the articles included in the systematic review

Author	Place of study	Year of study	Sample size	Prevalence Resistance	Quality assessment
Mumcuoglu KY (25)	Israel	1991	50	21.2	Mild
Thomas D (26)	United Kingdom	2006	316	5.4	High
Burgess IF (11)	United Kingdom	2013	47	85.1	Mild
Kim HJ (21)	USA	2004	27	56	Mild
Kasai SH (27)	Japan	2009	630	9	High
Yoon KS (28)	Netherlands and United States	2014	33	99	High
Bouvesse S (29)	France	2012	670	98	High
Kasai SH (30)	Japan	2009	282	9	Mild
Eremeeva ME (14)	USA	2017	259	99	High
Yoon KS (31)	North American	2014	480	99	High
Audino G (32)	Argentina	2005	240	36	Mild
Gao JR (33)	USA	2003	339	41	High
Firoozian S (19)	Iran	2017	2765	59	High
Durand R (34)	France	2011	1551	93	High
Tolozza AC (35)	Argentina	2014	154	88	High
Roca-Acevedo G (36)	Chile	2019	99	49	Mild
Ponce-Garcia G (37)	Mexico	2017	468	62	High
Gellatly KJ (38)	USA	2016	14281	98	High
Karakuş M (39)	Turkey	2020	1767	99	High
Chosidow O (40)	New Zealand	1994	193	60	Mild

medRxiv preprint doi: <https://doi.org/10.1101/2022.08.04.22278398>; this version posted August 4, 2022. The copyright holder for this preprint (which was not certified by peer review) is the author/funder, who has granted medRxiv a license to display the preprint in perpetuity. It is made available under a [CC-BY 4.0 International license](#).