

# 1 EVALUATION OF THE PERFORMANCE OF THE ROUTINE EPIDEMIOLOGICAL 2 SURVEILLANCE SYSTEM IN THE HEALTH DISTRICT OF TAMBACOUNDA (SENEGAL) 3 IN 2020.

4 **Tidiane Gadiaga**<sup>1,\*</sup>, Mouhamadou Faly Ba<sup>2</sup>, Siré Sagna<sup>1</sup>, Bayal Cissé<sup>1</sup>, Amadou Diallo<sup>1</sup>, Samba Ndiaye<sup>1</sup>, Boly Diop<sup>3</sup>,  
5 Mbouna Ndiaye<sup>4</sup>, Babacar Ndoeye<sup>5</sup>, Mamadou Sarifou Ba<sup>4</sup>, Yoro Sall<sup>3</sup>, Ndeye Mareme Sougou<sup>2</sup>, Jean Augustin Diégane  
6 Tine<sup>2</sup>, Mamadou Makhtar Mbacké Leye<sup>2</sup>

7  
8 <sup>1</sup> Tambacounda Health District, Ministry of Health and Social Action, Senegal

9 <sup>2</sup> Institute of Health and Development (ISED)/ Cheikh Anta Diop University of Dakar

10 <sup>3</sup> Directorate of Prevention, Ministry of Health and Social Action, Senegal

11 <sup>4</sup> Training program in field epidemiology, Senegal

12 <sup>5</sup> CDC, Senegal

13  
14 \* Corresponding author

15 Email: [tidianegadiaga@yahoo.fr](mailto:tidianegadiaga@yahoo.fr)

## 17 **Abstract:**

18 **Introduction:** Epidemiological surveillance (ES) which is a continuous systematic process of data  
19 collection, analysis and interpretation for decision-making is of paramount importance for a good  
20 health system. Thus, to contribute to the improvement of the health system in Senegal, a study of  
21 the functioning of the routine epidemiological surveillance system was conducted in  
22 Tambacounda from S1 to S53 of the year 2020.

23 **Methodology:** A descriptive and analytical cross-sectional study was conducted from 1 to 17 July  
24 2021. Comprehensive recruitment of the district's 44 health care points was carried out. Data  
25 collection was carried out through a questionnaire prepared, pre-tested and administered to the  
26 44 heads of public and non-public health facilities. The analyses were carried out with R software  
27 version 4.0.5.

28 **Results:** Of the 44 health facilities surveyed, 64% were public and 36% were non-public. The  
29 completeness and timeliness of the data were 100% and 97.5%, respectively. Suspected cases of  
30 tuberculosis were the most reported. For the providers surveyed (n=44), only 65.9% had  
31 knowledge of disease under epidemiological surveillance (DUES) and 93.2% managed suspected  
32 cases. On-site data analysis is only performed by 20.5% of providers. Only 38.6% of the service

NOTE: This preprint reports new research that has not been certified by peer review and should not be used to guide clinical practice.

33 delivery point (SDP) had a health area card and the ES was under the responsibility of 77.3% of  
34 the paramedics. The training of ES officials was effective for only 45.5% of them. Despite the  
35 availability of dry tubes (69.8%), only 29.5% of PSD had COVID sampling equipment. The  
36 contribution of local authorities and technical and financial partners (TFP) to the SE was 22.7%  
37 and 29.5% respectively.

38 There was a statistically significant link between public SDP with knowledge of DUES ( $p < 0.001$ ),  
39 display of case definitions ( $p < 0.001$ ), feedback of reported cases, knowledge of indicators ( $p$   
40  $< 0.001$ ), existence of a health area map ( $p < 0.001$ ), advocacy with authorities ( $p = 0.003$ ), staff  
41 training ( $p = 0.002$ ), availability of DUES vaccines ( $p < 0.001$ ), availability of notification form ( $p$   
42  $< 0.001$ ) and partner contribution to ES activities.

43 **Conclusion:** Staff training, regular monitoring of ES activities with greater involvement of non-  
44 public structures, and the availability of inputs applied to the six pillars of the health system, are  
45 essential elements on which action must be taken. for an efficient ES system in the Tambacounda  
46 health district for the benefit of the country's health system.

47

48 **Keywords:** Health system, Epidemiological surveillance, Tambacounda, Senegal

49

50

51

52

53

54

55

56

57

58

59

60

61

62

63

## 64 **Introduction**

65 Epidemiological surveillance (ES) is a "continuous, systematic process of collecting, analyzing and  
66 interpreting data on specific health events, important for the planning, implementation and  
67 evaluation of public health practices, closely associated with their fair dissemination to those who  
68 need to be informed" [1]. It monitors the health system, which was defined by the World Health  
69 Organization (WHO) in its 2000 World Health Report, as the totality of organizations, institutions  
70 and resources devoted to the production of health interventions whose main objective is to  
71 improve, restore and preserve health [2]. This health system is based on six pillars: (i) health care  
72 service delivery, (ii) information - monitoring and evaluation - operational research, (iii)  
73 governance - leadership, (iv) human resources, (v) drug products - technology - vaccines and (vi)  
74 health financing [3,4]. In Senegal, the health system is pyramidal with three levels: (i) an  
75 operational level, the base of the pyramid consisting of health boxes, health posts, health centers  
76 and health districts, (ii) an intermediate level made by regional hospitals and the 14 medical  
77 regions, (iii) a central level, top of the pyramid with national hospitals, the various divisions and  
78 directorates of the Ministry of Health and Social Action [5]. At all levels of the health pyramid,  
79 routine ES is required and includes communicable diseases which are the most frequent causes of  
80 death and disability in the African region [6]. These priority diseases and events that are under SE  
81 are fifty-two [7] in addition to COVID-19 (integrated in 2020) and pose a significant threat to the  
82 well-being of African communities. In this regard, surveillance data will help guide health workers  
83 in the decisions to be taken for the implementation of appropriate control strategies and will guide  
84 prevention activities [6,8]." Improving the performance of the national health system requires in-  
85 depth and real-time knowledge of information on the occurrence or evolution of phenomena likely  
86 to affect public health [9].

87 However, the analysis of the different pillars that support health systems is not often applied to  
88 epidemiological surveillance. Also, surveillance data for communicable diseases may not be well  
89 recorded, reported and analyzed by different levels of the health system. As a result, opportunities  
90 for corrective action, appropriate public health responses and saving lives are lost.

91 Thus, it seems necessary to us to conduct a study to monitor more closely the functioning of the  
92 epidemiological surveillance system to contribute to the improvement of Senegal's health system

93 (in all its pillars) by strengthening the quality of epidemiological surveillance in the Health District  
94 (HD) OF Tambacounda.  
95 Therefore, it will be specifically a question of measuring the completeness and timeliness of  
96 transmission of ES data, establishing the trend of priority diseases and COVID-19, describing the  
97 studied parameters of ES according to the different pillars of the Health System, analyzing the  
98 studied parameters of the ES system according to the type of health structures and determining  
99 the weak forces, opportunities and threats of the SE system of Tambacounda district in 2020.

100

## 101 **Data and Methods**

### 102     ▪ Study framework

103 The HD of Tambacounda is located in the department and the eponymous region. It is located in  
104 the south-east of Senegal with an area of 11,416 km<sup>2</sup>, an estimated population of 2020 to 295,018  
105 inhabitants, a density of 25 inhabitants/km<sup>2</sup> and a natural growth rate of 2.7% [10]. It consists of  
106 a public health institution level 2, a reference health center, 4 parapublic health centers, a garrison  
107 medical center, 24 public health posts, 5 private clinics, 2 paramedical practices, 4 corporate  
108 infirmaries, 2 private Catholic dispensaries. All health structures carry out routine  
109 epidemiological surveillance by respecting a circuit of transmission of information. The service  
110 delivery point (SDP) officers compile data from the various health facilities in their area of  
111 responsibility and then transmit them to the district malaria focal point. They also ensure the  
112 entry of this data every week in the DHIS2 platform [11].

113

### 114     ▪ Type and period of study

115 This was a cross-sectional, descriptive, and analytical study of the functioning of the  
116 Epidemiological Surveillance system at the level of the HD of Tambacounda.

117 It covered the period from the first week (S1) to the fifty-third week (S53) of the year 2020. The  
118 data was collected in the period from 1 to 17 July 2021.

119

### 120     ▪ Study population

121 These were the 44 SDP of the HD of Tambacounda.

122

123 • Inclusion criteria

124 Included in the study were all care benefit points of the HD of Tambacounda who performed ES  
125 during the 1st week to the 53rd week of the year 2020.

126 Epidemiological surveillance data from level 2 Public Health Facilities (PHF), private, parapublic  
127 and military structures are included in the reports of the “mother SDP” responsible for the health  
128 area.

129 • Non-inclusion criteria

130 Any SDP whose lead was not available to participate at the time of the study were not included  
131 in the study.

132

133 ▪ Sampling procedure

134 For our work, an exhaustive recruitment of all the SPD of the HD of Tambacounda having carried  
135 out from the SE of S1 to S53 of the year 2020 was carried out.

136

137 ▪ Data collection

138 ➤ Collection tool and data sources

139 The data were collected from a questionnaire consisting of six parts that integrated the six pillars  
140 of the health system.

141 For each of these parts, the questions concerned the elements of the epidemiological surveillance  
142 cycle, namely diagnosis and detection of cases, data collection and collection, data analysis and  
143 interpretation, information sharing, action, monitoring and evaluation of activities and training.

144 The data source consisted of the DHIS2 platform to determine the completeness, timeliness and  
145 number of suspected cases of diseases under ES reported and the informants interviewed, i.e. SDP  
146 managers.

147 ➤ Collection method

148 Among the members of the district management team, two (2) investigators who had at least basic  
149 training in ES were selected and trained in one day on the administration of the questionnaire.

150 They were accompanied by the expanded program on immunization (EPI)/ES Focal Point of the  
151 Tambacounda Medical Region. The questionnaire was tested at a health post near the

152 Tambacounda health center. A restitution is organized on the same day with the members of the  
153 management team to share the difficulties and bring corrective measures.

154 After obtaining free and informed consent from SDP managers, the data was collected using the  
155 following techniques:

- 156 - Individual interviews, with the heads of structures to administer the questionnaire and collect  
157 their appreciation of the system in relation to its strengths, weaknesses, opportunities and  
158 threats (SWOT)
- 159 - Leveraging the DHIS2 platform to assess the completeness, promptness and trend of diseases  
160

161 ➤ Operational definition of variables and indicators

- 162 • For the variables: these were:  
163 **Public SDP:** These are the various health structures led by a civil servant, contractual of the  
164 Ministry, health development committees and / or local authorities.  
165 **Non-public SDP:** These concerned private, confessional, military, paramilitary, parapublic  
166 (company infirmaries) health facilities.  
167 • For the indicators: these were:  
168 **Completeness:** Percentage of the number of reports received (numerator) over the number of  
169 reports expected (denominator), over a period  
170 **Timeliness:** Percentage of the number of reports that were received on time (by the date and time  
171 set by the district in consultation with the providers) in the numerator over the number of reports  
172 expected in the denominator.  
173

- 174 ▪ Data analysis

175 ➤ Data entry

176 The collected data was entered into the Epi Info software version 7.2. Controls were integrated  
177 during the preparation of the input mask to limit input errors. A cleaning of the seized files had  
178 been done with the software's analysis program and had corrected the outliers.

179 ➤ Methods of analysis

180 The analysis of the data was done in several stages. We first did a descriptive study that allowed  
181 quantitative variables to determine parameters (mean, standard deviation, median, extents,

182 extremes,) and for qualitative variables (absolute, relative frequencies). Then, we then proceeded  
183 to an analytical study with bivariate analyses. To determine the existence of links between the  
184 different variables, we did an exact Fisher test with a significance threshold set at 0.05. The  
185 analyses were performed with R software version 4.0.5.

186 The Strengths, Weaknesses, Opportunities and Threats of the HD of Tambacounda in the context  
187 of the ES were identified by the informants.

188 ➤ Definition and choice of statistical units

189 These were all the SDP on which we expressed our results. They would also have escaped any  
190 previous studies of this kind and all met the above inclusion criteria. The choice thus fell on all the  
191 health structures that gravitated around the HD of Tambacounda, whatever the type.

192

193 ▪ Ethical considerations

194 Participation in this study was voluntary. It was done after free and informed consent. The  
195 evaluators administered a complete information form to the person in charge of the health  
196 structure. Confidentiality and anonymity were respected throughout the process. Apart from the  
197 completeness and promptness that were available in the national DHIS2 platform, the name of the  
198 SDP was hidden in the analysis of the other attributes of the ES.

199

200 **Results**

201 **Descriptive part**

202 At the end of our work, 44 health facilities were investigated. There were 64% of public health  
203 facilities, the rest (36%) were non-public SDP (**Figure 1**).

204

<< Figure 1 >>

206

207 ▪ **Completeness**

208 Of the 44 SDP in the district, 18 of them integrate their ES data into those of their parent health  
209 facility. Thus, for the completeness of the data, 26 health structures were monitored in the DHIS2  
210 platform.

211 Completeness was 100% from the 1<sup>st</sup> to the 53rd week of the year 2020 for all 26 SDP in the  
212 district.

213

214 ▪ **Promptitude**

215 Of the 44 SDP in the district, 18 of them integrated their EM data with that of their parent health  
216 facility. Thus, for data completeness, 26 health facilities were monitored in the DHIS2 platform.

217 Completeness was 100% from the 1<sup>st</sup> to the 53rd week of the year 2020 for all 26 SDP in the  
218 district.

219

220 ▪ **Trend in SE and EPI-preventable diseases**

221 Tuberculosis suspects were the most reported cases in the district in 2020. All other priority  
222 diseases under ES were also reported during the year at the district level (**Figure 2**). Therefore,  
223 the district was not silent in any of the priority diseases under ES.

224

225 << Figure 2 >>

226

227 The district recorded the highest number of COVID-19 cases in the last eight weeks of 2020 with  
228 89 positive cases out of 165 suspected cases between S45 and S53 of the year 2020 (**Figure 3**).

229 The peak of positive cases was reached at S47 with 18 cases.

230

231 << Figure 3 >>

232

233 ▪ **Characteristics of SE according to the different pillars of the health system**

234 **Provision of services**

235 In our work, among the 44 SDP enrolled, 24 had an area of responsibility. The average number of  
236 polarized villages and/or neighborhoods was 20.2 with a standard deviation of 18.6. These 24  
237 SDP covered on average 1 other health facility with a standard deviation of 1.8. The mean number  
238 of HVAC and functional health boxes were 4.7 (with a standard deviation of 4.0) and 2 (with a  
239 standard deviation of 1.6), respectively. The POL had an average of 2 traditional medicine



240 practitioners (TMP) with a standard deviation of 1.9. However, of all the TMP identified in the  
241 district area, only 24% collaborate with SDP in the context of epidemiological surveillance.  
242 Of all the SDP surveyed, only 65.9% had any knowledge of diseases and events under ES. But  
243 93.2% of health facilities take care of suspected cases of DUES. However, at Community level the  
244 availability of ESM case definitions for a better understanding of ES diseases was low with 27.3%  
245 of cases (**Supplementary material 1**).

246

### 247 **Information/Monitoring and Evaluation/Operational Research**

248 Of the 44 SDP assessed, 65.9% recorded Immediately Notifiable Disease (IND) on notification  
249 forms. The collection and reporting of information at the SDP level was done on a weekly basis in  
250 70.5% of cases; and that statement was made on Monday morning. In most cases the transmission  
251 of information was done through social networks (WhatsApp) with 54.5% of cases. However,  
252 compared to data analysis, only 20.5% of SDP analyzed their data on site and developed graphs of  
253 priority diseases. For operational research, only 11.4% of the district's health facilities had to  
254 participate in ES research (**Supplementary material 2**).

255 Of the 24 SDP in the district with an area of responsibility, only 41.7% had to oversee the  
256 community level in the month before the survey date. Only 8% of health facilities had to carry out  
257 the 12 recommended monthly supervisions during the year.

258 Only 1 of the 44 SDP in the district (2.3%) received the recommended 12 monthly supervision  
259 missions from the ES FP district. A total of 11.4% of the SDP did not receive any oversight missions  
260 from the ES FP during 2020 (**Figure 4**).

261

262 << Figure 4 >>

263

### 264 **Governance and Leadership**

265 The declaration of IND is the responsibility of the Head Nurses (HN) in 54.5% of cases. However,  
266 there is a standard method of reporting IND in 88.6% of the SDP surveyed. Only 25% of health  
267 managers have made a plea to the territorial authorities for their support to the ES  
268 (**Supplementary material 3**).

269 For a total of 44 SDP, 59% of them have never developed a Problem-Solving Plan (PSP) in 2020.

270 No SDP was able to develop the 12 PRPs expected during the year

271

## 272 **Human resources**

273 Of the 44 SDP in our study, paramedics were responsible for ES in 77.3% of SDP. However, only  
274 45.5% of ES managers have been trained in ES and/or epidemic management. The training of the  
275 rest of the staff was also almost non-existent because only 27.3% of the SDP had trained more  
276 than half of their staff in ES and/or epidemic management. No SDP (0%) involved more than half  
277 of its workforce in the ES. Only 11.4% of the SDP were able to supervise more than half of their  
278 workforce on the ES (**Supplementary material 4**).

279

## 280 **Drug products, technology, and vaccines**

281 Appropriate ES inputs were only available in 9.1% of the district's SDP. Despite the context of  
282 COVID-19, only 29.5% of SDP had COVID sampling equipment. However, there was a good  
283 availability of essential medicines for the management of suspected cases of DUES (81.8%). The  
284 same was true for the availability of vaccines against vaccine-preventable DUES  
285 56.8% of cases (**Supplementary material 5**).

286

## 287 **Financing**

288 There was a good contribution from SDP financial services to supervisory activities (95.5%).  
289 However, the contribution of local authorities and partners to ES activities was low at 22.7% and  
290 29.5% respectively (**Supplementary material 6**).

291 The financial services of the SDP finance much more the transport of direct debits (95.2%).

292 Local and regional authorities are most often involved in the activities of the ES (70%) mainly in  
293 the purchase of medicines through the endowment funds allocated to health (**Figure 5**).

294

295 << Figure 5 >>

296

297

298

299 **Analytical part**

300 Among those responsible for public SDP, 92.9% of them had knowledge of diseases under ES and  
 301 among those in non-public SDP, only 18.8% of them had knowledge of diseases under ES. There  
 302 was a statistically significant link between public SDP and knowledge of diseases under ES ( $p <$   
 303  $0.001$ ). There was also a statistically significant link between public SDP and posting case  
 304 definitions, feedback on reported and collected cases, analysis of data on the spot, existence of a  
 305 health information circuit, advocacy with the authorities, training of the head of the ES structure,  
 306 availability of vaccines, availability of essential medicines, contribution of local partners to ES  
 307 activities **(Supplementary material 7)**.

308 The SWOT analysis of the ES system identified success and failure factors specific to the health  
 309 system and other success and failure factors outside the health system **(Table I)**.

310

311 **Table I:** Analysis of strengths, weaknesses, opportunities and threats of the M&E system of the  
 312 HD of Tambacounda, 2020

SUCCESS FACTORS	FAILURE FACTORS
<b>STRENGTHS</b>	<b>WEAKNESSES</b>
Rapid management of suspected cases of DUES at the SDP level	Loss of promptness upon correction of the entry after the 15th of the month
Weekly monitoring of DHIS2 data entry	Low involvement of private and parapublic SDP in ES activities
Harmonization in the reporting time of cases at DHIS2 level throughout the district (every Monday morning)	Lack of reflexes in analyzing and interpreting malaria ES data by the agents who produce them
Training of 3 district officers in field epidemiology (CMO, DCMO and EPI/ES PF)	Irregularity of supervision at all levels
Systematic inclusion of an ES item on the agenda of each district coordination meeting	Single person management of ES at the SDP level
	Insufficient number of staff trained in ES and/or epidemic management
<b>OPPORTUNITIES</b>	<b>THREATS</b>
Use of social networks (WhatsApp) for tracking ES data	Restriction of activities (gatherings and travel) with the context of COVID-19
Telephone network availability in all SDP for ES data transmission	Focusing funding on COVID-19
Existence of several technical and financial partners in the region	Lack of control of travel at the border with The Gambia (porosity of borders)
	Inaccessibility of some areas of the district during wintering

314

## 315 **Discussion**

316 Our study aimed to assess the functioning of the system of routine epidemiological surveillance of  
317 diseases through the six pillars of the health system at the level of the health district of  
318 Tambacounda, operational level of the health pyramid of the health system of Senegal.

319 It was found that completeness and promptness were generally good, exceeding the national  
320 thresholds of 80%." Regular monitoring of the level of ES data entry through district coordination  
321 bodies and exchange platforms (District WhatsApp Group) could explain this good performance.  
322 Keita had found the same performance in his study in Goudomp, Senegal in 2018 [12] On the other  
323 hand, Ly in his work in Madagascar in 2015, had found completeness that varied between 65%  
324 and 90% depending on the district [13].

325 **Provision of care services:** The district was also successful in reporting all suspected cases of ES  
326 diseases. The mastery and application of case definitions by agents strongly contributed to this  
327 performance. This was contrary to Keita's findings in his study in Goudomp where the district was  
328 silent for most diseases under ES [12]. However, in the context of service delivery, knowledge of  
329 DUES was much more pronounced among providers in the public sector (92.9%) than in the non-  
330 public sector (18.8%). The same was true for the availability of management tools essential for  
331 the proper delivery of ES services. The training and retraining of public sector employees to the  
332 detriment of the private sector would mainly explain this situation.

333 **Information, Monitoring and Evaluation and Operational Research:** There was a  
334 harmonization of the frequency of reporting of suspected cases of DUES at the level of the different  
335 structures of the district; this thanks to the weekly reminders of the district surveillance focal  
336 point in the district information sharing group. The principle of reporting "Zero" cases is applied  
337 in most of the SDP in our study. Keita had found in his work, a performance of 71.4% in the PPS of  
338 Goudomp [12]. However, the analysis of surveillance data by the providers themselves was  
339 almost non-existent for both the public sector (32.1%) and the non-public sector (0.0%). Keita in  
340 his work at Goudomp had found similar results with only 29% of providers analyzing their

341 surveillance data [12]. In the initial training of agents, no particular emphasis is placed on the  
342 analysis and interpretation of ES data. The same applies to the job descriptions of the officials  
343 responsible for surveillance. This is also reflected in the knowledge of performance indicators and  
344 the participation of agents in operational research on ES which are relatively low. However,  
345 performance feedback is effective for public SDP at the district's monthly coordination meetings.

346 **Governance and Leadership:** The health area map was available in 60.7% of THE SDP with Area  
347 of Responsibility. This performance was 78.6% in Keita's study [12]. The lack of geographical  
348 coordinates of the health boxes and the polygons of the posts makes it difficult to make the maps.  
349 The only maps available are hand-drawn and were not accurate. Regarding the public SDP, 67.9%  
350 of them had set up a circuit for information at the level of Community actors. This result was close  
351 to that of Keita in his study in Goudomp with 78.6% of cases [12]. For better community  
352 participation in epidemiological surveillance activities, only 42.9% of public SDP held community  
353 feedback meetings compared to 0.0% of non-public SDP. The lack of funding (for the transport of  
354 community actors) would mainly explain the irregularity of community meetings. In our work,  
355 the development of problem-solving plans (PSPs) was almost non-existent, as was advocacy with  
356 territorial authorities. The lack of ownership of health management by the authorities through the  
357 health development committees does not motivate the leaders of the PPS to make regular  
358 advocacy and the elaboration of PSPs.

359 **Human Resources:** The supervisor was a trained health worker in all SDP in the district.  
360 However, the involvement of other staff in the ES was low in the district; no structure involved  
361 more than half of its staff in the ES. This very often raises the problem of the correct continuity of  
362 the ES service during the absence of the person in charge of the structure. Training for the rest of  
363 the staff was not effective in the SDP. This performance was mainly linked to a regular transfer of  
364 staff to the capital and other regions of the northern and central zone of the country. Since 2017,  
365 the district has not received financial support for training officers on the expanded program on  
366 immunization and epidemiological surveillance. This last reason has even had an impact on the  
367 capacity building of community actors in both sectors. Series of trainings were included in the

368 district's work plan but were postponed due to the context of COVID-19, where gatherings were  
369 prohibited. The formative supervision of staff on the ES was also irregular at all levels of the health  
370 pyramid. This would mainly be related to the limitation of travel in the country (with the context  
371 of COVID-19) and the orientation of most health activities towards the management of COVID-19  
372 cases.

373 **Drug products, technology and vaccines:** Dry tubes to ensure timely sampling were available  
374 in 82.1% of SDP among those in the public sector and 17.9% in SDP in the private sector. At the  
375 Goudomp health district, Keita had found the same proportions of availability of sampling kits in  
376 the SDP of the public with a performance of 80% [12]. In our study, the low availability  
377 performance of tubes and sampling kits at the non-public sector level is explained by the fact that  
378 in case of presence of suspected cases, the head of the health area travels with his equipment to  
379 ensure the sampling. Compared to COVID-19, only designated public structures should have  
380 sampling equipment, hence this low performance for the overall SDP. However, essential  
381 medicines and vaccines against vaccine-preventable DUES were well available in SDP with areas  
382 of responsibility. The availability of vaccines and essential medicines are monitored monthly in  
383 all health posts and health centers in the district with area of responsibility. This orientation is  
384 mainly to avoid a break in vaccines, consumables, and essential medicines [14]. The availability of  
385 DUES case notification cards is also good in public SDP, linked to an initial allocation of  
386 management tools to all SDP by the district at the beginning of each year.

387 **Funding:** As part of the mission of the HDC and administrative and financial service (AFS), the  
388 continuity of services is paramount; thus, they contributed to epidemiological surveillance  
389 activities in almost all of the SDP in our study. This contribution was much more marked for the  
390 transport of samples and the purchase of equipment because the speed of transport of samples to  
391 the medical region and the central level is evaluated each quarter according to the types of DUES  
392 during the national ES reviews [15]. On the other hand, for local and regional authorities, their  
393 contribution to surveillance activities at the SDP level was low (22.7%) even though health is  
394 considered a competence transferred to them. Despite the diversity of technical and financial

395 partners at the Tambacounda level, their contribution to monitoring activities was low at the SDP  
396 level. The region's health priorities were much more focused on malaria and maternal and child  
397 health. As a result, only 29.5% of all health facilities in the district were supported by TFP in terms  
398 of surveillance. However, with the context of COVID-19, TFP had also focused their interventions  
399 on the fight against this pandemic to the detriment of other diseases under epidemiological  
400 surveillance.

401 However, our study has some limitations. First, it is not representative of all health districts in  
402 Senegal. However, it can be very useful in other contexts, since in Senegal the health districts have  
403 the same functioning of the epidemiological surveillance system. Secondly, it did not consider the  
404 community component.

405 Finally, this study could also present a desirability bias because even with the fact of informing,  
406 the participants' responses can be biased to project a better picture of their performance.

407

## 408 **Conclusion**

409 With the re-emergence of diseases with epidemic potential, epidemiological surveillance is  
410 becoming increasingly essential in a well-functioning health system. For this reason, WHO had  
411 recommended to countries in the African Region the implementation of a Regional Project to  
412 Strengthen Surveillance Capacity in Africa in order to strengthen countries' capacity for ES with  
413 the possibility of early detection and adequate case management as soon as possible. To do this,  
414 we need a strong health system in all these pillars. To meet this WHO directive, an evaluation of  
415 the epidemiological surveillance system across the pillars of the health system is crucial,  
416 especially since 2020 was particularly marked by a COVID-19 pandemic. It is in this context that  
417 we conducted this study which showed good completeness (100%), good promptness (97.5%)  
418 and notification of suspected cases of diseases under ES. However, despite the notable progress  
419 of the surveillance system, the analysis of the different determinants of ES at the level of each pillar  
420 of the health system has shown shortcomings at the level of all six pillars of the health system but  
421 which are much more marked at the level of non-public health structures than public structures.

422 In perspective, it would be interesting to conduct a qualitative assessment of epidemiological  
423 surveillance data in the district to refine the recommendations in this area.

424

#### 425 **Conflicts of interest**

426 The authors do not declare any conflict of interest regarding the publication of this article.

427

#### 428 **Acknowledgement**

429 The thanks go to the Head Nurse, major of the reference health center of Tambacounda, the  
430 investigators and members of the executive teams of district and the medical region of  
431 Tambacounda without forgetting the drivers who ensured the transport of the teams.

432

#### 433 **Financing**

434 This research was funded by the Ministry of Health and Social Action of Senegal.

435

#### 436 **Data Availability Statement:**

437 All underlying data is available at

438 [https://docs.google.com/spreadsheets/d/1ZDU2j5fRGeQsqKoICkIpsTQi1hEoqz5L/edit?usp=sh](https://docs.google.com/spreadsheets/d/1ZDU2j5fRGeQsqKoICkIpsTQi1hEoqz5L/edit?usp=sharing&oid=108145215357620626491&rtpof=true&sd=true)  
439 [aring&oid=108145215357620626491&rtpof=true&sd=true](https://docs.google.com/spreadsheets/d/1ZDU2j5fRGeQsqKoICkIpsTQi1hEoqz5L/edit?usp=sharing&oid=108145215357620626491&rtpof=true&sd=true)

440

#### 441 **Author Contributions**

Conceptualization:	Tidiane Gadiaga, Mouhamadou Faly Ba, Ndeye Marème Sougou, Mamadou Makhtar Mbacké Lèye
Data curation:	Tidiane Gadiaga, Siré Sagna, Amadou Diallo, Samba Ndiaye, Bayal Cissé
Formal analysis:	Tidiane Gadiaga, Mouhamadou Faly Ba
Funding acquisition:	Tidiane Gadiaga, Siré Sagna
Investigation:	Tidiane Gadiaga, Siré Sagna, Amadou Diallo, Samba Ndiaye
Methodology:	Tidiane Gadiaga, Mouhamadou Faly Ba, Mamadou Makhtar Mbacké Lèye



Project administration: Tidiane Gadiaga, Siré Sagna, Bayal Cissé, Mamadou Makhtar Mbacké Lèye  
Software: Tidiane Gadiaga, Mouhamadou Faly Ba  
Supervision: Tidiane Gadiaga, Samba Ndiaye, Boly Diop, Bayal Cissé  
Validation: Tidiane Gadiaga, Mouhamadou Faly Ba, Mamadou Makhtar Mbacké Lèye  
Writing – original draft: Tidiane Gadiaga, Ndeye Mareme Sougou, Mamadou Makhtar Mbacké Lèye  
Writing – review & editing: Tidiane Gadiaga, Boly Diop, Mbouna Ndiaye, Mouhamadou Faly Ba, Yoro Sall, Mamadou Sarifou Ba, Babacar Ndoye, Samba Ndiaye, Jean Augustin Diegane Tine, Mamadou Makhtar Mbacké Lèye

442

### 443 **Abbreviations**

AFS	Administrative and Financial Service
CMAC	Community Monitoring and Alert Committee
CMO	Chief Medical Officer
DCMO	Deputy Chief Medical Officer
<i>DHIS2</i>	<i>District health information software</i>
DUES	Disease Under Epidemiological Surveillance
EPI	Expanded Program on Immunization
ES	Epidemiological surveillance
ES FP	Epidemiological Surveillance Focal Point
HCP	Home Care Provider
HD	Health District
HDC	Health Development Committee
HN	Head Nurse
IND	Immediately Notifiable Disease
MoHSA	Ministry of Health and Social Action
PHF	Public Health Facilities
PSP	Problem-Solving Plan
SDP	Service Delivery Point
SM	State midwife
TFP	Technical and financial partner
TMP	Traditional Medicine Practitioners
WHO	World Health Organization

444

445

446

447

448

449

450

## 451 **References**

- 452 1. Burrell CJ, Howard CR, Murphy FA. Chapter 14 - Control, Prevention, and Eradication. In:  
453 Burrell CJ, Howard CR, Murphy FA, editors. Fenner and White's Medical Virology (Fifth  
454 Edition). London: Academic Press; 2017. pp. 205–216. doi:10.1016/B978-0-12-375156-  
455 0.00014-X
- 456 2. World Health Organization. Rapport sur la santé dans le monde 2000 : pour un système de  
457 santé plus performant. Organisation mondiale de la Santé; 2000. Available:  
458 <https://apps.who.int/iris/handle/10665/42282>
- 459 3. Manyazewal T. Using the World Health Organization health system building blocks through  
460 survey of healthcare professionals to determine the performance of public healthcare  
461 facilities. Arch Public Health. 2017;75: 50. doi:10.1186/s13690-017-0221-9
- 462 4. Jamison DT, Breman JG, Measham AR, Alleyne G, Claeson M, Evans DB, et al. Pillars of the  
463 Health System. Priorities in Health. The International Bank for Reconstruction and  
464 Development / The World Bank; 2006. Available:  
465 <https://www.ncbi.nlm.nih.gov/books/NBK10265/>
- 466 5. Ba MF, Ridde V, Diallo AI, Tine JAD, Kane B, Gaye I, et al. Acceptability of contact  
467 management and care of simple cases of COVID-19 at home: a mixed-method study in  
468 Senegal. medRxiv; 2021. p. 2021.03.10.21253266. doi:10.1101/2021.03.10.21253266
- 469 6. Nsubuga P, White ME, Thacker SB, Anderson MA, Blount SB, Broome CV, et al. Public Health  
470 Surveillance: A Tool for Targeting and Monitoring Interventions. 2nd ed. In: Jamison DT,  
471 Breman JG, Measham AR, Alleyne G, Claeson M, Evans DB, et al., editors. Disease Control  
472 Priorities in Developing Countries. 2nd ed. Washington (DC): World Bank; 2006. Available:  
473 <http://www.ncbi.nlm.nih.gov/books/NBK11770/>
- 474 7. Ministère de la santé et de l'Action Sociale, Direction de la prévention. Guide technique  
475 National pour la Surveillance Intégrée de la Maladie et la Riposte. 2019. Report No.: 3e  
476 édition. Available: [https://www.sante.gouv.sn/publications/guide-technique-national-pour-](https://www.sante.gouv.sn/publications/guide-technique-national-pour-la-surveillance-int%C3%A9gr%C3%A9e-de-la-maladie-et-la-riposte)  
477 [la-surveillance-int%C3%A9gr%C3%A9e-de-la-maladie-et-la-riposte](https://www.sante.gouv.sn/publications/guide-technique-national-pour-la-surveillance-int%C3%A9gr%C3%A9e-de-la-maladie-et-la-riposte)
- 478 8. Ibrahim NK. Epidemiologic surveillance for controlling Covid-19 pandemic: types, challenges  
479 and implications. Journal of Infection and Public Health. 2020;13: 1630–1638.  
480 doi:10.1016/j.jiph.2020.07.019
- 481 9. Adaba GB, Kebebew Y. Improving a health information system for real-time data entries: An  
482 action research project using socio-technical systems theory. Informatics for Health and  
483 Social Care. 2018;43: 159–171. doi:10.1080/17538157.2017.1290638
- 484 10. Agence Nationale de Statistique et de la Démographie. [cited 11 Apr 2022]. Available:  
485 <http://www.ansd.sn/>
- 486 11. DHIS2/MSAS. Systeme d'information sanitaire. [cited 21 Apr 2022]. Available:  
487 <https://senegal.dhis2.org/dhis/dhis-web-commons/security/login.action>

- 488 12. Keita I. Évaluation de la qualité des données de Surveillance épidémiologique des années  
489 2016 et 2017 dans le district sanitaire de Goudomp. Mémoire, Université Cheikh Anta Diop.  
490 2018.
- 491 13. Ly M, N’Gbichi J-M, Lippeveld T, Ye Y. Rapport d’évaluation de la performance du Système  
492 d’Information Sanitaire de Routine (SISR) et de la Surveillance Intégrée de la Maladie et la  
493 Riposte. MEASURE Evaluation; 2016 p. 175. Available:  
494 <https://www.measureevaluation.org/resources/publications/sr-16-129-fr.html>
- 495 14. Ministère de la Santé et de l’Action Sociale, Direction de la Prévention. Procédures  
496 opératoires Normalisées pour la gestion efficace des vaccins. 2018.
- 497 15. Ministère de la Santé et de l’Action Sociale, Direction de la Prévention. Procédures  
498 opératoires Normalisées pour la surveillance de routine des maladies. 2020.

499

500

## 501 **Supplementary materials**

502 Supplementary material 1

503 Supplementary material 2

504 Supplementary material 3

505 Supplementary material 4

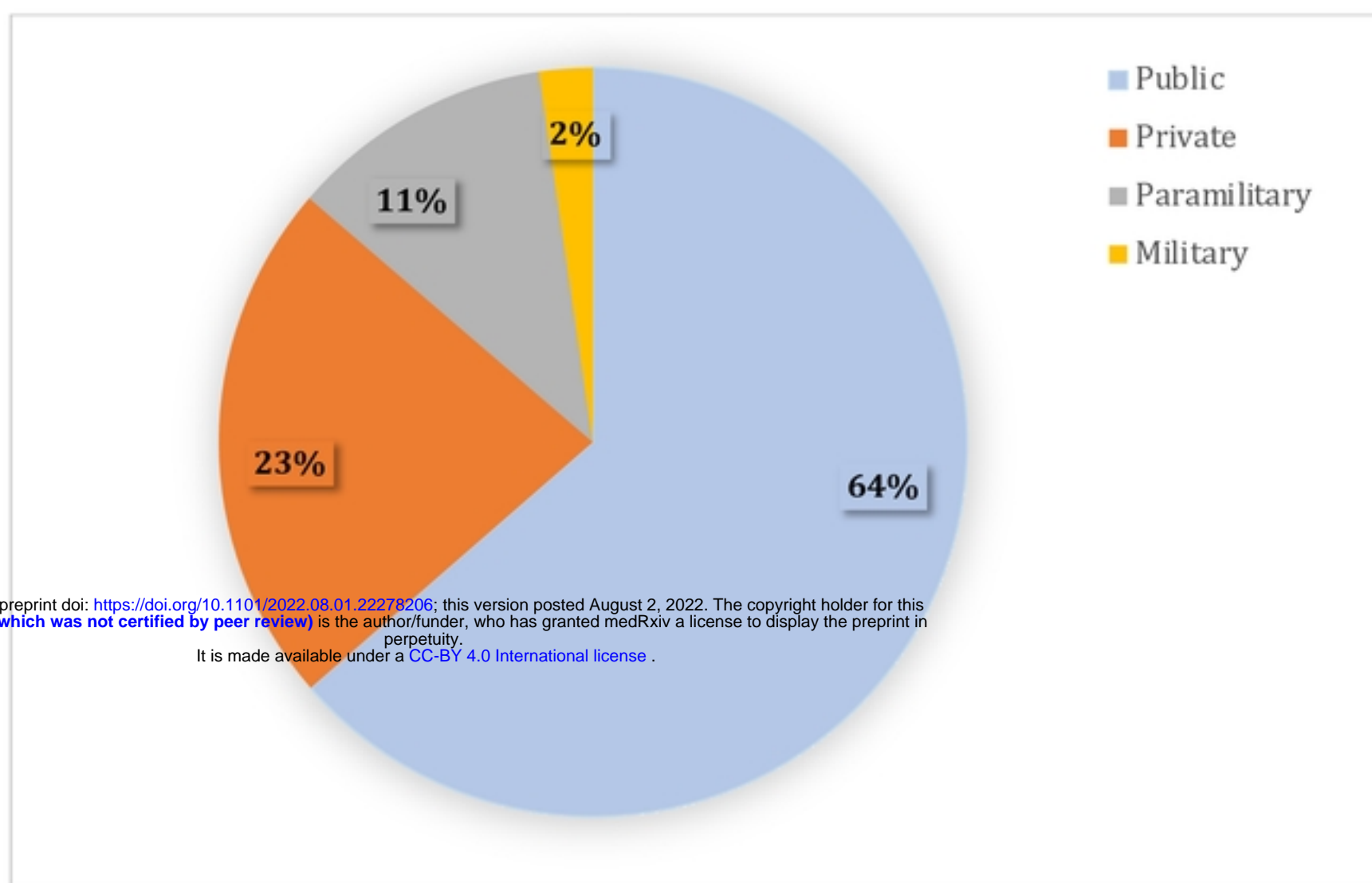
506 Supplementary material 5

507 Supplementary material 6

508 Supplementary material 7

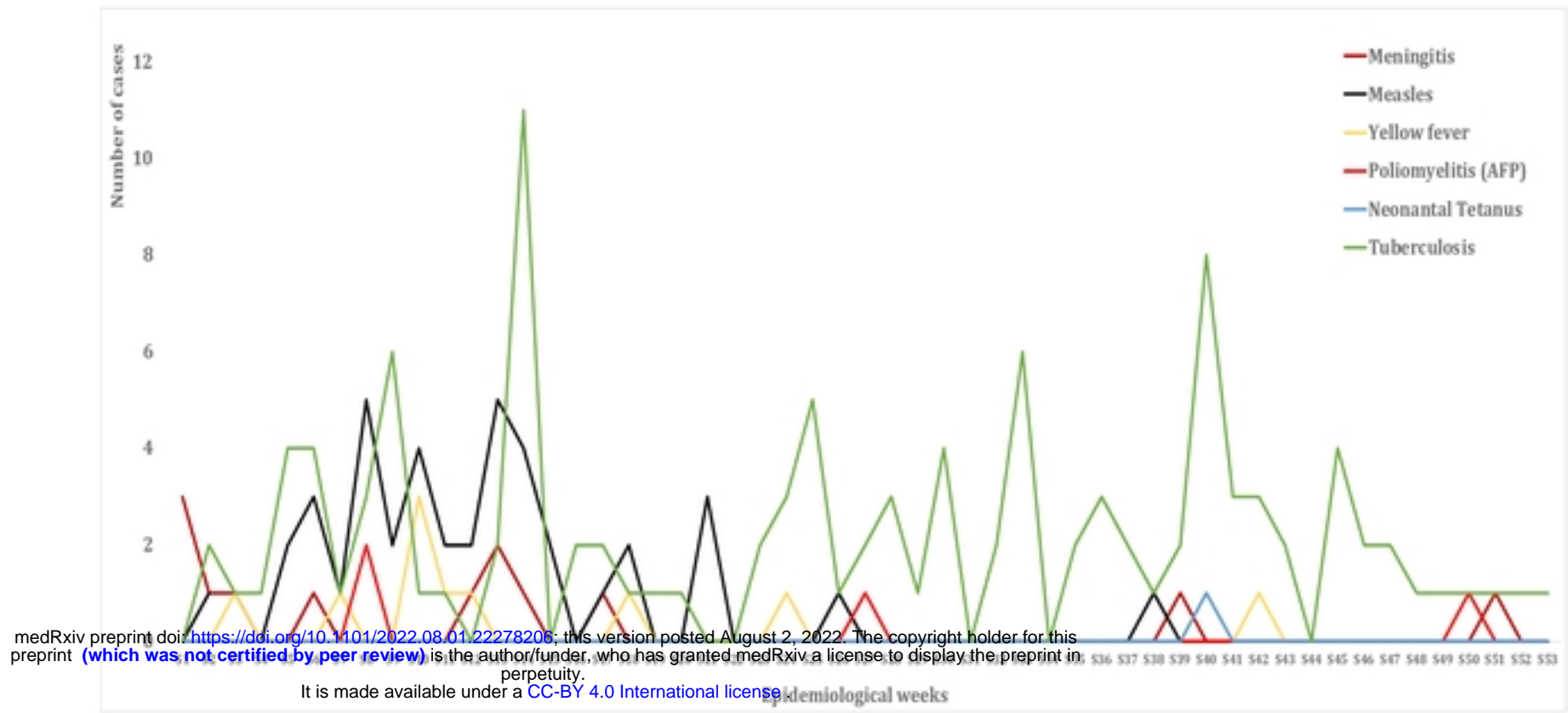
509

510

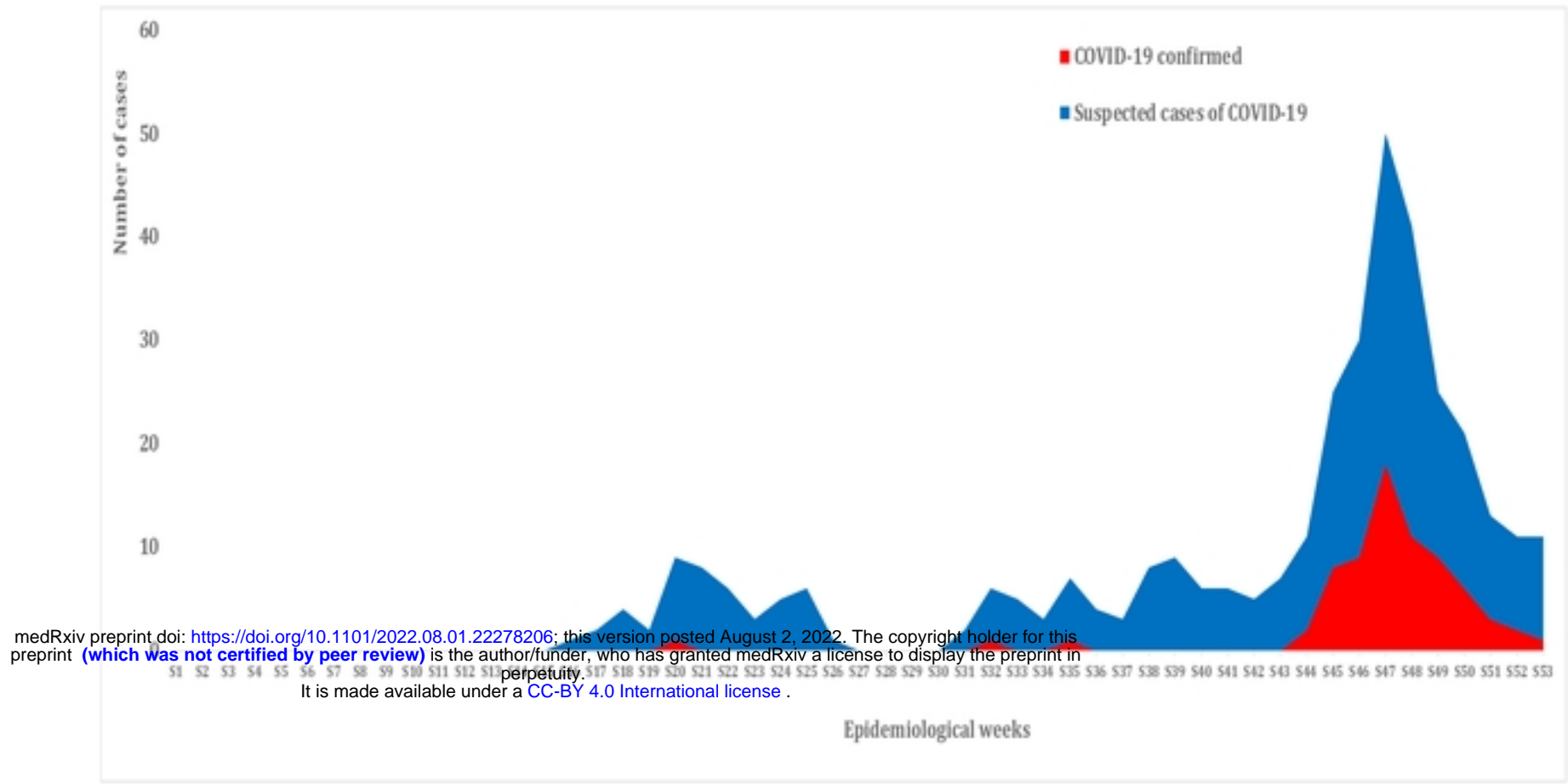


medRxiv preprint doi: <https://doi.org/10.1101/2022.08.01.22278206>; this version posted August 2, 2022. The copyright holder for this preprint (which was not certified by peer review) is the author/funder, who has granted medRxiv a license to display the preprint in perpetuity. It is made available under a [CC-BY 4.0 International license](https://creativecommons.org/licenses/by/4.0/).

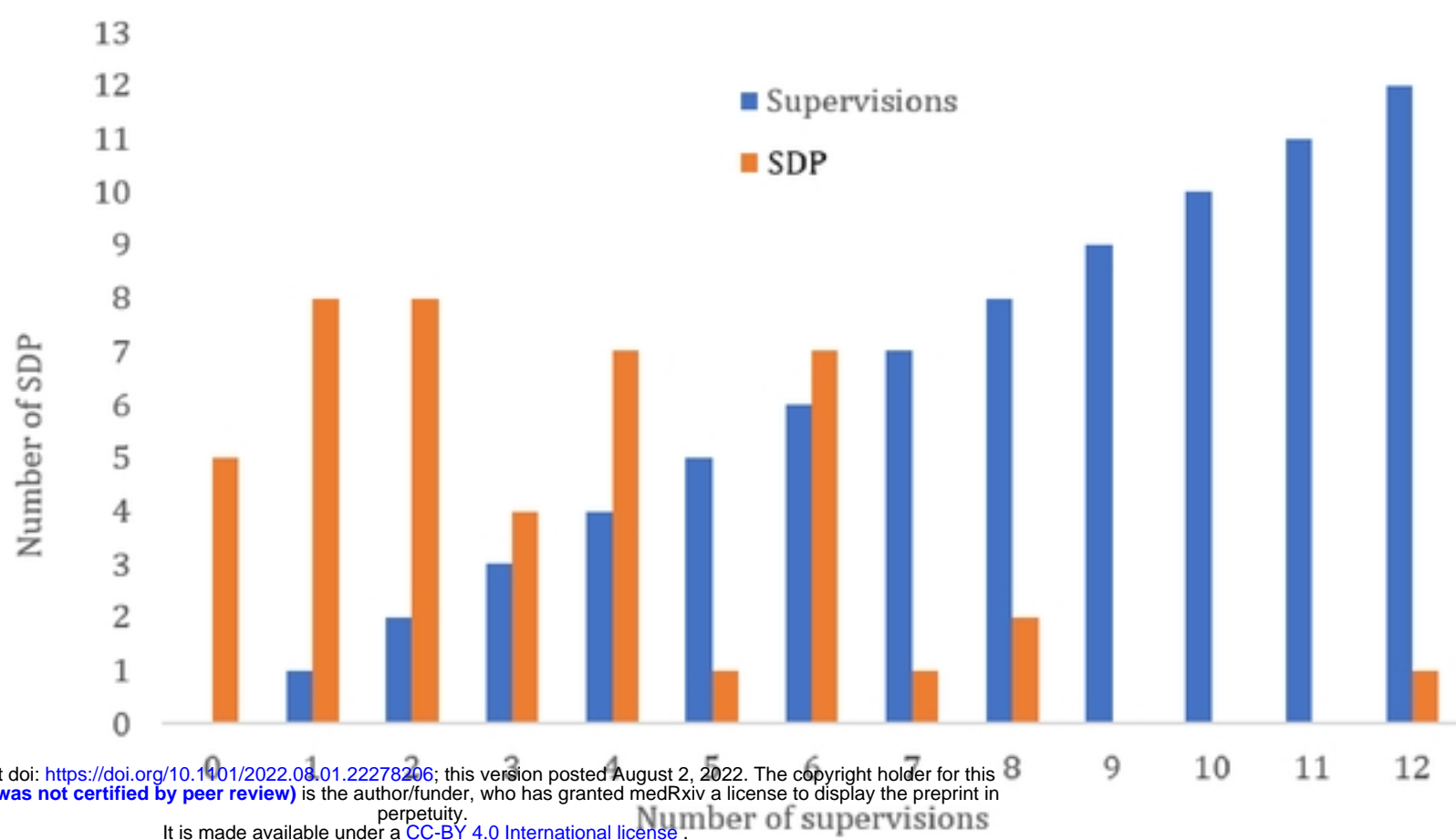
**Figure 1:** Distribution of the HD of Tambacounda structure types in 2020 (n=44)



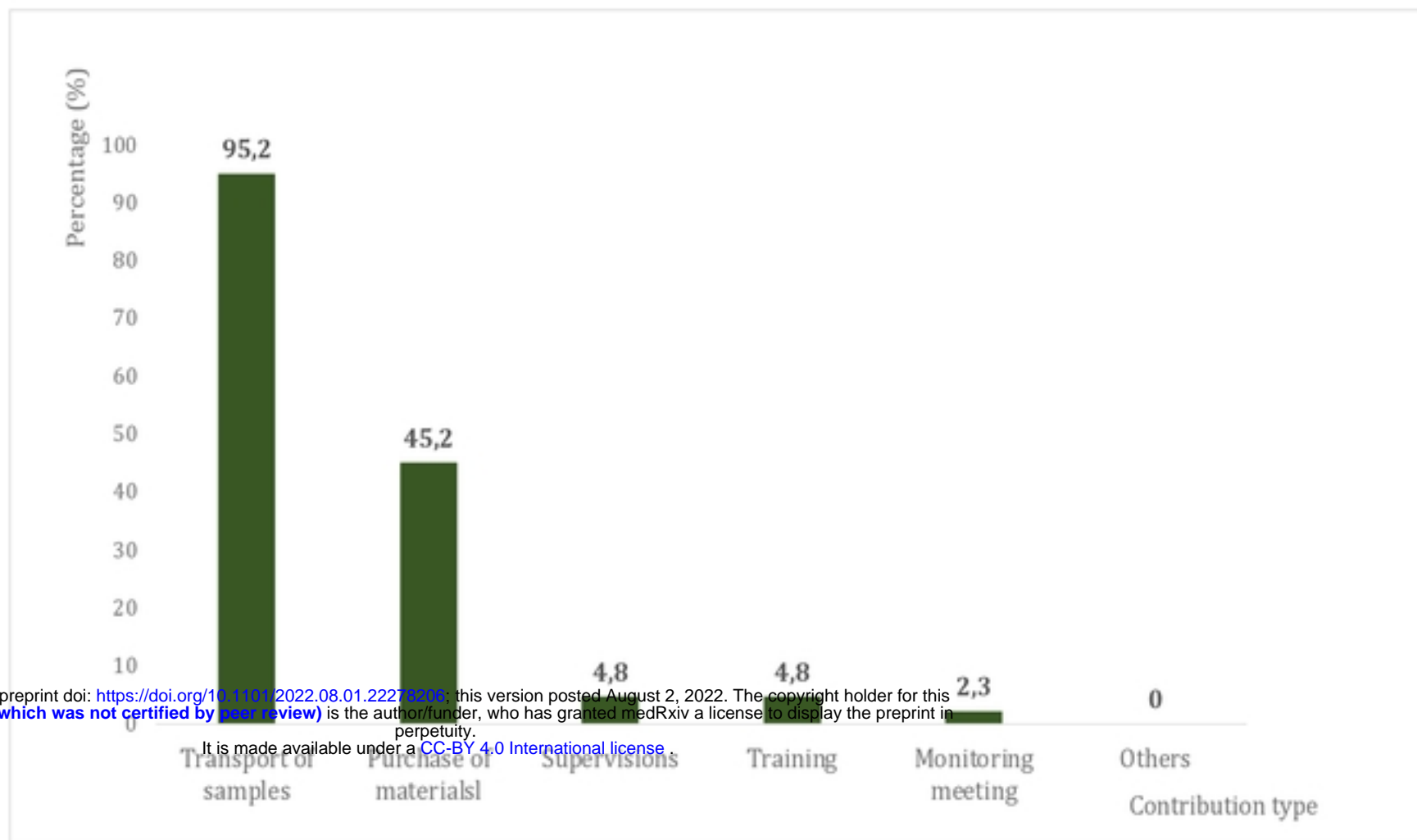
**Figure 2:** Evolution of suspected DUES cases preventable by vaccination from S1 to S53 of the year 2020 in the HD of Tambacounda



**Figure 3:** Evolution of suspected and confirmed cases of COVID-19 in 2020 at the HD of Tambacounda



**Figure 4:** Distribution of the number of EPI/SE FP (Focal Point) supervisions in the district according to the SDP of the HD of Tambacounda in 2020 (n=44)



**Figure 5: Contribution of Health Development Committee (HDC) and/or District SDP Financial Services to Surveillance Activities (n=42)**