

1 **IMPACT OF PHYSICAL ACTIVITY ON POSTURAL STABILITY AND**
2 **COORDINATION IN CHILDREN WITH POSTERIOR FOSSA TUMOR:**
3 **RANDOMIZED CONTROL PHASE III TRIAL**

4 Mahmoud Usama¹, Faten Abdelaziem¹, Wafaa M. Rashed², Eslam Maher², Mohamed El
5 Beltagy³, Wael Zekri⁴

6 ¹Department of Physical Therapy for Paediatrics, Faculty of Physical Therapy, Cairo University,
7 Cairo, Egypt.

8 ²Research Department, Children's Cancer Hospital Egypt 57357, Cairo, Egypt.

9 ³Neurosurgery Department, Kasr Al-Ainy School of Medicine, Cairo University and Children's
10 Cancer Hospital Egypt 57357, Cairo, Egypt.

11 ⁴Pediatric Oncology Department, National Cancer Institute, Cairo University and Children's
12 Cancer Hospital Egypt 57357, Cairo, Egypt.

13
14 **ABSTRACT**

15 **Background:** Posterior fossa tumor is a type of brain tumor that is located at the borders of both
16 the brain stem and cerebellum. The cerebellum is the brain region in charge of balance and
17 coordination. Pediatric patients diagnosed with posterior fossa tumor have been reported to fall
18 frequently.

19 **Objectives:** The aim of this study is to investigate the effectiveness of balance and coordination
20 training in these children.

21 **Methods:** This randomized control clinical trial (ClinicalTrials.gov Identifier: NCT04528316)
22 was carried out between September 2020 and April 2021 at Children’s Cancer Hospital-57357.
23 The inclusion criteria were - patients with posterior fossa tumor in maintenance phase and, age
24 between 5-12 years. The exclusion criteria were - patients who had a genetic disorder or suffer
25 from mental retardation, a chronic lung disease, sever cardiomyopathy, or a neuromuscular
26 disease that doesn’t not related to tumor. The study participants were randomly assigned into
27 three groups: Group I/Control group: they received Pilates core stability exercises program,
28 Group II/Postural stability group: They received the same program plus HUMAC balance
29 program, and Group III/Coordination group: They received the same program plus coordination
30 exercises of BOT-2. The semi-parametric proportional odds model was used to compare follow
31 up scores of the Postural stability group vs Control, and Coordination group vs Control, while
32 adjusting for baseline values. All tests were two-sided, with alpha set to 0.05.

33 **Results:** Sixty children including 38 boys and 22 girls were enrolled in this study. In all three
34 groups, postural stability and coordination improved significantly in terms of modified clinical
35 test of sensory integration of balance, center of pressure, limits of stability, bilateral coordination,
36 and upper-limb coordination.

37 **Conclusion:** The current study supports the value of adding postural stability and coordination
38 training to the physiotherapy plan for children with posterior fossa tumor.

39 **Keywords:** Posterior fossa tumor, Children, HUMAC, BOT-2, Postural stability, Balance,
40 Coordination.

41

42

43 1. INTRODUCTION

44 Primary brain tumors account for nearly 20% of all malignant diseases in children and
45 adolescents worldwide.¹ Based on hospital-based cancer registry, brain tumors represent 18.12%
46 of all malignant tumors at Children's Cancer Hospital Egypt 57357 (CCHE 57357) and posterior
47 fossa tumors (including the brainstem) represent 55.7% of brain tumors (data not published).
48 These tumors rank second among all childhood cancers, second only to leukemia, and are the
49 most common solid tumor in children.²

50 Post-tumor rehabilitation and overcoming the natural side effects of life-sustaining treatment are
51 the main challenges facing neuro-oncology nowadays.³ Posterior fossa tumor arises within the
52 cerebellum and spreads rapidly via cerebrospinal pathways forming tumors of various size
53 alongside the ventricles.⁴ The treatment depends on three poles: surgery, chemo- and
54 radiotherapy.⁵ The advances in these methods have improved survival rates, although the tumor
55 itself and treatment options can cause undesirable side effects such as hearing loss, cognitive
56 impairment and movement disorders.⁶ Posterior fossa tumor negatively affects sensorimotor
57 function, balance control, vestibular reflexes and postural ability.⁷ However, the degree and type
58 of motor disorders has not been fully investigated.

59 Postural balance is the ability to maintain the line of gravity related to the individual's base of
60 support, with minimal postural fluctuations, which requires good motor function and effective
61 interaction between somatosensory, visual and vestibular systems.⁸ Balance requires multisystem
62 feedback like intact cerebellar and cognitive functions for achieving proper balance, cognitive
63 processing is essential in the process of postural control even in simple tasks like quiet standing

64 as the motor movement needs expectation, attention, intention and experience, it is believed that
65 the harder the task the more cognitive ability it would need.⁹

66 Poor posture control and imbalance are common defects after surgical resection of brain tumors.
67 The posture and balance theory based on the neural control system shows that the
68 musculoskeletal system and the nervous system work together to maintain normal postural
69 control through individual interaction with tasks and environment.¹⁰

70 The inconsistency of available data makes the prescribed rehabilitation of improving postural
71 balance a very difficult task. Several authors reported two cases with positive results after 8-week
72 intervention, including neuromodulation devices as part of intensive physical therapy.¹¹ Others
73 have demonstrated the effectiveness of a 12-week intervention including stability of 20 cases
74 exercise under the same conditions.¹² However, a small sample size, as well as the lack of
75 consensus on rehabilitation plans do not allow positive results to be explicitly transferred to other
76 survivors after posterior fossa tumor.¹³

77 Coordination of many body parts to achieve smooth movements is generally agreed to be the
78 specific role of cerebellar control. It is generally believed that this is due to the “fine tuning” of
79 many motor pattern generators below the cerebellum in the spinal cord, brain stem, and motor
80 cortex. There is an additional mechanism for coordination of body parts in posture and
81 movement.¹⁴

82 Thus, to overcome previous limitations, the current study aimed to investigate the effectiveness
83 of postural stability and coordination training in these Children.

84 **2. METHODS**

85 **2.1. Trial participants**

86 We conducted randomized control clinical trial at Children's Cancer Hospital Foundation 57357,
87 Cairo between September 2020 to April, 2021. The inclusion criteria include: 1-Children with
88 posterior fossa tumors during follow up, 2-The age of study participants is between 5-12 years
89 old, 3-time elapsed since the start of treatment is more than 4 months in order to be in
90 maintenance phase, 4-they can understand verbal command, 5- children with no visual, auditory
91 or perceptual disorders. The exclusion criteria include patients who had a genetic disorder or
92 suffer from mental retardation, a chronic lung disease, sever cardiomyopathy, or a neuromuscular
93 disease that doesn't not related to tumor.

94 Ninety-two children with posterior fossa tumor participated in the study, but only sixty children
95 treated for posterior fossa tumor met the eligibility criteria as illustrated in Figure 1. The study
96 was approved by the institutional review board (IRB) at CCHE 57357 (CCHE-IRB:6/2020)
97 (CHHE-IRB:10/2021). This clinical trial registered on ClinicalTrials.gov (ClinicalTrials.gov
98 Identifier: NCT04528316). Informed consent was obtained from parents of all participants before
99 starting procedures. All patients' information was secured in REDCap Database
100 (<https://Pubmed.ncbi.nlm.gov/18929686>) at CCHE-57357.

101 **2.2. Procedures and measures**

102 This randomized clinical trial includes three parallel groups:

103 **Control group**

104 This group received Pilates core stability exercises program for 60 minutes.¹⁵

105 **Postural stability group**

106 This group received HUMAC balance and tilt program for 30 minutes in addition to the control
107 group's selected program to examine the effect of using HUMAC balance and tilt system. The

108 HUMAC software was designed to work with the mCTSIB (modified clinical test of sensory

109 integration of balance) with eyes open and eyes closed, the centre of pressure (COP), and the
110 limit of stability (LOS).¹⁶

111 **Coordination group**

112 This group was given coordination exercises from BOT-2 with repetitions for 30 minutes in
113 addition to the control group's selected program for 30 minutes to investigate the effect of using
114 coordination exercises.¹⁷

115 **2.3. Sample size**

116 In an analysis of covariance analysis (ANCOVA), a total sample size of 60 is needed for the
117 three arms combined, with equal allocation ratio, to power a minimum post-intervention
118 score mean difference of 5, corresponding to a size of variation in the means of 2.36 for their
119 standard deviation. The common standard deviation within a group is assumed to be 10,
120 alongside a medium R-squared of 0.7 for the baseline mean (the covariate). This gives a beta
121 error rate of 0.186 to detect differences among the means versus the alternative hypothesis of
122 equal means using an F test at 0.05 alpha error rate.¹⁸

123 **2.4. Randomization**

124 Subjects were randomly assigned into three groups of equal number. Randomization was carried
125 out at clinical trials unit-Research Department at CCHE 57357 using block-stratified
126 randomization software (Rand.exe version 6).

127 **2.5. Statistical analysis**

128 The median (IQR) was used to summarize postural stability scores. The semi-parametric
129 cumulative probability (proportional odds) model was used to compare follow up scores of the
130 Balance group vs Control, and Coordination group vs Control, while adjusting for baseline

131 values. All tests were two-sided, with alpha set to 0.05. Multiplicity adjustment was done using
132 the Bonferroni correction method. R version 3.6.1 and IBM SPSS v20 were used.

133 **3. RESULTS**

134 **3.1. Clinical characteristics of study participants**

135 Demographic and clinical characteristics are summarized in Table 1.

136 **3.2. Comparison between groups post treatment**

137 There was significant difference between postural stability and control groups in postural
138 stability and coordination scores. There was no significant difference between coordination and
139 control groups in postural stability scores except for Eyes Open Firm Surface (EOSS), but there
140 was significant difference between them in coordination scores.

141 **3.2.1. Postural stability scores**

142 **Modified clinical test of sensory integration of balance (mCTSIB)**

143 Eyes Open Firm Surface (EOSS) in control group has a median score of 88 (IQR=86 – 88.5), in
144 postural stability group has a median score of 90 (IQR=89 – 90) with adjusted [P-value< 0.0001]
145 and in coordination group has a median score of 85.5 (IQR=85 – 89) with adjusted [P-value =
146 0.019]. Eyes Closed Firm Surface (ECSS) in control group has a median score of 80 (IQR=79.5 –
147 85), in postural stability group has a median score of 87.5 (IQR=85 – 88) with adjusted [P-value
148 = 0.0002] and in coordination group has a median score of 79.5 (IQR=76.5 – 86.5) with adjusted
149 [P-value = 0.92]. Eyes Open Foam Surface (EOFS) in control group has a median score of 68.5
150 (IQR=79 – 90), in postural stability group has a median score of 80 (IQR=77 – 85) with adjusted
151 [P-value < 0.0001] and in coordination group has a median score of 72.5 (IQR=62.5 – 78) with

152 adjusted [P-value = 0.43]. Eyes Closed Foam Surface (ECFS) in control group has a median
153 score of 49 (IQR=35 – 70), in postural stability group has a median score of 71.5 (IQR=67.5 –
154 75) with adjusted [P-value < 0.0001] and in coordination group has a median score of 60
155 (IQR=50 – 68) with adjusted [P-value = 0.16].

156 **Center of pressure (COP)**

157 Center of pressure (COP) in control group has a median score of 85.5 (IQR=85– 89.5), in
158 postural stability group has a median score of 93 (IQR=89 – 95) with adjusted [P-value < 0.0001]
159 and in coordination group has a median score of 90 (IQR=88 – 90) with adjusted [P-value =
160 0.15].

161 **Limits of stability (LOS)**

162 Limits of stability (LOS) in control group has a median score of 36 (IQR=30– 40), in postural
163 stability group has a median score of 51.5 (IQR=44 – 54) with adjusted [P-value< 0.0001] and in
164 coordination group has a median score of 40 (IQR=30.5 – 44) with adjusted [P-value = 0.56].

165 **3.2.2. Coordination scores**

166 **Bilateral coordination**

167 Bilateral coordination in control group has a median score of 18 (IQR=17.5– 19), in postural
168 stability group has a median score of 20 (IQR=19 – 20) with adjusted [P-value = 0.0012] and in
169 coordination group has a median score of 22 (IQR=21 – 22) with adjusted [P-value < 0.0001].

170 **Upper limb coordination**

171 Upper limb coordination in control group has a median score of 25 (IQR=22– 31.5), in postural
172 stability group has a median score of 30 (IQR=29.5 – 32) with adjusted [P-value = 0.005] and in

173 coordination group has a median score of 36 (IQR=35 – 37) with adjusted [P-value < 0.0001].
174 (Table 2, Fig. 2)

175 **4. DISCUSSION**

176 The current study was designed to investigate how physical exercise affected postural stability
177 and coordination in children with posterior fossa tumors. during the maintenance phase of
178 treatment, aiming to create a clear and precise understanding of their impairments. The present
179 study included posterior fossa tumor that constitutes a major classification among brain tumor
180 types. This was supported by **Packer (1999)**¹⁹ who stated that Medulloblastoma is the most
181 common malignant brain tumor in pediatric patients and is a significant cause of cancer
182 morbidity in children.

183 In the current study, choosing the age of children between 5 and 12 years old was in agreement
184 with **Eccles (1999)**²⁰ who reported that child starting to have a good performance like adult
185 between the age of 5 and 12 years. More attention had to be paid to understand the potentially
186 presenting side effects resulting from the administrated treatment or the disease itself, especially
187 postural stability and coordination problems which were one of the least investigated problems
188 among posterior fossa tumor patients.²¹

189 Participation of children with posterior fossa tumor in the rehabilitation program was associated
190 with improved postural stability, coordination, and indirectly affect their overall physical
191 performance of their daily living activities. The current study found improvements in the control
192 group's HUMAC balance and tilt system and BOT-2 scores before and after therapy; that was
193 supported by **Mix et al. (2017)**²² who revealed evidence that completed rehabilitation programs
194 increase mobility function in patients with brain tumors at a rate equivalent to motor function
195 rehabilitation treatment in those with benign neurological disorders. Participation in a

196 rehabilitation process is also linked to improved execution in day-to-day personal activities in
197 patients with brain tumors.

198 Core stability exercises improve abdominal muscle workouts which have been suggested as a
199 way to improve spine stability. Using the clinical Pilates approach improves abdominal muscle
200 activation and increases intra-abdominal pressure, which leads to better functional outcomes and
201 overall general activity.²³

202 Regular exercise, in general, may be useful prior to, during, and after cancer treatment. Exercise
203 improves the performance of body and mind, fatigue can be reduced, which can help with
204 depression and anxiety. Exercise maintains or strengthen physical abilities to complete tasks.
205 Muscle strength, bone health, and range of motion can all be improved. Exercise can help
206 achieve and maintain a healthy weight by boosting your immune system and appetite. It also
207 reduces treatment adverse effects and improve quality of life.²⁴

208 The considerable improvement in the post treatment mean values of the measured variables of
209 the postural stability group was attributed to the influence of postural stability exercises
210 conducted on the HUMAC balance and tilt system. This may be due to the fact that proper
211 balance demands multisystem feedback as well as healthy cerebellar and cognitive functions. The
212 more challenging the work, the more cerebellar control and cognitive ability are assumed to be
213 required.⁹ HUMAC balance and tilt system workouts are statistically proved to improve postural
214 stability, according to the current study. Balance exercises are safe and useful for developing
215 both static and dynamic balance, as well as enhancing motor skills, kinesthetic awareness,
216 proprioception, and core muscles in youngsters, according to research. Finally, it improves the
217 psychological well-being of cancer patients' children.²⁵

218 In order to beat cancer, a patient must not only beat the disease, but also deal with the therapy's
219 side effects.²⁶ In the current study, physical activity appears to have beneficial impacts on
220 numerous elements of the disease, its sequelae, and the therapy's side effects, according to
221 emerging research. For example, weaker muscles can be successfully strengthened, and there
222 have been reports of good benefits on fatigue syndrome, a typical side effect of cancer
223 treatment.²⁷

224 The considerable improvement in the post-treatment mean values of the evaluated variables of
225 the coordination group was attributable to the influence of the Bruininks-Oseretsky Test of Motor
226 Proficiency coordination exercises. This might be due to the fact that coordination training
227 provides a lot of health and well-being benefits for children. It helps them improve their
228 technique and form, as well as their emotions and mental health, and reduces the risk of injury in
229 the future. Coordination exercises can assist in the development of muscle, boost daily energy
230 levels, increase flexibility and agility, improve memory and concentration, and stimulate the
231 release of endorphins (called happy hormones).^{28,29}

232 Somatosensory, visual, and vestibular information, as well as a completely coordinated
233 neuromuscular system from the motor brain to the spinal cord, are all necessary for inducing a
234 coordinated response. The muscles' speed, distance, direction, timing, and precision are all
235 features of coordinated action. They also have comparable synergistic effects (muscle
236 recruitment), easy reversal between opposing muscle groups (the proper contraction and
237 relaxation sequence), and proximal fixation, which can help with distal movement or posture
238 maintenance.³⁰

239 From the obtained results of the current study, it can be concluded that Postural stability and
240 coordination improve physical activity in children with posterior fossa tumors.

241 **CONFLICT OF INTEREST**

242 The authors declare no conflict of interest.

243 **DATA AVAILABILITY STATEMENT**

244 The data that support the findings of this study are available from the corresponding author upon
245 reasonable request.

246 **REFERENCES**

- 247 1. Ramaswamy V, Gardner SL, Karajannis MA. Primary nervous system tumors in infants and
248 children. *Bradley's Neurology in Clinical Practice E-Book*. 8th ed. Philadelphia, PA:
249 Elsevier Health Sciences; 2021 Mar 23 (pp. 1122-1144).
- 250 2. Steliarova-Foucher E, Colombet M, Ries LA, Moreno F, Dolya A, Bray F, Hesseling P, Shin
251 HY, Stiller CA, Bouzbid S, Hamdi-Cherif M. International incidence of childhood cancer,
252 2001–10: a population-based registry study. *The Lancet Oncology*. 2017 Jun 1;18(6):719-31.
- 253 3. Garfunkel LC, Kaczorowski J, Christy C. *Pediatric clinical advisor E-book: instant diagnosis
254 and treatment*. Elsevier Health Sciences; 2007 Jul 5.
- 255 4. Hatten ME, Roussel MF. Development and cancer of the cerebellum. *Trends in
256 neurosciences*. 2011 Mar 1;34(3):134-42.
- 257 5. Blomstrand M, Brodin NP, Munck af Rosenschöld P, Vogelius IR, Sánchez Merino G, Kiil-
258 Berthlesen A, Blomgren K, Lannering B, Bentzen SM, Björk-Eriksson T. Estimated clinical
259 benefit of protecting neurogenesis in the developing brain during radiation therapy for
260 pediatric medulloblastoma. *Neuro-oncology*. 2012 Jul 1;14(7):882-9.
- 261 6. Gajjar A, Chintagumpala M, Ashley D, Kellie S, Kun LE, Merchant TE, Woo S, Wheeler G,
262 Ahern V, Krasin MJ, Fouladi M. Risk-adapted craniospinal radiotherapy followed by high-

- 263 dose chemotherapy and stem-cell rescue in children with newly diagnosed medulloblastoma
264 (St Jude Medulloblastoma-96): long-term results from a prospective, multicentre trial. The
265 lancet oncology. 2006 Oct 1;7(10):813-20.
- 266 7. Eccles JC. The cerebellum as a neuronal machine. Springer Science & Business Media;
267 2013 Apr 17.
- 268 8. Müller C, Rosenbaum D, Krauth KA. Prospective evaluation of postural control and gait in
269 pediatric patients with cancer after a 4-week inpatient rehabilitation program. American
270 journal of physical medicine & rehabilitation. 2017 Sep 1;96(9):646-53.
- 271 9. Kim N, Park Y, Lee BH. Effects of community-based virtual reality treadmill training on
272 balance ability in patients with chronic stroke. Journal of physical therapy science.
273 2015;27(3):655-8.
- 274 10. Toy SL, Senesac C, Trombini A. Postural control and balance training in a pediatric patient
275 status-post medulloblastoma removal. Pediatric Physical Therapy. 2006 Apr 1;18(1):107-8.
- 276 11. Harbourne R, Becker K, Arpin DJ, Wilson TW, Kurz MJ. Improving the motor skill of
277 children with posterior fossa syndrome: a case series. Pediatric Physical Therapy. 2014 Dec
278 1;26(4):462-8.
- 279 12. McNeely ML, Parliament M, Courneya KS, Seikaly H, Jha N, Scrimger R, Hanson J. A pilot
280 study of a randomized controlled trial to evaluate the effects of progressive resistance
281 exercise training on shoulder dysfunction caused by spinal accessory
282 neurapraxia/neurectomy in head and neck cancer survivors. Head & Neck: Journal for the
283 Sciences and Specialties of the Head and Neck. 2004 Jun;26(6):518-30.

- 284 13. Dreneva AA, Skvortsov DV. Postural balance in pediatric posterior fossa tumor survivors:
285 Through impairments to rehabilitation possibilities. *Clinical Biomechanics*. 2020 Jan 1;
286 71:53-8.
- 287 14. Thach WT. A role for the cerebellum in learning movement coordination. *Neurobiology of*
288 *learning and memory*. 1998 Jul 1;70(1-2):177-88.
- 289 15. Park JM, Hyun GS, Jee YS. Effects of Pilates core stability exercises on the balance abilities
290 of archers. *Journal of exercise rehabilitation*. 2016 Dec;12(6):553.
- 291 16. HUMAC Balance (2015). HUMAC Balance by CSMi retrieved from
292 <https://www.HUMAC.com>.
- 293 17. O'Sullivan SB, Schmitz TJ, Fulk G. *Physical rehabilitation*. FA Davis; 2019 Jan 25.
- 294 18. Hsu J. *Multiple comparisons: theory and methods*. CRC Press; 1996 Feb 1.
- 295 19. Packer RJ. Childhood medulloblastoma: progress and future challenges. *Brain and*
296 *Development*. 1999 Mar 1;21(2):75-81.
- 297 20. Eccles JS. The development of children ages 6 to 14. *The future of children*. 1999 Oct 1:30-
298 44.
- 299 21. Varedi M, McKenna R, Lamberg EM. Balance in children with acute lymphoblastic
300 leukemia. *Pediatrics International*. 2017 Mar;59(3):293-302.
- 301 22. Mix JM, Granger CV, LaMonte MJ, Niewczyk P, DiVita MA, Goldstein R, Yates JW,
302 Freudenheim JL. Characterization of cancer patients in inpatient rehabilitation facilities: a
303 retrospective cohort study. *Archives of physical medicine and rehabilitation*. 2017 May
304 1;98(5):971-80.
- 305 23. Motomura Y, Tateuchi H, Komamura T, Yagi Y, Nakao S, Ichihashi N. Effects of trunk lean
306 and foot lift exercises in sitting position on abdominal muscle activity and the contribution

307 rate of transversus abdominis. *European Journal of Applied Physiology*. 2021
308 Jan;121(1):173-81.

309 24. American Society of Clinical Oncology (2019). Exercise During Cancer Treatment.
310 Cancer.net. Last updated April 2019. Accessed from
311 <https://www.cancer.net/survivorship/healthyliving/exercise-during-cancer-treatment> on April
312 13, 2021.

313 25. Zakaria RM, Elkeblawy MM, Abdelmoneim AA, Mogahed HG. Post Chemotherapy
314 Balance Exercises in Children with Acute Lymphoblastic Leukemia. *The Egyptian Journal*
315 *of Hospital Medicine*. 2021 Jan 1;82(3):399-403.

316 26. Kurpiers N, Vogler T, Flohr S. Effects of an intense one-week skiing program on balance
317 abilities in pediatric cancer patients. *Int J Sports Exerc Med*. 2018; 4:105.

318 27. Taskinen MH, Kurimo M, Kanerva J, Hovi L. Physical performance of nontransplanted
319 childhood ALL survivors is comparable to healthy controls. *Journal of pediatric*
320 *hematology/oncology*. 2013 May 1;35(4):276-80.

321 28. Brown GT, Hainline B, Kroshus E, Wilfert M. Mind, body and sport: Understanding and
322 supporting student-athlete mental wellness. Indianapolis, IN: National Collegiate Athletic
323 Association. 2014 Oct.

324 29. Brown T. Structural validity of the Bruininks-Oseretsky test of motor proficiency–second
325 edition brief form (BOT-2-BF). *Research in developmental disabilities*. 2019 Feb 1;85:92-
326 103.

327 30. Schmidt RA, Lee TD, Winstein C, Wulf G, Zelaznik HN. Motor control and learning: A
328 behavioral emphasis. *Human kinetics*; 2018 Oct 30.

329 **Figure legends**

330 **FIGURE 1** Flow diagram illustrating participants entered the study

331 **FIGURE 2** Postural stability and coordination scores

332 **Table legends**

333 **TABLE 1** Demographic and clinical characteristics

334 **TABLE 2** Comparison between groups post treatment

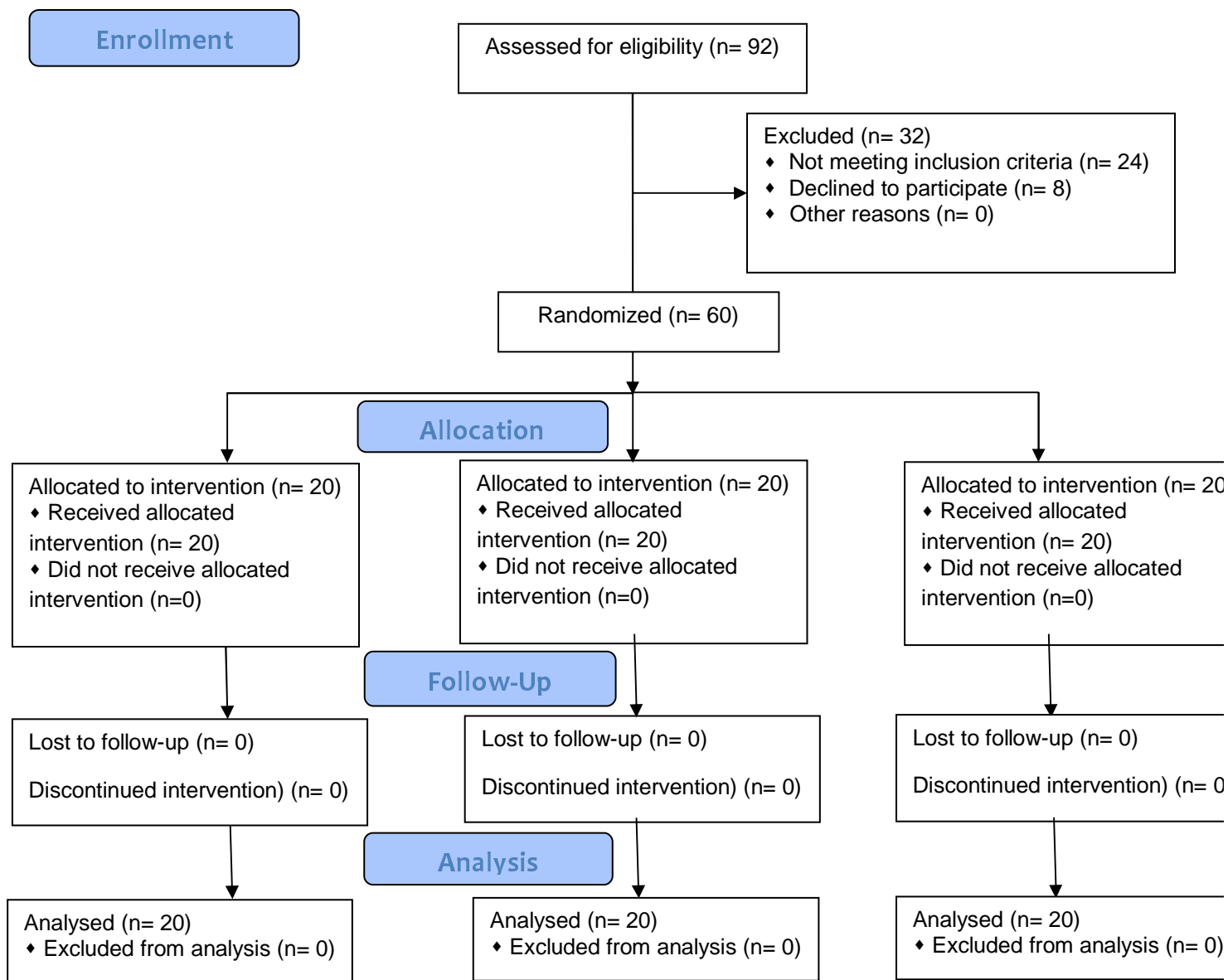
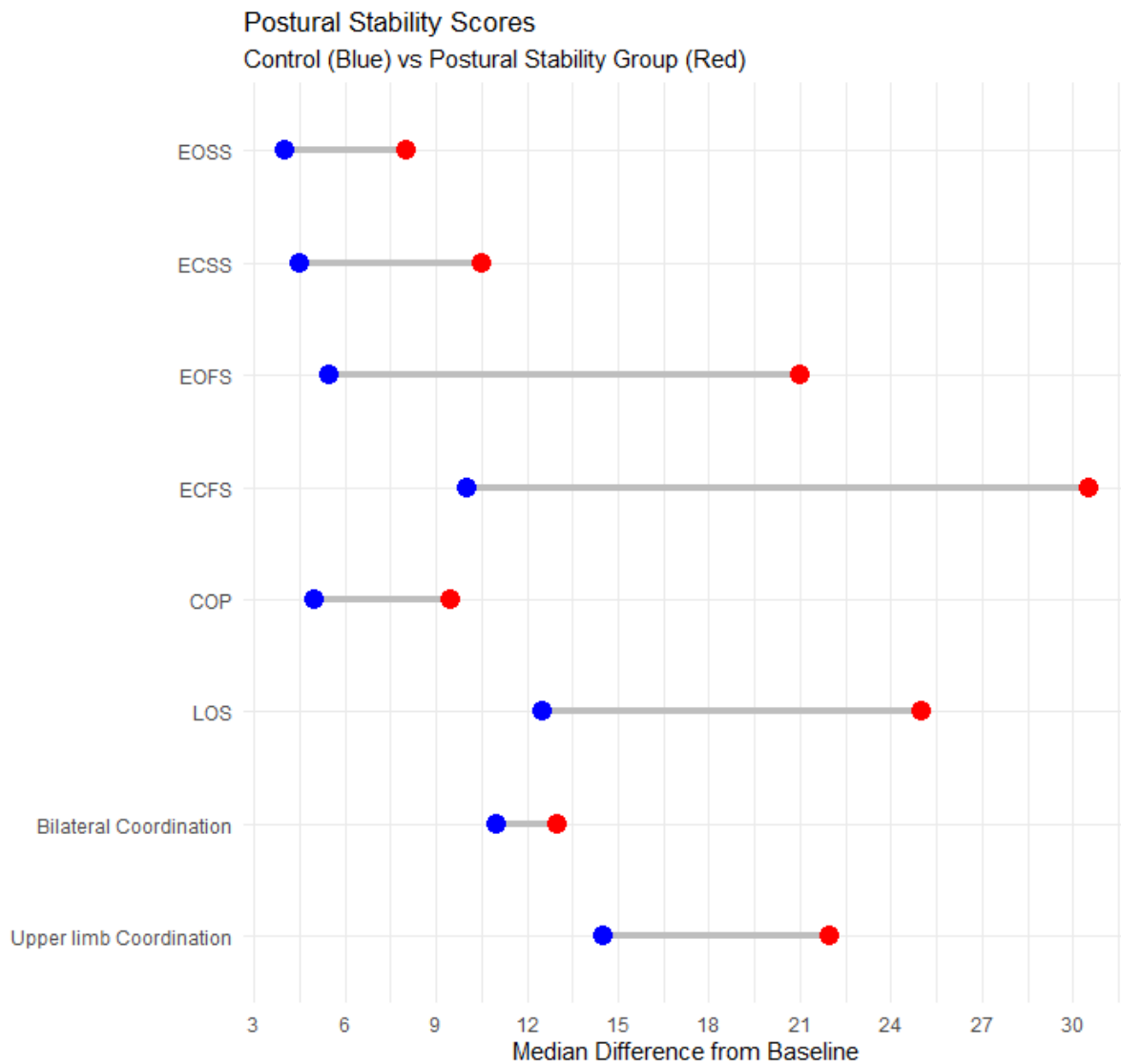


FIGURE 1 Flow diagram illustrating participants entered the study.



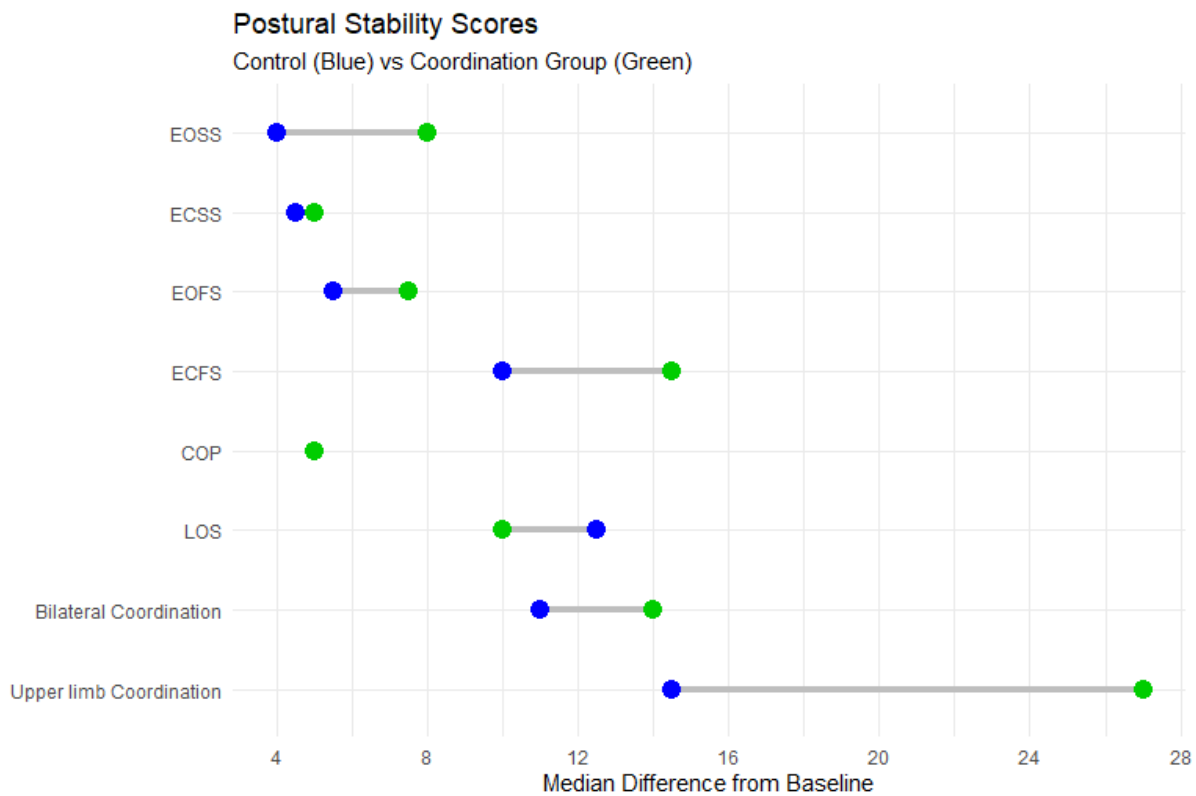


FIGURE 2 Postural stability and coordination scores