

Integrating Isoniazid Preventive Therapy into the Fast-Track HIV Treatment Model in Urban Zambia: A Proof-of-Concept Pilot Project

Mpande Mukumbwa-Mwenechanya^{1*}, Muhau Mubiana¹, Paul Somwe¹, Khozya Zyambo², Maureen Simwenda³, Nancy Zongwe², Estella Kalunkumya¹, Linah Kampilimba Mwango⁴, Miriam Rabkin^{5,6}, Felton Mpesela⁷, Fred Chungu⁸, Felix Mwanza⁹, Peter Preko¹⁰, Carolyn Bolton-Moore^{1,11}, Samuel Bosomprah^{1,12}, Anjali Sharma¹, Khunga Morton², Prisca Kasonde¹³, Lloyd Mulenga², Patrick Lingu², Priscilla Lumano Mulenga²

1. Centre for Infectious Diseases Research in Zambia, Lusaka, Zambia
2. Ministry of Health, Lusaka, Zambia
3. JSI USAID SAFE, Lusaka, Zambia
4. CIHEB Lusaka, Zambia
5. ICAP at Columbia University and Departments of Medicine & Epidemiology, New York, USA
6. Columbia University Mailman School of Public Health, New York, USA
7. Clinton Health Access, Lusaka, Zambia
8. Network of Zambian People Living with HIV, Lusaka Zambia
9. Treatment Advocacy and Literacy Campaign, Lusaka, Zambia
10. ICAP at Columbia University, Mbabane, Eswatini
11. University of Alabama at Birmingham, Birmingham, United States
12. Department of Biostatistics, School of Public Health, University of Ghana, Accra
13. ICAP at Columbia University, Lusaka, Zambia

Corresponding Author

Mpande Mukumbwa-Mwenechanya B.Pharm, MclinPharm, MSc Epidemiology
Centre for Infectious Disease Research in Zambia

Plot 34620 Mass Media, Lusaka, Zambia 10101

+260966953010

E-mail addresses of authors:

MMM: Mpande.Mwenechanya@cidrz.org

MM: Muhau.Mubiana@cidrz.org

PS: Paul.Somwe@cidrz.org

KZ: khozyazyambo@gmail.com

MS: maureen_simwenda@jsh-z.com

NZ: nancyzyongwe@gmail.com

EK: Estella.Kalumkumya@cidrz.org

LKM: lkmwango@cihebzambia.org

MR: mr84@cumc.columbia.edu

FM: fmpasela@clintonhealthaccess.org

FC: fred.chungu@gmail.com

FM: felimwa@yahoo.com

PP: pp2332@cumc.columbia.edu

CMB: Carolyn.Bolton@cidrz.org

SB: Samuel.Bosomprah@cidrz.org

AS: Anjali.Sharma@cidrz.org

KM: mortonkhunga@yahoo.com

PK: pk2587@cumc.columbia.edu

LBM: lbulenga@yahoo.com

PL: lungupatrick99@gmail.com

PLM: priscillalloyd2@icloud.com

Keywords: Integration, Isoniazid Preventive Therapy, HIV, Differentiated Service Delivery, Fast Track, Zambia

Word count:

Abstract:349/350

Main text: 3492/3500

1 **Abstract**

2 **Introduction:** Most people living with HIV (PLHIV) who are established on treatment in
3 Zambia receive multi-month prescribing and dispensing (MMSD) of antiretroviral therapy
4 (ART) and are enrolled in less-intensive differentiated service delivery (DSD) models, such as
5 Fast Track (FT), in which clients pick up ART every 3-6 months and make clinical visits to
6 health facilities every 6 months. In 2019, Zambia introduced Isoniazid Preventive Therapy (IPT)
7 with scheduled visits at 2 weeks and 1, 3, and 6 months. The asynchronous IPT and HIV
8 appointment schedules were inconvenient and not client centered. In response, we piloted
9 integrated MMSD/IPT in the FT HIV treatment model.

10 **Methods:** We implemented and evaluated a proof-of-concept pilot project at one purposively
11 selected high-volume facility in Lusaka, Zambia between July 2019 and May 2020. We
12 sensitized stakeholders, adapted training materials and standard operating procedures, and
13 screened adults in FT for TB as per national guidelines. Participants received structured TB/IPT
14 education, a 6-month supply of isoniazid and ART, an aligned 6th month IPT/MMSD clinic
15 appointment, and phone appointments at 2 weeks and months 1- 5 following IPT initiation. We
16 used descriptive statistics to characterize IPT completion rates, phone appointment keeping, side
17 effect frequency and Fisher's exact test to determine if these varied by participant characteristics.
18 Notes from monthly meetings and discussions were used to synthesize key lessons learned.

19 **Results:** 1,167 clients were screened for eligibility and 818 (70.1%) were enrolled. Two thirds
20 (66%) were female, median age was 42 years, and 56.6% had been on ART for ≥ 5 years. 738
21 (90.2%) completed a 6-month course of IPT and 66 (8.1%) reported IPT-related side effects. 539
22 clients (65.9%) attended all 7 telephone appointments. There were no significant differences in
23 these outcomes by age, sex, or time on ART. Lessons learnt include the value of promoting

24 project ownership, client empowerment, securing supply chain, adapting existing processes, and
25 cultivating a collaborative structured learning environment.

26 **Conclusions:** Integrating multi-month dispensing and telephone follow up of IPT into the FT
27 HIV treatment model is a promising approach to scaling-up TB preventive treatment among
28 PLHIV, although limited by barriers to consistent phone access.

29 **Word Count: 349 words**

30 **Introduction**

31 Globally, tuberculosis (TB) is the direct cause of one-third of all human immunodeficiency virus
32 (HIV) related deaths and the leading cause of death among people living with HIV (PLHIV).¹

33 PLHIV account for approximately 10% of the 10 million annual new TB cases and on average,
34 have about 21-fold (CI: 16–27) higher risk of developing TB than HIV-negative persons.²⁻⁵

35 Zambia has one of the highest TB burdens in sub-Saharan Africa (SSA) and is ranked among the
36 top 30 TB control priority countries by the World Health Organization (WHO).¹ In 2021, the
37 estimated 59,000 new cases of TB in Zambia contributed to approximately 14,800 deaths among
38 Zambians, of which 9,100 (62%) occurred among PLHIV.^{2,3}

39 The WHO Global End TB strategy recommends provision of TB preventive treatment (TPT) for
40 PLHIV with the aim of eliminating TB by 2030. Whilst a priority and cost-effective, TPT
41 coverage and uptake has been low among PLHIV³ and current TPT coverage remains well under
42 WHO's 2025 coverage target ($\geq 90\%$).⁶⁻¹⁰ Commonly cited barriers for low uptake and coverage
43 include stock-outs, perceived fears of poor adherence and isoniazid (INH) resistance, inability to
44 prevent and monitor adverse events, a lack of local or national commitment, and perceived
45 difficulty of ruling out active TB.¹¹⁻¹³

46 In 2019, the Zambian Ministry of Health (MoH) adopted the WHO-recommended TPT strategy.²
47 The MoH TPT guidance provided for Isoniazid Preventive Therapy (IPT) dispensed at 2 weeks
48 and 1, 3 and 5 months for PLHIV established on treatment, defined as non-pregnant adults on
49 ART for greater than 6 months, with VL less than 1000 copies/mL, and without opportunistic
50 infections or active TB. This same population was eligible to enroll in Differentiated Service
51 Delivery (DSD)¹⁴ for HIV treatment, enabled by multi-month (3-6 months) scripting and
52 dispensation (MMSD) of ART, shown to improve retention and viral suppression.¹⁵

53 One of the DSD models utilizing MMSD in Zambia is the Fast-Track (FT) model, an individual
54 facility-based model in which clients visit health facilities every three months, alternating
55 expedited medication pick up visits and clinical visits (Figure 1).¹⁴ As of June 2021, 13% of
56 people on ART in Zambia had enrolled in FT.¹⁵ Although integration of IPT into this model is an
57 important part of TPT scale up, the asynchronous appointment schedules for ART and IPT
58 threatened DSD's "client centered" approach and retention in HIV-TB care.

59 **Figure 1: The Fast -Track HIV Treatment Mode**

Fast Track Eligibility Criteria	Fast Track Processes
<ul style="list-style-type: none">• Age > 18 years• On ART > 12 months• Viral load < 1,000 copies/mL• No acute illness• No complex comorbidities, opportunistic infections or active TB	<ul style="list-style-type: none">• Health facility visits every 3 months for accelerated pharmacy pick up and adherence counseling• Health facility visits every 6 months for full clinical visits + pharmacy visit + adherence counseling

60
61 Integrating multi-month dispensing of IPT into a rapidly growing DSD model for HIV care
62 offers a promising public health strategy to improve TPT uptake and prevention of TB among
63 PLHIV.¹⁶ DSD models with longer refill intervals have demonstrated high rates of long-term
64 retention where 90% remained in care at four years compared to less than 70% in traditional
65 facility-based HIV programs with monthly visits.¹⁷⁻²⁰

66 While case findings from SSA countries have shown that integration of MMSD TPT into DSD
67 models is feasible, the IPT refills were limited to a maximum of three months with minimal
68 evidence of adherence support and side effect monitoring at shorter intervals via phone.^{14,21}
69 Furthermore, the use of mobile phones for continuous PLHIV monitoring and adherence support
70 and provision of 6MMSD TPT is silent in framework documents for programmatic
71 considerations of TPT implementation in DSD models.²¹ In response, we designed a proof-of-
72 concept pilot project that integrated MMSD and IPT services in the FT DSD model by
73 synchronizing long refills of IPT (6 months MMSD) and visit schedules and utilized phone calls
74 to provide adherence support and side effect monitoring. The approach was piloted at a single
75 health facility, given limited resources and the desire to start small and learn from experience.
76 Objectives included documenting the inputs, processes and enabling factors and challenges
77 involved in launching this new approach to TPT delivery, as well as client uptake, completion of
78 phone check-ins, and self-reported TPT completion rates and side effects. We did not attempt to
79 compare TPT outcomes vs. standard of care or to assess generalizability.

80 **Methods**

81 *Study site*

82 We purposively selected a high-volume HIV clinic serving more than 10,000 PLHIV active on
83 ART (including 5,000 enrolled in FT) located within an urban primary level health center in
84 Lusaka. We believed this site to be relatively common in our country (even if not typical) to
85 quickly learn and generate valuable lessons that could contribute to the dialogue about
86 integration of TPT into DSD models.

87 ***Study design and participants***

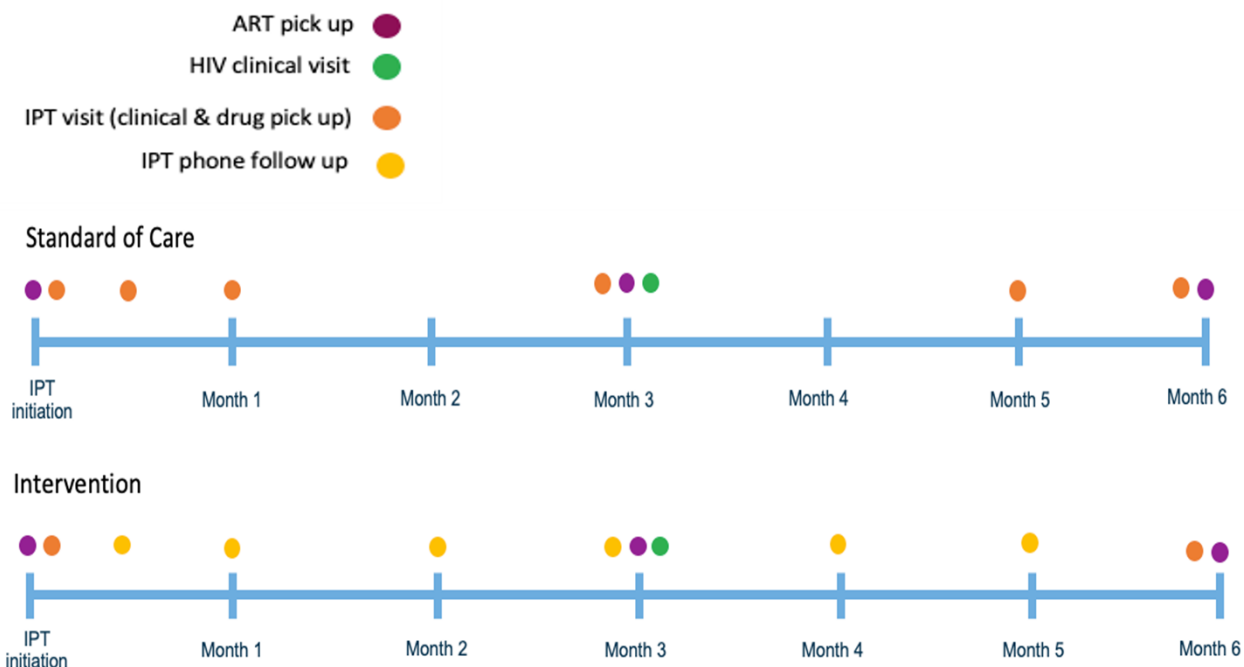
88 The pilot was implemented in three phases: preparatory, enrollment, and intervention phase
89 (Figure 2). Inclusion criteria included age over 18 years, being established on ART as per
90 national guidelines, enrolled in FT, having access to a functioning phone, and willing to
91 participate. Exclusion criteria included recent or current IPT use, recent or current TB treatment,
92 current TB symptoms, and pregnancy. All clients that came to the facility during the one-month
93 enrollment period (September 2019 – October 2019) were eligible to enroll.

94 **Figure 2: Project Implementation Timeline**



95
96 We piloted the intervention, consisting of an adjusted IPT visit schedule; baseline education and
97 counselling; dispensing a 6 month-supply of both IPT and ART; phone check-ins at 2 weeks and
98 then monthly for 5 months; and a synchronized in-person follow-up visit for HIV and IPT care at
99 6 months (Figure 3).

100 **Figure 3: Standard of Care vs. Intervention**



101

102 *Study procedures*

103 Before protocol development, the pilot team carefully documented FT model processes and
104 reviewed the existing supply chain and infrastructure. This information was used to design the
105 intervention model (Figure 3) and to identify the appropriate facility staff to provide screening,
106 counselling, enrolment, IPT initiation and follow-up services.

107 Cognizant that a strong supply chain system that ensures availability of both INH and Pyridoxine
108 (Vitamin B6) was pivotal for project success,²² the project team engaged the NTP Pharmacist
109 and health facility Pharmacist to secure a constant supply of commodities. The project team
110 developed, and adapted training materials, standard operating procedures (SOPs) and data
111 collection tools and conducted stakeholder sensitization with Civil Society Organizations
112 (CSOs), healthcare workers (HCWs) and PLHIV to ensure initial and ongoing success of IPT
113 incorporation into FT. Conducted in-person didactic training reorientated health centre staff to

114 standardized screening for IPT eligibility and management of patients on IPT including symptom
115 screening and counselling. In addition, community health workers (CHWs) were trained on
116 conducting structured phone follow-ups and provide referral for clinical consultations.

117 During the month-long enrolment phase (September 2019 - October 2019), HCWs routinely
118 screened adults in FT for pilot project eligibility. Eligible clients were invited to enroll in the
119 integrated IPT/ART model; participants then received structured health education messages on
120 the importance and benefits of IPT as well as identification, reporting and management of TB
121 symptoms/expected side effects. Enrollees received 6 months dispensation of INH (300mg),
122 pyridoxine (Vitamin B6) and their current ART regimen, and an appointment to return in 6
123 months.

124 During the intervention phase, CHW conducted phone follow-ups at 2 weeks, 4 weeks, and then
125 once monthly for 5 months. Structured checklist and script was utilized to assess IPT adherence
126 and any related side-effects and concerns/experiences (see Additional file, Section one). When
127 participants were not available by phone after two failed attempts on two separate days, the
128 CHWs followed up with physical visits to their homes using the address provided by the clients
129 at enrollment. The study team shared these data at monthly meetings with all DSD staff at the
130 facility to review progress, identify challenges, and to facilitate the use of quality improvement
131 methods to develop and test adjustments as needed. Notes from these meetings and discussions
132 were used to synthesize key lessons learned, we classified the success as enabling factors and
133 challenges as hindering factors of implementing this approach. The implementers, facility-based
134 clinicians and community health workers assessed the tools and processes to be effective and
135 relatively efficient.

136 ***Data Collection and Management.***

137 All participants were monitored for possible IPT related side effects, phone and in-person
138 appointment keeping, and IPT adherence and completion. Existing data collection systems and
139 tools such as the electronic medical records (EMR) and ART registers were adapted to capture
140 and record project data from month 3-9 of implementation (September 2019-April 2020) (Figure
141 2). In May 2020, pilot staff trained in research ethics and participant confidentiality extracted
142 participant demographics, reported IPT-related side effects, appointment keeping and IPT
143 completion from the EMR. Data was checked for completeness, cleaned, and stored in a secured
144 and password-protected PostgreSQL database for analysis. We de-identified the data and only
145 included fields necessary for analysis.

146 ***Data Analysis***

147 The primary outcome was self-reported IPT completion defined as completing the dispensed 6-
148 month course of IPT. Secondary outcomes were reported side effects likely associated with IPT
149 (burning sensation in fingers and toes; itchy skin, yellow eyes, tongue and palms; joint pains;
150 nausea; vomiting; stomach pains and fever) and the percentage of scheduled phone appointments
151 completed. We used descriptive statistics including frequencies and proportions to describe
152 participant characteristics such as age, gender, time on ART and outcome variables. Fisher's
153 exact test was used to determine if participant demographics were statistically associated with
154 primary and secondary outcomes.

155 ***Ethical Consideration***

156 The University of Zambia Biomedical Research Ethics Committee (UNZABREC) approved, and
157 the National Health Research Authority (NHRA) gave authority to conduct the pilot. Since this

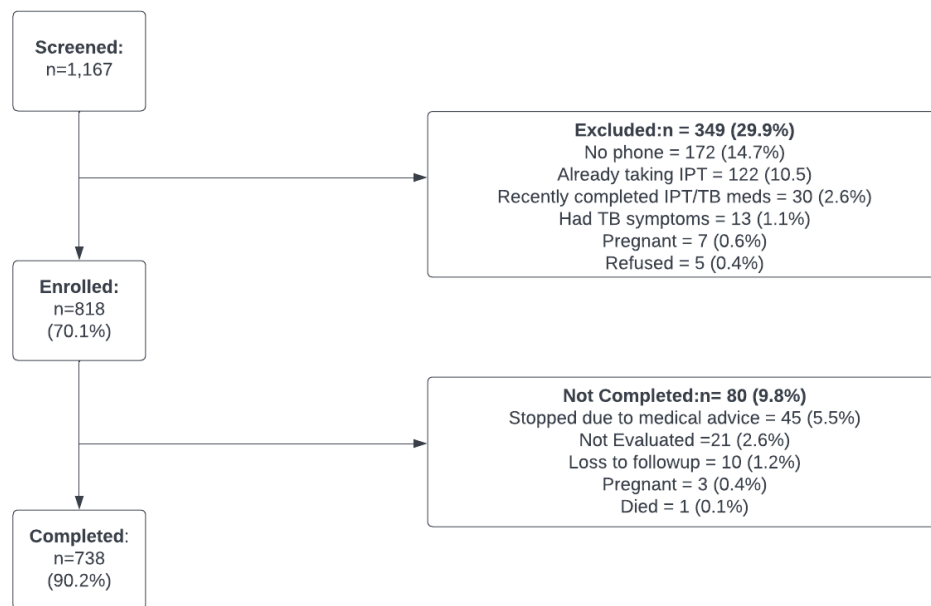
158 evaluation was implemented within routine ART program, signed informed consent was not a
159 requirement for participation.

160 Results

161 *Participant Characteristics*

162 A total of 1167 PLHIV were screened, of whom 818 (70.1%) were eligible and enrolled within
163 the 30-day period. Of the 349 (29.9%) excluded, 172 (14.7%) had no phone; 122 (10.5%) were
164 already on IPT; 30 (2.6%) had recently completed IPT/TB treatment; 13 (1.1%) had TB
165 symptoms; 7 (0.6%) were pregnant; and 5 (0.4%) declined to participate in the pilot (Figure 4).
166 The 818 participants had median age of 42 years (IQR=35, 49), and 540 (66%) were females.
167 Over half (56.6%) of the participants were on ART for at least 5 years (Table 1).

168 **Figure 4: Enrollment Flow Chart**



169

170

171

172 **Table 1: Baseline characteristics and outcomes of enrolled participants**

Characteristics	Number of participants (% of Total)	Number (%) completed treatment	P-value	Number (%) Kept All Appointments	P-value	Number (%) Experienced Side Effects	p-value
Age (years): median (IQR)	42, (35-49)	42 (35-49)		42 (35-49)		44.5 (38-49)	
<30	89 (10.9%)	77 (88.5%)	0.22	60 (67.4%)	0.91	2 (2.3%)	0.2
30-39	270 (33%)	242 (89.6%)		174 (64.4%)		18(6.7%)	
40-49	286 (35%)	263 (91.0%)		192 (67.1%)		30 (10.5%)	
50+	173 (21.15%)	156 (90.2%)		113(65.3%)		16 (9.25%%)	
Sex			0.73		0.81		0.5
Female	540 (66%)	484 (89.6%)		354 (65.6%)		167(31.0%)	
Male	278 (34%)	254 (91.4%)		185 (66.6%)		86 (31.0%)	
ART Duration (years)			0.20		0.5		0.5
1-2	61 (7.5%)	52 (85.3%)		37 (60.1%)		3(5%)	
3-5	153 (18.7%)	139 (90.9%)		106 (69.3%)		10(6.6%)	
5+ years	463 (56.6%)	418 (90.3%)		299 (64.6%)		37 (8%)	
Missing	141 (17.2%)	129 (91.5%)		97 (68.8%)			
Total	818 (100%)	738 (90.2%)		539 (65.9%)		66(8.1%)	

173

174 ***IPT completion***

175 Of the 818 enrolled participants, 738 (90.2%) reported completing the full 6-month course of

176 IPT; there were no significant differences in completion rate by age, sex, or duration on ART

177 (Table 1). Of the 80 (9.8%) of participants who did not complete the full course of IPT, 45

178 (5.5%) initiated IPT and then stopped due to medical advice as they experienced side effects, 21

179 (2.6%) were not evaluated, 10 (1.2%) were lost to follow-up and 3(0.4%) became pregnant

180 (Figure 4). One participant died in week 1 of the study but had not initiated IPT according to
181 their family.

182 *Keeping scheduled appointments*

183 Five hundred and thirty-nine (65.9%) participants kept all seven phone appointments; there were
184 no significant differences in completion rate by age, sex, or duration on ART (Table 1).

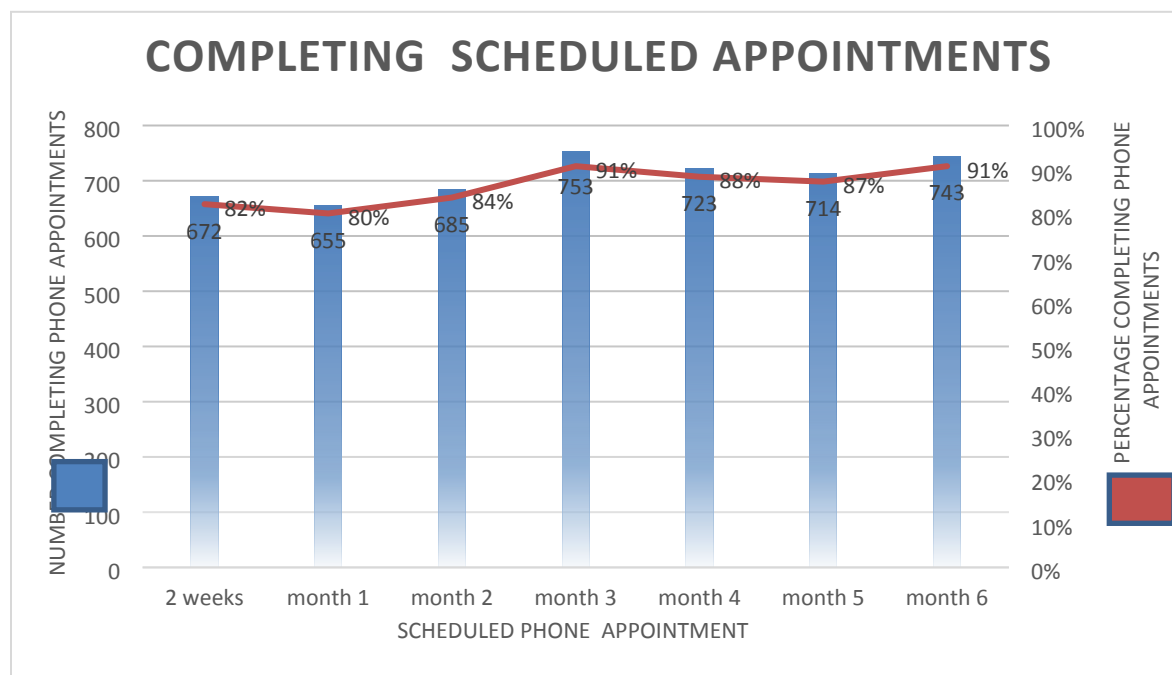
185 Appointment keeping was lower in the first three months of IPT initiation. (Figure 5).

186 Approximately 20% of participants did not keep their phone appointments at weeks 2, 4 and 8.

187 Following two failed phone calls on two separate days a physical visit was then conducted, on

188 average, 75% of these were reached physically and of these 95% reported adherence with IPT.

189 **Figure 5: Completion of Phone Visits by Month**



190

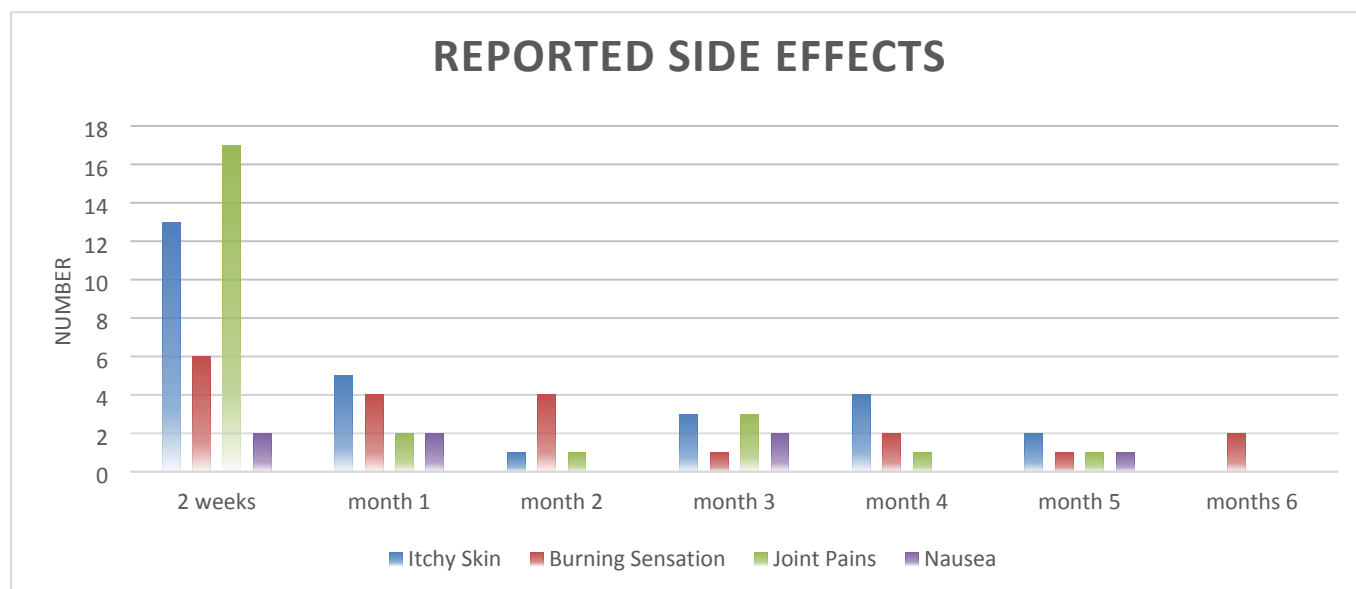
191

192

193 **Reported Side Effects**

194 Sixty-six participants (8.1%) reported side effects; there were no significant differences by age,
195 sex, or duration on ART (Table 1). Reports of side effects were more frequent in the early weeks
196 of IPT (Figure 6). Whilst none of the side effects were classified as serious adverse event
197 according to Zambia Medicines Regulatory Authority (ZAMRA) definition,²² forty-five (5.5%)
198 of participants were advised by their healthcare workers to discontinue IPT for fear of side
199 effects worsening during IPT administration. (Figure 4).

200 **Figure 6: Reported Side Effects**



201

202

203 **Lessons learned: Successes**

204 **Effectively adapting existing processes and clinical tools**

205 Adapting existing process and clinical tools ensured identification of the appropriate facility staff
206 to provide screening, counselling, enrolment, IPT initiation and follow-up services. Additionally,

207 it harmonised the tools (screening tools, clinical records and SOPs) thus minimized burden on
208 facility staff and ensured that the intervention was not viewed as an additional responsibility.

209 **Demand Creation and Client Empowerment**

210 CHWs reported that the strategy of utilizing structured (1) educational messages and
211 (2) checklist and script empowered them to generate demand for the intervention, to allay
212 participants' concerns and consequently empowered participants to monitor and take charge of
213 their health.

214 **Cultivating a collaborative structured learning environment**

215 The monthly meetings at the facility cultivated an iterative and collaborative learning
216 environment that promoted and provided a platform for initial and ongoing success of integrating
217 IPT into FT models.

218 **Promoting ownership**

219 The HCWs showed absolute involvement and support for this pilot project, which enabled the
220 implementation of this new approach.

221 **Ensuring commodity security**

222 Securing the supply chain system ensured constant availability of both INH and Pyridoxine
223 (Vitamin B6).

224 ***Lessons learned: Challenge***

225 **Phone usage**

226 The intervention model included 7 phone check-ins over the 6-month intervention, meaning that
227 access to phones was critical for pilot implementation and effectiveness. Although access to a
228 phone was an eligibility criterion, approximately 20% of participants did not keep their
229 appointments in week 2, months 1 and 2 as phones were either switched off or went unanswered
230 despite repeated attempts. For those not reached by phone, CHWs conducted in-person follow
231 ups to ascertain IPT adherence, about 75% were reached physically of whom 95% reported
232 taking IPT as prescribed. During the in-person follow-ups, CHWs emphasized the importance of
233 the phone follow-ups this improved phone usage in subsequent months (Figure 5).

234 **Discussion**

235 This pilot represents one of the first examples of integrating long refills of TPT (6MMSD) into a
236 facility-based DSD model with utilization of phone calls at shorter intervals for continuous
237 education, close monitoring and adherence support. We found that integration of TPT uptake
238 amongst participants was considerably higher than the national average, and self-reported TPT
239 completion rates were similar to those found nationwide. Our project builds on examples from
240 case studies findings conducted in South Africa and the Democratic Republic of Congo that
241 indicated integration of TPT into DSD models could be successfully adopted as a TB screening
242 strategy and that longer refills of TPT were feasible.^{14,21} Additionally, findings of high IPT
243 completion rates and low reports of IPT side effects from this pilot are consistent with early
244 findings from the implementation of IPT in DSD models in rural Uganda.²⁴

245 In this pilot project we found that 90.2% of the participants who accepted this innovation
246 completed their IPT, similar to Zambia's reported national completion rate of (90%).²⁵ Although
247 design of this study did not include control or comparison groups, this high completion rate is

248 encouraging and may have been due to the combination of program efficiency and access to
249 ongoing phone-based counselling and support, which we believe is an innovative strategy of
250 facilitating social support. Studies by Grimsrud *et al.* and Nachenga *et al.* underscore the
251 significant contribution of social support in promoting IPT completion in community-based HIV
252 DSD models.^{26,27} Further observations made by authors from South Africa and Uganda, where
253 higher ITP completion rates were reported in clients exposed to enhanced social support in both
254 DSD community-based models and standard of care.^{21,24, 28} Whilst our pilot integrated IPT in a
255 facility-based model, we believe that the continuous social support provided via phone promoted
256 treatment completion.

257 Furthermore, high completion rates seen in our pilot are concordant with evidence from a quality
258 improvement collaborative in Uganda that showed 89% completion rates and two studies
259 conducted in Swaziland and Uganda that showed improvement of TPT completion in models
260 that integrated TB and HIV services.^{21,28,30} In Swaziland , IPT completion rates in facility based
261 (FB) models and community based (CB) models was reported at 89% and 91% respectively.
262 Both models utilized trained HCWs to provide support and counselling.²⁸ Similarly, the
263 Ugandan cross-sectional study showed a higher completion rate in people in DSD models (72%)
264 than in routine care (53%). Results from this study suggested that the DSD models allowed for
265 stronger HCW- client relationship, education, communication and empowerment.²¹

266 Uptake and coverage of IPT amongst PLHIV in Zambia ranges from 18% to 49% while in this
267 pilot 70.1% of all enrolled participants accepted the intervention.^{4,31} We hypothesize that the
268 person-centered and convenient model being piloted led to higher than usual 70.1% uptake rate.
269 DSD models that extended clinic visits have shown similar uptake success in HIV programs³²⁻³⁴
270 thus, supporting clients preference for extended integrated visits.

271 Given the push to leverage DSD models to scale up TPT for PLHIV, it was important to evaluate
272 TPT in routine care, particularly in relation to side effects and treatment completion.³⁷ Collecting
273 and evaluating side effects data will capacitate the HCWs to reasonably inform patients
274 regarding the benefits versus risks of TPT. ³⁵HCWs have often conveyed fears of IPT medication
275 toxicity due to concomitant use with ART. ^{36,37} Our evaluation data showed that at 6 months of
276 IPT initiation only about 8.1% of the participants experienced side effects thus suggesting the
277 fears to be unfounded. These findings are corroborated by the 2019 Centre for Global Health
278 Division TPT myth and fact, which concluded that risk of adverse events in patients on TPT was
279 low, with <10% side effects recorded from various studies.³⁷ Additionally the national QI
280 collaborative in Uganda similarly reported that <10% of the study participants experienced INH
281 adverse events.³⁰

282 This proof-of-concept pilot shows the importance of utilizing existing processes, establishing
283 HCWs project ownership, promoting client empowerment and fostering iterative and
284 collaborative learning environment all of which were pivotal to the success. A 2019 debate of
285 lessons learnt during IPT implementation in Zambia closely linked programmatic issues such as
286 HCWs capacity to manage patients, limited demand for TPT services, drug stock outs and
287 patient IPT knowledge to the IPT completion and scale up.²² A week supply chain is a
288 significant hinderance to treatment completion and TPT scale up.^{26,27} In the prospective cohort
289 of improving IPT delivery in DSD models in Swaziland, erratic IPT supply was one of the
290 reasons for non-completion of TPT.²⁹ Therefore, securing the supply chain was useful for
291 implementation and maintenance of this pilot.

292 Strengths of this program evaluation include the innovative pilot design that does not only reduce
293 the burden of patients frequenting the health facility, but moreover promotes MoH

294 recommendation of minimizing PLHIV side effects risks by ensuring exhaustive education of the
295 patients and close monitoring. ²Additionally provision of IPT long refills and utilization of phone
296 calls in between clinic visits is an intervention we believe may be leveraged to support uptake
297 and completion of other TPT regimens such as Isoniazid plus Rifampicin (3HP) and Isoniazid
298 plus Rifampicin (3HR) in Zambia.² Another strength of this pilot was the documentation of the
299 implementation process. Limitations include those typically associated with a single-site proof-
300 of-concept project of this kind: the absence of a control or comparison group other than historical
301 experience with IPT in Zambia, lack of TB infection outcomes reliance on self-report to assess
302 IPT completion, and the purposive selection of one urban health facility and the exclusion of
303 PLHIV without phones, all of which limit the strength and generalizability of our results. The
304 description of lessons learnt draw on the experiences of the project team, and while we believe it
305 is important to share these experiences, we also recognize the subjective nature of the successes
306 and challenges reported. Nonetheless, we are confident that the results of this pilot project will
307 contribute to the growing body of literature on the importance of integrating TPT and other
308 health services into DSD models for people with HIV .³⁸

309 **Conclusions**

310 This pilot demonstrated that an integrated MMSD/IPT model involving synchronized IPT and
311 HIV clinical visits, dispensing 6 months of IPT and ART, and delivering adherence counseling
312 and follow up via phone was associated with excellent IPT uptake and completion rates. This
313 promising public health strategy is worth further study and may improve coverage and
314 completion of TPT amongst PLHIV, especially in countries that have taken DSD to scale and in
315 which mobile phone penetration is high. Fostering project ownership, empowering clients,
316 building health care worker capacity, collaboration with key stakeholders, mobilizing human

317 resources and attending to supply chain security, were essential to successful pilot
318 implementation.

319 **Word limit: 3492 words**

320

322

323 **Competing interests**

324 None of the authors have conflicts to declare

325 **Authors' contributions**

326 MMM: Lead author, project design, data analysis and wrote the first draft

327 MM: Author, field coordination and data collection

328 PS: Conducted data analysis

329 KZ: Assisted with project conceptualization , project design and manuscript writing

330 MS: Assisted with and project design

331 NZ: Assisted with and project design

332 EK: Assisted with data collection and pilot implementation

333 LKM: Assisted with project conceptualization and design

334 MR: Assisted with manuscript development and writing

335 FM: Assisted with project conceptualization and design

336 FM: Assisted with project conceptualization and design

337 FC: Assisted with project conceptualization and design

338 FM: Assisted with project conceptualization ,design and implementation

339 PP: Assisted with project conceptualization and design

340 CBM: Advised with the implementation process

341 SB: Lead advisor on program evaluation and data analysis

342 AS: Assisted with manuscript writing

343 KM: Assisted with project conceptualization ,design and implementation

344 PK: Pilot conceptualization

345 LM: Technical guidance and pilot conceptualization

346 PL: Technical guidance and pilot conceptualization

347 PM: Assisted with project conceptualization ,design and writing

348 **Acknowledgements**

349 We are indebted to the Government of the Republic of Zambia, through the Ministry of Health,
350 for their valuable guidance and support during implementation . We would like to thank the DSD
351 Task Force and the TB National Program for leading the conceptualization and providing
352 meaningful guidance throughout. We are grateful to ICAP at Columbia University and the CQUIN
353 Learning Network for this great initiative that culminated into novel findings. Lastly, we thank
354 and salute the participants and health care workers for their efforts and contributions to the larger
355 vision of achieving epidemic control.

356 **Copyright:**

357 This is an open access article distributed under the terms of the [Creative Commons Attribution](#)
358 [License](#), which permits unrestricted use, distribution, and reproduction in any medium, provided
359 the original author and source are credited.

360 **Data Availability:**

361 The Government of Zambia allows data sharing when applicable local conditions are satisfied. In
362 this case, the data from the study will be made available to any interested researchers upon request.
363 The CIDRZ Ethics and Compliance Committee is responsible for approving such request. To
364 request data access, one must write to the Committee chair/Chief Scientific Officer, Dr. Roma
365 Chilengi, (Roma.Chilengi@cidrz.org) or the Secretary to the Committee/Head of Research

366 Operations, Ms. Hope Mwanyungwi (Hope.Mwanyungwi@cidrz.org) mentioning the intended
367 use for the data. The Committee will then facilitate review and authorization to release the data as
368 requested. Data requests must include contact information, a research project title, and a
369 description of the intended use.

370 **Funding:**

371 This work was supported in part, by the Bill & Melinda Gates Foundation [grant number
372 OPP1152764]. Under the grant conditions of the Foundation, a Creative Commons Attribution 4.0
373 Generic License has already been assigned to the Author Accepted Manuscript version that might
374 arise from this submission.

375 **References**

- 376 1. WHO 2021 World Health Organization. The End TB Strategy. World Health
377 Organization, Geneva; 2021. [https://www.who.int/teams/global-tuberculosis-](https://www.who.int/teams/global-tuberculosis-programme/the-end-tb-strategy)
378 [programme/the-end-tb-strategy](https://www.who.int/teams/global-tuberculosis-programme/the-end-tb-strategy)
- 379 2. 2019, Ministry of Health - National Tuberculosis Program Tuberculosis Preventive
380 Treatment Guidelines
- 381 3. World Health Organization. Global Tuberculosis Report 2018. World Health
382 Organization, Geneva; 2018. <https://apps.who.int/iris/handle/10665/274453>
- 383 4. Gupta A, Lawn SD, et al. Tuberculosis incidence rates during 8 years of follow-up of an
384 antiretroviral treatment cohort in South Africa: comparison with rates in the community.
385 PLoS ONE 2012; 7: e34156.
- 386 5. Lawn SD, Harries AD, Williams BG, et al. Antiretroviral therapy and the control of
387 HIV-associated tuberculosis. Will ART do it? [Unresolved issues]. Int J Tuberc Lung
388 Dis 2011; 15: 571–81

- 389 6. World Health Organization, 2015. A Guide to Monitoring and Evaluation for
390 Collaborative TB/HIV Activities; 2015 Revision. Geneva, Switzerland: WHO;
391 2015. [http://www.who.int/tb/publications/monitoring-evaluation-collaborative-tb-](http://www.who.int/tb/publications/monitoring-evaluation-collaborative-tb-hiv/en/)
392 [hiv/en/](http://www.who.int/tb/publications/monitoring-evaluation-collaborative-tb-hiv/en/).
- 393 7. MacNeil A, Glaziou P, Sismanids C, Maloney S, Flyod K. Global epidemiology of
394 tuberculosis and progress toward achieving global target_2017.MMWR Morb Mortal
395 Wkly Rep 2019;68(11):263-6
- 396 8. Pathmanathan I, Ahmedov , Pevzner E, Anyalechi G, Modi S, Kirking H et al .TB
397 prevention therapy for people living with HIV :key considerations for scale up in
398 resource limited settings. In J Tuberc Lung Dis 2018;22(6):596-605
- 399 9. WHO. Available from [https://www.who.int/tb/post2015_strategy/en/The_End_TB](https://www.who.int/tb/post2015_strategy/en/The_End_TB_Strategy)
400 [Strategy](https://www.who.int/tb/post2015_strategy/en/The_End_TB_Strategy) Geneva, Switzerland: World Health Organization;2015
- 401 10. World Health Organization. Global tuberculosis report, 2016. WHO/HTM/ TB/2016.13.
402 Geneva, Switzerland: WHO, 2016.
- 403 11. Teklay G, Klinkenberg E, et al. Barriers in the implementation of isoniazid preventive
404 therapy for people living with HIV in Northern Ethiopia: a mixed quantitative and
405 qualitative study. BMC Public Health; 2016 16: 840.
- 406 12. Moolphate S, Kaewkungwal J, et al. Barriers to and motivations for the implementation
407 of a treatment programme for latent tuberculosis infection using isoniazid for people
408 living with HIV, in upper northern Thailand. Glob J Health Sci; 2013 ,5: 60–70
- 409 13. [https://differentiatedservicedelivery.org/Portals/0/adam/Content/3qTmUzah5kWCdeEog](https://differentiatedservicedelivery.org/Portals/0/adam/Content/3qTmUzah5kWCdeEogdiJ5A/File/IAS%20TPT%20supplement%208-Pager%20DIGITAL%20(1).pdf)
410 [diJ5A/File/IAS%20TPT%20supplement%208-Pager%20DIGITAL%20\(1\).pdf](https://differentiatedservicedelivery.org/Portals/0/adam/Content/3qTmUzah5kWCdeEogdiJ5A/File/IAS%20TPT%20supplement%208-Pager%20DIGITAL%20(1).pdf)
- 411 14. 2019, Zambia Differentiated Services Delivery National Framework.

- 412 15. [https://cquin.icap.columbia.edu/wp-content/uploads/2021/11/5th-CQUIN-Annual-](https://cquin.icap.columbia.edu/wp-content/uploads/2021/11/5th-CQUIN-Annual-Virtual-Meeting-Nov-21_Zambia-MoH-presentation_DrPLM.pdf)
413 [Virtual-Meeting-Nov-21_Zambia-MoH-presentation_DrPLM.pdf](https://cquin.icap.columbia.edu/wp-content/uploads/2021/11/5th-CQUIN-Annual-Virtual-Meeting-Nov-21_Zambia-MoH-presentation_DrPLM.pdf)
- 414 16. Roscoe, C., Lockhart, C., de Klerk, M. *et al.* Evaluation of the uptake of tuberculosis
415 preventative therapy for people living with HIV in Namibia: a multiple methods
416 analysis. *BMC Public Health***20**, 1838 (2020). [https://doi.org/10.1186/s12889-020-](https://doi.org/10.1186/s12889-020-09902-z)
417 [09902-z](https://doi.org/10.1186/s12889-020-09902-z)
- 418 17. Rosen S, Fox MP. Retention in HIV care between testing and treatment in sub-Saharan
419 Africa: a systematic review. *PLoS Med.* 2011;8(7):e1001056.
- 420 18. Babigumira JB, Castelnuovo B, Stergachis A, et al. Cost effectiveness of a pharmacy-
421 only refill program in a large urban HIV/AIDS clinic in Uganda. *PloS one.*
422 2011;6(3):e18193.
- 423 19. Selke HM, Kimaiyo S, Sidle JE, et al. Task-shifting of antiretroviral delivery from health
424 care workers to persons living with HIV/AIDS: clinical outcomes of a community-based
425 program in Kenya. *Journal of acquired immune deficiency syndromes.* 2010;55(4):483-
426 490.
- 427 20. Bemelmans M, Baert S, Goemaere E, et al. Community-supported models of care for
428 people on HIV treatment in sub-Saharan Africa. *Tropical medicine & international health*
429 *: TM & IH.* 2014;19(8):968-977.
- 430 21. Boyd AT, Moore B, Shah M, et al . Implementing TB preventive treatment within
431 differentiated HIV service delivery models in global programs. *Public Health Action.*
432 2020 Sep 21;10(3):104-110. doi: 10.5588/pha.20.0014. PMID: 33134124; PMCID:
433 PMC7577005.

- 434 22. Kagujje et al. BMC Public Health (2019) 19:1329 [https://doi.org/10.1186/s12889-019-](https://doi.org/10.1186/s12889-019-7652-x)
435 [7652-x](https://doi.org/10.1186/s12889-019-7652-x)
- 436 23. [https://www.zamra.co.zm/wp-content/uploads/2021/02/ZAMBIA-](https://www.zamra.co.zm/wp-content/uploads/2021/02/ZAMBIA-PHARMACOVIGILANCE-Handbook-March-2020.pdf)
437 [PHARMACOVIGILANCE-Handbook-March-2020.pdf](https://www.zamra.co.zm/wp-content/uploads/2021/02/ZAMBIA-PHARMACOVIGILANCE-Handbook-March-2020.pdf)
- 438 24. Tram KH, Mwangwa F, Chamie G, et al. Predictors of isoniazid preventive therapy
439 completion among HIV-infected patients receiving differentiated and non-differentiated
440 HIV care in rural Uganda. *AIDS Care*. 2020;32(1):119-127.
441 doi:10.1080/09540121.2019.1619661
- 442 25. *Zambia COP20 POART PEPFAR Report*
- 443 26. Grimsrud A, Lesosky M, Kalombo C, Bekker LG, Myer L. Implementation and
444 Operational Research: Community-Based Adherence Clubs for the Management of Stable
445 Antiretroviral Therapy Patients in Cape Town, South Africa: A Cohort Study. *J Acquir*
446 *Immune Defic Syndr*. 2016 Jan 1;71(1):e16-23. doi: 10.1097/QAI.0000000000000863.
447 PMID: 26473798.
- 448 27. Nachega JB, Adetokunboh O, Uthman OA, Knowlton AW, Altice FL, Schechter M,
449 Galárraga O, Geng E, Peltzer K, Chang LW, Van Cutsem G, Jaffar SS, Ford N, Mellins
450 CA, Remien RH, Mills EJ. Community-Based Interventions to Improve and Sustain
451 Antiretroviral Therapy Adherence, Retention in HIV Care and Clinical Outcomes in Low-
452 and Middle-Income Countries for Achieving the UNAIDS 90-90-90 Targets. *Curr*
453 *HIV/AIDS Rep*. 2016 Oct;13(5):241-55. doi: 10.1007/s11904-016-0325-9. PMID:
454 27475643; PMCID: PMC5357578.

- 455 28. Hanrahan CKH, Dowdy D, et al. Patient preferences for provision of isoniazid preventive
456 therapy among people living with HIV in South Africa; 47th Union World Lung Health
457 Conference; Liverpool, England.
- 458 29. Adams LV, et al. Interventions to improve delivery of IPT: an overview of systematic
459 reviews. *BMC infectious diseases*. 2014;14:281
- 460 30. Sensalire, S., Karungi Karamagi Nkolo, E., Nabwire, J. *et al.* A prospective cohort study
461 of outcomes for isoniazid prevention therapy: a nested study from a national QI
462 collaborative in Uganda. *AIDS Res Ther* 17, 28 (2020). [https://doi.org/10.1186/s12981-](https://doi.org/10.1186/s12981-020-00285-0)
463 [020-00285-0](https://doi.org/10.1186/s12981-020-00285-0)
- 464 31. World Health Organization. Global Tuberculosis Report 2019. World Health
465 Organization, Geneva; 2019, <https://www.who.int/publications/i/item/9789241565714>
- 466 32. Roy Monika, Bolton-Moore C, Sikazwe I Mukumbwa-Mwenechanya M et al.
467 Participation in adherence clubs and on-time drug pickup among HIV-infected adults in
468 Zambia: A matched-pair cluster randomized trial, *PLoS Medicine*, volume 17, 2020,
469 <https://doi.org/10.1371/journal.pmed.1003116>
- 470 33. Grimsrud A, Bygrave H, Doherty M, Ehrenkranz P, Ellman T, Ferris R, et al.
471 Reimagining HIV service delivery: the role of differentiated care from prevention to
472 suppression. *J Int AIDS Soc*. 2016; 19(1):21484. <https://doi.org/10.7448/IAS.19.1.21484>
473 PMID: [27914186](https://pubmed.ncbi.nlm.nih.gov/27914186/)
- 474 34. Duncombe C, Rosenblum S, Hellmann N, Holmes C, Wilkinson L, Biot M, et al.
475 Reframing HIV care: putting people at the centre of antiretroviral delivery. *Trop Med Int*
476 *Health*. 2015; 20(4):430–47. <https://doi.org/10.1111/tmi.12460> PMID: [25583302](https://pubmed.ncbi.nlm.nih.gov/25583302/)

- 477 35. Denholm JT, McBryde ES, Eisen DP, Penington JS, Chen C, Street AC. Adverse effects
478 of isoniazid preventative therapy for latent tuberculosis infection: a prospective cohort
479 study. *Drug Healthc Patient Saf.* 2014 Oct 20;6:145-9. doi: 10.2147/DHPS.S68837.
480 PMID: 25364275; PMCID: PMC4211866.)
- 481 36. Van der Watt JJ, Harrison TB, Benatar M, Heckmann JM. Polyneuropathy, anti-
482 tuberculosis treatment and the role of pyridoxine in the HIV/AIDS era: a systematic
483 review. *Int J Tuberc Lung Dis.* 2011;15(6):722–8.
- 484 37. Centre for Global Health Division; Division of Global HIV and TB ; TB PREVENTIVE
485 TREATMENT: Sorting Myth from Fact:
486 [https://static1.squarespace.com/static/5a29b53af9a61e9d04a1cb10/t/5e1c9e2bd9b49945](https://static1.squarespace.com/static/5a29b53af9a61e9d04a1cb10/t/5e1c9e2bd9b499454924a2d4/1578933807928/02_TPT+Myth_Busters_20191024_clean.pdf)
487 [4924a2d4/1578933807928/02_TPT+Myth_Busters_20191024_clean.pdf](https://static1.squarespace.com/static/5a29b53af9a61e9d04a1cb10/t/5e1c9e2bd9b499454924a2d4/1578933807928/02_TPT+Myth_Busters_20191024_clean.pdf)
- 488 38. Ehrenkranz, Peter, Grimsrud, Anna, Holmes, Charles, Preko, Peter; Rabkin,
489 Miriam. Expanding the Vision for Differentiated Service Delivery: A Call for More
490 Inclusive and Truly Patient-Centered Care for People Living With HIV, *JAIDS Journal*
491 *of Acquired Immune Deficiency Syndromes*: February 1, 2021 - Volume 86 - Issue 2 - p
492 147-152 doi: 10.1097/QAI.0000000000000254
493