

1 **COVID-19 Vaccination Uptake and Self-Reported Side Effects among Healthcare**
2 **Workers in Mbale City Eastern Uganda**

3 **Authors:**

4 Gabriel Madut Akech¹, Andrew Marvin Kanyike¹, Ashah Galabuzi Nassozi¹, Beatrice Aguti¹,
5 Ashley Winfred Nakawuki², Denis Kimbugwe², Josen Kiggundu³, Robert Maiteki², Dorothy
6 Mukyala², Felix Bongomin⁴, Samuel Baker Obakiro⁵, Nekaka Rebecca⁶, Jacob Stanley
7 Iramiot⁷

8 **Affiliations:**

- 9 1. Faculty of Health Sciences, Busitema University, Mbale, Uganda
10 2. Mbale Regional Referral Hospital, Ministry of Health , Uganda
11 3. Ministry of Health/AIDS Control Program, Kampala, Uganda
12 4. Department of Medical Microbiology and Immunology, Faculty of Medicine, Gulu
13 University, Gulu, Uganda
14 5. Department of Pharmacology and Therapeutics, Faculty of Health Sciences, Busitema
15 University, Mbale, Uganda
16 6. Department of Public Health, Faculty of Health Sciences, Busitema University,
17 Mbale, Uganda
18 7. Department of Microbiology and Immunology, Faculty of Health Sciences, Busitema
19 University, Mbale, Uganda
20

21 **Corresponding Author**

22 Gabriel Madut Akech
23 Faculty of health sciences, Busitema University, Mbale, Uganda
24 Akechgabriel93@gmail.com

25 ABSTRACT

26 **Background:** Fear of anticipated side effects has hindered the COVID-19 vaccination
27 program globally. We report the uptake and the self-reported side effects (SEs) of the
28 COVID-19 vaccine among Healthcare workers (HCWs) in Mbale City Eastern Uganda.

29 **Methods:** A cross-sectional survey of HCWs at seven different level health facilities was
30 conducted from 6th September to 7th October 2021 using a structured self-administered
31 questionnaire.

32 **Results:** COVID-19 vaccine had been received by 119 (69%) participants of which 79 (66%)
33 received the two recommended doses of the AstraZeneca vaccine. Getting vaccinated was
34 associated with working in a lower health facility (aOR= 14.1, 95% CI: 4.9 – 39.6, P=0.000),
35 perceived minor risk of contracting COVID-19 (aOR= 12.3, 95% CI: 1.0 – 44.6, p=0.047),
36 and agreeing that COVID-19 vaccine is protective (aOR= 16.7, 95% CI: 5.6 – 50.4, p=0.000).
37 97 (82%) of participants experienced side effects to at least one dose of which most were
38 mild on both the first (n=362, 51%) and second dose (n=135, 69%). The most frequently
39 reported side effects on the first and second dose were fever (79% and 20%), injection site
40 pain (71% and 25%), and Fatigue (69% and 20%) respectively.

41 **Conclusions:** The majority of the HCWs in Mbale City had received at least one dose of the
42 COVID-19 vaccine and experienced a side effect. The side effects were mostly mild on either
43 dose thus the vaccines are generally safe.

44 **Keywords:** COVID-19 vaccine, associated factors, side effects, healthcare workers, Eastern
45 Uganda.

46 INTRODUCTION

47 Coronavirus disease-2019 (COVID-19) is a viral pneumonia caused by the novel SARS-
48 CoV-2 which was first reported in Wuhan, China in December 2019 and continues to pose a
49 significant threat to public health globally (1). As of 26th November 2021, over 260 million
50 cases and over 5.2 million deaths have been reported worldwide (Worldometer, 2021). In
51 Uganda, the first case of COVID-19 was reported on 21st March 2020 (3), and as of 26th
52 November 2021, over 126,965 cases and about 3,239 deaths reported (Ministry of Health
53 Uganda, 2021).

54 At the moment, no single effective therapeutic agent has been approved for the treatment of
55 COVID-19. However, several public health measures like social distancing, national-wide
56 lockdowns, and hand-washing among others have been employed to control the pandemic(5).
57 Despite these measures, COVID-19 remains a major public health challenge with some
58 countries experiencing the third and fourth waves (5). Currently, vaccination against SARS

59 CoV-2 is thought to be the best public health measure to halt the COVID-19 pandemic (6).
60 There are currently several COVID-19 vaccine candidates with at least 8 vaccines approved
61 for use by the World Health Organization. These include Moderna (mRNA-1273),
62 Pfizer/BioNtech (BNT162b2), Jansen (ad26.COV2.S), Oxford/AstraZeneca (AZD1222),
63 Covishield (Oxford/AstraZeneca formulation), Covaxin (Bharat Biotech), Sinopharm (BBIP-
64 CorV), and Sinovac (CoronaVac) (7,8).

65 This first roll out of COVID-19 vaccinations was considered a land mark for overcoming the
66 pandemic (9,10). However vaccination has long been faced with hesitancy due to public
67 worries about side effects (SEs) and efficacy (11), which is worse with COVID-19
68 surrounded by conspiracies. The COVID-19 vaccines have however been reported by various
69 clinical trials to be generally safe with limited side effects that are mild to moderate with a
70 few severe reactions (12–15).

71 Healthcare workers (HCWs) are not only a high-risk group but also offer guidance on vaccine
72 recommendations to the public which relies on them for this information (16,17). Automatic
73 uptake of the COVID-19 vaccine by HCWs is not guaranteed as a study done in Israel,
74 reported a high rate of COVID-19 vaccine skepticism among this group (18). Vaccination
75 compliance relies on a personal risk–benefit perception, and broader political, religious,
76 social, and historical factors (17).

77 Also, most data about side effects of the COVID-19 vaccines comes from manufacturer-
78 funded studies in compliance with drug regulatory authorities which warrants continuous
79 monitoring of adverse events (9,19). Ever since Uganda rolled out its vaccination program,
80 no study has been published about the side effects of the vaccine among those that have
81 received it. Therefore, we determined the uptake of the COVID-19 vaccine and self-reported
82 side effects among healthcare workers in Mbale city, Eastern Uganda.

83 **Methods**

84 **Study Design**

85 This was a descriptive, cross-sectional study carried out from 6th September to 7th October
86 2021 using a quantitative approach.

87 **Study Setting**

88 This study was carried out in seven health facilities in Mbale city, including six government
89 facilities; Mbale regional referral hospital, Namatala Health centre IV, Malukhu Health
90 Centre III, Namakwekwe Health Centre III, Busamaga Health Centre III, Mbale Municipal
91 Health Centre II and The AIDS Support Organization (TASO) Mbale Centre of excellence a

92 private-not-for-profit facility. Uganda's health system has both public and private sector
93 which has private-for-profit and private-not-for-profit facilities. The public health sector is
94 divided into national (governed by the ministry of health) and district (governed by district
95 health management team) based level facilities. The national level consists of national
96 referral hospitals at the top then regional referral hospitals. The district level has the district
97 hospitals at the helm followed by health centers IV,III, II and community extension health
98 workers called Village health team (VHTs) serving as level I. Mbale city is located in the
99 Eastern region of Uganda. Mbale Regional Referral Hospital is a tertiary hospital—serving
100 the districts of Busia, Buddaka, Kibuku, Kapchorwa, Bukwa, Butaleja, Manafwa, Mbale,
101 Pallisa, Sironko, budduda, Bukedea and Tororo(20). It's a 470-bed capacity hospital and
102 serves as a teaching hospital for Busitema University Faculty of Health Sciences as well as an
103 Internship center for graduates from medical schools for a one-year internship under the
104 supervision of qualified specialists and Consultants.

105 **Study Population**

106 Healthcare workers in the selected facilities were involved in the study. A healthcare worker
107 was considered as any person engaged in activities whose primary role is to improve the
108 health of patients including nurses, midwives, intern doctors, medical officers, senior house
109 officers, pharmacists, laboratory technicians and specialists in the field of medicine. Mbale
110 Regional Referral Hospital (MRRH) had a total of 243 permanent HCWs and 57 interns on a
111 temporary one-year contract. The other five lower health centers had a total of 120 trained
112 health care workers of different cadres. TASO Mbale Centre of excellence had 31 full- time
113 staff. This makes a total of about 451 health care workers in primary contact with patients
114 within the selected health facilities in Mbale city currently.

115 **Inclusion and Exclusion Criteria**

116 HCWs at selected health facilities within Mbale city who consented to participate were
117 included and those that didn't consent or were absent on duty were excluded.

118 **Sampling Procedure and Data collection**

119 The research followed a proportional stratified random sampling technique. The study
120 population was stratified by level of health facility each taking a proportion depending on the
121 percentage contribution to the total required sample size. Participants were enrolled by
122 random sampling at that particular time data was collected at the facility. Data was collected
123 using semi-structured questionnaire that was provided by research assistants at each facility.
124 The research assistants were trained on the unique aspects of the study via a zoom session
125 after they had been identified. Questionnaires were administered by hardcopy after informed
126 consent had been given by the participant.

127 **Data Collection tool**

128 We used a modified questionnaire based on those that were used by other scholars. The
129 questionnaire was semi-structured with 28 questions divided into five sections capturing
130 socio-demographic information of participants, COVID-19 related experiences and attitudes
131 towards COVID-19 vaccine, its uptake, and self-reported side effects among health workers
132 that have taken the vaccine.

133 **Data Analysis**

134 Data from completed questionnaires were entered in Microsoft Excel 2016, cleaned, coded
135 and analyzed using STATA 16. Descriptive statistics, and bivariate and multivariable logistic
136 regression analyses were performed, and results were presented as tables, charts and figures.
137 Chi-square or Fisher's exact test was used to assess associations between vaccine uptake and
138 independent variables. An association with a p-value less than 0.05 was considered
139 statistically significant.

140 **Results**

141 **Baseline characteristics of the participants**

142 One hundred seventy-two (172) participants were interviewed giving a 45% response rate.
143 Most were female (n=95, 55%), married (n=90, 52%), with a median age of 31 (IQR: 25-39)
144 years. Most participants were from Mbale Regional Referral Hospital (n=92, 53%). Forty-
145 three (25%) participants were nursing officers and the minority were specialists (n=6, 3%),
146 (Table 1).

147 **Table 1: Demographic characteristic of participants (N=172)**

VARIABLE	Frequency	Percentage
Age (Median; IQR), years	31 (25-39)	
18-39	130	76
≥40	42	24
Sex		
Female	95	55
Male	77	45
Marital status		
Single	76	44
Married	90	52
Divorced/Separated	1	1
Widowed	5	3
Religion		
Roman catholic	46	27
Anglican	59	34
Pentecostal	42	24

Muslim	24	14
Others	1	1
Cadre		
Medical officer	15	9
Nursing officer	43	25
Pharmacist	3	2
Midwife	38	22
Interns	42	24
Laboratory technician	15	9
Specialists	6	3
Clinical Officers	8	5
Counsellors	2	1
Health Facility		
Health center II	13	8
Health center III	41	24
Health center IV	20	12
Mbale Regional Referral Hospital	92	53
Private Not for Profit	6	3

148

149 **COVID-19 vaccine uptake among healthcare workers**

150 The majority of the participants (n=119, 69%) had received at least one dose of the COVID-
 151 19 vaccine. Of these, 79 (66%) had received two doses. The major reason for being
 152 vaccinated was to protect oneself (n=95, 79%) and others (n=62, 52%) from COVID-19.
 153 Among unvaccinated participants, the majority (n=21, 40%) were still hesitant and not sure
 154 whether they majority will take it in future. The major reasons for not accepting to be
 155 vaccinated against COVID-19 were uncertainty about the vaccine safety (n=31, 55%), and
 156 negative information about the vaccine (n=30, 54%), (Table 2).

157 **Table 2: COVID-19 vaccine uptake and reasons for and against among participants**

Have you been vaccinated against COVID-19?	Frequency	Percentage
Yes	119	69
No	53	31
The number of COVID-19 vaccine doses received.		
One Dose	40	34
Two Doses	79	66
Are you intending to take the COVID-19 vaccine in the future?		
Yes, I will get vaccinated	18	34
I am not sure	21	40
No, I will not get vaccinated	14	26
Reasons for COVID-19 vaccine uptake		
To protect me from getting COVID-19	95	79
To protect others from getting COVID-19	62	52
I believe in vaccines and immunization	48	40
Government recommendations	64	53

Because my colleague had taken it	7	6
The vaccines are safe	42	35
The vaccines are effective	36	30
It is a social and moral responsibility	25	21
The vaccine was free of charge	38	32
To be able to travel	31	26
I am at high risk of severe disease	30	25
To get rid of the virus and end the pandemic	25	21
It's a job requirement	38	32
It's my obligation as a healthcare worker to motivate others	61	51
Reasons for not getting the COVID-19 vaccine		
I don't think it is needed	12	21
I trust my immunity	18	32
I don't know where to get the vaccination	1	2
I don't know where to get good/reliable information	4	7
I have heard or read negative information on the vaccine.	30	54
I don't think the vaccine is effective	24	43
I don't think the vaccine is safe/concerned about side effects	31	55
Someone else told me that the vaccine is not safe	9	16
Had a bad experience with a previous vaccinator/health clinic	2	4
Had a bad experience or reaction to previous vaccination	6	11
Someone else told me they/their child had a bad reaction	12	21
Fear of needles	2	4
Religious reasons	4	7
Other beliefs/traditional medicine	3	5

158

159 **Factors associated with COVID-19 vaccine uptake among health workers**

160 At bivariable analysis, age ($p=0.002$), marital status ($p=0.019$), the cadre of the staff
 161 ($p<0.001$), level of health facility ($p<0.001$), belief in the effectiveness of the COVID-19
 162 vaccine ($p<0.001$) and having a chronic illness ($p=0.021$) were statistically significantly
 163 associated with COVID-19 vaccine uptake, Table 3.

164 **Table 3: Uptake of COVID-19 vaccine and associated factors among the participants**

VARIABLE	COVID-19 VACCINE UPTAKE		P-VALUE
	YES Frequency (%)	NO Frequency (%)	
All participants	119 (69)	53 (31)	
Age , years			
18-39	82 (70)	48 (91)	0.002
≥40	37 (30)	5 (9)	
Sex			
Female	66 (55)	29 (55)	0.928
Male	53 (45)	24 (45)	

Marital status			
Single	45 (38)	31 (58)	0.019
Married	68 (57)	22 (42)	
Separated	6 (5)	0 (0)	
Religion			
Roman Catholic	36 (30)	10 (19)	0.454
Anglican	40 (34)	19 (36)	
Pentecostal	27 (23)	15 (28)	
Muslim	15 (13)	9 (17)	
Others	1 (1)	0 (0)	
Cadre			
Medical officer	11 (9)	4 (8)	<0.001
Nursing officer	35 (29)	8 (15)	
Pharmacist	2 (2)	1 (2)	
Midwife	30 (25)	8 (15)	
Interns	15 (13)	27 (51)	
Laboratory technician	13 (11)	2 (4)	
Specialists	6 (5)	0 (0)	
Clinical Officers	5 (4)	3 (6)	
Counsellors	2 (2)	0 (0)	
Health Facility			
Lower Health Facility	66 (55)	8 (15)	<0.001
Hospital	53 (45)	45 (85)	
Perceived likelihood of getting COVID-19 in the future?			
Not at all	27 (23)	21 (40)	0.072
Slightly	48 (40)	16 (30)	
Very likely	44 (37)	16 (30)	
Overall worry about COVID-19?			
Very worried	49 (41)	19 (36)	0.332
Somewhat worried	52 (44)	21 (40)	
Not at all worried	18 (15)	13 (25)	
Perceived COVID-19 personal risk.			
Major risk	71 (60)	33 (62)	0.072
Minor risk	44 (37)	14 (26)	
No risk at all	4 (3)	6 (11)	
Have you been tested for COVID-19?			
Tested positive	8 (7)	7 (13)	0.060
Tested negative	60 (50)	17 (32)	
Haven't tested	51 (43)	29 (55)	
Active involvement in COVID-19 management			
Yes	66 (55)	23 (43)	0.144
No	53 (45)	30 (57)	
COVID-19 vaccine gives effective protection			
Agree	73 (61)	11 (21)	<0.001
Neutral	15 (13)	9 (17)	
Disagree	31 (26)	33 (62)	
Chronic illness			
Yes	23 (19)	3 (6)	0.021
No	96 (81)	50 (94)	

166 At multivariable analysis, factors independently associated with uptake of the COVID-19
 167 vaccine were as follows: working in a lower health facility (aOR= 14.1, 95% CI: 4.9 – 39.6,
 168 P=0.000), individual perceived minor risk of contracting COVID-19 (aOR= 12.3, 95% CI:
 169 1.0 – 44.6, p=0.047), and agreeing that COVID-19 vaccine is protective (aOR= 16.7, 95% CI:
 170 5.6 – 50.4, p=0.000), (Table 4).

171 **Table 4: Multivariate logistic regression for factors associated with COVID-19 vaccine**
 172 **uptake among participants.**

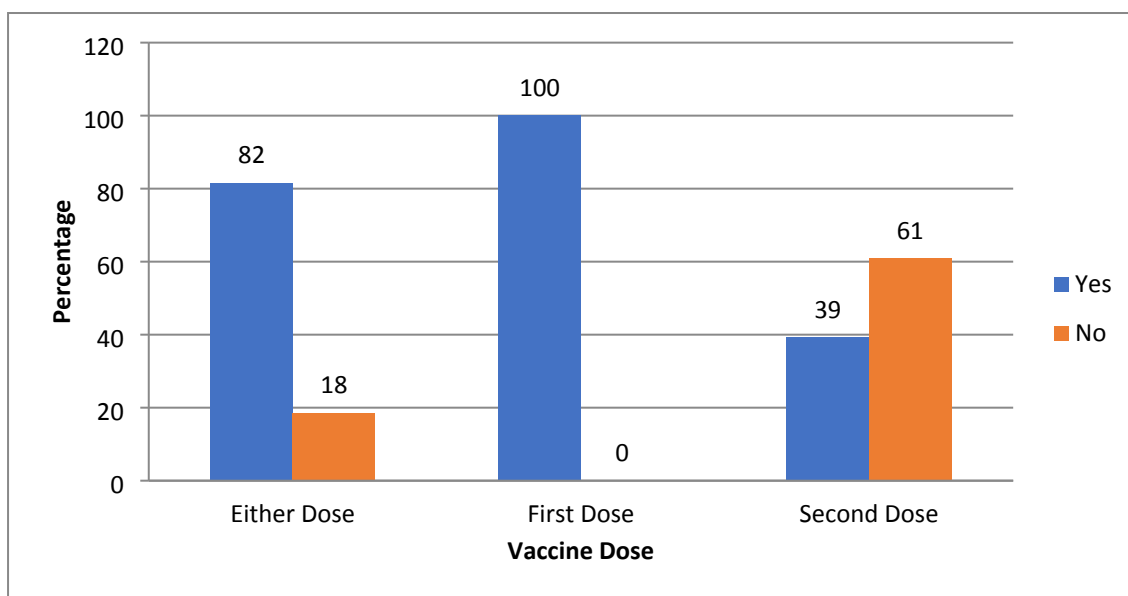
VARIABLE	OR (95% CI)	P-VALUE	AOR (95% CI)	P-VALUE
Age				
18-39	Ref		Ref	
40 years and above	4.3 (1.6 – 11.8)	0.004	2.7 (0.7 – 10.2)	0.136
Marital Status				
Single	0.5 (0.2 – 0.9)	0.026	0.6 (0.2 – 1.6)	0.353
Separated	Ref		Ref	
Cadre				
Medical officer	1.2 (0.2 – 6.9)	0.856		
Nursing officer	1.9 (0.4 – 8.9)	0.428		
Pharmacist	0.9 (0.1 – 13.4)	0.913		
Midwife	1.6 (0.3 – 7.7)	0.551		
Interns	0.2 (0.1 – 1.1)	0.059		
Laboratory technician	2.8 (0.4 – 20.8)	0.318		
Specialists	Ref			
Health Facility				
Lower Health Facility	7.0 (3.0 – 16.1)	0.000	14.1 (4.9 – 39.6)	0.000
Hospital	Ref		Ref	
Perceived likelihood of getting COVID-19 in the future?				
Not at all	Ref		Ref	
Slightly	2.3 (1.0 – 5.2)	0.039	1.8 (0.5 – 5.8)	0.360
Very likely	2.1 (0.9 – 4.8)	0.065	1.3 (0.4 – 4.4)	0.677
Perceived COVID-19 personal risk.				
Major risk	3.2 (0.9 – 12.2)	0.084	8.2 (0.9 – 98.2)	0.097
Minor risk	4.7 (1.2 – 19.1)	0.030	12.3 (1.0 – 44.6)	0.047
No risk at all	Ref		Ref	
Have you been tested for COVID-19?				
Tested positive	0.6 (0.2 – 1.9)	0.447		
Tested negative	2.0 (0.9 – 4.1)	0.053		
Haven't tested	Ref			
COVID-19 vaccine gives effective protection.				
Agree	7.1 (3.2 – 15.7)	0.000	16.7 (5.6 – 50.4)	0.000
Disagree	1.8 (0.7 – 4.6)	0.242	1.3 (0.3 – 4.9)	0.728
Neutral	Ref		Ref	
Active involvement in COVID-19 management				
Yes	1.6 (0.8 – 3.1)	0.145		
No	Ref			

Chronic illness				
Yes	4.0 (1.1 – 13.9)	0.030	3.1 (0.6 – 15.0)	0.168
No	Ref		Ref	

173

174 **Self-reported side-effects among covid-19 vaccine recipients**

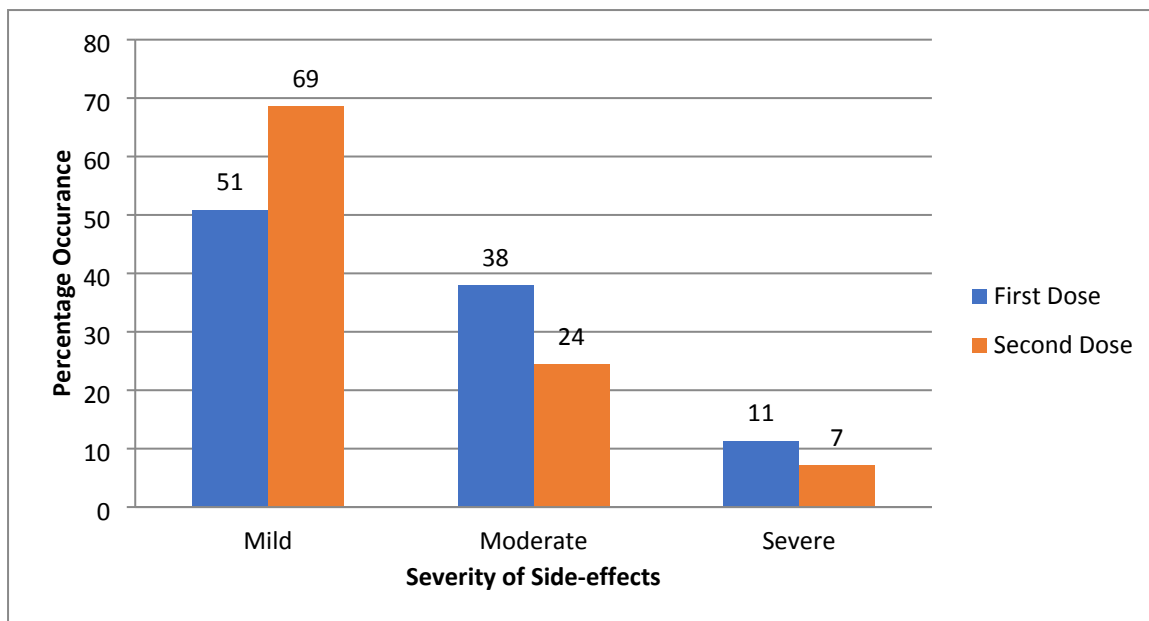
175 The majority of the COVID-19 vaccine recipients (n=97, 82%) experienced side-effects of at
 176 least one dose of the vaccine which lasted for a median duration of 3 (IQR: 3-7) days. All
 177 recipients (n=97, 100%) experienced at least one side effect on their first dose of vaccination
 178 and only thirty-eight (39%) on the second dose, Figure 2. Most of the side-effects were mild
 179 on both the first (n=362, 51%) and second dose (n=135, 69%). Severe side-effects were
 180 experienced more on the first (11%) than second (7%) dose (Figure 3).



181

182 **Figure 2: Occurrence of self-reported side-effects on the different vaccine doses**

183

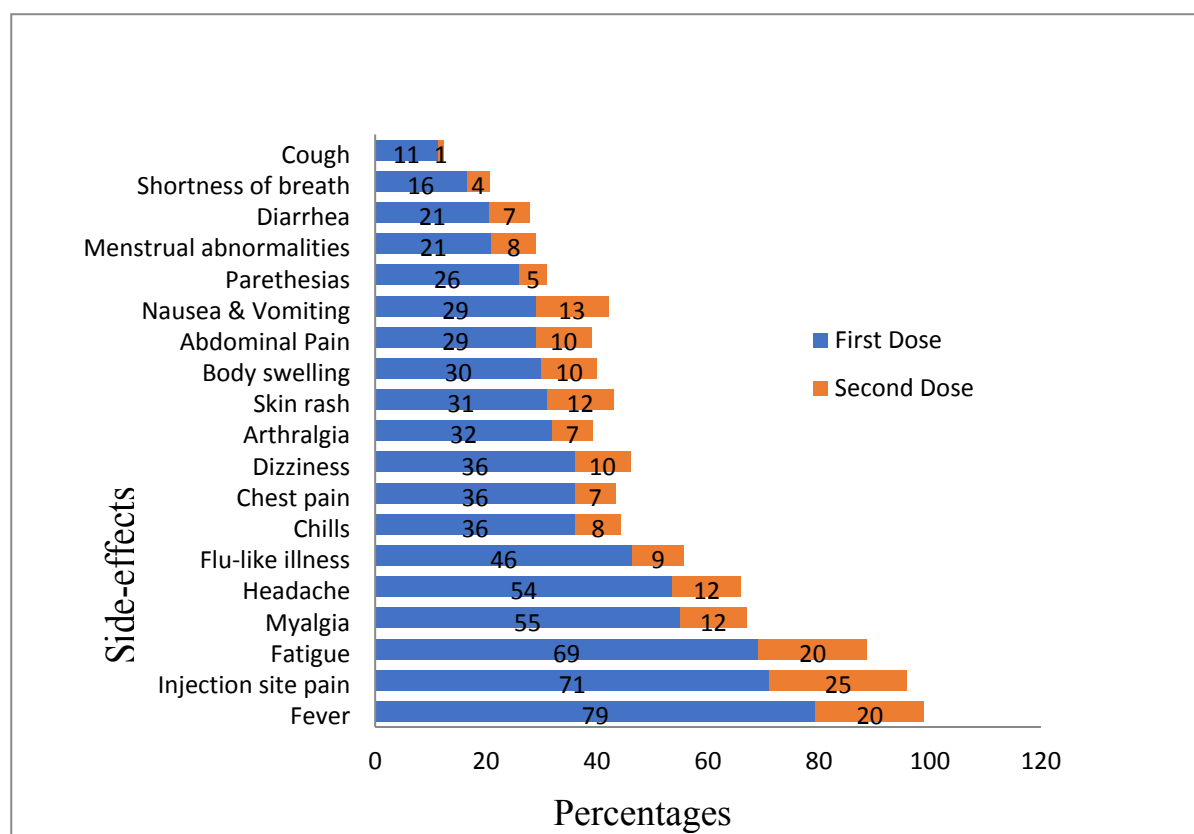


184
185
186

Figure 3: Severity of self-reported side-effects on the different vaccine doses

187 The most frequently reported side-effects of the first and second dose were fever (79%
188 and 20%), injection site pain (71% and 25%) and Fatigue (69% and 20%) respectively, Figure
189 4. Participants who had ever tested positive for COVID-19 experienced side effects for a
190 longer duration (median= 7, IQR: 3-11 days) compared to those who had either tested
191 negative (median= 5, IQR: 3—5 days) or had never tested (median= 3, IQR: 3-5 days). There
192 was no statistically significant difference in the duration of side-effects among the different
193 age groups (Figure 5).

194
195
196
197
198
199
200
201
202
203



204

205

Figure 4: The different self-reported side effects on both COVID-19 vaccine doses

206

207

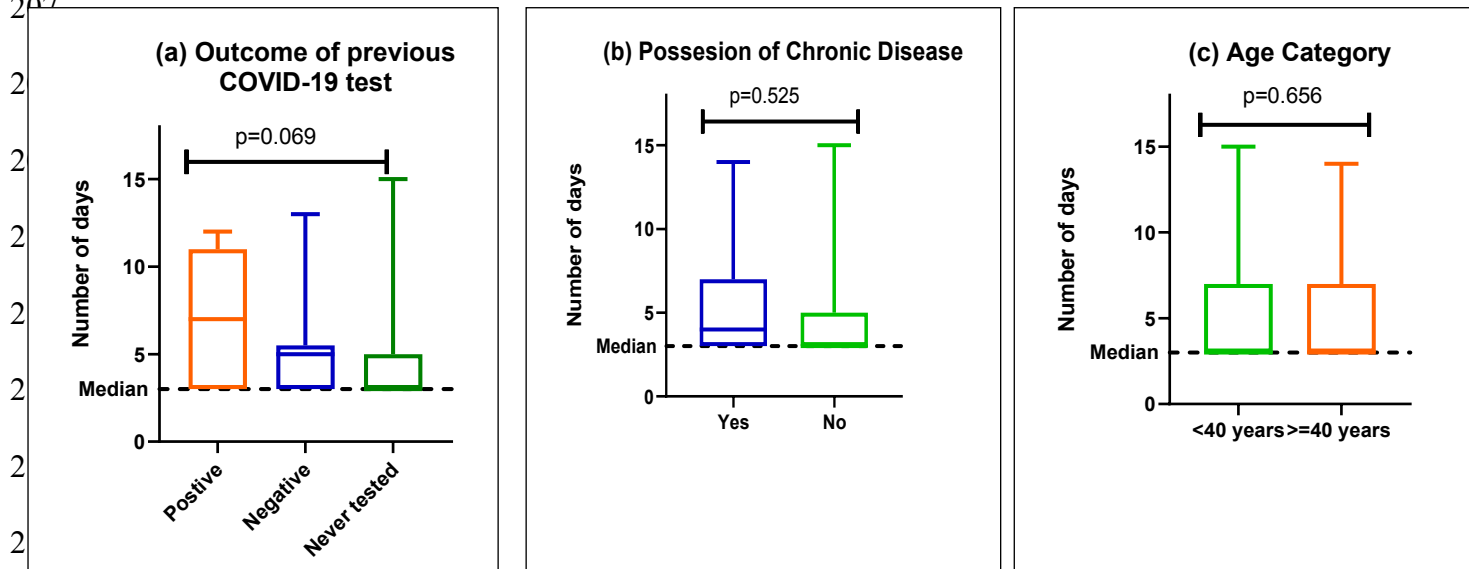


Figure 5: Duration of self-reported side-effects compared among (a) outcomes of previous COVID-19 test (b) possession of chronic illness and (c) age category. Median duration of side-effects is 3 days

DISCUSSION

Health Care Workers (HCWs) being at the frontline in the fight against the pandemic are at a high risk of contracting COVID-19 as they provide medical services to COVID-19 patients. (21). As a result several HCWs have succumbed to COVID-19, with variable morbidity and mortality reported from different countries (22). In the COVID-19 vaccination programs of most countries in low- and middle-income countries (23). HCWs have been prioritized due to the limited supply of the COVID-19 vaccine. Despite this, COVID-19 vaccine hesitancy has been reported globally, including among HCWs and the WHO reports it among the top 10 global threats to health (18).

In this study, a high proportion (79%) of HCWs had received at least one dose of the COVID-19 vaccine. Our findings are similar to the 71.1% COVID-19 vaccine uptake reported in 19 countries among healthcare workers (24). However, in contrast, lower vaccine acceptability was reported in the U.S.A (36%) (16) and Turkey (31%) (25). Higher acceptability rates have been reported among HCWs in France (81.5%) (23), Mozambique (88.6%) (26) China (91.3%) (27), and Indonesia (95%) (28). It's reasonable that Asian countries like China which was hit hard by the pandemic reported higher uptake of the vaccine. The participants that believed that the vaccine was effective were twenty-eight times

234 more likely to get vaccinated. This finding is in line with another study where participants
235 who believed that COVID-19 vaccination, is an effective way to prevent and control COVID-
236 19 tended to accept COVID-19 vaccination as soon as possible (18). Furthermore, HCWs
237 who perceived a major risk of contracting COVID-19 and had previously tested negative for
238 COVID-19 took up the vaccine. Indeed in a multicenter study, Evridiki et al reported that
239 increased risk perception towards COVID 19 was associated with the likely uptake of the
240 COVID-19 vaccine (29). Working at a lower health facility had 25 -fold higher odds of
241 uptake of the COVID-19 vaccine.

242 In this study, most of the side effects reported were mild (51%) in correspondence with the
243 known side effects of the AstraZeneca vaccine (12–15). Most reported side effects included
244 fever, injection site pain, and fatigue, and this is in line with a systematic review that reported
245 the same adverse effects from various clinical trials (9,30). Participants reported more severe
246 side effects with the first than the second dose in contrast to Mathioudakis et al who noted
247 more side effects with the second dose (10). After the first vaccine dose, the body gets
248 sensitized to the antigens and a severe immune reaction is expected on the booster dose.
249 Probably most of the vaccine recipients could have been infected at the time of vaccination
250 with sensitized immune systems that reacted severely to re-exposure of the virus since prior
251 testing to vaccination wasn't done. To further reinforce that, participants who had ever
252 tested positive for COVID-19 experienced a longer duration of symptoms compared to those
253 who tested negative.

254 **Limitations and Strengths**

255 The study provides results from multiple health facilities, and information about the relatively
256 real-world safety profiles of the AstraZeneca vaccine in Uganda. However, this study has
257 some limitations; the sample size is relatively small and was conducted mainly in an urban
258 setting in a single city thus the findings may not be confidently generalizable to the rest of the
259 country. Future studies involving a larger sample size are recommended to provide a
260 complete side-effects profile of COVID-19 vaccines among recipients in Uganda.

261 **Conclusion**

262 In conclusion, our findings have shown high levels of uptake of the COVID-19 vaccine
263 among HCWs in Mbale city. At least four-fifth of HCWs experienced at least one SE after
264 receiving the COVID-19 vaccine. Most of the side effects were mild and the same as those
265 seen in other commonly provided vaccines therefore the vaccines are generally safe and can
266 be taken by the public with confidence.

267 **Funding**

268 This study was funded by the Fogarty International Center of the National Institutes of
269 Health, U.S. Department of State's Office of the U.S. Global AIDS Coordinator and Health
270 Diplomacy (S/GAC), and President's Emergency Plan for AIDS Relief (PEPFAR) under
271 Award Number IR25TW011213.

272 **Declaration of competing interest**

273 The authors declare that they have no known competing financial interests or personal
274 relationships that could have appeared to influence the work reported in this paper. The
275 content is solely the responsibility of the authors and does not necessarily represent the
276 official views of the National Institutes of Health

277 **Consent for publication**

278 Not applicable

279 **Ethical Consideration**

280 The proposal was submitted for ethical review and approved by the Research Ethics
281 Committee of Cure Children's Hospital Uganda (CCHU-REC) under approval number
282 CCHU-REC/02/2021. Additional permission was requested from the administration of the
283 health facilities where the study was carried out and all participants provided an informed
284 consent. The ethical principles of involvement of human research subjects as outlined in the
285 *Nuremberg Code* and the *Declaration of Helsinki* were strictly adhered to.

286 **Authors' contributions**

287 This study was carried out with considerable contributions from all authors. Author FB,
288 AMK, AGN, BA, AWN, GMA, RM, JSI and SBO, conceptualized and design the study
289 protocol. Author AMK, GMA, AGN, BA, AWN, DK, JK, RM, and DM, participated in data
290 collection. AMK, FB, GMA and JSI analyzed the data. Author GMA and AMK drafted the
291 first manuscript, NK and JSI conducted critical reviews. All authors reviewed and approved
292 the final manuscript.

293 **Authors' Details**

294 ¹Faculty of Health Sciences, Busitema University, Mbale, Uganda, ²Mbale Regional Referral
295 Hospital, Ministry of Health , Uganda, ³Ministry of Health/AIDS Control Program, Kampala,
296 Uganda, ⁴Department of Medical Microbiology and Immunology, Faculty of Medicine, Gulu
297 University, Gulu, Uganda, ⁵Department of Pharmacology and Therapeutics, Faculty of Health
298 Sciences, Busitema University, Mbale, Uganda, ⁶Department of Public Health, Faculty of
299 Health Sciences, Busitema University, Mbale, Uganda, ⁷Department of Microbiology and
300 Immunology, Faculty of Health Sciences, Busitema University, Mbale, Uganda

301

302 REFERENCES

- 303 1. Al-mohaithef M, Padhi BK. Determinants of COVID-19 Vaccine Acceptance in Saudi
304 Arabia : A Web-Based National Survey. 2020;1657–63.
- 305 2. Worldometer. COVID-19 Virus Pandemic Updates.
- 306 3. Ajari EE, Kanyike AM, Ojilong D, Abdulbasit IO. COVID-19 in Uganda:
307 Epidemiology and Response. *Eur J Med Educ Technol*. 2020;13(2):em2009.
- 308 4. Ministry of Health Uganda. MOH COVID-19 Information Portal. 2020.
- 309 5. Looi MK. Covid-19: Is a second wave hitting Europe? *BMJ*. 2020;371:4113.
- 310 6. Gao Q, Bao L, Mao H, Wang L, Xu K, Yang M, et al. Development of an inactivated
311 vaccine candidate for SARS-CoV-2. 2020;81(July):77–81.
- 312 7. Hiller N, Goldberg SN, Cohen-Cymbarknoh M, Vainstein V, Simanovsky N.
313 Lymphadenopathy Associated With the COVID-19 Vaccine. *Cureus*. 2021 Feb;13(2).
- 314 8. Kadali RAK, Janagama R, Peruru S, Gajula V, Madathala RR, Chennaiahgari N, et al.
315 Adverse effects of COVID-19 mRNA-1273 vaccine: A randomized, cross-sectional
316 study on healthcare workers with detailed self-reported symptoms. *J Med Virol*. 2021
317 Apr;jmv.26996.
- 318 9. Riad A, Pokorná A, Attia S, Klugarová J, Koščík M, Klugar M. Prevalence of COVID-
319 19 Vaccine Side Effects among Healthcare Workers in the Czech Republic. *J Clin*
320 *Med*. 2021 Apr;10(7):1428.
- 321 10. Mathioudakis AG, Ghrew M, Ustianowski A, Ahmad S, Borrow R, Papavasileiou LP,
322 et al. Self-Reported Real-World Safety and Reactogenicity of COVID-19 Vaccines : A
323 Vaccine Recipient Survey. 2021;1–13.
- 324 11. Sallam M, Dababseh D, Eid H, Al-Mahzoum K, Al-Haidar A, Taim D, et al. High
325 Rates of COVID-19 Vaccine Hesitancy and Its Association with Conspiracy Beliefs: A
326 Study in Jordan and Kuwait among Other Arab Countries. *Vaccines*. 2021 Jan;9(1):42.
- 327 12. Polack FP, Thomas SJ, Kitchin N, Absalon J, Gurtman A, Lockhart S, et al. Safety and
328 Efficacy of the BNT162b2 mRNA Covid-19 Vaccine. *N Engl J Med*. 2020
329 Dec;383(27):2603–15.
- 330 13. Folegatti PM, Ewer KJ, Aley PK, Angus B, Becker S, Belij-Rammerstorfer S, et al.
331 Safety and immunogenicity of the ChAdOx1 nCoV-19 vaccine against SARS-CoV-2:

- 332 a preliminary report of a phase 1/2, single-blind, randomised controlled trial. *Lancet*.
333 2020 Aug;396(10249):467–78.
- 334 14. Zhu F-C, Guan X-H, Li Y-H, Huang J-Y, Jiang T, Hou L-H, et al. Immunogenicity
335 and safety of a recombinant adenovirus type-5-vectored COVID-19 vaccine in healthy
336 adults aged 18 years or older: a randomised, double-blind, placebo-controlled, phase 2
337 trial. *Lancet*. 2020 Aug;396(10249):479–88.
- 338 15. Logunov DY, Dolzhikova I V., Shcheblyakov D V., Tukhvatulin AI, Zubkova O V.,
339 Dzharullaeva AS, et al. Safety and efficacy of an rAd26 and rAd5 vector-based
340 heterologous prime-boost COVID-19 vaccine: an interim analysis of a randomised
341 controlled phase 3 trial in Russia. *Lancet*. 2021 Feb;397(10275):671–81.
- 342 16. Rahul S, Abu BS, Shubhra U, Mriganka S, Saket K, Hamza M, et al. COVID-19
343 Vaccine Acceptance Among Health Care Workers in the United States. 2021;
- 344 17. Nzaji MK, Ngombe LK, Mwamba GN, Miema JM, Lungoyo CL, Mwimba BL.
345 Acceptability of Vaccination Against COVID-19 Among Healthcare Workers in the
346 Democratic Republic of the Congo. 2020;103–9.
- 347 18. Dror AA, Eisenbach N, Taiber S, Morozov NG, Mizrahi M, Zigron A. Vaccine
348 hesitancy : the next challenge in the fight against COVID - 19. *Eur J Epidemiol*
349 [Internet]. 2020;35(8):775–9. Available from: [https://doi.org/10.1007/s10654-020-](https://doi.org/10.1007/s10654-020-00671-y)
350 00671-y
- 351 19. Chapin-Bardales J, Gee J, Myers T. Reactogenicity Following Receipt of mRNA-
352 Based COVID-19 Vaccines. *JAMA*. 2021 Apr;383(27):2603–15.
- 353 20. Akech GM, Naloli M, Sebwami P, Kazibwe P, Atwikiriize M, Onyait J, et al.
354 Pneumococcal carriage and antibiotic susceptibility patterns in mother-baby pairs in a
355 rural community in Eastern Uganda : a cross-sectional study [version 1 ; peer review :
356 awaiting peer review]. 2020;1–8.
- 357 21. Alhassan RK, Agyei SO, Ansah EK, Gyapong M. COVID - 19 vaccine uptake among
358 health care workers in Ghana : a case for targeted vaccine deployment campaigns in
359 the global south. *Hum Resour Health*. 2021;1–12.
- 360 22. Erdem H, Lucey DR. Healthcare worker infections and deaths due to COVID-19 : A
361 survey from 37 nations and a call for WHO to post national data on their website. *Int J*
362 *Infect Dis*. 2020;(January).

- 363 23. Gagneux-brunon A, Detoc M, Bruel S, Tardy B, Rozaire O. Intention to get
364 vaccinations against COVID-19 in French healthcare workers during the first
365 pandemic wave : a cross-sectional survey. *J Hosp Infect.* 2021;108:168–73.
- 366 24. Lazarus J V, Ratzan SC, Palayew A, Gostin LO, Larson HJ, Rabin K, et al. A global
367 survey of potential acceptance of a COVID-19 vaccine. *Nat Med [Internet].* 2020;
368 Available from: <http://dx.doi.org/10.1038/s41591-020-1124-9>
- 369 25. Salali GD. COVID-19 vaccine hesitancy is associated with beliefs on the origin of the
370 novel coronavirus in the UK and Turkey. 2020;(i):26–8.
- 371 26. Dula J, Mulhanga A, Nhanombe A, Cumbi L, Júnior A, Gwatsvaira J, et al. Covid-19
372 vaccine acceptability and its determinants in mozambique: An online survey.
373 *Vaccines.* 2021;9(8):1–10.
- 374 27. Wang J, Jing R, Lai X, Zhang H, Lyu Y, Knoll MD, et al. Acceptance of COVID-19
375 Vaccination during the COVID-19 Pandemic in China. :1–14.
- 376 28. Harapan H, Wagner AL, Yufika A, Winardi W, Anwar S, Gan AK, et al. Acceptance
377 of a COVID-19 Vaccine in Southeast Asia: A Cross-Sectional Study in Indonesia.
378 *Front Public Heal.* 2020;8(July):1–8.
- 379 29. Evridiki P, Petros G, Enkeleint AM, Agathi A, Alexandros A, Evanthia A, et al.
380 Factors influencing nursing students’ intention to accept COVID-19 vaccination – A
381 pooled analysis of seven countries. *medRxiv Prepr Serv Heal Sci.* 2021;
- 382 30. Kaur RJ, Dutta S, Bhardwaj P, Charan J, Dhingra S, Mitra P, et al. Adverse Events
383 Reported From COVID-19 Vaccine Trials: A Systematic Review. *Indian J Clin*
384 *Biochem.* 2021 Mar;
- 385

Table 1: Demographic characteristic of participants (N=172)

VARIABLE	Frequency	Percentage
Age (Median; IQR), years	31 (25-39)	
18-39	130	76
≥40	42	24
Sex		
Female	95	55
Male	77	45
Marital status		
Single	76	44
Married	90	52
Divorced/Separated	1	1
Widowed	5	3
Religion		
Roman catholic	46	27
Anglican	59	34
Pentecostal	42	24
Muslim	24	14
Others	1	1
Cadre		
Medical officer	15	9
Nursing officer	43	25
Pharmacist	3	2
Midwife	38	22
Interns	42	24
Laboratory technician	15	9
Specialists	6	3
Clinical Officers	8	5
Counsellors	2	1
Health Facility		
Health center II	13	8
Health center III	41	24
Health center IV	20	12
Mbale Regional Referral	92	53

medRxiv preprint doi: <https://doi.org/10.1101/2022.07.11.22277490>; this version posted July 12, 2022. The copyright holder for this preprint (which was not certified by peer review) is the author/funder, who has granted medRxiv a license to display the preprint in perpetuity. It is made available under a [CC-BY 4.0 International license](https://creativecommons.org/licenses/by/4.0/).

Hospital		
Private Not for Profit	6	3

Table 2: COVID-19 vaccine uptake and reasons for and against among participants

Have you been vaccinated against COVID-19?	Frequency	Percentage
Yes	119	69
No	53	31
Number of COVID-19 vaccine doses received.		
One Dose	40	34
Two Doses	79	66
Are you intending to take COVID-19 vaccine in future?		
Yes, I will get vaccinated	18	34
I am not sure	21	40
No, I will not get vaccinated	14	26
Reasons for COVID-19 vaccine uptake		
To protect myself from getting COVID-19	95	79
To protect others from getting COVID-19	62	52
I believe in vaccines and immunization	48	40
Government recommendations	64	53
Because my colleague had taken it	7	6
The vaccines are safe	42	35
The vaccines are effective	36	30
It is a social and moral responsibility	25	21
The vaccine was free of charge	38	32
To be able to travel	31	26
I am at high risk of severe disease	30	25
To get rid of the virus and end the pandemic	25	21
It's a job requirement	38	32
It's my obligation as a healthcare worker to motivate others	61	51

medRxiv preprint doi: <https://doi.org/10.1101/2022.07.11.22277490>; this version posted July 12, 2022. The copyright holder for this preprint (which was not certified by peer review) is the author/funder, who has granted medRxiv a license to display the preprint in perpetuity. It is made available under a [CC-BY 4.0 International license](https://creativecommons.org/licenses/by/4.0/).

Reasons for not getting COVID-19 vaccine		
I don't think it is needed	12	21
I trust my immunity	18	32
I don't know where to get vaccination	1	2
I don't know where to get good/reliable information	4	7
I have heard or read negative information on the vaccine.	30	54
I don't think the vaccine is effective	24	43
I don't think the vaccine is safe/concerned about side effects	31	55
Someone else told me that the vaccine is not safe	9	16
Had a bad experience with previous vaccinator/health clinic	2	4
Had a bad experience or reaction with previous vaccination	6	11
Someone else told me they/their child had a bad reaction	12	21
Fear of needles	2	4
Religious reasons	4	7
Other beliefs/traditional medicine	3	5

medRxiv preprint doi: <https://doi.org/10.1101/2022.07.16.22273490>; this version posted July 12, 2022. The copyright holder for this preprint (which was not certified by peer review) is the author/funder, who has granted medRxiv a license to display the preprint in perpetuity. It is made available under a [CC-BY 4.0 International license](https://creativecommons.org/licenses/by/4.0/).

Table 3: Uptake of COVID-19 vaccine and associated factors among the participants

VARIABLE	COVID-19 VACCINE UPTAKE		P-VALUE
	YES Frequency (%)	NO Frequency (%)	
All participants	119 (69)	53 (31)	
Age , years			
18-39	82 (70)	48 (91)	0.002
≥40	37 (30)	5 (9)	
Sex			
Female	66 (55)	29 (55)	0.928
Male	53 (45)	24 (45)	
Marital status			
Single	45 (38)	31 (58)	0.019
Married	68 (57)	22 (42)	
Separated	6 (5)	0 (0)	

Religion			
Roman Catholic	36 (30)	10 (19)	0.454
Anglican	40 (34)	19 (36)	
Pentecostal	27 (23)	15 (28)	
Muslim	15 (13)	9 (17)	
Others	1 (1)	0 (0)	
Cadre			
Medical officer	11 (9)	4 (8)	<0.001
Nursing officer	35 (29)	8 (15)	
Pharmacist	2 (2)	1 (2)	
Midwife	30 (25)	8 (15)	
Interns	15 (13)	27 (51)	
Laboratory technician	13 (11)	2 (4)	
Specialists	6 (5)	0 (0)	
Clinical Officers	5 (4)	3 (6)	
Counsellors	2 (2)	0 (0)	
Health Facility			
Lower Health Facility	66 (55)	8 (15)	<0.001
Hospital	53 (45)	45 (85)	
Perceived likelihood of getting COVID-19 in future?			
Not at all	27 (23)	21 (40)	0.072
Slightly	48 (40)	16 (30)	
Very likely	44 (37)	16 (30)	
Overall worry about COVID-19?			
Very worried	49 (41)	19 (36)	0.332
Somewhat worried	52 (44)	21 (40)	
Not at all worried	18 (15)	13 (25)	
Perceived COVID-19 personal risk.			
Major risk	71 (60)	33 (62)	0.072
Minor risk	44 (37)	14 (26)	
No risk at all	4 (3)	6 (11)	
Have you been tested for COVID-19?			
Tested positive	8 (7)	7 (13)	0.060
Tested negative	60 (50)	17 (32)	

medRxiv preprint doi: <https://doi.org/10.1101/2022.07.11.22277490>; this version posted July 12, 2022. The copyright holder for this preprint (which was not certified by peer review) is the author/funder, who has granted medRxiv a license to display the preprint in perpetuity. It is made available under a [CC-BY 4.0 International license](https://creativecommons.org/licenses/by/4.0/).

Haven't tested	51 (43)	29 (55)	
Active involvement in COVID-19 management			
Yes	66 (55)	23 (43)	0.144
No	53 (45)	30 (57)	
COVID-19 vaccine gives effective protection			
Agree	73 (61)	11 (21)	<0.001
Neutral	15 (13)	9 (17)	
Disagree	31 (26)	33 (62)	
Chronic illness			
Yes	23 (19)	3 (6)	0.021
No	96 (81)	50 (94)	

medRxiv preprint doi: <https://doi.org/10.1101/2022.07.11.22277490>; this version posted July 12, 2022. The copyright holder for this preprint (which was not certified by peer review) is the author/funder, who has granted medRxiv a license to display the preprint in perpetuity. It is made available under a [CC-BY 4.0 International license](https://creativecommons.org/licenses/by/4.0/).

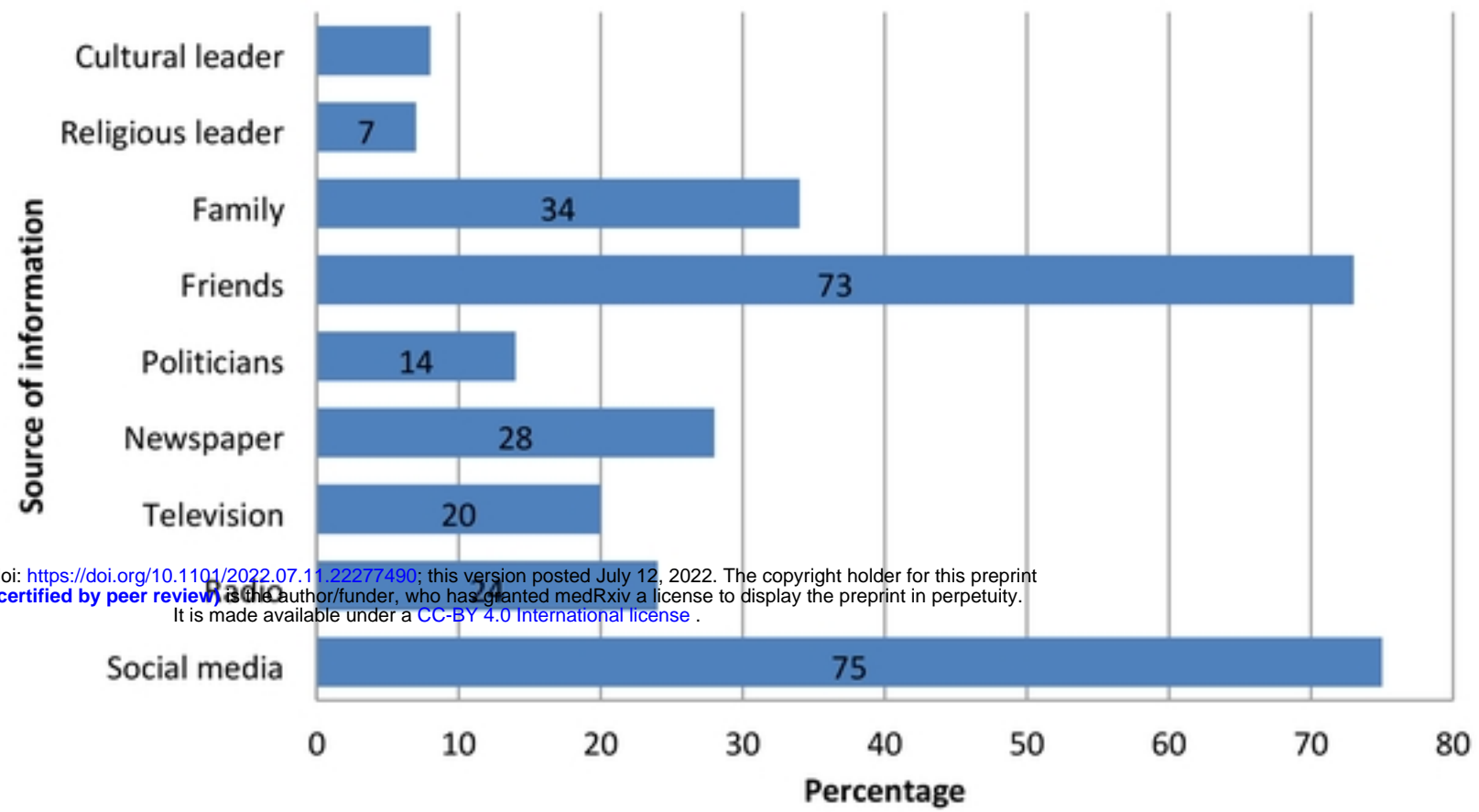
Table 4: Multivariate logistic regression for factors associated with COVID-19 vaccine uptake among participants.

VARIABLE	AOR (95% CI)	P-VALUE
Age		
18-39	1	0.195
40 years and above	2.7 (0.5-12.3)	
Marital Status		
Single	0.5 (0.1-1.7)	0.301
Separated	1	
Religion		
Muslim	1	0.104
Roman Catholic	5.6 (0.6-45.8)	
Anglican	0.6 (0.1-4.5)	
Pentecostal	1.2 (0.1-9.8)	
Cadre		
Medical officer	2.7 (1.1-65.2)	0.534
Nursing officer	5.9 (0.2-124.6)	0.253
Pharmacist	185.8 (0.4-76.7)	0.089
Midwife	3.6 (0.1-80.1)	0.408
Interns	0.9 (0.0-17.0)	0.984

Laboratory technician	4.5 (0.1-147.3)	0.395
Specialists	1	
Health Facility		
Lower Health Facility	25.9 (5.9-112.7)	<0.001
Hospital	1	
Perceived likelihood of getting COVID-19 in future?		
Not at all	0.6 (0.1-3.1)	0.577
Slightly	0.9 (0.2-3.6)	0.948
Very likely	1	
Perceived COVID-19 personal risk.		
Major risk	14.3 (1.1-181.2)	0.039
Minor risk	25.1 (2.1-290.7)	0.010
No risk at all	1	
Have you been tested for COVID-19?		
Tested positive	1.4 (0.1-14.5)	0.731
Tested negative	3.3 (1.0-10.7)	0.046
Haven't tested	1	
COVID-19 vaccine gives effective protection.		
Agree	28.3 (6.3-126.1)	<0.001
Neutral	1.5 (0.2-8.7)	0.635
Disagree	1	
Active involvement in COVID-19 management		
Yes	2.2 (0.6-7.7)	0.193
No	1	
Chronic illness		
Yes	8.2 (0.8-80.6)	0.070
No	1	

medRxiv preprint doi: <https://doi.org/10.1101/2022.07.11.22277490>; this version posted July 12, 2022. The copyright holder for this preprint (which was not certified by peer review) is the author/funder, who has granted medRxiv a license to display the preprint in perpetuity. It is made available under a CC-BY 4.0 International license.

Source of negative information about COVID-19 vaccination



medRxiv preprint doi: <https://doi.org/10.1101/2022.07.11.22277490>; this version posted July 12, 2022. The copyright holder for this preprint (which was not certified by peer review) is the author/funder, who has granted medRxiv a license to display the preprint in perpetuity. It is made available under a [CC-BY 4.0 International license](https://creativecommons.org/licenses/by/4.0/).

Figure 1: Sources of negative information about COVID-19 vaccination among participants

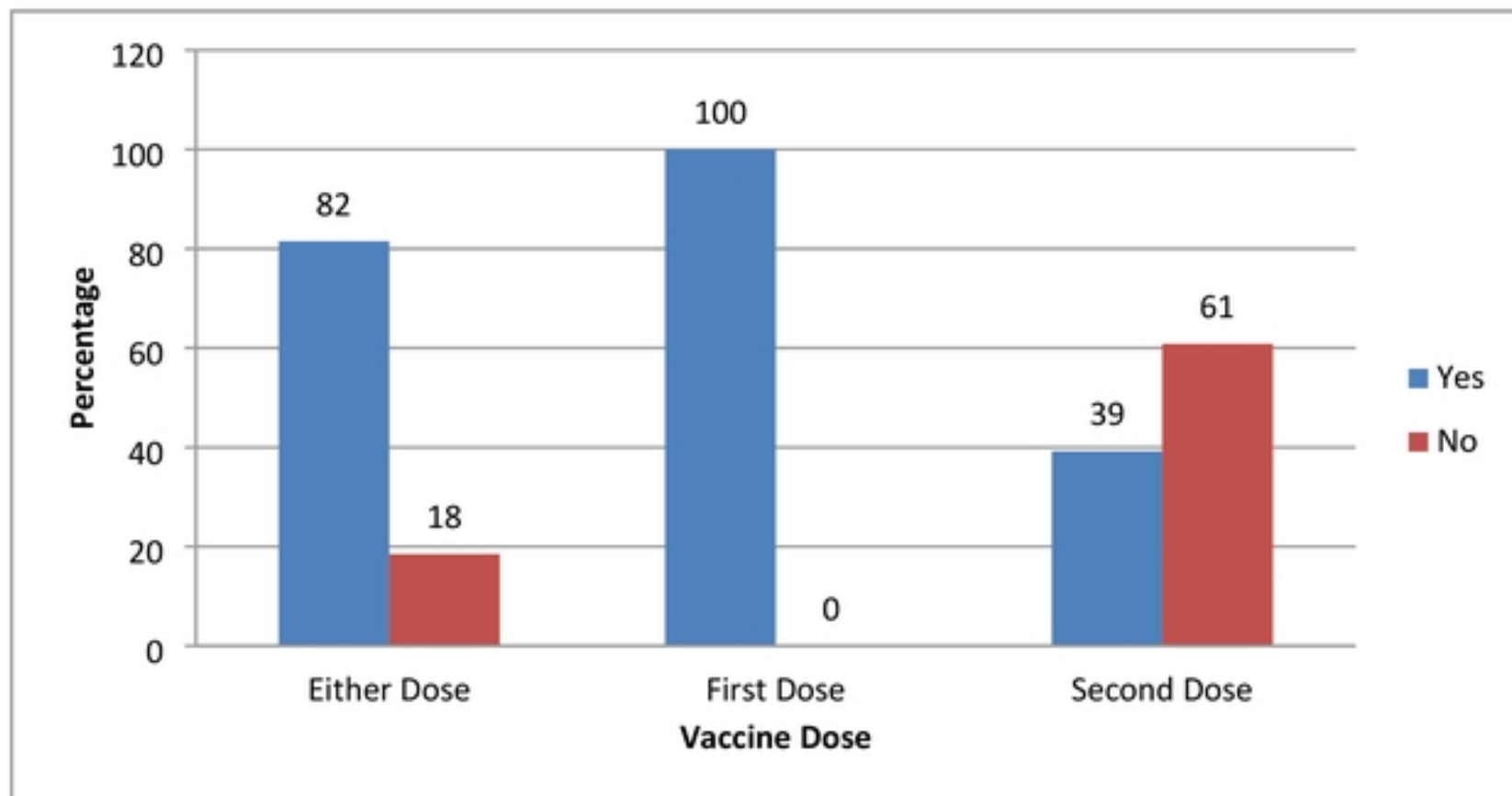


Figure 2: Occurrence of self-reported side-effects on the different vaccine doses

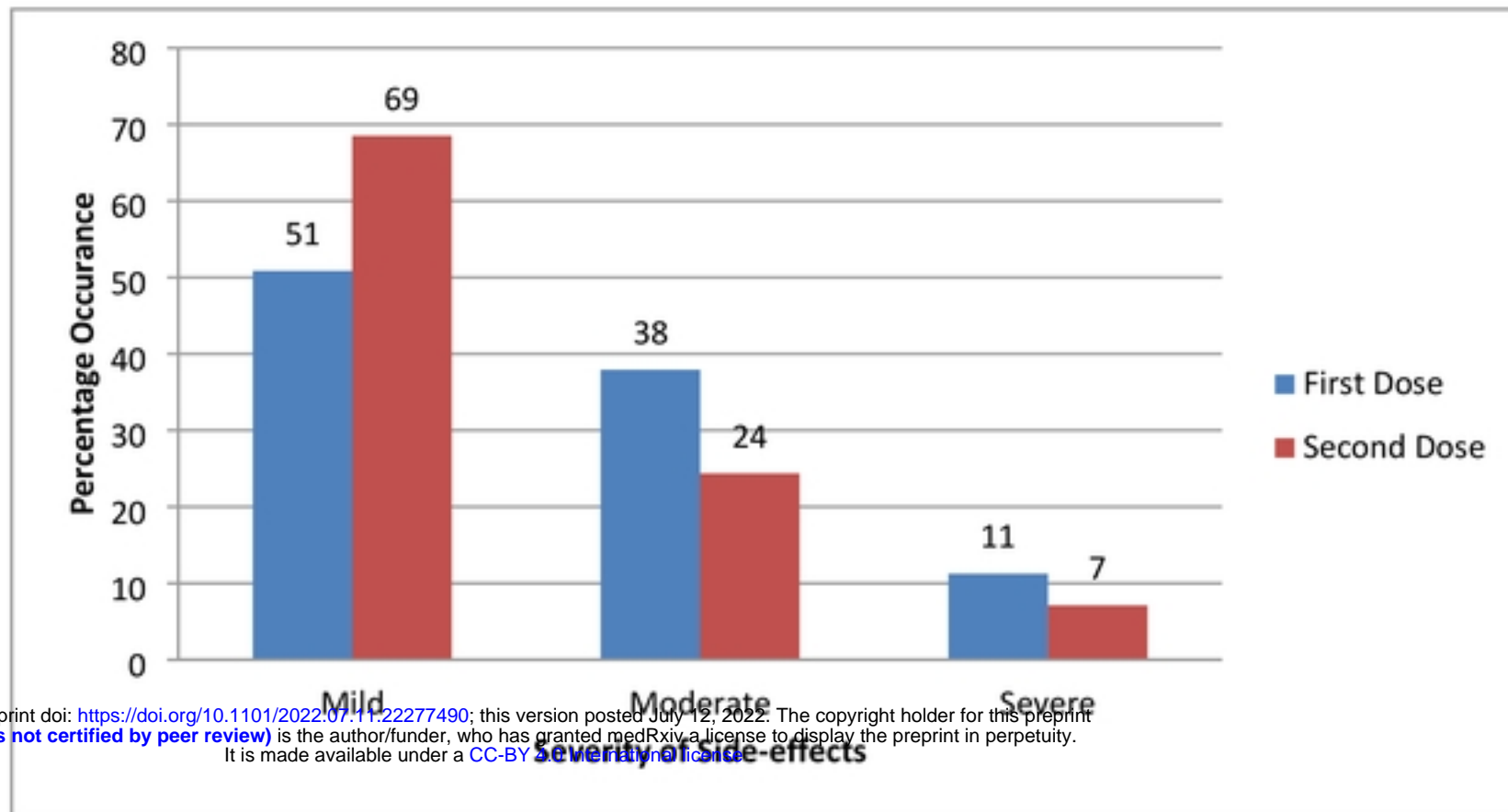


Figure 3: Severity of self-reported side-effects on the different vaccine doses

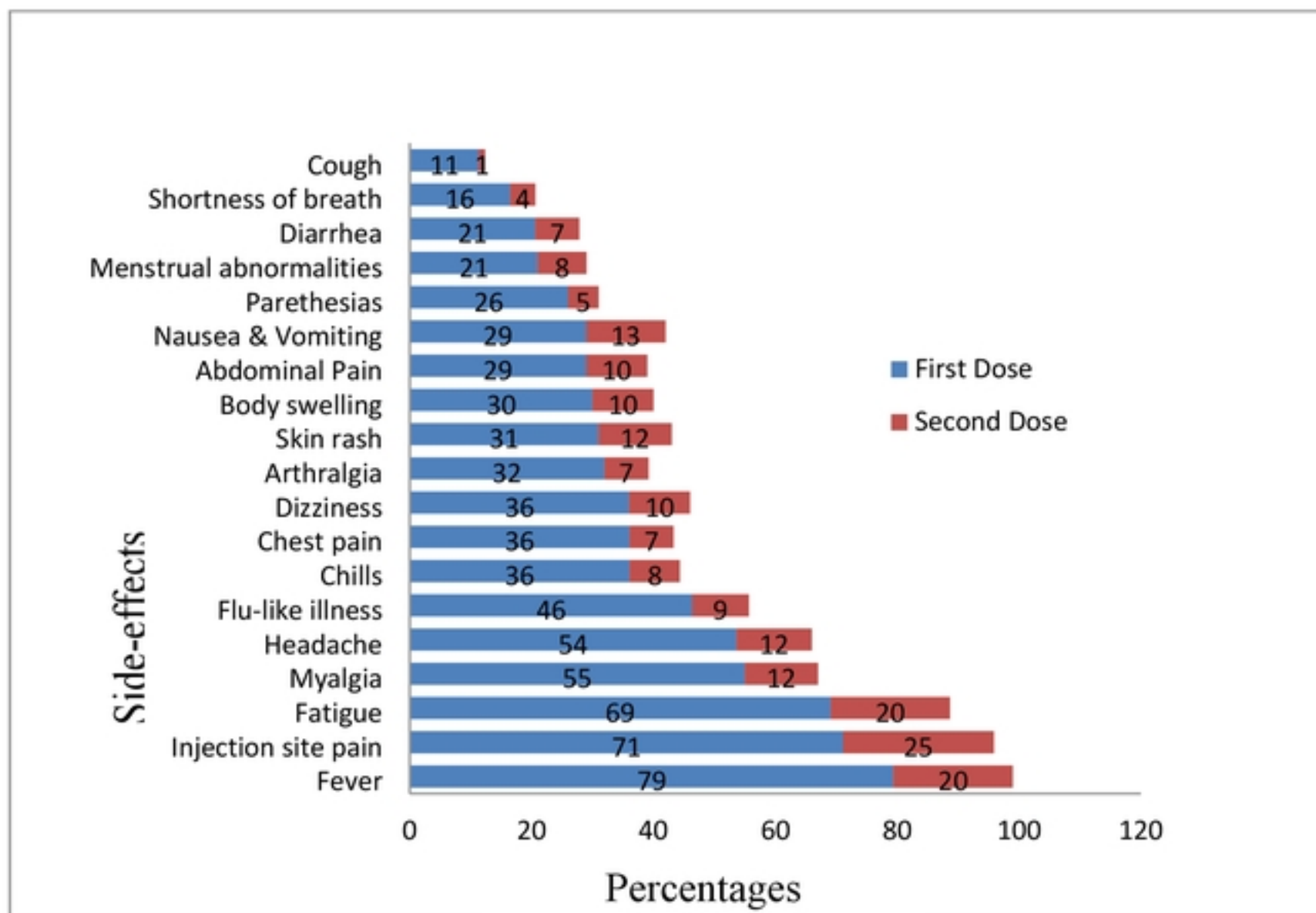


Figure 4: The different self-reported side effects on both COVID-19 vaccine doses

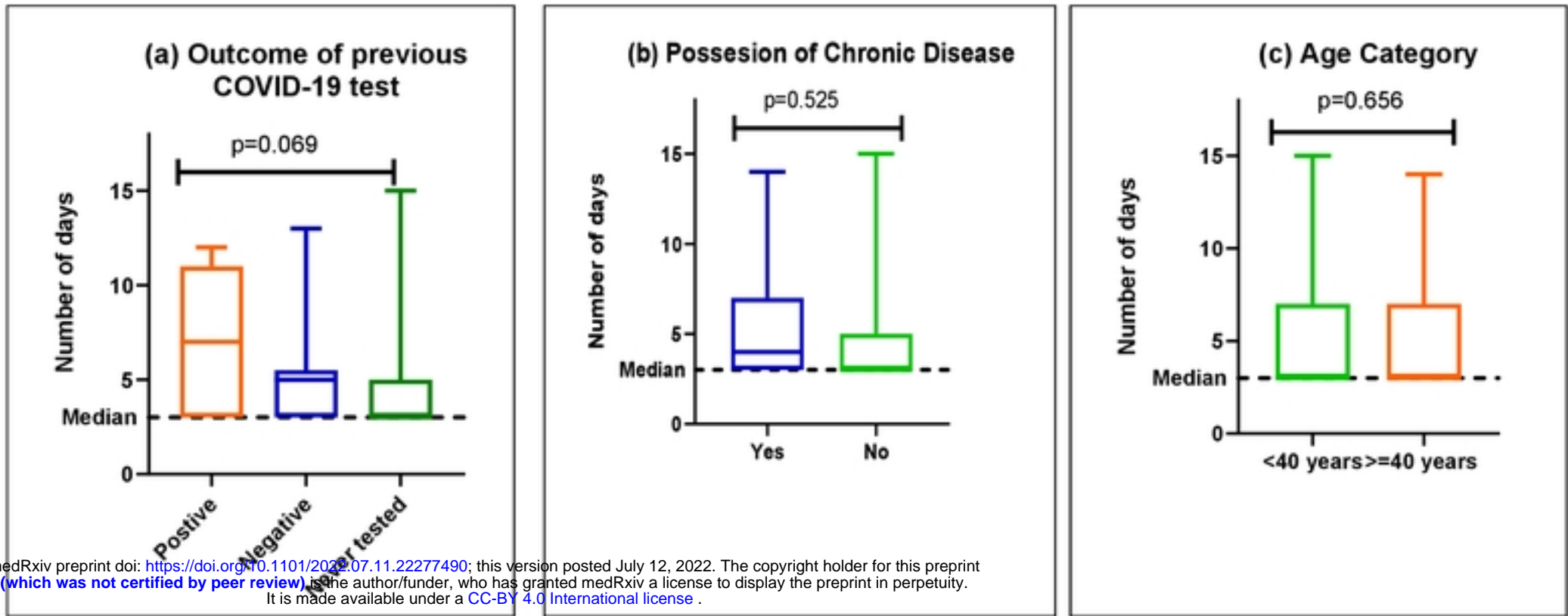


Figure 5: Duration of self-reported side-effects compared among (a) outcomes of previous COVID-19 test (b) possession of chronic illness and (c) age category. Median duration of side-effects is 3 days