

## **Missed opportunities for HIV testing among those who accessed sexually transmitted infection (STI) services, tested for STIs and diagnosed with STIs: a systematic review and meta-analysis**

Kanwal Saleem<sup>1</sup>, Ee Lynn Ting<sup>2</sup>, Andre J.W. Loh<sup>2</sup>, Rachel Baggaley<sup>3</sup>, Maeve B. Mello<sup>3</sup>, Muhammad S. Jamil<sup>3</sup>, Magdalena Barr-Dichiara<sup>3</sup>, Cheryl Johnson<sup>3</sup>, Sami L. Gottlieb<sup>3</sup>, Christopher K. Fairley<sup>1,2</sup>, Eric P.F. Chow<sup>1,2,4</sup>, Jason J. Ong<sup>§,1,2,5</sup>

<sup>1</sup> Melbourne Sexual Health Centre, Alfred Health, Melbourne, Australia

<sup>2</sup> Central Clinical School, Monash University, Melbourne, Australia

<sup>3</sup> Global HIV, Hepatitis and STI Programmes, World Health Organization, Geneva, Switzerland

<sup>4</sup> Centre for Epidemiology and Biostatistics, Melbourne School of Population and Global Health, The University of Melbourne, Melbourne, Victoria, Australia

<sup>5</sup> Faculty of Infectious and Tropical Diseases, London School of Hygiene and Tropical Medicine, London, United Kingdom

### **§Corresponding author:**

Jason Ong

580 Swanston Street

Carlton, Victoria 3053, Australia

Telephone: +613 9341 6200

Email: Jason.Ong@monash.edu, Jason.Ong@lshtm.ac.uk, [doctorjasonong@gmail.com](mailto:doctorjasonong@gmail.com)

### **E-mail addresses of authors:**

KS: [kanwalsaleem10@outlook.com](mailto:kanwalsaleem10@outlook.com)

ET: [tingeelynn@gmail.com](mailto:tingeelynn@gmail.com)

AL: [andre.loh77@gmail.com](mailto:andre.loh77@gmail.com)

RB: [baggaley@who.int](mailto:baggaley@who.int)

MBM: [demellmae@who.int](mailto:demellmae@who.int)

MSF: [mjprail@msf.org](mailto:mjprail@msf.org) research that has not been certified by peer review and should not be used to guide clinical practice.

MBD: [barrdichiararam@who.int](mailto:barrdichiararam@who.int)

CJ: [johnsonc@who.int](mailto:johnsonc@who.int)

SLG: [gottliebs@who.int](mailto:gottliebs@who.int)

CKF: [Christopher.Fairley@monash.edu](mailto:Christopher.Fairley@monash.edu)

EC: [EChow@mshc.org.au](mailto:EChow@mshc.org.au)

JJO: [Jason.Ong@monash.edu](mailto:Jason.Ong@monash.edu)

**Keywords:** HIV, HIV testing, missed opportunities, sexually transmitted diseases/diagnosis, sexually transmitted infection

**Word count:**

Abstract: 322/350

Main text: 3696/5000

## 1 **Abstract**

2 **Introduction:** Of 37.7 million people living with HIV in 2020, 6.1 million still do not know  
3 their HIV status. We synthesise evidence on concurrent HIV testing among people who tested  
4 for other sexually transmitted infections (STI).

5 **Methods:** We conducted a systematic review using five databases, HIV conferences and  
6 clinical trial registries. We included publications between 2010 and May 2021 that reported  
7 primary data on concurrent HIV/STI testing. We conducted a random-effects meta-analysis  
8 and meta-regression of the pooled proportion for concurrent HIV/STI testing.

9 **Results and discussion:** We identified 96 eligible studies: the majority (73%) were from high-  
10 income countries (HIC), with a third from general populations (36%) and non-heterosexual  
11 populations (30%). Among the 96 studies, 18 studies had relevant data for a meta-analysis for  
12 the proportion of people tested for HIV among those attending a clinic with STI testing services,  
13 15 studies among those tested for other STIs, 13 studies among those diagnosed with STI and  
14 three studies for people with STI symptoms. The remaining studies provided data on the  
15 acceptability, feasibility, barriers, facilitators, economic evaluation and social harms of  
16 concurrent HIV/STI testing. The pooled proportion of people tested for HIV among those  
17 attending an STI service (n=18 studies) was 71.0% [95% confidence intervals: 61.0-80.1,  
18 I<sup>2</sup>=99.9%], people tested for HIV among those who were tested for STIs (n=15) was 61.3%  
19 [53.9-68.4, I<sup>2</sup>=99.9%], people tested for HIV among those who were diagnosed with an STI  
20 (n=13) was 35.3% [27.1-43.9, I<sup>2</sup>=99.9%]. and people tested for HIV among those presenting  
21 with STI symptoms (n=3) was 27.1% [20.5-34.3, I<sup>2</sup>=92.0%]. The meta-regression analysis  
22 found that heterogeneity was driven mainly by identity as a sexual minority, the latest year of  
23 study, country-income level and region of the world.

24 **Conclusions:** Not testing for HIV amongst people using STI services presents a significant  
25 missed opportunity, particularly among those diagnosed with an STI. Stronger integration of  
26 HIV and STI services is urgently needed to improve prevention, early diagnosis, and linkage  
27 to care services.

28 **PROSPERO Number:** CRD42021231321

29 **Word Limit:** 322 words

30

## 31 **Introduction**

32 According to the Joint United Nations Programme on HIV/AIDS (UNAIDS), approximately  
33 37.7 million people were living with HIV (PLHIV) in 2020, including 36 million adults and  
34 1.7 million children; of these, 6.1 million people globally were not aware of their HIV status  
35 [1]. Access to early testing is essential for HIV prevention, treatment, and linkage to care.  
36 Earlier diagnosis and subsequent antiretroviral therapy (ART) initiation significantly decrease  
37 HIV-related morbidity and mortality and the risk of onward transmission, resulting in the  
38 improved long-term health of PLHIV and their communities [2]. Therefore, more efficient and  
39 effective ways to reach the UN global targets to diagnose 95% of PLHIV and link them to care  
40 are required. To achieve this, countries need to develop a strategic mix of testing approaches;  
41 this can include targeted testing based on risk and symptoms [3] and routine testing for people  
42 attending clinical services for sexually transmitted infections (STIs).

43 Individuals with STIs are at an increased risk of transmitting and acquiring HIV due to  
44 biological factors and similar high-risk sexual practices such as condomless sex or multiple  
45 sexual partners [4]. Studies show that detecting and treating STIs may reduce HIV acquisition  
46 and transmission [5]. These findings underscore the need for improved routine STI services  
47 that include the offer of HIV testing among people tested for STIs (i.e., concurrent HIV/STI  
48 testing) at the same visit. Regular concurrent HIV/STI testing for those at higher risk facilitates  
49 early HIV diagnosis and might also reduce the onward transmission of HIV or other STIs [6].

50 In 2007, the World Health Organization (WHO) recommended the routine offer of concurrent  
51 HIV testing in all STI services[7] and reinforced this in all subsequent testing guidelines. In  
52 2019, there were further recommendations for testing and retesting for people presenting with  
53 a diagnosis or receiving treatment for STIs [8]. This includes dual HIV/syphilis rapid  
54 diagnostic tests that can be considered the first test in HIV testing strategies and algorithms in  
55 antenatal care settings. HIV testing is also recommended to be integrated with other clinical  
56 services, including STIs and tuberculosis, to create opportunities for the early diagnosis of co-  
57 infections and increase uptake of HIV testing among populations at higher risk for HIV  
58 infection [9].

59 Despite these long-standing global guidelines, HIV testing among people tested for STIs or  
60 presenting with STI symptoms in diverse healthcare settings (community-based services,  
61 hospitals, STI clinics, and physician/primary care outpatient clinics) remains suboptimal. In  
62 2016, a retrospective USA-based study with participants from 29 states showed that only 43%

63 of the participants diagnosed with an STI in a physician outpatient clinic or emergency  
64 department were screened for HIV [10]. Similarly, a Spain-based study conducted in 2016  
65 reported that HIV testing was conducted among 61% of people diagnosed with other STIs in  
66 various settings, including primary care, hospital or clinic, sexual health clinic and medical  
67 specialist [11]. Furthermore, data from the paediatric department of Cincinnati Children's  
68 Hospital Medical Centre in the USA observed test uptake as low as 3.6% among adolescents  
69 diagnosed with an STI [12].

70 A prior systematic review identified HIV testing interventions among health care settings in  
71 Europe[13] and another on how incentives could improve HIV/STI testing rates [14]. However,  
72 to our knowledge, there are no systematic reviews on concurrent HIV/STI testing uptake across  
73 different healthcare settings globally. This systematic review and meta-analysis aim to  
74 synthesise the existing evidence on the routine offer and uptake of HIV testing among people  
75 attending an STI service, tested for other STIs, diagnosed with STIs or with STI symptoms.  
76 Secondary aims included identifying barriers and facilitators for concurrent HIV/STI testing.

77

## 78 **Methods**

79 We conducted a systematic review (Prospero: CRD42021231321) that followed the guidelines  
80 in the Cochrane handbook for systematic reviews[15] and the PRISMA (Preferred reporting  
81 items for systematic reviews and meta-analyses) guidelines for reporting [16]. Five databases  
82 (Ovid MEDLINE, Ovid Embase, Ovid Global Health, EBSCO CINAHL Plus and Web of  
83 Science Core Collection), conferences related to HIV (Conference on Retroviruses and  
84 Opportunistic Infections (CROI), HIV Research for Prevention conference (HIVR4P),  
85 International AIDS Conference (IAS), International Conference on AIDS and STIs in Africa  
86 (ICASA), US CDC Prevention, British Association for Sexual Health and HIV (BASHH) and  
87 clinical trial registries (clinicaltrials.gov, WHO international clinical trials registry platform)  
88 were searched for publications between 1<sup>st</sup> January 2010 and 5<sup>th</sup> May 2021 that documented  
89 primary data on concurrent HIV/STI testing uptake.

## 90 **Study eligibility criteria**

91 We included any studies in English and contained data for the number of people tested for HIV  
92 among the number of people who attended an STI service, tested for STIs, diagnosed with STIs  
93 (chlamydia, gonorrhoea or syphilis) or with symptoms of STIs. As part of our secondary

94 outcomes, we also included studies reporting the acceptability, feasibility, barriers, facilitators,  
95 economic evaluation and social harms of concurrent HIV-STI testing. We excluded duplicated  
96 results from the same study or laboratory studies testing HIV diagnostic performance.

### 97 **Search method and data extraction**

98 Key concepts included in the search strategy were: (1) HIV and STIs; (2) tests and screening;  
99 and (3) early diagnosis, missed opportunities. Additional details on the search strategy are  
100 included in the Appendix. All studies' titles and abstracts were independently screened by at  
101 least two reviewers (KS, ET, AL) using the inclusion criteria. The full texts of potentially  
102 relevant papers were independently screened by at least two reviewers (KS, ET, AL) and any  
103 discrepancies were resolved by another researcher (JO). Relevant data related to primary and  
104 secondary outcomes were extracted from deduplicated publications. We conducted a  
105 qualitative synthesis of factors associated with concurrent HIV/STI testing and classified each  
106 attribute using the socio-ecological model[17]: “Individual factors”, “service factors”, and  
107 “societal factors”.

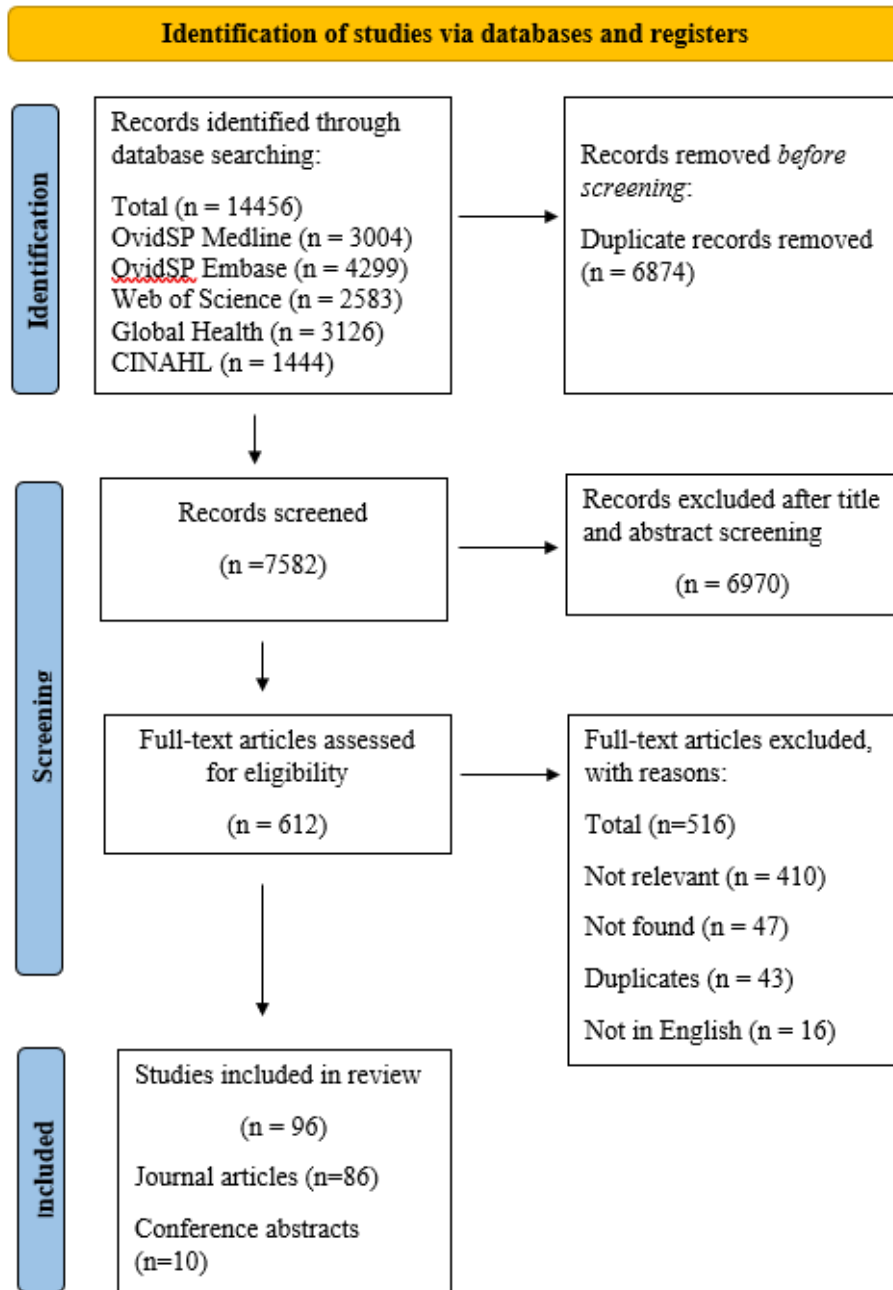
### 108 **Statistical analysis**

109 Random-effects meta-analysis was used to calculate across-study pooled proportions of people  
110 tested for HIV among those attending an STI service, tested for other STIs or diagnosed with  
111 STIs. Pooled proportions and 95% confidence intervals were generated using a Freeman-  
112 Tukey-type double arcsine transformation to adjust for variance instability. Statistical  
113 heterogeneity between studies was assessed with the  $I^2$  statistic. Predefined subgroup meta-  
114 analyses were based on the following covariates: country-income level, type of HIV testing  
115 (rapid testing, venepuncture), recruitment site, study population, the latest year of study and  
116 region of the world. Funnel plots were generated to assess the possibility of small-study effects  
117 associated with publication bias. Egger's test was performed to confirm the presence of this  
118 bias. When publication bias was significant ( $p < 0.05$ ), we used a nonparametric trim-and-fill  
119 analysis to explore the sensitivity of the meta-analysis results to potentially omitted studies.  
120 Random-effects meta-regression models using the covariates described above were conducted  
121 to examine the association of these variables with the effect size. Adjusted  $R^2$  is reported for  
122 the percentage of variance explained by the subgroups above. All analyses were conducted  
123 using Stata, version 17.0 (StataCorp LLC). We evaluated the methodological quality using the  
124 Cochrane risk of bias tool for randomised controlled trials, Newcastle-Ottawa quality  
125 assessment scale for cross-sectional, cohort and case-control studies, consolidated health

126 economic evaluation reporting standards (CHEERS) checklist for economic evaluation studies,  
127 and Joanna Briggs Institute (JBI) critical appraisal checklist for qualitative studies.

## 128 **Results and discussion**

129 Of 7582 articles, 612 full texts were examined, and 96 studies were included in our final  
130 analysis (Figure 1). Among the 96 studies, 18 studies had relevant data for a meta-analysis for  
131 the proportion of people tested for HIV among those attending an STI service, 15 studies  
132 among those tested for STIs, 13 studies among those diagnosed with STI, and three studies for  
133 people with STI symptoms. The remaining studies provided data related to the secondary  
134 outcomes. Table 1 provides an overview of the included studies. In brief, the majority (73%)  
135 of studies were from HIC, with about a third from general populations (36%) and sexual  
136 minorities (i.e., non-heterosexual population) (30%). (Supplementary Table 1 provides further  
137 details of each included study.)



138

139 **Figure 1. PRISMA flowchart**

140

141 **Table 1. Summary of included studies (N=96)**

	n (%)
<i>Latest year of study</i> <sup>#</sup>	
Before 2010	19 (19.8)
2010-2014	40 (41.7)
2015-2021	25 (26.0)



*Type of Studies*

Randomised controlled trial	3 (3.1)
Observational	78 (82.1)
Economic evaluation	3 (3.1)
Qualitative	16 (16.8)
Other	1 (1)

*Region of World*

Americas	43 (44.7)
African	10 (10.4)
Eastern Mediterranean	1 (1)
Europe	20 (20.8)
South-East Asia	2 (2)
Western Pacific	20 (20.8)

*Country income level\**

Low	3 (3)
Lower-middle	7 (7.1)
Upper-middle	14 (14.2)
High	72 (73.4)
Not specified	2 (2)

*Study population*

General population	35 (35.7)
Sexual minorities <sup>\$</sup>	29 (29.5)
Youth	11 (11.2)
Sex workers	4 (4)
Other (health providers, inmates, asylum seekers, older people, low-income women)	18 (18.3)
Not specified	1 (1)

*Testing Setting*

Hospital	8 (6.8)
Outpatient	14 (12)
Emergency department	11 (9.4)
Community-based facilities (GPs)	9 (7.7)
STI clinic	24 (20.6)

Other (University, home, social settings, migrant health clinic)	14 (12)
Not specified	36 (31)
<i>HIV test conducted by</i>	
Self-testing	9 (7.4)
Nurse	22 (18.1)
Doctor	23 (19)
Counsellor	1 (0.8)
Peer	1 (0.8)
Other	1 (0.8)
Not specified	64 (52.8)

142 # 12 studies did not have a clear study year

143 \* Country income level was determined using the World Bank classification [18].

144 § Those who do not identify as heterosexual, examples include people who identify as lesbian,  
145 gay, bisexual, transgender or queer.

146

147 **Percentage of people tested for HIV among those attending a clinic with STI testing**  
148 **service**

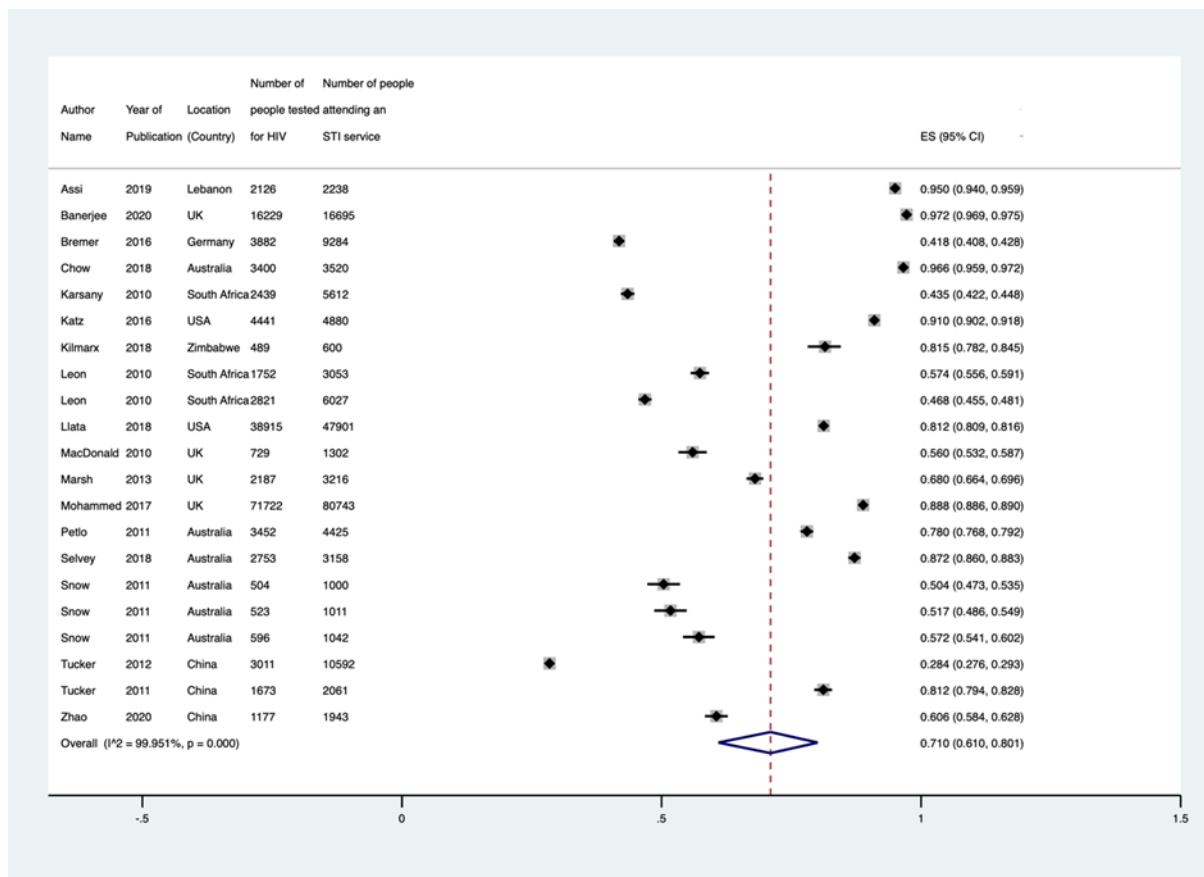
149 Eighteen studies provided 21 estimates for the meta-analysis (Figure 2, Table 2). The pooled  
150 percentage of people tested for HIV when attending an STI service was 71.0% (95% CI: 61.0-  
151 80.1%). There was no evidence of publication bias (p=0.837) (Supplementary Figure 1). The  
152 meta-regression analysis revealed that sexual minority populations compared with those not  
153 belonging to a sexual minority (AOR 1.37, 95%CI:1.10-1.71) and recent latest year of study  
154 (2010-2014: AOR 1.68 (95%CI: 1.17-2.40); 2015 onwards: AOR 1.46 (95%CI:1.26-1.29)  
155 compared with before 2010, explained most of the heterogeneity (adjusted R<sup>2</sup>=91.3%)  
156 (Supplementary Table 2)

157

158 **Table 2. Pooled percentage of people tested for HIV who attended an STI service**

	Number of studies	Pooled % of people tested for HIV	I <sup>2</sup> (p value)
Total	18	71.0 (61.0-80.1)	99.95% (<0.001)
Country income level			
High	11	75.4 (66.3-83.4)	99.93% (<0.001)

Middle	7	63.5 (46.4-79.0)	99.89% (<0.001)
Type of HIV testing			
Rapid HIV testing	4	74.5 (52.6-91.2)	99.85% (<0.001)
Venepuncture	4	62.1 (61.0-80.1)	99.88% (<0.001)
Unclear	10	74.3 (60.5-86.0)	99.97% (<0.001)
Study population			
Sexual minorities	7	79.1 (70.8-86.3)	99.73% (<0.001)
Not sexual minorities	11	64.5 (46.5-80.5)	99.97% (<0.001)
Latest year of study			
Before 2010	6	52.3 (40.3-64.1)	99.79% (<0.001)
2010-2014	6	76.9 (64.4-87.3)	99.95% (<0.001)
2015 onwards	6	88.6 (78.0-96.0)	99.77% (<0.001)
Region of the World			
Americas	2	82.3 (81.9-82.6)	-
African	4	57.7 (47.3-67.8)	99.35% (<0.001)
Eastern Mediterranean	1	95.0 (94.0-95.9)	-
Europe	5	73.5 (51.5-90.7)	99.97% (<0.001)
South-East Asia	0	-	-
Western Pacific	7	67.7 (46.1-85.9)	99.92% (<0.001)



160

161 ES = Effect size; 95% CI = 95% confidence intervals

162 **Figure 2. Forest plot for HIV testing among people attending a clinic with STI testing**  
 163 **services.**

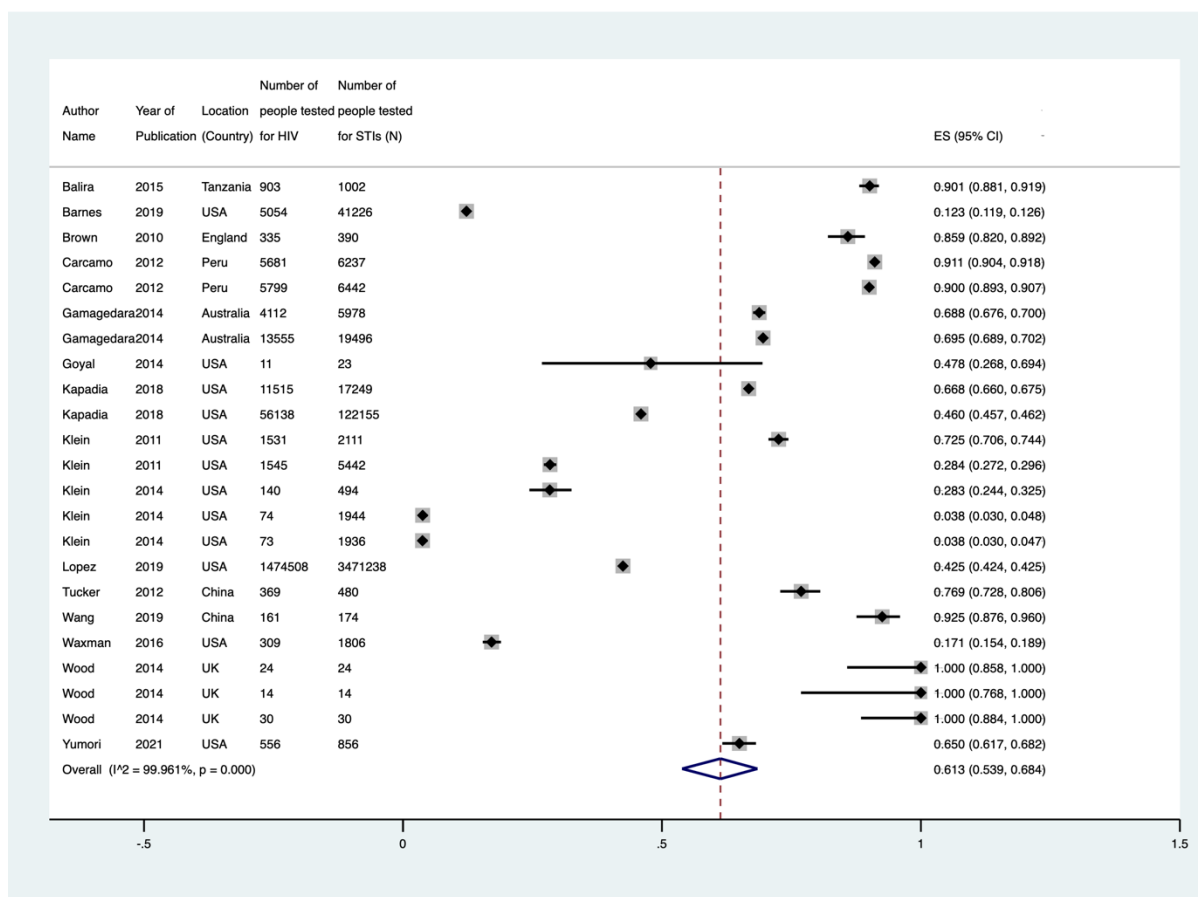
164

165 **Percentage of people tested for HIV among those tested for an STI**

166 Fifteen studies provided 23 estimates from 15 studies for the meta-analysis (Figure 3, Table 3).  
 167 The pooled percentage of people tested for HIV among those tested for STIs independent of  
 168 the type of service was 61.3% (95% CI: 53.9-68.4%,  $I^2=99.96\%$ ). There was evidence of  
 169 publication bias ( $p=0.032$ ) (Supplementary Figure 2) with a pooled prevalence of 57.8% (95%  
 170 CI: 44.8-70.8) when we imputed potentially missing studies. The meta-regression analysis  
 171 revealed that studies from middle-income countries compared with high-income countries  
 172 (AOR 2.14, 95%CI:1.44-3.17) and regions of the world (Europe: AOR 2.04 (95%CI: 1.22-  
 173 3.42); Western Pacific: AOR 1.60 (95%CI:1.04-2.44) compared with the region of the  
 174 Americas, explained most of the heterogeneity (adjusted  $R^2=70.5\%$ ) (Supplementary Table 3).

175 **Table 3. Pooled percentage of people tested for HIV who were tested for an STI**

	Number of studies	Pooled % of people tested for HIV	$I^2$ (p value)
Total	15	61.3 (53.9-68.4)	99.96% (<0.001)
Country income level			
High	11	51.1 (43.6-58.4)	99.96% (<0.001)
Middle	4	88.6 (85.8-91.2)	94.44% (<0.001)
Type of HIV testing			
Rapid HIV testing	2	91.6 (89.7-93.4)	-
Venepuncture	8	59.3 (43.4-74.3)	98.98% (<0.001)
Unclear	5	57.0 (44.3-69.2)	99.76% (<0.001)
Recruitment site			
STI clinic	5	75.0 (71.2-78.7)	95.61% (<0.001)
Hospital outpatients	1	65.0 (61.7-68.2)	-
Emergency department	4	18.5 (8.7-30.9)	99.70% (<0.001)
General Practice	1	65.0 (61.7-68.2)	-
Online	1	100 (76.8-100)	-
Study population			
Sexual minorities	2	98.4 (93.0-100)	53.40% (<0.001)
Not sexual minorities	13	52.6 (44.6-60.6)	99.97% (<0.001)
Latest year of study			
Before 2010	5	59.8 (32.6-84.0)	99.94% (<0.001)
2010-2014	4	79.1 (60.0-93.4)	99.82% (<0.001)
2015 onwards	6	48.4 (38.3-58.5)	99.98% (<0.001)
Region of the World			
Americas	9	42.5 (33.6-51.5)	99.97% (<0.001)
African	1	90.1 (88.1-91.9)	-
Eastern Mediterranean	0	-	-
Europe	2	97.9 (86.9-100)	-
South-East Asia	0	-	-
Western Pacific	3	75.7 (71.6-79.6)	96.18% (<0.001)



177

178 ES = Effect size; 95% CI = 95% confidence intervals

179 **Figure 3. Forest plot for HIV testing among people tested for STIs**

180

181 **Percentage of people tested for HIV among those diagnosed with STIs**

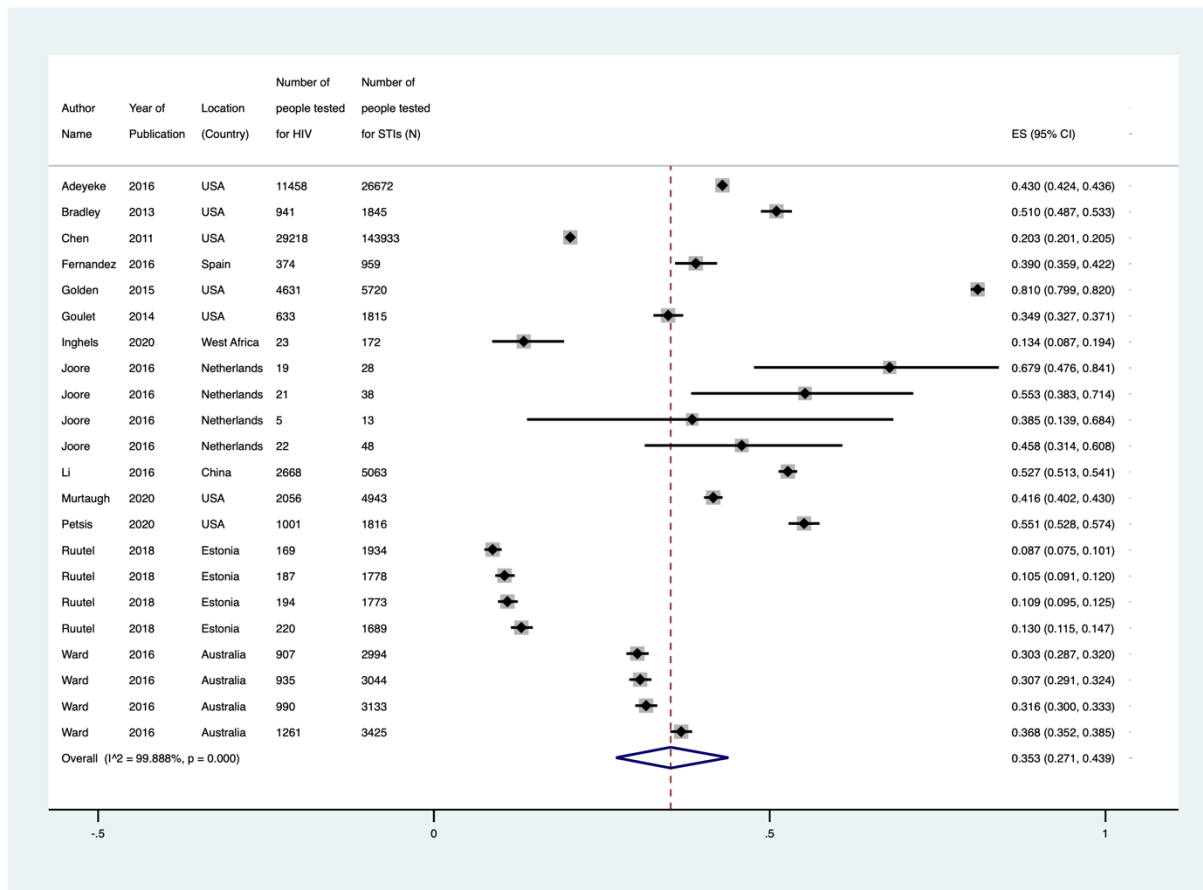
182 Thirteen studies provided 22 estimates from 13 studies for the meta-analysis (Figure 4, Table  
 183 4). The pooled percentage of people tested for HIV among those diagnosed with an STI was  
 184 35.3% (95% CI: 27.1-43.9,  $I^2=99.89\%$ ). There was no evidence of publication bias ( $p=0.088$ ,  
 185 Supplementary Figure 3). We could only run the univariable analysis for the meta-regression  
 186 analysis as there were insufficient observations for the multivariable analysis. We found that  
 187 sexual minorities (OR 1.62, 95%CI:1.16-2.25) compared with non-sexual minorities were  
 188 more likely to be tested for HIV among those diagnosed with STIs (adjusted  $R^2=32.5\%$ )  
 189 (Supplementary Table 4).

190 **Table 4. Pooled percentage of people tested for HIV among those diagnosed with STIs**

	Number of studies*	Pooled % of people tested for HIV	$I^2$ (p value)
Total	13	35.3 (27.1-43.9)	99.89% (<0.001)
Country income level			
High	11	35.6 (27.1-44.6)	99.89% (<0.001)
Mixed	2	51.3 (49.9-52.6)	-
Type of HIV testing			
Rapid HIV testing	1	39.0 (35.9-42.2)	-
Venepuncture	2	36.7 (29.2-44.5)	98.94% (<0.001)
Unclear	10	34.6 (24.3-45.7)	99.92% (<0.001)
Recruitment site			
STI clinic	2	50.5 (49.2-51.8)	-
Hospital outpatients	1	39.0 (35.9-42.2)	-
General Practice	4	40.7 (34.6-47.0)	97.77% (<0.001)
Study population			
Sexual minorities	1	81.0 (79.9-82.0)	-
Not sexual minorities	12	32.7 (26.2-39.7)	99.82% (<0.001)
Latest study year			
Before 2010	2	23.5 (23.3-23.7)	-
2010-2014	9	37.8 (26.9-49.4)	99.80% (<0.001)
2015 onwards	3	25.4 (2.8-60.1)	-
Region of the World			
Americas	7	46.7 (29.9-63.8)	99.96% (<0.001)
African	1	13.4 (8.7-19.4)	-
Eastern Mediterranean	0	-	-
Europe	3	26.7 (18.3-36.0)	98.44% (<0.001)
South-East Asia	0	-	-
Western Pacific	1	32.3 (29.4-35.4)	-

\* Some categories may not add up to the total number of studies because of missing data

191  
192  
193  
194



195

196 ES = Effect size; 95% CI = 95% confidence intervals

197 **Figure 4. Forest plot for HIV testing among those diagnosed with an STI**

198

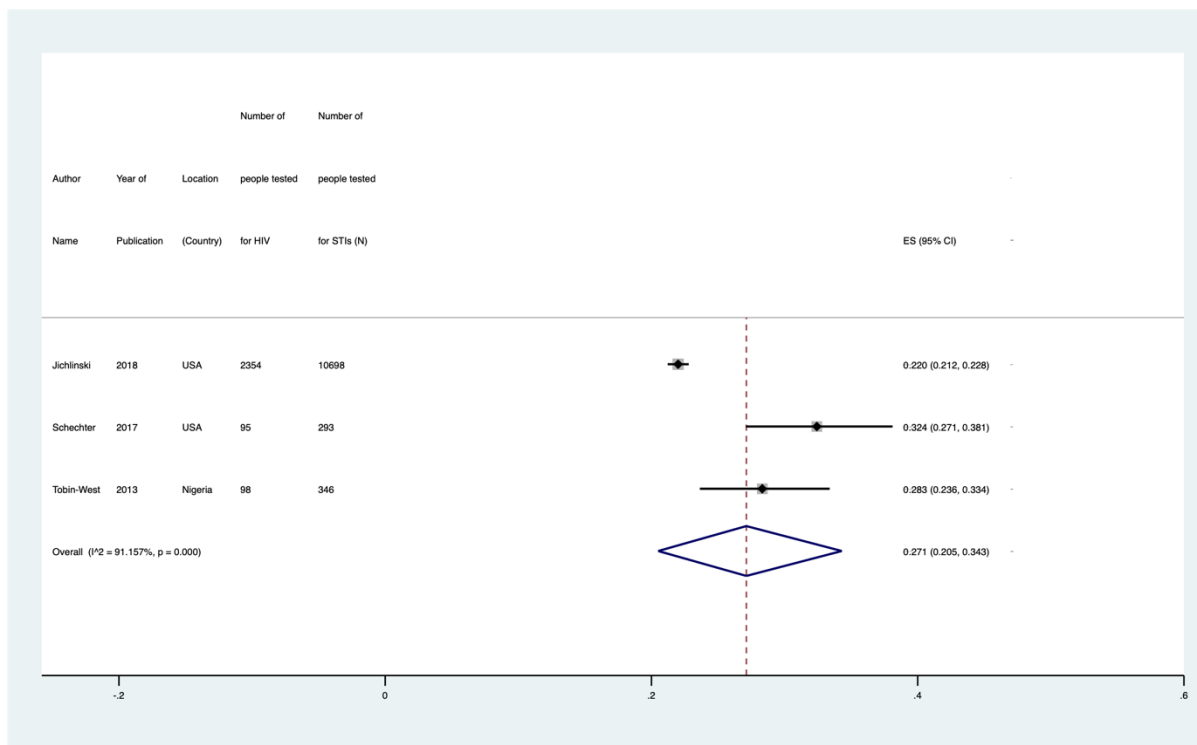
199 **People with STI symptoms**

200 Only three papers provided estimates for HIV testing among people presenting with STI

201 symptoms (Figure 5). The pooled percentage was 27.1% (20.5-34.3),  $I^2=91.16$  ( $p=0.017$ ).

202 There was no evidence of publication bias ( $p=0.269$ , Supplementary Figure 4).





203

204 ES = Effect size; 95% CI = 95% confidence intervals

205 **Figure 5. Forest plot for HIV testing among those with STI symptoms**

206

207 **Factors associated with concurrent HIV/STI testing**

208 The barriers and facilitators to concurrent HIV/STI testing can be broadly classified into  
 209 individual and service factors. At an individual level, attitudes or perceptions, fear and  
 210 knowledge were attributes identified. On a service level, these included the provision of  
 211 services, ease of access, stigmatising features, privacy and confidentiality, and bureaucracy.  
 212 Further details are provided in the Appendix, but we summarise the key findings below.

213

214 **Individual Level Barriers (Supplementary Table 5)**

215 Three studies of varying population types (clients with STIs, clients attending an STI clinic and  
 216 people attending a genitourinary medicine clinic) elaborated that a low perceived susceptibility  
 217 to HIV acted as deterrence for testing; this included people who felt that they had no or little  
 218 exposure to HIV risk factors [19-21]. Amongst those tested for STIs, two studies mentioned  
 219 that most participants chose not to accept an HIV test as they had previously been tested [20,  
 220 22]. Fear of HIV testing (including the fear of result disclosure, needle phobia, fear of financial  
 221 costs) was a common reason for refusing the test amongst all clients [21-23]. The stigma  
 222 associated with HIV testing among clients attending a Nigerian STI service or a Dutch GP  
 223 clinic was accompanied by the refusal and provision of HIV testing, although this was untrue

224 among clients attending an STI Clinic in Urban China [19, 23, 24]. For clients attending an STI  
225 service or being tested for STIs, insufficient knowledge around HIV testing (unaware of testing  
226 methods and where testing can be performed) was another commonly cited reason for refusing  
227 HIV testing [25, 26]. Overall, independent of whether clients were clients with STIs or  
228 attending an STI service/GP Clinic, the individual barriers to testing were similar.

229

### 230 **Individual Level Facilitators**

231 Amongst clients tested for HIV while attending an STI service, integration of HIV counselling  
232 and education (e.g. peer-based education targeting youth, provider-initiated testing and  
233 counselling (PITC)) into HIV testing was associated with increased HIV testing uptake [20,  
234 27].

235

### 236 **Service Level Barriers**

237 In a Dutch study by Joore et al.,[23] a reason for not conducting concurrent HIV testing was  
238 the concern among health providers that clients would not be able to afford additional HIV  
239 testing when presenting for STI testing. Other forms of deterrence from offering HIV testing  
240 to clients presenting for STI testing, as reported by health providers, included insufficient time  
241 during consultations, low perceived HIV risk by the clinician, and having yet to establish a  
242 relationship with new clients [23]. In some testing sites in the USA, clients presenting for STI  
243 testing were not offered HIV testing simply because of the lack of the offer to test for both HIV  
244 and STI in the same visit [28].

245

### 246 **Service Level Facilitators**

247 Service factors that improved ease of access to HIV testing amongst clients who were tested  
248 for STI included implementation of dual HIV and syphilis testing[29], express testing services  
249 for lower-risk individuals [30] and convenient testing locations [26]. Internet-based HIV and  
250 STI testing, either through self-collection or allowing clients to present to designated specimen  
251 collection sites, integrated with existing clinic-based services, can increase HIV testing rates  
252 [31]. Clients being tested or diagnosed with STIs at both GP and STI clinics also felt that  
253 routine offer of HIV testing would greatly increase testing uptake [26, 32]. Raising awareness  
254 of sexual health in a non-judgemental and professional manner while maintaining  
255 confidentiality was reported to increase trust in the healthcare professional and improve the  
256 acceptability of HIV testing [26]. Additionally, national policies recommending concurrent  
257 HIV testing with STI testing can be effective amongst female sex workers in Uganda [33].

258

259 Where available, we summarised the HIV positivity, subpopulation, and recruitment site for  
260 each study population in Supplementary Tables 6-9. The risk of bias assessments is provided  
261 in the Appendix (pp33-52).

262

263 This systematic review and meta-analysis summarised the percentage of HIV testing among  
264 those who attended an STI service (71.0%), tested for STIs (61.3%), diagnosed with an STI  
265 (35.3%) or had symptoms of an STI (27.1%). To our best knowledge, this is the first attempt  
266 to collate this data to highlight the current missed opportunities for HIV testing among those  
267 already engaged in care and potentially at higher risk of HIV. Thus, strengthening strategies to  
268 improve HIV testing in these settings could help reach the UNAIDS target of diagnosing 95%  
269 of people living with HIV. Strengthening the integration of HIV and STI testing through health  
270 services is not only important for targeting HIV testing and increasing efficiencies but also for  
271 achieving broader goals within the WHO global health sector strategy[34] and the sustainable  
272 development goals to eliminate communicable diseases by 2030 [35].

273

274 Improving access points to testing could decrease the HIV testing gap. As a minimum, people  
275 who are tested for other STIs (especially if they have STI symptoms or an STI diagnosis) should  
276 be offered HIV testing, and vice versa, as the risk factors for STIs and HIV often overlap. Our  
277 study found that the testing location was a major driver of concurrent HIV/STI testing. Whilst  
278 concurrent HIV/STI testing was relatively high in STI clinics (75.0%), hospital outpatient  
279 clinics (65%) and general practice (65%), the opposite was found in emergency departments  
280 (18.5%). This lower rate of testing in emergency departments is consistent with a systematic  
281 review of HIV testing in low-resource settings, suggesting missed opportunities for better  
282 integration of HIV testing into emergency departments [36]. This could include routinely  
283 offering HIV testing to all clients being tested for other STIs (opt-out)[37, 38], improving  
284 access to HIV/syphilis dual testing or multiplex HIV/STI testing platforms, ensuring robust  
285 systems for follow-up, and providing education and training to the health workforce in line  
286 with the WHO and national testing guidelines.

287

288 This review found poor concurrent HIV/STI testing among those already diagnosed with an  
289 STI (35.3%). This is despite the WHO recommendation for the routine offer of HIV testing  
290 since 2007 (provider-initiated HIV testing) as a standard component of medical care for clients  
291 attending health facilities in high HIV burden settings and for all people with STIs in all settings

292 [39] and for testing and retesting for people presenting with a diagnosis or receiving treatment  
293 for STIs [8]. A positive STI test is a marker of risk, and clients may often be diagnosed with  
294 multiple STIs in the same visit, particularly among men who have sex with men (MSM) and  
295 transgender populations [39-41]. An example of low concurrent HIV/STI testing among clients  
296 with STIs was in the context of HIV indicator condition-guided HIV testing in Estonia [42].  
297 HIV indicator condition-guided HIV testing (which includes STIs as an indicator) could be an  
298 effective approach to identifying undiagnosed HIV, but there is poor awareness and adherence  
299 to this by clinical providers, limiting its impact [43]. Similarly, a study from Cote d'Ivoire  
300 reported low offers of HIV testing from medical staff for clients diagnosed with STIs. This  
301 further highlights that in many settings, health providers do not routinely offer HIV testing  
302 (even amongst those with STI symptoms). Health care worker training, standard operating  
303 procedures, and resourcing are critical to support the routine offer of HIV testing amongst those  
304 diagnosed with an STI or presenting with STI symptoms.

305

306 Among the included studies, there were several situations where concurrent HIV/STI testing  
307 was high. First, it was high in studies using the routine offer of HIV testing amongst STI clients  
308 [25, 44-46]. Routine offer of HIV testing in antenatal settings has been implemented  
309 successfully in many countries for more than a decade [47, 48]. In South Africa, the proportion  
310 of new STI clients being tested for HIV significantly increased from 42.6% to 56.4% following  
311 the universal routine offer of testing [45]. Second, we found settings that had rapid point-of-  
312 care HIV testing available markedly increased concurrent HIV/STI testing. Rapid testing for  
313 HIV/syphilis has high acceptability amongst clients [49-53] and could decrease anxiety related  
314 to waiting for results, increase convenience, and provide greater confidentiality [49, 52]. Third,  
315 when HIV testing was integrated into standard STI care protocols, this delivered more  
316 consistent performance across clinics [45]. In China, uptake of routine offer of the dual  
317 HIV/syphilis rapid testing was significantly higher when compared to isolated HIV testing at  
318 STI clinics and voluntary counselling and testing clinics [46]. In the USA, the uptake of HIV  
319 testing at the time of STI diagnosis/treatment among MSM with bacterial STIs was  
320 significantly increased from 62% to 76% following an intervention where all MSM diagnosed  
321 with STIs and their partners were offered HIV testing [54]. Fourth, involving nurses in  
322 conducting HIV tests and providing HIV chronic disease care and education could increase  
323 HIV testing uptake among STI clients [44, 45, 55]. In Australia, HIV testing rates amongst  
324 HIV negative MSM significantly increased from 41% to 47% after an STI nurse was introduced  
325 into general practice clinics [56]. The authors hypothesised that medical doctors were more

326 willing to initiate HIV testing when nurses were able to share tasks of collecting samples and  
327 performing tests, and that nurses could spend more time with clients and thus were more likely  
328 to adhere to testing guidelines [56]. This practise is already commonplace outside high-income  
329 countries with many HIV and STI services already being fully nurse-led and in community  
330 settings where trained lay providers often conduct HIV testing.

331

332 There was limited information regarding the cost-effectiveness of concurrent HIV/STI testing  
333 beyond dual HIV/syphilis testing among antenatal populations where there is evidence of its  
334 cost-effectiveness [57]. An economic evaluation of universal HIV screening in STI clinics in  
335 the US reported that identifying clients with HIV in STI clinics was more cost-effective and  
336 could even be cost-saving compared with identifying clients with HIV in hospital inpatients  
337 [58]. People with HIV who attended STI clinics were more likely to have higher CD4 counts  
338 at the time of diagnosis, allowing for earlier ART initiation [58]. In terms of staff resources, a  
339 study in South Africa reported that it was efficient for STI nurses to integrate HIV screening  
340 into their consultations [32]. This shift in responsibilities of STI nurses was achieved with  
341 relatively short training and by slightly extending their consultation time. A nurse-led express  
342 ‘Test and Go’ HIV/STI testing service for MSM in Melbourne also effectively reduced  
343 consultation costs of seeing these men [59]. A modelling analysis of implementing  
344 HIV/syphilis dual testing among key populations in Vietnam reported that annual or biannual  
345 dual testing could be cost-effective [60]. Further studies of the cost-effectiveness of integrating  
346 HIV screening with STI testing in a range of settings, especially in LMICs, would be helpful  
347 to support decision making.

348

349 The strength of this study is that we systematically reviewed the literature to synthesise  
350 knowledge on concurrent HIV/STI testing across a range of settings. This highlighted missed  
351 opportunities for HIV testing among individuals at higher risk of infection, specifically those  
352 with STI symptoms or an STI diagnosis. Our study had some limitations. First, we only  
353 included published data, and most were from a HIC setting, especially from the US. Therefore,  
354 our findings may not be generalisable to LMICs or in settings with a high HIV burden. Second,  
355 we found significant heterogeneity in our meta-analysis not explained by sampling variability  
356 alone. This heterogeneity may include unmeasured confounders between studies related to  
357 patient population characteristics (e.g., background HIV risk, distribution of socioeconomic  
358 status), recruitment methods, and provider-level factors (e.g., perception of the need to test  
359 clients, time and cost constraints). Nevertheless, our study findings highlight high proportions

360 of missed opportunities to test for HIV. Finally, this review of published literature, although  
361 indicating current practices and gaps, may not reflect broad practice and more work is needed  
362 to assess the programme implementation landscape. Published studies may prioritise services  
363 that are currently understating some level of HIV testing and/or efforts to increase or improve  
364 efficiencies and there may be even greater gaps and missed opportunities, including in LMIC.  
365 Data from the Global AIDS Monitoring (GAM) reports that 16% of reporting countries 31/194  
366 in 2021 had a policy of offering dual HIV/syphilis testing for key populations. However, the  
367 extent to which this is implemented is not reported.

368

## 369 **Conclusions**

370 In conclusion, we identified significant gaps in concurrent HIV/STI testing globally,  
371 specifically amongst people diagnosed with an STI. We suggest better integration of HIV and  
372 STI services, particularly routinely offering HIV testing to all people with STI diagnosis and  
373 symptoms, to increase HIV diagnosis in this population at higher HIV risk.

374

375 **Word limit:** 3696

376

## 377 **Competing interests**

378 All authors declare they do not have any conflict of interests.

379

## 380 **Authors' contributions**

381 JJO designed the research study. JJO, KS, ET and AL performed the research and analysed the  
382 data. KS, ET, AL, ML, RB, MBM, MSJ, MBD, CJ, SLG, EC, CKF, JJO wrote the paper.

383

## 384 **Author information**

385 The findings and conclusions in this paper are those of the authors and do not necessarily  
386 represent the official position of the World Health Organization.

387

## 388 **Acknowledgements**

389 Not applicable.

390

## 391 **Funding**

392 EPFC and JJO are each supported by an Australian NHMRC Emerging Leadership Investigator  
393 Grant (GNT1172873 and GNT1193955, respectively). CKF is supported by an Australian  
394 NHMRC Leadership Investigator Grant (GNT1172900).

395

#### 396 **Additional Files**

##### 397 **Additional file 1: Supplementary Figures**

- 398 • Supplementary Figure 1 Funnel plot for HIV testing among people attending an STI  
399 service
- 400 • Supplementary Figure 2 HIV testing among people tested for STIs
- 401 • Supplementary Figure 3 Funnel plot of those diagnosed with an STI
- 402 • Supplementary Figure 4 Funnel plot for people with STI symptoms
- 403 • Supplementary Figure 5 World map of included studies

404

##### 405 **Additional file 2: Supplementary Tables**

- 406 • Supplementary Table 1 Characteristics of included studies
- 407 • Supplementary Table 2 Meta-regression results for HIV testing for those attending a  
408 clinic with STI testing services
- 409 • Supplementary Table 3 Meta-regression results for HIV testing for those tested for an  
410 STI
- 411 • Supplementary Table 4 Meta-regression results for HIV testing for those diagnosed  
412 with an STI
- 413 • Supplementary Table 5 Factors associated with concurrent HIV and STI testing  
414 amongst STI patients
- 415 • Supplementary Table 6 HIV positivity among people tested for HIV who attended an  
416 STI service
- 417 • Supplementary Table 7 HIV positivity among people who were tested for STIs
- 418 • Supplementary Table 8 HIV positivity among people who were tested for STIs
- 419 • Supplementary Table 9 HIV positivity among people with STI symptoms

420

##### 421 **Additional file 3: Search Strategy**

422 Information detailing the search strategy used for the systematic review.

##### 423 **Additional file 4: Quality Checklists**

424 Tables detailing the quality scores using the Cochrane risk of bias tool for randomised  
425 controlled trials, Newcastle-Ottawa quality assessment scale for cross-sectional, cohort and  
426 case-control studies, consolidated health economic evaluation reporting standards (CHEERS)  
427 checklist for economic evaluation studies, and Joanna Briggs Institute (JBI) critical appraisal  
428 checklist for qualitative studies.

429  
430  
431

## 432 **References**

- 433 1. UNAIDS. Global HIV & AIDS statistics 2021 fact sheet Geneva: UNAIDS; 2021 [cited  
434 2021 September 3]. Available from: <https://www.unaids.org/en/resources/fact-sheet>.
- 435 2. Joore IK, Twisk DE, Vanrolleghem AM, de Ridder M, Geerlings SE, van Bergen  
436 JEAM, et al. The need to scale up HIV indicator condition-guided testing for early case-finding:  
437 a case-control study in primary care. *BMC Fam Pract*. 2016;17(1):161-.
- 438 3. Ong JJ, Coulthard K, Quinn C, Tang MJ, Huynh T, Jamil MS, et al. Risk-Based  
439 Screening Tools to Optimise HIV Testing Services: a Systematic Review. *Curr HIV/AIDS Rep*.  
440 2022.
- 441 4. Sexton J, Garnett G, RØTtingen J-A. Metaanalysis and metaregression in interpreting  
442 study variability in the impact of sexually transmitted diseases on susceptibility to HIV  
443 infection. *Sex Transm Dis*. 2005;32(6):351-7.
- 444 5. Wu MY, Gong HZ, Hu KR, Zheng HY, Wan X, Li J. Effect of syphilis infection on  
445 HIV acquisition: a systematic review and meta-analysis. *Sex Transm Infect*. 2021;97(7):525-  
446 33.
- 447 6. Europe IHi. HIV Indicator Conditions: Guidance for Implementing HIV Testing in  
448 Adults in Health Care Settings. 2018.
- 449 7. World Health Organization. Guidance on provider-initiated HIV testing and  
450 counselling in health facilities [Available from:  
451 <https://www.who.int/hiv/pub/vct/pitc2007/en/>
- 452 8. World Health Organization. Consolidated guidelines on HIV testing services (2019)  
453 [Available from: <https://www.who.int/publications/i/item/978-92-4-155058-1>.
- 454 9. Organisation WH. Consolidated guidelines on HIV testing services: 5Cs: consent,  
455 confidentiality, counselling, correct results and connection 2015 Geneva, Switzerland: WHO;  
456 2015 [cited 2021 September 3]. Available from: <https://apps.who.int/iris/handle/10665/179870>.



- 457 10. Adekeye OA, Abara WE, Xu J, Lee JM, Rust G, Satcher D. HIV Screening Rates  
458 among Medicaid Enrollees Diagnosed with Other Sexually Transmitted Infections. *PLoS One*.  
459 2016;11(8):e0161560-e.
- 460 11. Fernandez-Balbuena S, Hoyos J, Rosales-Statkus ME, Nardone A, Vallejo F, Ruiz M,  
461 et al. Low HIV testing uptake following diagnosis of a sexually transmitted infection in Spain:  
462 implications for the implementation of efficient strategies to reduce the undiagnosed HIV  
463 epidemic. *AIDS Care*. 2016;28(6):677-83.
- 464 12. Bhatt SR, Eckerle MD, Reed JL, Robinson V, Brown A, Lippe J, et al. Implementation  
465 of Targeted Point of Care HIV Testing in a Pediatric Emergency Department. *Pediatr Qual Saf*.  
466 2020;5(1):e248-e.
- 467 13. Desai S, Tivoschi L, Sullivan AK, Combs L, Raben D, Delpech V, et al. HIV testing  
468 strategies employed in health care settings in the European Union/European Economic Area  
469 (EU/EEA): evidence from a systematic review. *HIV Med*. 2020;21(3):163-79.
- 470 14. Lee R, Cui RR, Muessig KE, Thirumurthy H, Tucker JD. Incentivizing HIV/STI testing:  
471 a systematic review of the literature. *AIDS Behav*. 2014;18(5):905-12.
- 472 15. Higgins J, Thomas J, Chandler J, Cumpston M, Li T, Page M, et al. *Cochrane Handbook*  
473 *for Systematic Reviews of Interventions Version 6.2: Cochrane*; [updated Updated February  
474 2021. Available from: [www.training.cochrane.org/handbook](http://www.training.cochrane.org/handbook).
- 475 16. Page MJ, McKenzie JE, Bossuyt PM, Boutron I, Hoffmann TC, Mulrow CD, et al. The  
476 PRISMA 2020 statement: An updated guideline for reporting systematic reviews. *PLoS Med*.  
477 2021;18(3):e1003583.
- 478 17. Golden SD, Earp JA. Social ecological approaches to individuals and their contexts:  
479 twenty years of health education & behavior health promotion interventions. *Health Educ*  
480 *Behav*. 2012;39(3):364-72.
- 481 18. The World Bank. World bank country and lending groups (2021) [Available from:  
482 [https://datahelpdesk.worldbank.org/knowledgebase/articles/906519-world-bank-country-and-](https://datahelpdesk.worldbank.org/knowledgebase/articles/906519-world-bank-country-and-lending-groups)  
483 [lending-groups](https://datahelpdesk.worldbank.org/knowledgebase/articles/906519-world-bank-country-and-lending-groups)].
- 484 19. Tucker JD, Yang L, Yang B, Young D, Henderson GE, Huang S, et al. Prior HIV testing  
485 among STD patients in Guangdong Province, China: opportunities for expanding detection of  
486 sexually transmitted HIV infection. *Sexually Transmitted Diseases*. 2012;39(3):182-7.
- 487 20. Zhao P, Tang W, Cheng H, Huang S, Zheng H, Yang B, et al. Uptake of provider-  
488 initiated HIV and syphilis testing among heterosexual STD clinic patients in Guangdong, China:  
489 results from a cross-sectional study. *BMJ Open*. 2020;10(12):e041503.

- 490 21. MacDonald R, Goodall L, Nair V, Baguley S, Clutterbuck D. Completion of a British  
491 Association for Sexual Health and HIV regional audit loop: HIV testing in genitourinary  
492 medicine clinics in Scotland in 2004 and 2008. *International Journal of STD &*  
493 *AIDS*.21(9):648-9.
- 494 22. Kharsany AB, Karim QA, Karim SS. Uptake of provider-initiated HIV testing and  
495 counseling among women attending an urban sexually transmitted disease clinic in South  
496 Africa - missed opportunities for early diagnosis of HIV infection. *AIDS Care*.22(5):533-7.
- 497 23. Joore IK, Roosmalen SLv, Bergen JEAMv, Dijk Nv. General practitioners' barriers and  
498 facilitators towards new provider-initiated HIV testing strategies: a qualitative study.  
499 *International Journal of STD & AIDS*. 2017;28(5):459-66.
- 500 24. Tobin-West CI, Lawson AM. Stigma and underutilization of facility-based sexually  
501 transmitted infection services undermine human immunodeficiency virus testing in rural  
502 communities of Rivers State, Nigeria. *International Journal of Health and Allied Sciences*.  
503 2013;2(2):108-14.
- 504 25. Mohammed H, Dabrera G, Furegato M, Yin Z, Nardone A, Hughes G. Refusal of HIV  
505 testing among black Africans attending sexual health clinics in England, 2014: a review of  
506 surveillance data. *Sexually Transmitted Infections*.93(3):217-20.
- 507 26. Jones LF, Ricketts E, Town K, Rugman C, Lecky D, Folkard K, et al. Chlamydia and  
508 HIV testing, contraception advice, and free condoms offered in general practice: a qualitative  
509 interview study of young adults' perceptions of this initiative. *British Journal of General*  
510 *Practice*.67(660):e490-e500.
- 511 27. Ngo AD, Ha TH, Rule J, Dang CV. Peer-based education and the integration of HIV  
512 and sexual and reproductive health services for young people in Vietnam: evidence from a  
513 project evaluation. *Plos One*. 2013;8(11).
- 514 28. Moore EW. Human immunodeficiency virus and chlamydia/gonorrhea testing among  
515 heterosexual college students: who is getting tested and why do some not? *Journal of American*  
516 *College Health*.61(4):196-202.
- 517 29. Bristow CC, Kojima N, Lee S, Leon SR, Ramos LB, Konda KA, et al. HIV and syphilis  
518 testing preferences among men who have sex with men and among transgender women in Lima,  
519 Peru. *Plos One*. 2018;13(10).
- 520 30. Gamagedara N, Dobinson S, Cummings R, Fairley CK, Lee D. An evaluation of an  
521 express testing service for sexually transmissible infections in low-risk clients without  
522 complications. *Sexual Health*.11(1):37-41.

- 523 31. Hottes TS, Farrell J, Bondyra M, Haag D, Shoveller J, Gilbert M. Internet-based HIV  
524 and sexually transmitted infection testing in British Columbia, Canada: opinions and  
525 expectations of prospective clients. *Journal of Medical Internet Research*.14(2):e41.
- 526 32. Leon N, Naidoo P, Mathews C, Lewin S, Lombard C. The impact of provider-initiated  
527 (opt-out) HIV testing and counseling of patients with sexually transmitted infection in Cape  
528 Town, South Africa: a controlled trial. *Implementation Science*. 2010;5(1):1-11.
- 529 33. Muhindo R, Castelnuovo B, Mujugira A, Parkes-Ratanshi R, Sewankambo NK, Kiguli  
530 J, et al. Psychosocial correlates of regular syphilis and HIV screening practices among female  
531 sex workers in Uganda: a cross-sectional survey. *AIDS Research & Therapy [Electronic  
532 Resource]*.16(1):28.
- 533 34. World Health Organization. Global HIV, Hepatitis and STIs Programmes. Global  
534 health sector strategies. [Available from: [https://www.who.int/teams/global-hiv-hepatitis-and-  
535 stis-programmes/strategies/global-health-sector-strategies](https://www.who.int/teams/global-hiv-hepatitis-and-stis-programmes/strategies/global-health-sector-strategies)].
- 536 35. United Nations Department of Economic and Social Affairs. The 17 Goals. [Available  
537 from: <https://sdgs.un.org/goals>].
- 538 36. Hansoti B, Kelen GD, Quinn TC, Whalen MM, DesRosiers TT, Reynolds SJ, et al. A  
539 systematic review of emergency department based HIV testing and linkage to care initiatives  
540 in low resource settings. *PLoS One*. 2017;12(11):e0187443.
- 541 37. Soh QR, Oh LYJ, Chow EPF, Johnson CC, Jamil MS, Ong JJ. HIV testing uptake  
542 according to opt-in, opt-out or risk-based testing approaches: a systematic review and meta-  
543 analysis. *medRxiv*. 2022:2022.03.10.22272235.
- 544 38. Drake AL, Quinn C, Kidula N, Sibanda E, Steyn P, Barr-DiChiara M, et al. A  
545 Landscape Analysis of Offering HIV Testing Services Within Family Planning Service  
546 Delivery. *Frontiers in Reproductive Health*. 2021;3.
- 547 39. Read TRH, Murray GL, Danielewski JA, Fairley CK, Doyle M, Worthington K, et al.  
548 Symptoms, Sites, and Significance of *Mycoplasma genitalium* in Men Who Have Sex with  
549 Men. *Emerg Infect Dis*. 2019;25(4):719-27.
- 550 40. Spicknall IH, Mayer KH, Aral SO, Romero-Severson EO. Assessing Uncertainty in an  
551 Anatomical Site-Specific Gonorrhea Transmission Model of Men Who Have Sex With Men.  
552 *Sexually transmitted diseases*. 2019;46(5):321-8.
- 553 41. Pol BVD. Extragenital CT/GC in MSM. The 20th International Union against Sexually  
554 Transmitted Infections- Asia Pacific Conference (IUSTI-AP)2019.
- 555 42. R  utel K, Lemsalu L, L  tt S, Opt TbH. Monitoring HIV-indicator condition guided  
556 HIV testing in Estonia. *HIV Medicine*. 2018;19:47-51.

- 557 43. Bogers SJ, Hulstein SH, Schim van der Loeff MF, de Bree GJ, Reiss P, van Bergen J,  
558 et al. Current evidence on the adoption of indicator condition guided testing for HIV in western  
559 countries: A systematic review and meta-analysis. *EClinicalMedicine*. 2021;35:100877.
- 560 44. Petlo T, Fairley CK, Whitton B, Coles K, Chen MY. HIV-testing of men who have sex  
561 with men: variable testing rates among clinicians. *International Journal of STD &*  
562 *AIDS*.22(12):727-9.
- 563 45. Leon N, Naidoo P, Mathews C, Lewin S, Lombard C. The impact of provider-initiated  
564 (opt-out) HIV testing and counseling of patients with sexually transmitted infection in Cape  
565 Town, South Africa: a controlled trial. *Implementation Science*.5:8.
- 566 46. Tucker JD, Yang L, Yang B, Zheng H, Chang H, Wang C, et al. A twin response to  
567 twin epidemics: integrated HIV/syphilis testing at STI clinics in South China. *JAIDS, Journal*  
568 *of Acquired Immune Deficiency Syndromes*. 2011;57(5):e106-e11.
- 569 47. Byamugisha R, Tylleskär T, Kagawa MN, Onyango S, Karamagi CA, Tumwine JK.  
570 Dramatic and sustained increase in HIV-testing rates among antenatal attendees in Eastern  
571 Uganda after a policy change from voluntary counselling and testing to routine counselling and  
572 testing for HIV: a retrospective analysis of hospital records, 2002-2009. *BMC health services*  
573 *research*. 2010;10(1):1-8.
- 574 48. Hensen B, Baggaley R, Wong VJ, Grabbe KL, Shaffer N, Lo YR, et al. Universal  
575 voluntary HIV testing in antenatal care settings: a review of the contribution of provider-  
576 initiated testing & counselling. *Trop Med Int Health*. 2012;17(1):59-70.
- 577 49. Cushman TA, Graves SK, Little SJ. Attitudes and Preferences Regarding the Use of  
578 Rapid Self-Testing for Sexually Transmitted Infections and HIV in San Diego Area Men Who  
579 Have Sex With Men. *Open Forum Infectious Diseases*.6(3):ofz043.
- 580 50. Pai NP, Kurji J, Singam A, Barick R, Jafari Y, Klein MB, et al. Simultaneous triple  
581 point-of-care testing for HIV, syphilis and hepatitis B virus to prevent mother-to-child  
582 transmission in India. *International Journal of STD & AIDS*.23(5):319-24.
- 583 51. Balan IC, Lopez-Rios J, Nayak S, Lentz C, Arumugam S, Kutner B, et al. SMARTtest:  
584 A Smartphone App to Facilitate HIV and Syphilis Self- and Partner-Testing, Interpretation of  
585 Results, and Linkage to Care. *AIDS & Behavior*.24(5):1560-73.
- 586 52. Bien CH, Muessig KE, Lee R, Lo EJ, Yang L, Yang B, et al. HIV and syphilis testing  
587 preferences among men who have sex with men in South China: a qualitative analysis to inform  
588 sexual health services. *Plos One*. 2015;10(4).

- 589 53. Mullens AB, Duyker J, Brownlow C, Lemoire J, Daken K, Gow J. Point-of-care testing  
590 (POCT) for HIV/STI targeting MSM in regional Australia at community 'beat' locations. *BMC*  
591 *Health Services Research*.19(1):93.
- 592 54. Golden MR, Katz DA, Kern D, Heal D, Kerani R, Dombrowski JC. Sexually  
593 transmitted disease partner services increase HIV testing among men who have sex with men.  
594 *Topics in Antiviral Medicine*. 2015;23 (E-1):507.
- 595 55. Wood M, Ellks R, Grobicki M. Outreach sexual infection screening and postal tests in  
596 men who have sex with men: are they comparable to clinic screening? *International Journal of*  
597 *STD & AIDS*.26(6):428-31.
- 598 56. Snow AF, Vodstrcil LA, Fairley CK, El-Hayek C, Cummings R, Owen L, et al.  
599 Introduction of a sexual health practice nurse is associated with increased STI testing of men  
600 who have sex with men in primary care. *BMC Infectious Diseases*.13:298.
- 601 57. Rodriguez PJ, Roberts DA, Meisner J, Sharma M, Owiredu MN, Gomez B, et al. Cost-  
602 effectiveness of dual maternal HIV and syphilis testing strategies in high and low HIV  
603 prevalence countries: a modelling study. *Lancet Glob Health*. 2021;9(1):e61-e71.
- 604 58. Prabhu VS, Farnham PG, Hutchinson AB, Soorapanth S, Heffelfinger JD, Golden MR,  
605 et al. Cost-effectiveness of HIV screening in STD clinics, emergency departments, and  
606 inpatient units: a model-based analysis. *PLoS ONE [Electronic Resource]*.6(5):e19936.
- 607 59. Chow EP, Fortune R, Dobinson S, Wakefield T, Read TR, Chen MY, et al. Evaluation  
608 of the implementation of a new nurse-led express “Test-and-Go” human immunodeficiency  
609 virus/sexually transmitted infection testing service for men who have sex with men at a Sexual  
610 Health Center in Melbourne, Australia. *Sexually transmitted diseases*. 2018;45(6):429-34.
- 611 60. Coomes D, Green D, Barnabas R, Sharma M, Barr-DiChiara M, Jamil MS, et al. Cost-  
612 effectiveness of implementing HIV and HIV/syphilis dual testing among key populations in  
613 Viet Nam: a modeling analysis. *medRxiv*. 2022:2022.02.28.22271651.
- 614