

Cohort Profile: Longitudinal population-based study of COVID-19 in UK adults (COVIDENCE UK)

Hayley Holt^{1,2,3}

Clare Relton²

Mohammad Talaei²

Jane Symons⁴

Molly R Davies⁵

David A Jolliffe²

Giulia Vivaldi¹

Florence Tydeman¹

Anne E Williamson¹

Paul E Pfeffer¹

Christopher Orton^{6,7}

David V Ford^{6,7}

Gwyneth A Davies^{6,7}

Ronan A Lyons^{6,7}

Christopher J Griffiths^{2,3}

Frank Kee⁸

Aziz Sheikh⁹

Gerome Breen⁵

Seif O Shaheen²

Adrian R Martineau^{1,2,3†}

¹Blizard Institute, Barts and The London School of Medicine and Dentistry, Queen Mary University of London, London, UK

²Wolfson Institute of Population Health, Barts and The London School of Medicine and Dentistry, Queen Mary University of London, London, UK

³Asthma UK Centre for Applied Research, Queen Mary University of London, London, UK

⁴Jane Symons Media, London

⁵Institute of Psychiatry, Psychology and Neuroscience, King's College London, London, UK

⁶Population Data Science, Swansea University Medical School, Singleton Park, Swansea, UK

⁷Health Data Research UK BREATHE Hub, Swansea University, Swansea, U.K.

⁸Centre for Public Health Research (NI), Queen's University Belfast, Belfast, UK

⁹Usher Institute, University of Edinburgh, Edinburgh, UK

† To whom correspondence should be addressed at the Blizard Institute, Barts and The London School of Medicine and Dentistry, Queen Mary University of London, 4 Newark St, London E1 2AT, UK

Tel: +44 207 882 7242 | Email: a.martineau@qmul.ac.uk

ABSTRACT

Background: Coronavirus disease 2019 (COVID-19), caused by the novel severe acute respiratory syndrome coronavirus 2 (SARS-CoV-2), is estimated to have caused more than 18 million deaths worldwide as of end-May 2022.

Methods: COVIDENCE UK is a longitudinal population-based study that investigates risk factors for, and impacts of, COVID-19 in UK residents aged ≥ 16 years. A unique feature is the capacity to support trial-within-cohort studies to evaluate interventions for prevention of COVID-19 and other acute respiratory illnesses. Participants complete a detailed online baseline questionnaire capturing self-reported information relating to their socio-demographic characteristics, occupation, lifestyle, quality of life, weight, height, longstanding medical conditions, medication use, vaccination status, diet and supplemental micronutrient intake. Follow-up on-line questionnaires capturing incident symptoms of COVID-19 and other acute respiratory infections, incident swab test-confirmed COVID-19, doses of SARS-CoV-2 vaccine received, and quality of life are completed at monthly intervals.

Results: The study was launched on 1st May 2020 and closed to recruitment on 6th October 2021. A total of 19,981 participants enrolled and consented to 5-year follow-up with medical record linkage. Their mean age was 59.1 years (range 16.0 to 94.4 years), 70.2% were female, and 93.7% identified their ethnic origin as White. Analyses conducted to date have provided key insights into risk factors for SARS-CoV-2 infection and COVID-19 disease, determinants of SARS-CoV-2 vaccine immunogenicity and efficacy, and impacts of COVID-19 on health economic outcomes. The cohort has also supported conduct of a Phase 3 randomised trial-within-cohort study (CORONAVIT) evaluating implementation of a test-and-treat approach to correcting sub-optimal vitamin D status on incidence and severity of acute respiratory infections, including COVID-19.

Conclusions: The COVIDENCE UK dataset represents a valuable resource containing granular information on factors influencing susceptibility to, and impacts of, COVID-19 in

UK adults. Researchers wishing to access anonymised participant-level data should contacting the corresponding author for further information.

INTRODUCTION

Coronavirus disease 2019 (COVID-19), caused by the novel severe acute respiratory syndrome coronavirus 2 (SARS-CoV-2), was first reported in Wuhan, Hubei Province, China in December 2019.¹ The World Health Organization (WHO) declared COVID-19 a pandemic on 11th March 2020.² The disease is estimated to have caused more than 18 million deaths worldwide as of end-May 2022.³

Hospital-based studies reported risk factors for severe and fatal COVID-19 at an early stage of the pandemic.^{4,5} However, at this time we identified a need for population-based longitudinal studies to complement research conducted in secondary and tertiary care by identifying risk factors for developing predominantly mild/moderate COVID-19 that did not present to hospital. We considered this to be an important goal, both from a public health perspective (as mild/moderate disease may result in transmission to individuals who are at risk of more severe disease)⁶ and from a biological perspective (since understanding susceptibility factors can provide insights into pathogenesis).⁷ At the time, there was also a lack of longitudinal studies designed to characterise the natural history and sequelae of COVID-19 that did not precipitate hospitalisation, and to evaluate the impact of non-hospitalised COVID-19 on adults' physical and mental health over the longer term. Furthermore, we wished to establish a platform from which to conduct Phase 3 randomised controlled trials of non-pharmaceutical interventions for prevention of COVID-19 and other acute respiratory infections using Trials within Cohorts methodology.⁸ We therefore established a national prospective population-based longitudinal study of COVID-19 in UK adults, which we named COVIDENCE UK (<https://www.qmul.ac.uk/covidence/about-the-covidence-uk-study/>).

COVIDENCE UK is sponsored by, and located at, Queen Mary University of London. It was funded by Barts Charity (ref MGU0466); approved by Leicester South Research Ethics Committee (ref 20/EM/0117); and prospectively registered with ClinicalTrials.gov (NCT04330599). Enrolment opened on 1st May 2020 and closed on 6th October 2021.

METHODS

Participants were invited to complete online follow-up questionnaires at monthly intervals. Cumulative totals of those who have completed monthly questionnaires, and proportions of those completing monthly questionnaires after being invited to do so are presented in Figures 1B and 1C, respectively. A total of 1,593 (8.0%) participants have withdrawn from the study to date. Table 2 compares characteristics of participants remaining in the cohort to those of participants who have withdrawn. Increased risk of withdrawal was associated with younger vs. older age, male vs. female sex, Asian/Asian British vs. White ethnic origin and lower vs. higher educational attainment.

Table 3 presents a high-level summary of key variables for which data are available, along with details relating to the sources of these data. Full details of questions in baseline and monthly questionnaires are presented in the Supplementary Appendix.

RESULTS

Baseline characteristics of the 19,981 participants who enrolled in the cohort and completed the baseline questionnaire are presented in Table 1: mean age was 59.1 years (range 16.0 to 94.4 years), 70.2% were female, 87.7% lived in England, and 93.7% identified their ethnic origin as White. Participants were recruited following a national media campaign with publicity relating to the study appearing in print and online newspapers, radio, television, social media and online advertising; the timeline for participant accrual is illustrated in Figure 1A. Heatmaps illustrate a high degree of overlap between participants' area of residence (Figure 2A) and the location of COVID-19 cases notified to UK public health authorities (Figure 2B).

Key findings to date include the following:

- Asian/Asian British ethnicity was associated with increased odds both of serologically confirmed SARS-CoV-2 infection and of developing swab test-confirmed COVID-19, after rigorous adjustment for potential confounders

including socioeconomic status, presence of comorbidities and multiple social and environmental factors influencing exposure to SARS-CoV-2.^{7,9} Participants of Asian/Asian British origin also had higher convalescent titres of combined IgG, IgA and IgM antibodies to the SARS-CoV-2 spike protein following infection (after adjustment for multiple potential confounders including disease severity) and higher titres of the same antibodies after SARS-CoV-2 vaccination (after adjustment for multiple potential confounders including pre-vaccination anti-S titres).^{9,10} Taken together, these findings highlight the need to investigate potential biological determinants of ethnic variation in susceptibility to, and severity of, COVID-19.

- Similarly, higher body mass index was found to associate independently with increased susceptibility to SARS-CoV-2 infection and COVID-19, and higher titres of anti-S antibodies following COVID-19 and vaccination against SARS-CoV-2.^{7,9,10} The mechanisms underlying these associations are also worthy of investigation.
- By contrast, we found that several factors associating with COVID-19 severity including age, sex and presence of comorbidities including ischaemic heart disease, hypertension and diabetes mellitus did not associate with susceptibility to developing COVID-19.⁷ The degree of overlap between factors influencing susceptibility to COVID-19 vs. disease severity therefore appears to be limited (Figure 3).
- Analyses of post-vaccination serology data showed that higher post-vaccination titres of anti-S antibodies associated with self-report of reactive symptoms following SARS-CoV-2 vaccination¹¹ and were a correlate of protection against breakthrough COVID-19.¹² We also identified several factors associating with lower anti-S antibody titres following a primary course of vaccination against SARS-CoV-2, including vaccination with ChAdOx1 nCoV-19 (Oxford AstraZeneca, ChAdOx1) vs. BNT162b2 (Pfizer), a shorter interval between vaccine doses, poor vs. excellent self-rated general health, immunodeficiency and use of immunosuppressant medications. Among a subset of 247 participants who were seronegative following their primary course of vaccination,

administration of a single booster dose of mRNA vaccine was effective in achieving seroconversion in all but eight individuals, all of whom had a known immunodeficiency or were taking immunosuppressant medication.¹⁰

- Analyses investigating incidence of SARS-CoV-2 infection in vaccinated participants showed that post-vaccination titres of anti-S antibodies were a correlate of protection against breakthrough COVID-19,¹² and that risk of breakthrough disease was independently associated with younger vs. older age, lower vs. higher educational attainment, administration of ChAdOx1 vs. BNT182b2, and more vs. less frequent visits to indoor public places.¹³
- A phase 3 trial-within-cohort study conducted in a subset of 6,200 COVIDENCE UK participants from December 2020 to June 2021 showed that implementation of a test-and-treat approach to correction of sub-optimal vitamin D status did not result in reduced incidence or severity of COVID-19.¹⁴
- Health economic analyses of data from the cohort have demonstrated an independent association between incident COVID-19 and subsequently increased risk of reporting long-term sickness absence from work and household income being insufficient to meet basic needs.¹⁵ Given that socio-economic disadvantage is recognised to increase the risk of developing COVID-19,¹⁶ this finding raises the prospect that COVID-19 may generate a vicious cycle of impaired health and poor economic outcomes.

DISCUSSION

What are the main strengths and weaknesses?

A major strength is that COVIDENCE UK was established specifically in response to the SARS-CoV-2 outbreak; thus, in contrast to previously established cohort studies, our questionnaires were tailored to capture potential risk factors and incident symptoms of COVID-19. Another strength of our study is that participants have given consent to be followed up for five years with full medical record linkage; thus if they die or fail to complete follow-up questionnaires, health outcomes will continue to be captured. Monthly follow-up reduces potential issues associated with poor recall of symptoms and health events that might arise with longer intervals between questionnaires. Our efforts to maintain participant engagement via monthly webinars, coupled with high degrees of public concern about the pandemic, are reflected in our low withdrawal rate (8%). In contrast to studies focusing exclusively on disease presenting to hospital, COVIDENCE UK is particularly well-positioned to identify risk factors for developing mild and moderate COVID-19, providing important insights into factors affecting disease transmission. Finally, the capacity of the cohort to support trial-within-cohort studies¹⁴ allows us to conduct phase 3 randomised controlled trials of interventions to prevent COVID-19 and other acute respiratory illnesses rapidly and efficiently.

The principal weakness of the cohort relates to under-representation of certain population groups, including younger adults, men, people with lower educational attainment and ethnic minorities: this may introduce collider bias,¹⁷ reduce the generalisability of our findings, and limit our power to detect risk factors for COVID-19 in these groups. However, we highlight that representativeness is not necessarily a barrier to addressing aetiological questions.^{18,19} Moreover, other groups at heightened risk of COVID-19 such as older adults and people with comorbidities are over-represented in the cohort, making us well placed to study them.

Can I get hold of the data? Where can I find out more?

Data can be accessed by contacting the corresponding author. Study findings will be presented at international conferences and published in peer-reviewed journals.

Author Contributions

HH and ARM wrote the first draft of the paper. All co-authors reviewed and contributed to the writing of the manuscript.

Funding

COVIDENCE UK is supported by funds granted by Barts Charity (ref. MGU0459), Pharma Nord Ltd, the Fischer Family Foundation, DSM Nutritional Products Ltd, the Exilarch's Foundation, the Karl R Pflieger Foundation, the AIM Foundation, HDR UK, Thornton & Ross Ltd, Warburtons Ltd, Mr Matthew Isaacs (personal donation), Prof Barbara Boucher (personal donation) and Hyphens Pharma Ltd. MT was supported by a grant from the Rosetrees Trust and The Bloom Foundation (M771) until May 2021 and has been supported by the Barts and the London Charity since then.

Acknowledgements

We thank all COVIDENCE UK participants, and all our funders for their generous support.

Conflicts of interest

JS declares receipt of payments from Reach plc for news stories written about recruitment to, and findings of, the COVIDENCE UK study. RAL declares membership of the Welsh Government COVID19 Technical Advisory Group. AS declares research infrastructure report to the University of Edinburgh from ISCF/HDR UK. AS is a member of the Scottish Government Chief Medical Officer's COVID-19 Advisory Group and its Standing Committee on Pandemics. He is also a member of the UK Government's NERVTAG's Risk Stratification Subgroup. ARM declares receipt of funding in the last 36 months to support vitamin D research from the following companies who manufacture or sell vitamin D supplements: Pharma Nord Ltd, DSM Nutritional Products Ltd, Thornton & Ross Ltd and Hyphens Pharma Ltd. ARM also declares support for attending

meetings from the following companies who manufacture or sell vitamin D supplements: Pharma Nord Ltd and Abiogen Pharma Ltd. ARM also declares receipt of a consultancy fee from DSM Nutritional Products Ltd and a speaker fee from the Linus Pauling Institute. ARM also declares participation on Data and Safety Monitoring Boards for the VITALITY trial (Vitamin D for Adolescents with HIV to reduce musculoskeletal morbidity and immunopathology, Pan African Clinical Trials Registry ref PACTR20200989766029) and the Trial of Vitamin D and Zinc Supplementation for Improving Treatment Outcomes Among COVID-19 Patients in India (ClinicalTrials.gov ref NCT04641195). ARM also declares unpaid work as a Programme Committee member for the Vitamin D Workshop. ARM also declares receipt of vitamin D capsules for clinical trial use from Pharma Nord Ltd, Synergy Biologics Ltd and Cytoplan Ltd. All other authors declare that they have no competing interests.

Table 1. Participants' characteristics at baseline (n=19,981)

Age in years, n (%)	
16 to <30	926 (4.6)
30 to <40	1,508 (7.6)
40 to <50	2,613 (13.1)
50 to <60	4,581 (22.9)
60 to <70	6,290 (31.5)
70 to <80	3,684 (18.4)
≥ 80	379 (1.9)
Sex, n (%)	
Female	14,028 (70.2)
Male	5,953 (29.8)
Ethnicity, n (%)	
White	18,726 (93.7)
Mixed/Multiple/Other ethnic groups	601 (3.0)
South Asian	430 (2.2)
Black/African/Caribbean/Black British	148 (0.7)
Data missing	76 (0.4)
Country of residence, n (%)	
England	17,532 (87.7)
Northern Ireland	389 (1.9)
Scotland	1,232 (6.2)
Wales	735 (3.7)
Data missing	93 (0.5)
Household income sufficient for basic needs, n (%)	
Yes	18,194 (91.1)
Mostly / Sometimes / No	1,656 (8.3)
Data missing	131 (0.7)
Housing, n (%)	
Owns own home	11,338 (56.7)
Mortgage	5,236 (26.2)
Privately Renting	1,588 (7.9)
Renting from council	781 (3.9)
Others	932 (4.7)
Data missing	106 (0.5)
Highest educational level attained, n (%)	
Primary/Secondary	2,192 (11.0)
Higher/further (A levels)	2,955 (14.8)
College	8,769 (43.8)
Post-graduate	5,947 (29.8)
Data missing	118 (0.6)
Occupational status, n (%)	
Employed	7,458 (37.3)
Self-employed	1,856 (9.3)
Retired	8,316 (41.6)
Furloughed	451 (2.3)
Unemployed	394 (2.0)
Student	438 (2.2)
Other	988 (5.0)
Data missing	80 (0.4)
Frontline worker, n (%)	
No	15,802 (79.1)
Other frontline worker	2,255 (11.3)
Health or social care worker	1,812 (9.1)
Data missing	112 (0.6)

Body mass index, n (%)	
<25, kg/m ²	9,501 (47.6)
25-30, kg/m ²	6,343 (31.7)
>30, kg/m ²	4,027 (20.2)
Data missing	110 (0.6)
Self-reported general health, n (%)	
Excellent	3,683 (18.4)
Very good	7,444 (37.3)
Good	5,308 (26.6)
Fair	2,369 (11.9)
Poor	883 (4.4)
Data missing	294 (1.5)
Tobacco smoking history, n (%)	
Never-smoker	10,978 (54.9)
Ex-smoker	7,645 (38.3)
Current smoker	1,220 (6.1)
Data missing	138 (0.7)
E-cigarette smoking history, n (%)	
Never-smoker	18,302 (91.6)
Ex-smoker	780 (3.9)
Current smoker	700 (3.5)
Data missing	199 (1.0)
Alcohol consumption in week prior to questionnaire completion, n (%)	
None	6,002 (30.0)
1-7 units	6,849 (34.3)
8-14 units	3,737 (18.7)
15-21 units	1,779 (8.9)
22-28 units	817 (4.1)
>28 units	639 (3.2)
Data missing	158 (0.8)

Table 2. Characteristics of participants who have vs. have not withdrawn from follow-up

Characteristic	Categories	N (%) who have not withdrawn (n=18,388) ¹	N (%) who have withdrawn (n=1,593) ¹
Age, years	16 to <30	794 (4.3)	132 (8.3)
	30 to <40	1339 (7.3)	169 (10.6)
	40 to <50	2379 (12.9)	234 (14.7)
	50 to <60	4263 (23.2)	318 (20.0)
	60 to <70	5892 (32.0)	398 (25.0)
	70 to <80	3391 (18.4)	293 (18.4)
	≥ 80	330 (1.8)	49 (3.1)
Sex	Female	13073 (71.1)	955 (59.9)
	Male	5315 (28.9)	638 (40.1)
Ethnicity	White	17266 (93.9)	1460 (91.7)
	Mixed/Multiple/Other ethnic groups	542 (2.9)	59 (3.7)
	Asian / Asian British	374 (2.0)	56 (3.5)
	Black/African/Caribbean/Black British	130 (0.7)	18 (1.1)
	Data missing	76 (0.4)	0 (0.00)
Highest educational level attained	Primary/Secondary	1932 (10.5)	260 (16.3)
	Higher/further (A levels)	2676 (14.6)	279 (17.5)
	College or University	8106 (44.1)	663 (41.6)
	Post-graduate	5157 (28.0)	390 (24.5)
	Data missing	117 (0.6)	1 (0.06)
Household income sufficient to cover basic needs	Yes	16752 (91.1)	1442 (90.5)
	Mostly / Sometimes / No	1505 (8.2)	151 (9.5)
	Data missing	131 (0.7)	0 (0.00)
Geographical location	England	16153 (87.8)	1379 (86.6)
	Northern Ireland	372 (2.0)	39 (2.4)
	Scotland	1186 (6.4)	101 (6.3)
	Wales	699 (3.8)	70 (4.4)
	Data missing	89 (0.5)	4 (0.3)

1, as of 21st April 2022.

Table 3. Variables captured and relevant data sources

Category	Variable Group	Specific variables	Source(s)
Potential risk factors	Sociodemographic	Age; sex; ethnicity; postcode of residence (used to derive index of multiple deprivation); no. of people per bedroom; household composition; household pets; educational attainment.	Baseline questionnaire only
		Housing type; occupational status; household income; benefit use;	Baseline and monthly follow-up questionnaires
	Behavioural	Visits to/from other households, visits to shops, visits to other indoor public places, public transport use, face mask use	Baseline and monthly follow-up questionnaires
	Nutritional	Dietary restrictions, habitual intake of fruit, vegetables, dairy products, fish, poultry, red meat and non-alcoholic fluids	Baseline questionnaire only
		Micronutrient supplement use	Baseline and monthly follow-up questionnaires
	Lifestyle	Tobacco smoking; e-cigarette use; alcohol consumption; physical activity (vigorous, light, and low impact); hours of sleep per night; foreign travel.	Baseline and monthly follow-up questionnaires
	Clinical	Weight and height (used to derive body mass index), obstetric history (women only), comorbidities including asthma, atopic disease, COPD, diabetes mellitus, heart disease, arterial disease, hypertension, kidney disease, major neurological conditions, cancer, immunodeficiency and periodontitis	Baseline questionnaire only
		Self-rated general health; self-rated anxiety and depression.	Baseline and monthly follow-up questionnaires
	Medication	Use of over-the-counter medications including paracetamol and NSAIDs. Use of prescription drugs including statins, ACE inhibitors, proton pump inhibitors, inhaled corticosteroids, systemic immunosuppressants, SSRIs, non-SSRI anti-depressants, angiotensin receptor blockers, vitamin K antagonists, beta-blockers, thiazides, H2-receptor antagonists, calcium channel blockers, inhaled bronchodilators, SGLT-2inhibitors, anti-platelet drugs, sex hormone therapy, paracetamol, metformin, bisphosphonates	Baseline questionnaire only
	Vaccinations	BCG, MMR vaccination status.	Baseline questionnaire only
SARS-CoV-2 and influenza vaccine status; reactive symptoms following SARS-CoV-2 vaccination.		Baseline and monthly follow-up questionnaires, linkage to centrally held COVID-19 vaccination status database	
	Vitamin D status	Circulating 25-hydroxyvitamin D concentrations ²⁰	Eluates from dried blood spots taken pre- and post-vitamin D supplementation (subset of 2,762 and 1,789 participants, respectively)
Physical health outcomes	COVID-19	Acute and long-term symptoms of COVID-19 and other acute respiratory infections, including the FACIT fatigue scale, ²¹ the MRC dyspnoea score ²² and the Post-COVID Physical Health Symptom Score ²³	Baseline and monthly follow-up questionnaires.
		Results of SARS-CoV-2 swab testing (antigen and RT-PCR); details of hospitalisation for COVID-19.	Baseline and monthly follow-up questionnaires; linkage to HES, CHES, GDPPR and SGSS.
	Airway disease	Exacerbations of asthma and COPD.	Baseline and monthly follow-up questionnaires; linkage to primary care medications database and HES
	Morbidity of any cause	All-cause hospitalisation, self-rated general health.	Monthly follow-up questionnaire, HES
	Mortality	Date and cause of death.	ONS mortality database
Mental health outcomes	Anxiety and depression	GAD-2, ²⁴ PHQ-2 ²⁵	Baseline and monthly follow-up questionnaires;
Quality of life outcomes		EQ-5D-3L ²⁶	Baseline and monthly follow-up questionnaires.
Immunological outcomes	Humoral responses	SARS-CoV-2 anti-S serostatus (combined IgG / IgA / IgM response) ²⁷	Eluates from dried blood spots taken pre- and post-vaccination (subset of 11,130 and 9,101 participants, respectively)
		Neutralising antibody titres	
	Cellular responses	Concentrations of IFN- γ , TNF, IL-6 and CXCL-8 in supernatants of S peptide- and LPS-stimulated whole blood	Responses assayed in=120 subset of participants sampled following completion of primary course of SARS-CoV-2 vaccination
		Proportion of S peptide-stimulated CD4+ and CD8+-positive T cells staining positive for intracellular IFN- γ , IL-2 and TNF	
		Proportion of CD4+ and CD8+-positive T cells with naïve vs. central memory vs. effector memory vs. EMRA phenotypes	

ACE, angiotensin converting enzyme; BCG, Bacille Calmette-Guérin; CHES, the COVID-19 Hospitalisation in England Surveillance System database; COPD, chronic obstructive pulmonary disease; EMRA, terminally differentiated effector memory cells expressing CD45RA; GAD-2, generalised anxiety disorder 2-item questionnaire; GDPPR, the General practice extraction service Data for Pandemic Planning and Research database; HES, UK National Health Service Hospital Episode Statistics database; MMR, measles, mumps and rubella; NSAIDs, non-steroidal anti-inflammatory drugs; ONS, UK Office for National Statistics; RT-PCR, reverse transcription polymerase chain reaction; SARS-CoV-2, severe acute respiratory syndrome coronavirus 2; SGLT-2, sodium/glucose cotransporter 2; SGSS, the Second

Generation Surveillance Service database, a national laboratory reporting system used to capture results of routine laboratory testing for infectious diseases; PHQ, patient health questionnaire; SSRI, selective serotonin re-uptake inhibitor;

Figure 1. Enrolment and questionnaire completion. **A**, Cumulative number of baseline questionnaire completions, by month **B**, Cumulative number of monthly questionnaire completions, by month **C**, Proportion of participants who completed a monthly questionnaire following invitation to do so, by month

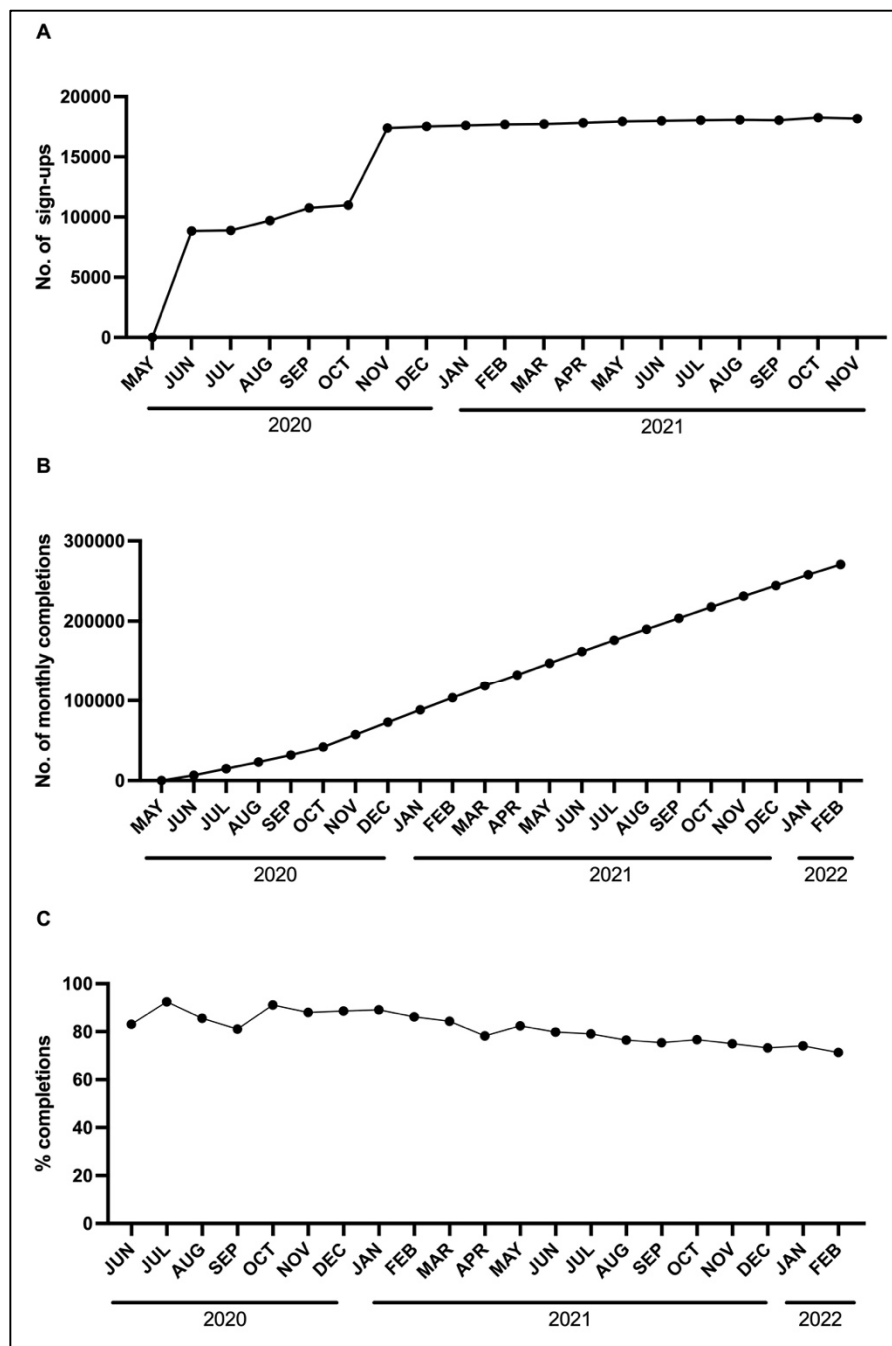


Figure 2. Geographical location of participants and COVID-19 cases. A, heatmap of COVIDENCE UK participants' location of residence by postcode. **B**, heatmap of cumulative COVID-19 notifications in the UK, by postcode, from <https://coronavirus.data.gov.uk/details/download> (download dated June 10, 2022).

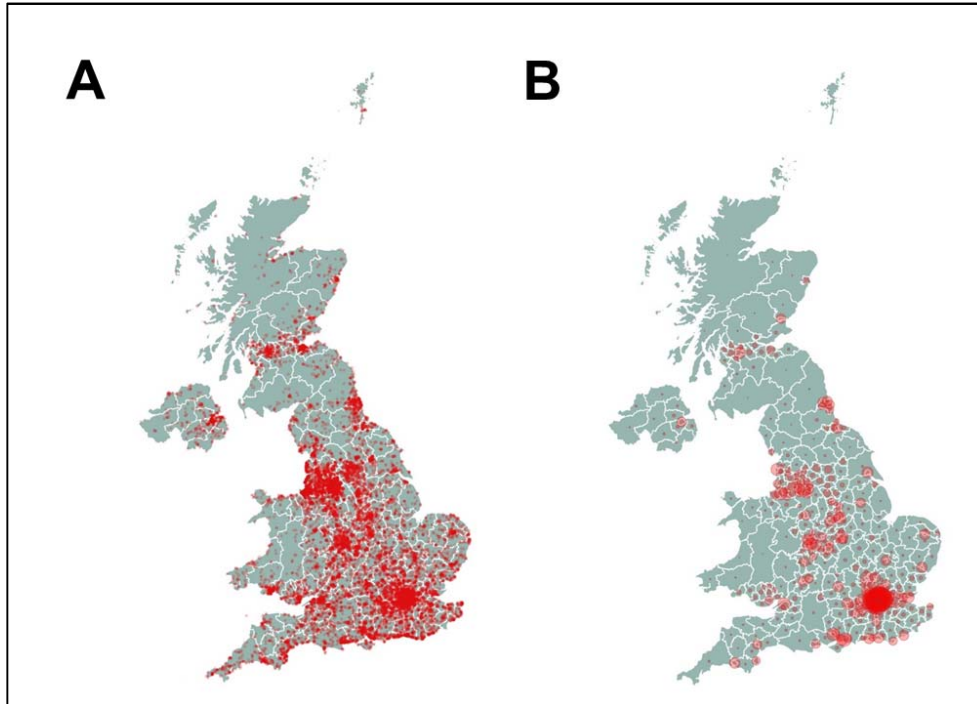
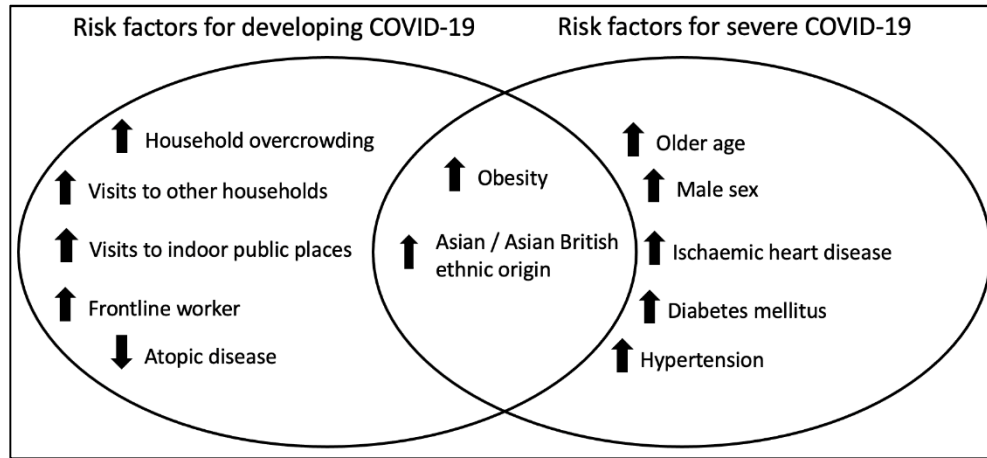


Figure 3. Risk factors for developing COVID-19 identified by COVIDENCE UK compared to risk factors for severe or fatal disease. Upward/downward arrows indicate increased/decreased risk, respectively.



References

1. Wang C, Horby PW, Hayden FG, Gao GF. A novel coronavirus outbreak of global health concern. *Lancet* 2020; **395**(10223): 470-3.10.1016/S0140-6736(20)30185-9.
2. Cucinotta D, Vanelli M. WHO Declares COVID-19 a Pandemic. *Acta Biomed* 2020; **91**(1): 157-60.10.23750/abm.v91i1.9397.
3. Covid-19 Excess Mortality Collaborators. Estimating excess mortality due to the COVID-19 pandemic: a systematic analysis of COVID-19-related mortality, 2020-21. *Lancet* 2022; **399**(10334): 1513-36.10.1016/S0140-6736(21)02796-3.
4. Zhou F, Yu T, Du R, Fan G, Liu Y, Liu Z, Xiang J, Wang Y, Song B, Gu X, Guan L, Wei Y, Li H, Wu X, Xu J, Tu S, Zhang Y, Chen H, Cao B. Clinical course and risk factors for mortality of adult inpatients with COVID-19 in Wuhan, China: a retrospective cohort study. *Lancet* 2020; **395**(10229): 1054-62.10.1016/S0140-6736(20)30566-3.
5. Clift AK, Coupland CAC, Keogh RH, Diaz-Ordaz K, Williamson E, Harrison EM, Hayward A, Hemingway H, Horby P, Mehta N, Bengler J, Khunti K, Spiegelhalter D, Sheikh A, Valabhji J, Lyons RA, Robson J, Semple MG, Kee F, Johnson P, Jebb S, Williams T, Hippisley-Cox J. Living risk prediction algorithm (QCOVID) for risk of hospital admission and mortality from coronavirus 19 in adults: national derivation and validation cohort study. *BMJ* 2020; **371**: m3731.10.1136/bmj.m3731.
6. Boehmer TK, DeVies J, Caruso E, van Santen KL, Tang S, Black CL, Hartnett KP, Kite-Powell A, Dietz S, Lozier M, Gundlapalli AV. Changing Age Distribution of the COVID-19 Pandemic - United States, May-August 2020. *MMWR Morb Mortal Wkly Rep* 2020; **69**(39): 1404-9.10.15585/mmwr.mm6939e1.
7. Holt H, Talaei M, Greenig M, Zenner D, Symons J, Relton C, Young KS, Davies MR, Thompson KN, Ashman J, Rajpoot SS, Kayyale AA, El Rifai S, Lloyd PJ, Jolliffe D, Timmis O, Finer S, Iliodromiti S, Miners A, Hopkinson NS, Alam B, Lloyd-Jones G, Dietrich T, Chapple I, Pfeffer PE, McCoy D, Davies G, Lyons RA, Griffiths C, Kee F, Sheikh A, Breen G, Shaheen SO, Martineau AR. Risk factors for developing COVID-19:

a population-based longitudinal study (COVIDENCE UK). *Thorax* 2021.10.1136/thoraxjnl-2021-217487.

8. Relton C, Torgerson D, O'Cathain A, Nicholl J. Rethinking pragmatic randomised controlled trials: introducing the "cohort multiple randomised controlled trial" design. *BMJ* 2010; **340**: c1066.10.1136/bmj.c1066.
9. Talaei M, Faustini S, Holt H, Jolliffe DA, Vivaldi G, Greenig M, Perdek N, Maltby S, Bigogno CM, Symons J, Davies GA, Lyons RA, Griffiths CJ, Kee F, Sheikh A, Richter AG, Shaheen SO, Martineau AR. Determinants of pre-vaccination antibody responses to SARS-CoV-2: a population-based longitudinal study (COVIDENCE UK). *BMC Medicine* 2022; **20**(1): 87.10.1186/s12916-022-02286-4.
10. Jolliffe DA, Faustini SE, Holt H, Perdek N, Maltby S, Talaei M, Greenig M, Sheikh A, Lyons RA, Kee F, Martineau AR. Determinants of Antibody Responses to Two Doses of ChAdOx1 nCoV-19 or Bnt162b2 and a Subsequent Booster Dose of BNT162b2 or mRNA-1273: Population-Based Cohort Study (COVIDENCE UK). *Preprints with The Lancet*, 2022. <http://dx.doi.org/10.2139/ssrn.4031570>.
11. Holt H, Jolliffe DA, Talaei M, Faustini SE, Vivaldi G, Davies GA, Lyons RA, Griffiths CJ, Kee F, Sheikh A, Richter AG, Shaheen SO, Martineau AR. Incidence, determinants and serological correlates of reactive symptoms following SARS-CoV-2 vaccination: a population-based longitudinal study (COVIDENCE UK). *Research Square* 2022. <https://doi.org/10.21203/rs.3.rs-1692845/v1>.
12. Vivaldi G, Jolliffe DA, Faustini SE, Holt H, Perdek N, Talaei M, Tydeman F, Chambers ES, Cai W, Li W, Gibbons J, Pade C, McKnight A, Shaheen SO, Richter AG, Martineau AR. Correlation between post-vaccination titres of IgG, IgA and IgM anti-Spike antibodies and protection against breakthrough SARS-CoV-2 infection: a population-based longitudinal study (COVIDENCE UK). *MedRxiv* 2022. <https://doi.org/10.1101/2022.02.11.22270667>
13. Vivaldi G, Jolliffe DA, Holt H, Tydeman F, Talaei M, Davies GA, Lyons RA, Griffiths CJ, Kee F, Sheikh A, Shaheen SO, Martineau AR. Risk factors for SARS-CoV-2 infection after primary vaccination with ChAdOx1 nCoV-19 or BNT1262b2 and after booster vaccination with BNT1262b2 or mRNA-1273: a population-based cohort study (COVIDENCE UK). *MedRxiv* 2022. <https://doi.org/10.1101/2022.03.11.22272276>.

14. Jolliffe DA, Holt H, Greenig M, Talaei M, Perdek N, Pfeffer P, Maltby S, Symons J, Barlow NL, Normandale A, Garcha R, Richter AG, Faustini SE, Orton C, Ford DV, Lyons RA, Davies GA, Kee F, Griffiths CJ, Norrie J, Sheikh A, Shaheen SO, Relton C, Martineau AR. Vitamin D Supplements for Prevention of Covid-19 or other Acute Respiratory Infections: a Phase 3 Randomized Controlled Trial (CORONAVIT). *MedRxiv* 2022. <https://doi.org/10.1101/2022.03.22.22271707>.
15. Williamson AE, Tydeman F, Miners A, Pyper K, Martineau AR. Acute and long-term impacts of COVID-19 on economic vulnerability: a population-based longitudinal study (COVIDENCE UK). *MedRxiv* 2022. <https://doi.org/10.1101/2022.03.03.22271835>.
16. Patel AP, Paranjpe MD, Kathiresan NP, Rivas MA, Khera AV. Race, socioeconomic deprivation, and hospitalization for COVID-19 in English participants of a national biobank. *Int J Equity Health* 2020; **19**(1): 114.10.1186/s12939-020-01227-y.
17. Griffith GJ, Morris TT, Tudball MJ, Herbert A, Mancano G, Pike L, Sharp GC, Sterne J, Palmer TM, Davey Smith G, Tilling K, Zuccolo L, Davies NM, Hemani G. Collider bias undermines our understanding of COVID-19 disease risk and severity. *Nature Communications* 2020; **11**(1): 5749.10.1038/s41467-020-19478-2.
18. Doll R, Hill AB. Mortality in Relation to Smoking: Ten Years' Observations of British Doctors. *Br Med J* 1964; **1**(5396): 1460-7 CONCL.10.1136/bmj.1.5396.1460.
19. Rothman KJ, Gallacher JE, Hatch EE. Why representativeness should be avoided. *Int J Epidemiol* 2013; **42**(4): 1012-4.10.1093/ije/dys223.
20. Shea RL, Berg JD. Self-administration of vitamin D supplements in the general public may be associated with high 25-hydroxyvitamin D concentrations. *Ann Clin Biochem* 2017; **54**(3): 355-61.10.1177/0004563216662073.
21. Yellen SB, Cella DF, Webster K, Blendowski C, Kaplan E. Measuring fatigue and other anemia-related symptoms with the Functional Assessment of Cancer Therapy (FACT) measurement system. *J Pain Symptom Manage* 1997; **13**(2): 63-74.10.1016/s0885-3924(96)00274-6.
22. Fletcher CM. Standardised questionnaire on respiratory symptoms: a statement prepared and approved by the MRC Committee on the Aetiology of Chronic Bronchitis (MRC breathlessness score). *BMJ* 1960; **2**: 1665.

23. Taylor RR, Trivedi B, Patel N, Singh R, Ricketts WM, Elliott K, Yarwood M, White V, Hylton H, Allen R, Thomas G, Kapil V, McGuckin R, Pfeffer PE. Post-COVID symptoms reported at asynchronous virtual review and stratified follow-up after COVID-19 pneumonia. *Clin Med (Lond)* 2021.10.7861/clinmed.2021-0037.
24. Kroenke K, Spitzer RL, Williams JB, Monahan PO, Lowe B. Anxiety disorders in primary care: prevalence, impairment, comorbidity, and detection. *Ann Intern Med* 2007; **146**(5): 317-25.10.7326/0003-4819-146-5-200703060-00004.
25. Kroenke K, Spitzer RL, Williams JB. The Patient Health Questionnaire-2: validity of a two-item depression screener. *Med Care* 2003; **41**(11): 1284-92.10.1097/01.MLR.0000093487.78664.3C.
26. EuroQol G. EuroQol--a new facility for the measurement of health-related quality of life. *Health Policy* 1990; **16**(3): 199-208.10.1016/0168-8510(90)90421-9.
27. Morley GL, Taylor S, Jossi S, Perez-Toledo M, Faustini SE, Marcial-Juarez E, Shields AM, Goodall M, Allen JD, Watanabe Y, Newby ML, Crispin M, Drayson MT, Cunningham AF, Richter AG, O'Shea MK. Sensitive Detection of SARS-CoV-2-Specific Antibodies in Dried Blood Spot Samples. *Emerging Infectious Diseases* 2020; **26**(12): 2970-3.10.3201/eid2612.203309.