

## **Pronounced state-level variation in prescription cannabinoids to Medicaid patients**

Edward Y. Liu<sup>a</sup>, Kenneth L. McCall<sup>b</sup>, and Brian J. Piper<sup>a,c\*</sup>

<sup>a</sup>Department of Medical Education, Geisinger Commonwealth School of Medicine

<sup>b</sup>Department of Pharmacy Practice, Binghamton University

<sup>c</sup>Center for Pharmacy Innovation & Outcomes, Geisinger

\*[bpiper@som.geisinger.edu](mailto:bpiper@som.geisinger.edu); [psy391@gmail.com](mailto:psy391@gmail.com); Orcid ID: [0000-0002-2295-445X](https://orcid.org/0000-0002-2295-445X)

**Abstract:** 194 / 200 words

**Full Paper:** 2,442 / 4,000 words

## Abstract

Dronabinol is approved for chemotherapy induced nausea as well as vomiting and HIV-induced anorexia, while cannabidiol is primarily approved for childhood epileptic disorders Lennox-Gastaut and Dravet syndrome. The use pattern for these prescription cannabinoids in the US is unknown. This study analyzed Medicaid claims for dronabinol and cannabidiol prescriptions from 2016-2020. Dronabinol prescriptions decreased by 25.3% from 2016 to 2020 while cannabidiol prescriptions increased by 16,272.99 % from 2018 to 2020. The spending on these drugs parallels that on their prescription trend with a 66.3% decrease in reimbursement for dronabinol (\$5.7 million in 2020), whereas that of cannabidiol increased by +26,582.0% (\$233.3 million in 2020). Dronabinol prescriptions in Connecticut were 136.4 times larger than New Mexico and 17 states had zero prescriptions. Idaho prescriptions, when corrected for number of enrollees, were 15.4-fold higher than Washington DC. Prescribing of dronabinol and cannabidiol did not differ significantly based on the whether the state had an active medical marijuana program. The prescriptions of pharmaceutical grade tetrahydrocannabinol were decreasing while cannabidiol was increasing. This study also identified pronounced state level variation in cannabinoid prescribing to Medicaid patients. Further research to identify the origins of these disparities is needed.

## **Introduction**

Dronabinol is synthetic tetrahydrocannabinol (THC) that has been US Food and Drug Administration (FDA) approved since 1985 to treat HIV/AIDs-induced anorexia and to patients who do not respond to conventional anti-emetics from the nausea and vomiting of chemotherapy (Badowski and Yanful 2018; May and Glode 2016). Dronabinol activates the CB<sub>1</sub> receptor, stimulating appetite and provoking an anti-emetic response by reducing the emetic effects from endogenous chemicals like dopamine and serotonin (Badowski and Yanful 2018; May and Glode 2016). Over half of chemotherapy cycles adversely affected the quality of life for patients by inducing undesirable effects including nausea, vomiting, anorexia, nutrient depletion, and metabolic imbalances. By using dronabinol alone or in combination with conventional anti-emetics like ondansetron and prochlorperazine, randomized clinical trials concluded that dronabinol helped prevent nausea and vomiting episodes (May & Glode, 2016). Prescription THC combats weight loss and wasting syndrome from HIV by increasing appetite from the CB<sub>1</sub> effects (Badowski and Yanful, 2018). The causes of weight abnormalities are hypothesized to be due to several factors, including reduced caloric intake from depression, increased financial difficulties and opportunistic infections, and aggravated metabolic dysfunctions. Dronabinol helped HIV-positive patients increase their daily caloric intake by consuming more meals throughout the day (Haney, Gunderson, Rabkin, Hart et al. 2007).

A randomized double-blind study demonstrated that dronabinol can also treat neuropathic pain associated with multiple sclerosis (Schimrigk, Marziniak, Neubauer, Kugler et al. 2017).

Although there were adverse reactions, including restlessness, irritability, sleep interference, decreased appetite, and drug-dependence, this cannabinoid showed promising long-term

therapeutic effects in treating neuropathic pain with little to no signs of abuse or dependence.

Dronabinol was switched from Schedule II to Schedule III in 1998 with low-moderate potential for abuse due to its gradual onset of action, dysphoria, and other factors (Institute of Medicine 1999). Considerations regarding drug-drug interactions, contraindications, use in specific populations, and other unfavorable effects should be carefully considered. The US FDA (2017) indicated that dronabinol could affect the metabolism of other drugs by inducing or inhibiting cytochrome P450 enzymes (3A4 and 2C9), aggravating mental and/or physical symptoms in patients with neuropsychiatric disorders, inducing fetal harm in pregnant women, causing lactating issues, and exacerbating the neuropsychiatric problems of elderly patients because they are more sensitive to the medications.

The prescription grade of cannabidiol (Epidiolex) has gained recent popularity since its approval by the FDA on June 25, 2018, as the first plant-derived, purified pharmaceutical-grade cannabidiol (CBD) in the US to treat patients  $\geq 1$  with Dravet Syndrome (DS) or Lennox-Gastaut Syndrome (LGS) which are types of childhood medically refractory epileptic disorders (Abu-Sawwa, Scutt, and Park 2020; Cigna 2022). This drug was initially placed in Schedule V and in April 2020, it was descheduled entirely (DEA Deschedules Antiepileptic, 2020, United States Drug Enforcement Administration 2018). Four randomized, double-blind, placebo-controlled clinical trials were done at 58 sites in Europe and the US to address the efficacy and safety of cannabidiol in treating LGS and DS with 550 patients aged 2-55 (US Food and Drug Administration, 2018a). The GWPCARE1 trial showed a statistically significant decrease in the number of seizures in individuals with DS with an improved quality of life, while the GWPCARE 3 and 4 trials demonstrated a statistically significant dose-dependent effect on

reducing the number of seizures in individuals with LGS, with approximately half of patients demonstrating  $\geq 50\%$  reduction in seizures (Abu-Sawwa, Scutt, and Park 2020). The study concluded that cannabidiol should be used as an adjunct with other anti-epileptic medications to combat DS and LBS. The drug-drug interactions however must be carefully considered, as cannabidiol inhibits CYP2C8, CYP2C9, CYP2C19, UGT1A9, and UGT2B7 and there are dose-dependent increases in adverse effects from the adjunct therapy including lethargy, somnolence, fatigue, nausea, vomiting, and increased liver enzymes and frequency of upper respiratory infections (US FDA, 2018b).

The US FDA (2020) specified that the efficacy and safety use of prescription cannabidiol has led to its approval in 2020 to treat another epileptic disease called tuberous sclerosis, a rare genetic disorder that causes benign tumors to grow in the brain and other parts of the body, resulting in various symptoms including seizures, developmental delays, and other abnormalities. Although the benefits and the safety of the drug are promising as indicated by the results of the multicenter clinical trials, further investigation is still needed before unqualified endorsements for long-term usage are made due to limited data in the drug-drug interactions, its reproductive adverse health effects, and other problematic side effects (Abu-Sawwa, Scutt, and Park 2020). The mechanism in which cannabidiol induces anti-seizure effects remains unknown, but is theorized to alter neurochemicals, such as serotonin, gamma-amino butyric acid, t-type calcium channels, and N-methyl-D-aspartate by binding to CB<sub>1</sub> and CB<sub>2</sub> receptors. CB<sub>1</sub> is most dense in the basal ganglia, cerebellum, cortex, and hippocampus, which contributes to diseases affecting neurological conditions related to altered brain reward mechanisms, processes of learning and memory, as well as mood and anxiety disorders, whereas CB<sub>2</sub> is present primarily in immune and

hematopoietic systems, lacking psychoactive effects (Pacher, Bátkai, and Kunos 2006). The cannabidiol may interact with several signaling systems including the Transient Receptor Potential Vanilloid type 1 (TRPV-1) to induce anticonvulsant effects (Silva, Del Guerra, Lelis, and Pinto 2020).

Since their approval, dronabinol and cannabidiol have also been examined for various off label uses (Abu-Sawwa, Scutt, and Park 2020; Badowski and Yanful 2018; National Academies of Sciences, Engineering, and Medicine 2017). However, there is currently a lack of information about their use patterns in the US. This study analyzed the prescriptions for dronabinol and cannabidiol throughout the US from 2016 to 2020 for Medicaid patients and quantified their state-level variation.

## **Materials and Methods**

### ***Procedures***

The national and state-level number of prescriptions for cannabidiol (Epidiolex) and dronabinol (Marinol, Syndros) were obtained from Medicaid (Centers for Medicare and Medicaid Services 2022a; IBM Watson Health 2022) for 2016 to 2020. Medicaid is a federal and state insurance program that provided healthcare coverage in 2020 for 82 million low-income patients (Centers for Medicare and Medicaid Services 2022b). This year was chosen as the end period for analysis because it was the last year for which full drug data was available when analysis was completed (3/2022). The mean number of prescriptions for each cannabinoid from 2016 to 2020 was determined. A comparison was made for cannabinoid prescribing based on whether the state had a medical marijuana law and dispensaries active selling cannabis in 2020 (Marijuana Policy Project 2022). Finally, the total drug reimbursement was assessed.

### ***Data Analysis***

The analyses were: (1) Heat maps among the 50 states and Washington DC for both cannabinoids (Babicki, Arnd, Marcu, Liang et al. 2016); (2) total ratio of highest to lowest (non-zero) prescriptions per state, corrected for the number of Medicaid enrollees in 2020 in the US with states outside a 95% confidence interval ( $\text{mean} \pm 1.96 * \text{SD}$ ) interpreted as statistically significant ( $p < .05$ ); (3) correlation between the number of dronabinol and cannabidiol prescription among the states; (4) the average total number of prescriptions of both cannabinoids from 2016 to 2020 among all the states and the population corrected prescriptions for both cannabinoids at the state and national levels; (5) a t-test to examine for a plausible association between the number of prescriptions for both cannabinoids in states that had or had not have

between states that had, and had not, approved medical marijuana with ongoing dispensary sales, and (6) the annual total drug reimbursement (\$) from 2016 to 2020 for both cannabinoids. The data analyses and figures were completed using GraphPad Prism v 9.3.1.



## Results

Dronabinol average prescriptions per state showed a gradual decrease (-25.3%) from 2016 to 2020 (Supplemental Figure 1A). Similarly, when prescriptions were corrected for the number of enrollees, there was a 31.6% decrease (Supplemental Figure 1B). There was no difference in dronabinol prescribing in 2020 between states that had, and had not, approved medical marijuana (Supplemental Figure 2). Total spending on dronabinol decreased 66.3% from \$17,058,455.46 in 2016 to \$5,748,587.88 in 2020 (Supplemental Figure 3).

Dronabinol prescriptions in the top state, Connecticut (180.0), was 136.4-fold greater than that of the lowest non-zero state (New Mexico = 1.3, Figure 1). Connecticut, Nebraska, Missouri, and Maine had a greater number of prescriptions ( $> 1.5$  SDs) than the national mean. One-third of states (17) had no dronabinol prescriptions including a cluster (NV, ID, MT, WY, ND, SD, IO, WI) in the north-central US.

Cannabidiol average prescriptions showed a pronounced (+16,272.99%) increase since its approval in 2018 until 2020 (Supplemental Figure 1C). Similarly, the number of prescriptions when corrected for the number of enrollees showed a drastic increase (+14,496.77%) during this interval (Supplemental Figure 1D). Medicaid spending also demonstrated an exponential increase of 26,581.98% from \$874,370.82 in 2018 to \$233,299,416.18 in 2020 (Supplemental Figure 2).

Figure 2 shows a 15.4-fold difference in population corrected prescription of cannabidiol between Idaho and DC in 2020. Idaho, Wyoming, North Carolina, and New Hampshire demonstrated significantly greater prescribing than the average. Florida showed greater ( $> 1.5$

SD) while Alaska, New Mexico, Hawaii, and DC had lower ( $< 1.5$  SD) prescribing than the average. However, there was no difference in cannabidiol prescribing in 2020 between states that had, and had not, approved medical marijuana (Supplemental Figure 2)

## Discussion

There was a 25% decrease in dronabinol prescriptions between 2016 and 2020 and an exponential increase in cannabidiol prescriptions of 16,273% from 2018 to 2020, with pronounced state variation in prescriptions to Medicaid patients. Dronabinol can be used alone or in combination with other drugs to treat chemotherapy-induced nausea and vomiting, HIV-associated anorexia, and chronic pain since its approval in 1985 (O'Donnell 2021), whereas cannabidiol has specifically been proven to work in adjunct with other antiepileptics to treat rare epileptic disorders, specifically Lennox Gaustaut and Dravet Syndromes since its approval in 2018 (Abu-Sawwa, Scutt, and Park 2020). Understanding the distribution of the two medical cannabis provides a novel insight into their pharmacoepidemiology, especially with the rising attention in the use of cannabis to combat various medical conditions (National Academy of Sciences, 2017).

The sizeable state-level variation in dronabinol prescriptions may be explained by various factors including differing Medicaid Preferred Drug List (PDL) policies (Kaiser Family Foundation 2019). However, the presence of an active medical marijuana program in a state did not impact dronabinol prescribing (Mahabir, Smith, Vannabouathong, Merchant et al. 2021; Marijuana Policy Project 2021). Additionally, the lower number of dronabinol prescriptions compared to cannabidiol might be because dronabinol is a Schedule III drug, is less likely to be indicated as a preferred drug in the Medicaid PDL or included in it, and the cannabis has step therapy policies in some states (Agency For Health Care Administration 2022; Magellan Health 2020; Texas Health and Human Services 2022; United States Drug Enforcement Administration 2018). PDLs are generally implemented by states to reduce prescription costs, but the application of this policy varies among the states depending on factors such as the possible effects of drug

restrictions on the quality of care, issues between cost-savings and quality of care, and the administrative costs related to the program (Gifford, Winter, Wiant, Dolan et al. 2020; Ovsag, Hydery, and Mousa 2008). According to Ovsag, Hydery, and Mousa (2008), the inclusion of certain drugs into the PDL is specifically determined by the negotiation of the price rebates between the manufacturer and the state Medicaid programs. Step-through parameters like the required use of 5-HT<sub>3</sub> receptor antagonists for cancer-associated nausea and vomiting prior to approval of dronabinol might explain the larger variability of dronabinol prescriptions among the states (Magellan Health 2022).

Similarly, the pronounced increase in cannabidiol prescriptions from 2018-2020 may be explained increased incorporation into the PDL of some states (“Dea Deschedules Antiepileptic” 2020; Magellan Health 2020; Texas Health and Human Services 2022) and its de-scheduling in 2020. The high population corrected cannabidiol prescriptions in Idaho and Wyoming might be explained by the late or lack of Medicaid expansion, especially since states that have expanded Medicaid enable individuals who are under 65 to qualify for the program if their income is up to 138% of the federal poverty level (Kaiser Family Foundation 2022). Idaho expanded its Medicaid program in 2020, whereas Wyoming has not (Healthinsurance.org 2022). A previous study has shown that the prevalence of epilepsy is higher in low-income Americans, individuals with pre-existing disabilities, and comorbid conditions than that of the general population (Kaiboriboon, Bakaki, Lhatoo, and Koroukian 2013). Therefore, states that were late to expand or still have not expanded may have increased use of cannabidiol, specifically in populations with poorer health and lower income than states who have expanded Medicaid.

In addition to the differing policies, regulations, and medical marijuana legalization status among the states, the varied knowledge of the use, benefits, and adverse effects of medical

marijuana combined with the negative stigma of the substance and inadequate scientific evidence on the medication's safety and efficacy may also contribute to the varying amounts of prescriptions of dronabinol and cannabidiol (Ronne, Rosenbaek, Pedersen, Waldorff et al. 2021).

The drug reimbursement for Medicaid parallels that of the temporal trend in prescriptions for both cannabinoids. The Red Book from IBM Micromedex (2022) are generally used as price benchmarks for drugs, and it lists the average wholesale price (AWP) and wholesale acquisition cost (WAC) of dronabinol as \$4,242 and \$1,213.8, respectively. The AWP and WAC are \$1,848.00 and \$1,540.00, respectively for a 100 mL oral solution of Epidiolex. The annual price of cannabidiol (\$32,500) is non-trivial although this is aligned with the cost of other anti-epileptics (Kheen and El-Hajj, 2022). The sales of non-pharmaceutical grade cannabidiol in the US rose from \$535 million in 2018 to \$4.6 billion in 2020, and the growth is expected to rise to more than \$20 billion by 2024-2025 (Sill 2021; Statista 2021). This greatly dwarfs the \$233.3 million spent by the Medicaid program in 2020 for pharmaceutical grade cannabidiol.

Some limitations and future directions are noteworthy. These novel findings are limited to the 82 million patients served by the Medicaid program. Future research of Medicare or privately insured US patients or in other countries is warranted. The Medicaid State Drug Utilization database provides information about prescribing but further study with electronic medical records would be necessary to further characterize prescribing patterns. As the approved indications for cannabidiol (DS incidence 1 per 22,000-40,900, LGS was 4% of all cases of childhood epilepsy, Tuberous Sclerosis incidence ranges from 1 per 5,800 to 10,000 live births) are relatively rare, further research to characterize the off-label use of cannabidiol may be informative.

## **Conclusion**

The number of dronabinol prescriptions showed a moderate decrease, while cannabidiol demonstrated an exponential increase since its 2018 approval. There was also pronounced state-level variation in prescriptions of these cannabinoids. Further research needs to be completed to determine which factors including PDL account for these regional differences.

## **Acknowledgments**

We thank Raymond Stemrich, MHA for technical assistance. Software used in this study was provided by National Institute of Environmental Health Sciences (T32 ES007060-31A1). BJP was supported by the Health Resources Services Administration (D34HP31025).

## **Declaration of Interest Statement**

BJP was part of an osteoarthritis research team (2019-2021) supported by Pfizer and Eli Lilly. The other authors have no disclosures.

## References

Abu-Sawwa R, Scutt B, Park Y. Emerging use of Epidiolex (cannabidiol) in epilepsy. *Journal of Pediatric Pharmacology Therapeutics*. 2020; 25(6): 485-499. doi:10.5863/1551-6776-25.6.48

Agency For Health Care Administration. Florida Medicaid preferred drug list. Last Modified April 22, 2022. Accessed May 8, 2022.

[https://ahca.myflorida.com/medicaid/Prescribed\\_Drug/pharm\\_thera/fmpdl.shtml](https://ahca.myflorida.com/medicaid/Prescribed_Drug/pharm_thera/fmpdl.shtml).

Babicki S, Arndt D, Marcu A, Liang Y, Grant JR, Maciejewski A, Wishart DS. Heatmapper: web-enabled heat mapping for all. *Nucleic Acids Research*. 2016; 8(44)(W1):W147-53. doi: 10.1093/nar/gkw419.

Badowski ME, Yanful PK. Dronabinol oral solution in the management of anorexia and weight loss in AIDS and cancer. *Therapeutics and Clinical Risk Management*. 2018; 14; 643-651.

doi:10.2147/TCRM.S126849

Centers for Medicare and Medicaid Services. 2022. Medicaid & CHIP enrollment data. Accessed April 16, 2022. <https://www.medicaid.gov/medicaid/national-medicaid-chip-program-information/medicaid-chip-enrollment-data/index.html>

Centers for Medicare and Medicaid Services. 2022. State Drug Utilization Data. Accessed May 3, 2022. <https://www.medicaid.gov/medicaid/prescription-drugs/state-drug-utilization-data/index.html>.

Cigna. 2022. Prior authorization antiepileptics – Epidiolex® (cannabidiol oral solution). Accessed May 8, 2022.

[https://static.cigna.com/assets/chcp/pdf/coveragePolicies/cnf/cnf\\_319\\_coveragepositioncriteria\\_antiepileptics\\_epidiolex\\_pa.pdf](https://static.cigna.com/assets/chcp/pdf/coveragePolicies/cnf/cnf_319_coveragepositioncriteria_antiepileptics_epidiolex_pa.pdf)

Drug Topics. 2022. DEA deschedules antiepileptic CBD oral solution Epidiolex. Last Modified April 7, 2020. Accessed May 8, 2022. <https://www.drugtopics.com/view/dea-deschedules-antiepileptic-cbd-oral-solution-epidiolex>.

Haney M, Gunderson EW, Rabkin J, Hart CL, Vosburg SK, Comer SD, Foltin RW. Dronabinol and marijuana in HIV-positive marijuana smokers. Caloric intake, mood, and sleep. *Journal of Acquired Immune Deficiency Syndrome* 2007; 45(5): 545-554.

doi:10.1097/QAI.0b013e31811ed205

Healthinsurance.org, LLC (HIO). 2022. What is the federal poverty level? Accessed May 9, 2022. <https://www.healthinsurance.org/glossary/federal-poverty-level/#:~:text=Medicaid%20and%20CHIP%3A,it%20up%20to%20138%25>.



IBM Watson Health. 2022. Dronabinol: Trade Names. Accessed May 4, 2022.

[https://www.micromedexsolutions.com/micromedex2/librarian/CS/F59E28/ND\\_PR/evidencexpert/ND\\_P/evidencexpert/DUPLICATIONSHIELDSYNC/A97590/ND\\_PG/evidencexpert/ND\\_B/evidencexpert/ND\\_AppProduct/evidencexpert/ND\\_T/evidencexpert/PFActionId/evidencexpert.DoIntegratedSearch?SearchTerm=dronabinol&UserSearchTerm=dronabinol&SearchFilter=filterNone&navitem=searchALL#](https://www.micromedexsolutions.com/micromedex2/librarian/CS/F59E28/ND_PR/evidencexpert/ND_P/evidencexpert/DUPLICATIONSHIELDSYNC/A97590/ND_PG/evidencexpert/ND_B/evidencexpert/ND_AppProduct/evidencexpert/ND_T/evidencexpert/PFActionId/evidencexpert.DoIntegratedSearch?SearchTerm=dronabinol&UserSearchTerm=dronabinol&SearchFilter=filterNone&navitem=searchALL#).

Institute of Medicine (US), Joy J, Stanley J, Watson J, John A, Benson J, eds. 1999.

*Development of Cannabinoid Drugs*. Washington D.C.: National Academies Press. Accessed April 30, 2022. <https://www.ncbi.nlm.nih.gov/books/NBK230708/>

Kaiboriboon K, Bakaki PM, Lhatoo SD, Koroukian S. Incidence and prevalence of treated epilepsy among poor health and low-income Americans. *Neurology*. 2013; 80(21):1942-1949. doi:10.1212/WNL.0b013e318293e1b4

Gifford K, Winter A, Wiant L, Dolan R, Tian M, Garfield R. How state Medicaid programs are managing prescription drug costs: Results from a state Medicaid pharmacy survey for state fiscal years 2019 and 2020. 2020. Accessed May 12, 2022. <https://www.kff.org/report-section/how-state-medicaid-programs-are-managing-prescription-drug-costs-cost-containment-and-utilization-control-strategies/>.

Kaiser Family Foundation. 2019. State Medicaid Preferred Drug Lists. Accessed May 18, 2022.

<https://www.kff.org/other/state-indicator/medicaid-preferred-drug-lists/?currentTimeframe=0&sortModel=%7B%22colId%22:%22Location%22,%22sort%22:%22asc%22%7D>

Kaiser Family Foundation. 2022. Status of State Medicaid Expansion Decisions: Interactive

Map. Accessed May 6, 2022. <https://www.kff.org/medicaid/issue-brief/status-of-state-medicaid-expansion-decisions-interactive-map/>.

Keehn J, El-Hajj S (editor). 2022. How much does Epidiolex cost (The cost may shock you).

Accessed May 20, 2022. <https://cbdschool.com/epidiolex-cbd-price/>

Magellan Health. New York state Medicaid fee-for service pharmacy programs. Last Modified May 5, 2022. Accessed May 8, 2022.

[https://newyork.fhsc.com/downloads/providers/NYRx\\_PDP\\_PDL.pdf](https://newyork.fhsc.com/downloads/providers/NYRx_PDP_PDL.pdf)

Mahabir VK, Smith CS, Vannabouathong C, Merchant JJ, Garibaldi AL. Comparing medical cannabis use in 5 US states: a retrospective database study. *Journal of Cannabis Research*.

2021, 3(1): 15. <https://doi.org/10.1186/s42238-021-00075-z>

Marijuana Policy Project. Medical cannabis program implementation timelines. Last Modified May 28, 2021. Accessed May 18, 2022. <https://www.mpp.org/issues/medical-marijuana/state-by-state-medical-marijuana-laws/medical-marijuana-program-implementation-timeline/>

May MB, Glode AE. Dronabinol for chemotherapy-induced nausea and vomiting unresponsive to antiemetics. *Cancer Manag Res* 2016; 8: 49-55. doi:10.2147/CMAR.S81425

National Academies of Sciences, Engineering, and Medicine. 2017. *The Health Effects of Cannabis and Cannabinoids: The Current State of Evidence and Recommendations for Research*. Washington, DC: The National Academies Press. <https://doi.org/10.17226/24625>.

O'Donnell B, Meissner H, Gupta V. *Dronabinol*. Last Modified November 20, 2021. Accessed April 30, 2022. Florida: StatPearls. <https://www.ncbi.nlm.nih.gov/books/NBK430685/>

Ovsag K, Hyder S, Mousa SA. Preferred drug lists: potential impact on healthcare economics. *Vascular Health and Risk Management*. 2008; 4(2): 403–413. <https://doi.org/10.2147/vhrm.s926>

Pacher P, Batkai S, Kunos G. The endocannabinoid system as an emerging target of pharmacotherapy. *Pharmacological Reviews* 2006; 58(3): 389–462. <https://doi.org/10.1124/pr.58.3.2>

Red Book. Micromedex Solutions. Greenwood Village, CO: Truven Health Analytics. <http://micromedex.com/>. Updated 2022. Accessed May 2022.

Ronne ST, Rosenbaek F, Pedersen LB, Waldorff FB, Nielsen JB, Riisgaard H, Sondergaard J. 2021. Physicians' experiences, attitudes, and beliefs towards medical cannabis: a systematic literature review. *BMC Family Practice*. 22(1): 212. doi:10.1186/s12875-021-01559-w

Schimrigk S, Marziniak M, Neubauer C, Kugler EM, Werner G, Abramov-Sommariva D. Dronabinol is a safe long-term treatment option for neuropathic pain patients. *European Neurology*. 2017; 78(5-6): 320-329. doi:10.1159/000481089

Sill M. The future of the CBD industry in 2022 and beyond. 2021, Accessed May 20, 2022. <https://www.forbes.com/sites/forbesbusinesscouncil/2021/10/21/the-future-of-the-cbd-industry-in-2022-and-beyond/?sh=3d3a016e25fd>

Silva GD, Del Guerra FB, Lelis MO, Pinto LP. 2020. Cannabidiol in the treatment of epilepsy: A focused review of evidence and gaps. *Frontiers in Neurology* 11. <https://doi.org/10.3389/fneur.2020.531939>.

Statista. 2021. Total U.S. cannabidiol (CBD) product sales from 2014 to 2022 (in million dollars). Accessed May 20, 2022. <https://www.statista.com/statistics/760498/total-us-cbd-sales/>

Substance Abuse and Mental Health Services Administration. 2021. Key substance use and mental health indicators in the United States: Results from the 2020 National Survey on Drug Use and Health (HHS Publication No. PEP21-07-01-003, NSDUH Series H-56). Rockville, MD: Center for Behavioral Health Statistics and Quality, Substance Abuse and Mental Health Services Administration. Accessed May 23, 2022. <https://www.samhsa.gov/data/>

Texas Health and Human Services. 2022. Texas Preferred Drug List. Accessed May 8, 2022. <https://www.txvendordrug.com/sites/default/files/docs/2022-0127-preferred-drug-list.pdf>.

United States Drug Enforcement Administration. 2018. FDA-approved drug Epidiolex placed in Schedule V of Controlled Substance Act. Accessed April 30, 2022. <https://www.dea.gov/press-releases/2018/09/27/fda-approved-drug-epidiolex-placed-schedule-v-controlled-substance-act>.

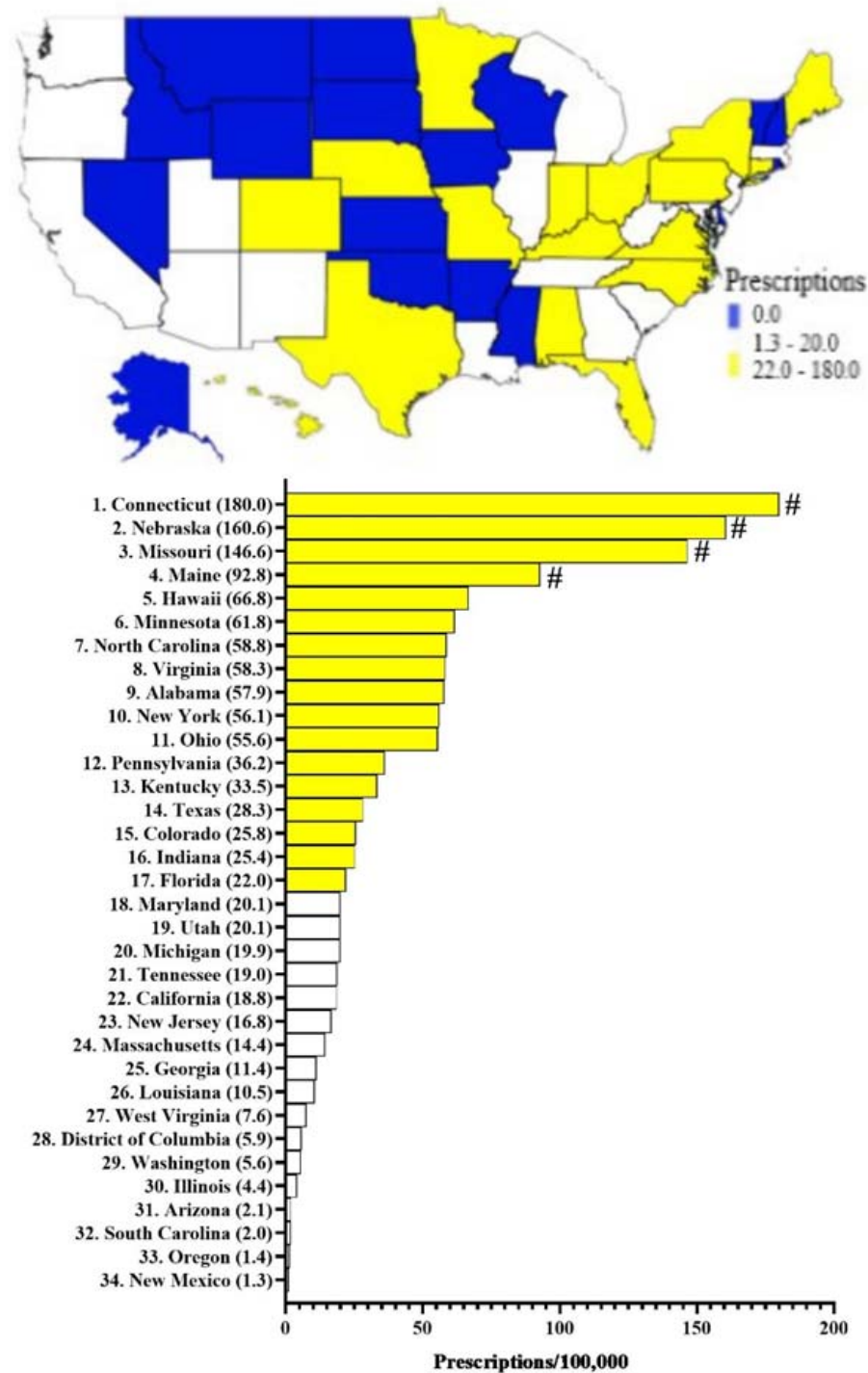
U.S. Food and Drug Administration. 2018. Drug Trials Snapshots: Epidiolex. Accessed April 30, 2022. <https://www.fda.gov/drugs/drug-approvals-and-databases/drug-trials-snapshots-epidiolex>.

U.S. Food and Drug Administration. 2018. Epidiolex (cannabidiol) oral solution. Last Modified June 2018. Accessed May 15, 2022.

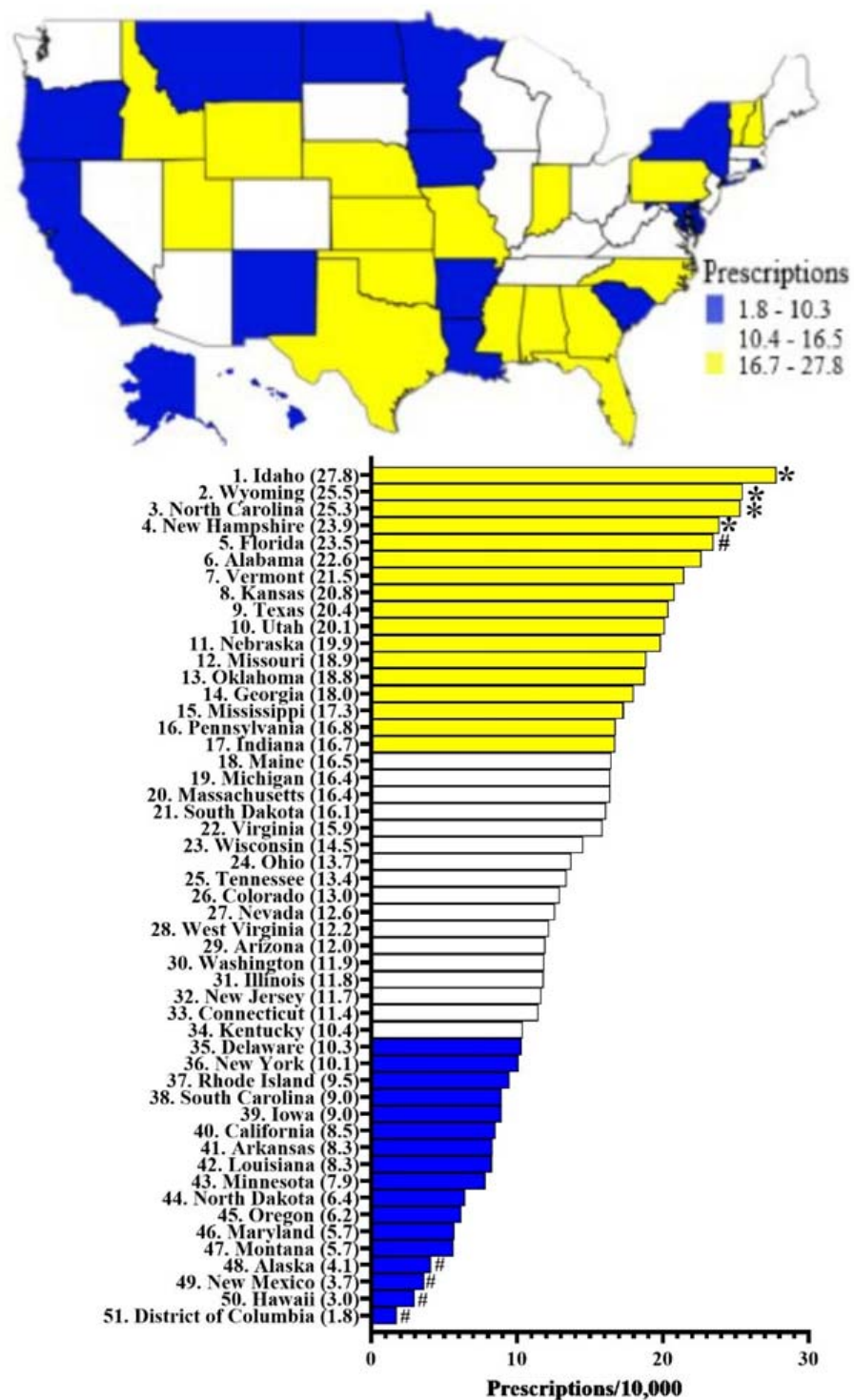
U.S. Food and Drug Administration. 2020. FDA Approves New Indication for Drug Containing an Active Ingredient Derived from Cannabis to Treat Seizures in Rare Genetic Disease. Accessed April 30, 2022. <https://www.fda.gov/news-events/press-announcements/fda-approves-new-indication-drug-containing-active-ingredient-derived-cannabis-treat-seizures-rare>.

U.S. Food and Drug Administration. 2017. Marinol (dronabinol) capsules, for oral use. Last Modified August 2017. Accessed April 30, 2022. [https://www.accessdata.fda.gov/drugsatfda\\_docs/label/2017/018651s029lbl.pdf](https://www.accessdata.fda.gov/drugsatfda_docs/label/2017/018651s029lbl.pdf).

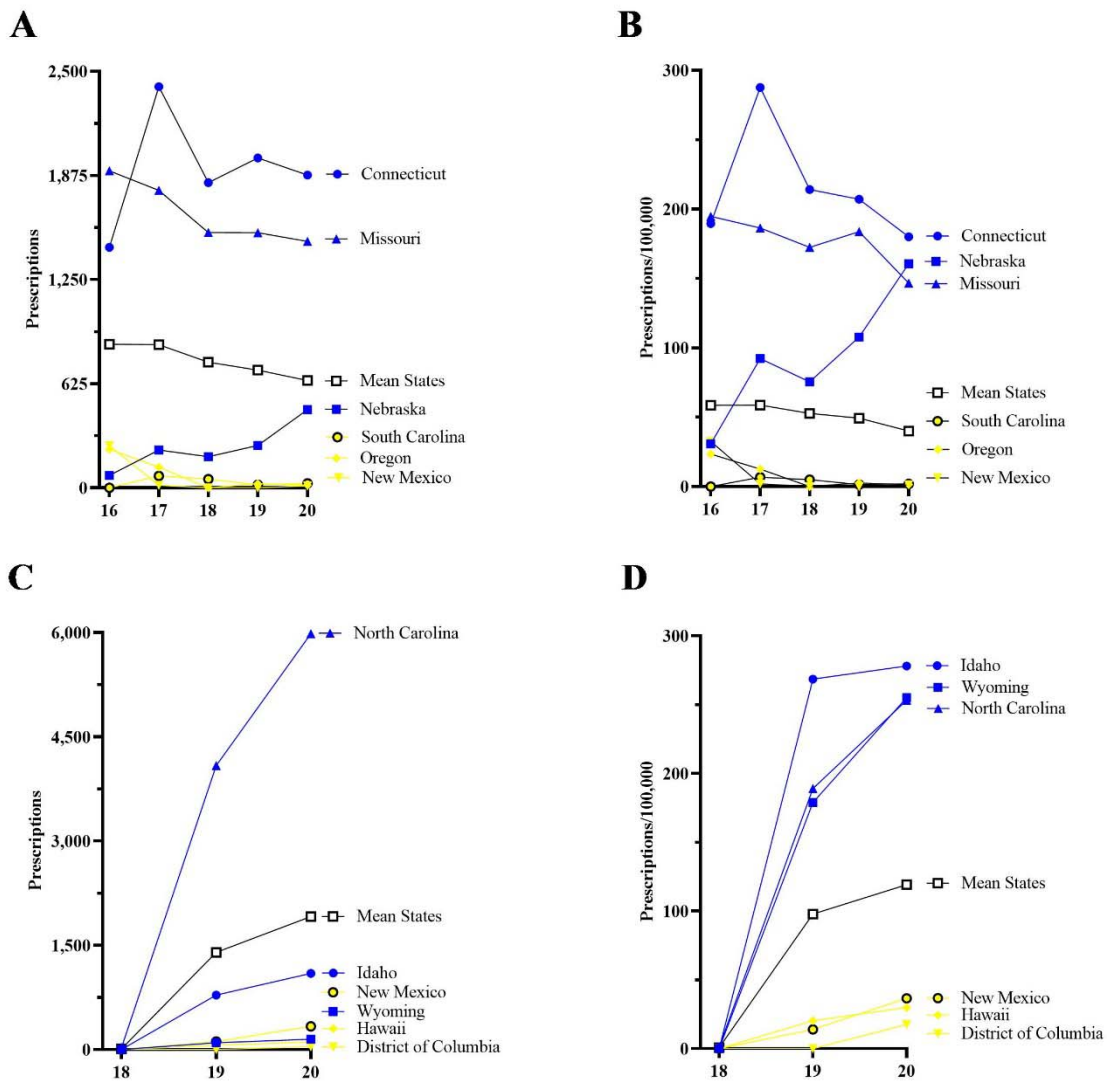
**Figure 1.** Dronabinol prescriptions per 100,000 Medicaid enrollees. Heatmap (top) and ranked (bottom) in 2020. States outside #1.50 Standard Deviations from the mean. Seventeen states including DC with 0 prescriptions are not shown on the bar graph.



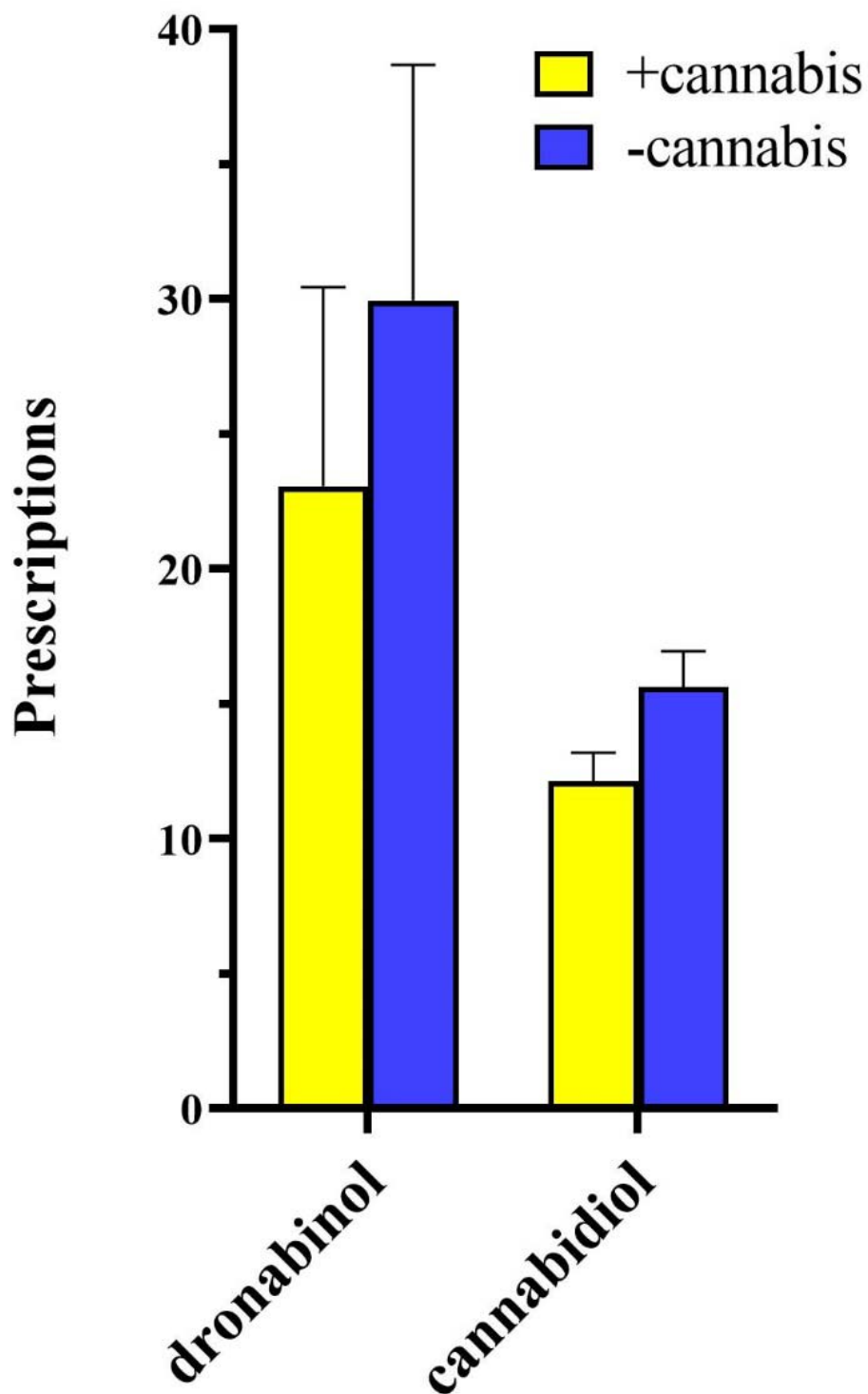
**Figure 2.** Cannabidiol prescriptions per 10,000 Medicaid enrollees. Heatmap (top) and ranked (bottom) in 2020. (States outside \* 1.96 or # 1.50 Standard Deviations from the mean).



**Supplemental Figure 1.** Total number of prescriptions (A, C) and corrected for number of enrollees (B, D) for dronabinol (A, B) and cannabidiol (C, D) to Medicaid patients for the three highest and three lowest states for 2016 to 2020. The mean number of prescriptions among 50 states and Washington DC are also shown.



**Supplemental Figure 2.** Comparison between the population corrected average prescriptions of dronabinol and cannabidiol in states that do (+) and do not (-) have medical cannabis in 2020.



**Supplemental Figure 3.** The total drug reimbursement in Medicaid of dronabinol and cannabidiol in millions (\$) from 2016 to 2020.

