

1
2
3
4
5
6
7
8
9
10
11
12
13
14
15
16
17
18
19
20
21
22
23
24
25
26
27
28

Assessing the effectiveness of newborn resuscitation training and skill retention program on neonatal outcomes in Madhesh Province, Nepal

Newborn resuscitation training and neonatal outcomes in Nepal

Mala Chalise^{1¶}, Ranjan Dhungana^{2&}, Michael K Visick^{3&}, Robert B Clark^{4¶}

¹ Children’s Medical Mission, Utah, USA

² Safa Sunaulo Nepal, Kathmandu, Nepal

³ University of Utah School of Medicine, Salt Lake City, USA

⁴ Brigham Young University, Provo, USA

*Corresponding Author

E-mail: robclarkmd@outlook.com (RC)

¶ These authors contributed equally to this work.

& These authors also contributed to this work.

29 **Abstract**

30 **Background:** Intrapartum events leading to asphyxia at birth is one of the leading causes of
31 neonatal morbidity and mortality in Nepal. In response to this, the Nepal Ministry of Health and
32 Population adopted Helping Babies Breathe (HBB) as a tool to improve neonatal resuscitation.
33 The effectiveness of HBB trainings in developing newborn resuscitation knowledge and skills of
34 service providers have been well established. However, challenges remain in maintaining skills
35 over time. Safa Sunaulo Nepal (SSN), with support from LDS Charities designed an initiative for
36 scaling up newborn resuscitation training and maintaining skills over time. This paper reports on
37 the implementation of SSN's model of newborn resuscitation trainings and skill retention, and
38 changes in perinatal outcomes that occurred during the program.

39 **Methods:** The program capacitated facility-based trainers for scale up and maintaining
40 resuscitation skills in 20 facilities in Madhesh Province, Nepal. A single external mentor coached
41 and assisted the facility-based trainers, provided general support, and monitored progress.
42 Prospective outcome monitoring tracked changes in health metrics for a period of 14 months. To
43 analyze changes over the time, the neonatal mortality, morbidity, and stillbirths at the baseline
44 (first two months) of the program was compared with the endline (last two months) measures.

45 **Results:** Data was gathered on neonatal health outcomes of 68,435 vaginal deliveries and 9,253
46 cesarean sections. Results indicate decreases in <24 hours neonatal deaths ($p<0.001$), intrapartum
47 stillbirths ($p<0.001$), and number of sick newborns transferred from the maternity unit ($p<0.001$).
48 During the program, facility-based trainers taught resuscitation skills to 231 medical personnel and
49 supported skill retention.

50 **Conclusions:** SSN's model is a low-cost, evidence-based program focusing on facility-based
51 trainers, who are mentored and supported to scale-up and sustain resuscitation skills over time.

52 Findings from the report are suggestive that the model had a substantial influence on critical
53 neonatal outcomes. Future programs focused on improving neonatal outcomes may benefit by
54 incorporating program elements of SSN model.

55 **Introduction**

56 The world has made phenomenal progress in reducing child mortality over the past three decades,
57 but global progress was insufficient to universally achieve Millennium Development Goal (MDG)
58 4. Only one third of MDG countries, which included Nepal, reduced under-five mortality by two-
59 thirds(1).

60 While the worldwide under-five mortality has declined considerably(2), the reductions in neonatal
61 mortality rate have lagged, leading to an increased proportion of overall deaths attributed to the
62 first month of life. Nearly 37% of the estimated child death in 1990 was attributable to neonatal
63 deaths(3), compared with 45% in 2015(4). The UN Inter-agency Group for Child Mortality
64 Estimation anticipates that neonatal deaths will account for nearly 52% of child deaths by 2030(4).

65 In Nepal, while the under-five mortality decreased from 133 deaths per 1000 live births in 1991 to
66 39 deaths per 1000 live births in 2016, neonatal mortality only dropped from 50 deaths per 1000
67 live births in 1991 to 21 in 2016(5), causing the Neonatal Mortality Rate (NMR) to rise to 61% of
68 the under-five mortality rate(6).

69 Most neonatal deaths occur within the first week of birth(1). The first day of life is the most
70 vulnerable period of child survival with more than a quarter (27%) of neonatal death occurring in
71 the first day of life in Nepal(7). Intrapartum Hypoxic Events (IHE) continue to be one of the
72 leading causes of neonatal morbidity and mortality in low-income countries, including Nepal(8–

73 10). To achieve the Sustainable Development Goal (SDG) of reducing neonatal mortality rate to
74 12 per 1000 live births, averting preventable deaths is a high priority.

75 Strengthening the capacity and competency of healthcare workers to provide timely and
76 appropriate newborn resuscitation is essential to addressing newborn deaths(11). To this end, the
77 American Academy of Pediatrics (AAP) and other partners developed Helping Babies Breathe
78 (HBB) to empower providers with life-saving techniques through simulation-based training(12).
79 Multiple studies have documented the effectiveness of HBB in reducing newborn mortality(13–
80 15)(16,17). Retention of these skills over time is critical but HBB follow-up studies have shown a
81 decline in knowledge and skills over time(11,18–20). Thus, a major challenge in upgrading
82 newborn resuscitation has been maintaining skills over time, as skills training alone is not
83 sufficient. Successful programs have carefully incorporated refresher training, mentoring, and
84 various Quality Improvement (QI) approaches (11,17,20)(21–23) to accomplish continuous
85 learning and retention. These have provided guidance on strategies needed to both improve and
86 maintain resuscitation skills.

87 HBB is a cost-effective, simplified neonatal resuscitation curriculum(24) focusing on acquiring
88 and implementing basic resuscitation skills. These skills are sufficient to support the transition of
89 99% of newborns in low-resource settings, with the help of basic clinical equipment(25). After
90 HBB was successfully piloted in Nepal in 2013(14), the then Child Health Division of the Ministry
91 of Health and Population (MoHP) incorporated the HBB training curriculum into the in-service
92 training package of Skilled Birth Attendants in 2015. The MoHP has been encouraging the
93 dissemination of improved resuscitation techniques using HBB in other settings as well. Newborn
94 resuscitation using HBB has been supported by multiple child health partners in Nepal. For
95 instance, UNICEF employed HBB to strengthen the resuscitation skills in a portfolio of hospitals

96 during two clinical trials(26,27). The National Health Training Center (NHTC), a nodal agency of
97 MoHP for training, is responsible for disseminating approved in-service provider education
98 throughout the country. NHTC has orchestrated HBB training-of-trainer (TOT) courses in Nepal
99 since 2012 in collaboration with Latter-day Saints (LDS) Charities, the humanitarian arm of The
100 Church of Jesus Christ of Latter-day Saints (28) and Safa Sunaulo Nepal (SSN).

101 In 2018, SSN, with financial and technical support from LDS Charities, designed a newborn
102 resuscitation training, scale-up, and skill retention program centered on developing and
103 maintaining the capacity of facility-based trainers to sustain the skills required to manage newborn
104 emergencies. The goals of the program were to:

- 105 • Utilize evidence-based strategies for scaling up and maintaining resuscitation skills
- 106 • Implement a cost-effective program for the scale-up and skill retention
- 107 • Monitor the process with key indicators

108 Compared to other provinces, Madhesh Province is the province in Nepal with the poorest
109 performance in key health indicators including nutrition, teenage pregnancy, family planning
110 coverage, newborn deaths and vaccination coverage(5). The NMR of the province in 2016 was
111 estimated at 30 per 1000 live births against the national average of 21, with the province accounting
112 for the highest proportion of neonatal deaths in the country(5). These data emphasized the pressing
113 need for targeted interventions to achieve sustainable progress in key health indicators, including
114 interventions targeted at reducing neonatal mortality.

115 Unfortunately, protracted political unrest that persisted in the province since 2007 resulted into a
116 non-conducive environment for training and quality improvement programs to penetrate, thrive,
117 and be sustained, as in other provinces. Hence, LDS Charities was reluctant to implement the

118 program in Madhesh province until 2020 when relative political stability was evident. The fact
119 that Madhesh province had a high number of neonatal deaths, was an underserved area, and one
120 of the only remaining areas with little exposure to HBB, influenced NHTC's decision request
121 assistance in implementing newborn resuscitation scale-up and retention program in the province.
122 The purpose of this paper is to describe the implementation of SSN's newborn resuscitation
123 training, scale-up, and skill retention program in Madhesh province of Nepal and report changes
124 in newborn outcomes that occurred during the time of program implementation.

125

126 **Methods**

127 **Study Design**

128 We used a prospective cohort design to compare outcomes of birth cohorts in 20 hospitals pre-post
129 implementation of the facility-based newborn resuscitation program in the Madhesh province.
130 Data collection spanned from October 2020 to November 2021 for a period of fourteen months.
131 Inclusion criteria included facilities that provided delivery services 24 hour for 7 days a week and
132 represented a significant proportion of the births in Madhesh province.

133 To assess the effectiveness of the resuscitation skills scale-up and retention program, the first two
134 months (October- November 2020) and the last two months (October- November 2021) of data
135 collection were considered as baseline period and end line period, respectively. In the baseline
136 period, newborn resuscitation scale-up and support mechanisms were just beginning and included
137 the HBB ToT, while the end line period had the scale-up and support mechanisms well established.

138 **Study Population and Setting**

139 The newborn resuscitation training and retention program was conducted in Madhesh province,
140 one of the seven provinces under the new federal structure in Nepal. An overview of the
141 province is provided in Table 1.

142 **Table 1. Overview of Madhesh Province.**

Overview of Madhesh Province	
Total number of districts	8 ^a
Total Population	5,404,145 ^a
Total number of public hospitals (Secondary and Tertiary Hospital)	13 ^a
Neonatal Mortality Rate	30 per 1000 live births ^b

143 ^aData from Madhesh Province Profile(29)

144 ^bData from Nepal Demographic Health Survey 2016(5)

145 Madhesh province lies in the southern plain of the country. The province is less topographically
146 challenged in comparison to other provinces that have complex terrain. However, the province
147 lags far behind other provinces in terms of key health indicators due to the concerns previously
148 mentioned.

149 **Description of Intervention**

150 The newborn resuscitation training and skill retention program was implemented in three phases
151 (Fig 1). Details of each phase are presented below:

152 **Figure 1. Newborn resuscitation training and skill retention program algorithm.**

153 **ToT Phase**

154 The ToT phase focused on facility-based trainers with the two ToT courses held on 27th- 30th
155 November and the second ToT course from 2-5th December 2020. NTHC selected the facilities
156 and trainers in coordination with the Provincial Health Directorate. The HBB ToT was facilitated
157 by 10 Nepali trainers who used the HBB and BABC ¹learning resource package, developed by
158 NHTC and SSN, as a field trial.

159 A mix of public and private health institutions with large delivery services in Madhesh province
160 participated in the ToT program to improve and sustain neonatal resuscitation skills. 88 facility-
161 based trainers representing 37 facilities attended. Seventy-one out of 88 trainers (81%) were nurses
162 by profession with the majority (45%) of the trainers working in their profession for one to five
163 years. Forty-three out of 84 participants (51%) were from Secondary Hospitals. Forty-six out of
164 84 trainers (55%) indicated they personally attended up to 25 deliveries in an average month.
165 Seventy-two out of 84 (86%) trainers mentioned they resuscitated babies with a bag and mask as
166 part of their current job.

167 Validated, standardized tools were used to conduct pre and post knowledge tests of the trainers.
168 The knowledge test had 18 questions with a passing score of 15. The average knowledge pre-test
169 score was 16 while an average post-test score was 17 with 6% change in pre to post knowledge
170 test. 82% of participants had a passing score or higher in pre-test while it was 94% in post-test.
171 SSN and LDS Charities provided the new facility-based trainers with hard and soft copies of

¹ BABC is a module of the Helping Mothers Survive training curriculum developed by JHPIEGO. The module is designed to reduce maternal deaths due to post-partum hemorrhage (PPH). The module builds the skills of healthcare providers working in clinical settings of communication and teamwork, active management of the third stage of the labor, early detection and basic management of PPH, and advanced PPH care skills

172 instructional materials such as flipcharts, provider guide books, and testing materials. Training
173 equipment consisted of NeoNatalie manikins, Penguin suction devices, bag and masks, and
174 stethoscopes. Limited clinical equipment, such as bags and masks, suction devices, and
175 stethoscopes for the delivery rooms were also supplied.

176 The facility-based trainers were empowered to facilitate scale-up of resuscitation training to all
177 physicians and nurses/midwives in their facility\ies and were expected to create an enabling
178 environment for retention of learnt skills.

179 **Scale-up and Skill Retention Phase**

180 Following the ToT, 20 of the 37 facilities were selected for the active assistance with scale up and
181 retention, based primarily on high delivery volume. An HBB-trained medical officer with research
182 experience was recruited to serve as a mentor, trainer, monitor of facility-based indicators, and
183 administrative liaison for the cohort of 20 facilities. The scale-up and skill retention phase focused
184 on facility-based trainers cascading resuscitation skills to staff in all 20 facilities, and then working
185 to retain the learnt skills. The facility-based trainers were expected to set up and encourage
186 utilization of a functional practice corner with the help of the equipment and materials provided
187 by SSN and LDS Charities during the training of trainers.

188 In the cohort of 20 facilities, the dedicated external mentor/monitor assisted with facility-level
189 scale-up of resuscitation training to all physicians and nurses/midwives. The mentor also assisted
190 with a) practice sessions, review meetings, and refresher training b) on-site coaching c) monitoring
191 key indicators and d) liaison with administration. The mentor was the driver for scaling up newborn
192 resuscitation in the cohort of facilities through utilization of evidence-based methods to develop
193 staff capacity.

194 Vaginal delivery (normal and assisted) was provided by all 20 facilities in the mentoring cohort,
195 and 17 provided cesarean section delivery. The labor units in the hospitals were led by physicians
196 and midwives and equipped to provide neonatal resuscitation at birth. Pediatricians led neonatal
197 care units at Tertiary hospitals, while in Primary and Secondary Hospitals, sick newborns were
198 managed at the pediatric unit, which was led by either medical officers or nurses/midwives.

199 The facility-based trainers, under the supervision of the mentor, conducted facility-level HBB
200 trainings to physicians and nurses/midwives in the labor and neonatal care unit. Training also
201 bridged newborn resuscitation knowledge and skill gaps among new staff due to staff turnover.
202 The facility-based trainers encouraged daily practice sessions using low-dose high-frequency bag
203 and mask ventilation practice in their respective facilities, recording the practice performance,
204 establishment of functional practice corners, regular supervision of facility staff, and refresher
205 training. Other interventions used by facility-based trainers for skill retention included weekly
206 review meeting where resuscitation debriefing was done.

207 The HBB mentor reviewed the practice logs and conducted Objective Structured Clinical
208 Examinations (OSCEs)² and bag and mask skill check drills during a monthly monitoring visit.
209 The HBB mentor also conducted a weekly telephone meeting with facility-based trainers and
210 monthly in-person meetings with facility-based trainers, nursing in-charge, and medical
211 superintendent to review the progress of HBB training and conduct further planning. Other
212 activities included assessment of required support such as practice and clinical equipment and

² OSCEs are formal clinical performance assessments that evaluate learner's clinical competence by using simulated scenarios in which learners' skills are rated by an observer while they demonstrate their skills. OSCEs and the B&M skill checks are standard assessment tools of HBB.

213 liaising with hospital administration to create conducive environment for skill retention. The
214 mentor was also responsible for obtaining monthly program data from the cohort of facilities.

215 The facility-based trainer, in coordination with the mentor and the hospital nursing supervisor,
216 observed the HBB skills of staff using a neonatal simulator during the mentor's regular and
217 unannounced site visits; reviewed the practice logbook; provided on-site coaching; reviewed the
218 delivery and newborn logbook; and provided refresher training.

219 **Post Scale-up and Retention Phase**

220 During the post-intervention phase, the facility-based trainers continued with interventions from
221 the scale-up and retention phase. However, mentor did not support facility-based trainers in doing
222 so. The mentor obtained monthly program data during this phase.

223 **Data Management**

224 **Ethical Consideration**

225 Ethical approval was obtained from the Nepal Health Research Council (Registration number
226 797/2018) for the newborn resuscitation scale-up and retention program, including data
227 collection from the entire cohort of facilities under the program.

228 **Outcomes**

229 The primary outcomes included the pre-post difference in a) the intrapartum stillbirths and b)
230 neonatal death within the first 24 hours of life. Stillbirths were considered fresh if they were not
231 macerated. Secondary outcomes included differences in neonatal deaths after first 24 hours of life,
232 the utilization of bag and mask ventilation, the number of sick newborns transferred from the
233 maternity unit, and the percentage of staff trained with HBB.

234 **Data collection**

235 Monthly facility-level metrics included the number of vaginal deliveries, number of caesarean
236 sections, number of intrapartum (fresh) and macerated stillbirths, number of babies not breathing
237 at birth, and number of neonatal deaths less than 24 hours. These were MoHP mandated metrics.
238 In the tertiary level facilities, monthly facility-level data were derived from the health information
239 department, which tabulated and reported MoHP-mandated metrics. In smaller facilities, the
240 mentor gathered data from registers or logs maintained in the labor room and in the maternity
241 ward. The data thus gathered was certified from the concerned health institution to ensure data
242 quality.

243 Additional facility level metrics that were not MoHP mandated included number of sick newborns
244 transferred from the maternity unit and the number of babies receiving assisted ventilation with
245 bag and mask (B&M). Sick newborns transferred from the maternity unit was a proxy for all-cause
246 newborn morbidity during the first days of life. These data were gathered from registers or logs
247 maintained in the labor room and in the maternity ward.

248 The hospitals in the cohort had no prior system of recording number of babies receiving B&M for
249 the pre-intervention period although the hospitals reported practicing B&M. As these hospitals
250 started recording the metric only after HBB ToT, the sum of the measure from the first two months
251 of the scale-up and retention phase (December 2020 and January 2021) was compared with the
252 sum of measures from the post-intervention period for this metric only. Personal data of patients,
253 such as demographic information, were not collected.

254 Monthly monitoring reports generated by the mentor documented the scale-up, facility support,
255 and facility-level metrics, including the number of providers trained/ retrained, maintenance of an

256 equipped practice corner, low-dose high-frequency practice logs, completion of self-evaluation
257 forms, review meetings held, and review of delivery and newborn logs. Since these metrics were
258 not mandated by MoHP, the mentor collected these data on a monthly basis from the facility-based
259 trainer, who was responsible for record keeping.

260 **Data Analysis**

261 Facility-level metrics were analyzed by comparing the baseline and endline measurements. The
262 baseline measurements were the sum of data for the initial two months (ToT phase) and the endline
263 measurements were the sum of data from the final two months (post scale-up and skill retention
264 phase). A Paired T-Test was conducted to determine if baseline and endline values were
265 significantly different. The number of deliveries and C-sections were analyzed as potential
266 confounding factors.

267 Interhospital differences in perinatal outcomes were also analyzed by the type of the hospital. After
268 the mentor collected data into monthly reports, the mentor conducted data quality and integrity
269 checks. The monthly reports were forwarded to SSN and to LDS Charities with SSN conducting
270 an initial review, analysis, and preparation of mandated reports. A Nepal based research assistant
271 combined the data into a master file, clarified missing variables with the mentor, deleted variables
272 missing significant data, changed text into appropriate numerical values, and conducted data
273 analysis using SPSS version 21.

274 **Results**

275 **Facility Profile**

276 The 20 facilities in the newborn resuscitation and scale-up program cohort represented a mix of
277 public and private hospitals. The Government of Nepal has categorized public hospitals into
278 different categories according to the level of government.(30) Accordingly, the facilities in the
279 study cohort consisted of four different facility types: Primary Hospital (5), Secondary Hospital
280 (10), Tertiary Hospital (3) and Private Hospital (2).

281 According to the Health Infrastructure Development Standards 2017, Primary Hospitals in Nepal
282 are mandated to provide normal delivery and comprehensive emergency obstetric and neonatal
283 care (CEONC)(30). However, in practice, availability of CEONC services in the Primary Hospital
284 depends upon the availability of physicians. Only two out of the five Primary Hospitals in the
285 study cohort provided CEONC service. Besides providing normal delivery and CEONC services,
286 both Secondary and Tertiary Hospitals have dedicated departments and wards for providing
287 gynecological and obstetric services. Unlike Secondary Hospitals, Tertiary Hospitals have
288 advanced infrastructures and human resources for providing maternal and newborn care, including
289 a higher number of beds, neonatal care units, and pediatricians. Delivery services are provided by
290 obstetrician-gynecologists in both Secondary and Tertiary Hospitals.

291 A total of 68,435 vaginal deliveries and 9,253 Cesarean deliveries took place at the health facilities
292 during the study period. Tertiary hospitals accounted for more than half of the vaginal deliveries
293 (51.54%), C-section deliveries (58.94%), neonatal deaths <24 hours (53.59%), neonatal deaths >
294 24hours (59.32%) and intrapartum stillbirths (62.14%). Sick newborns transferred from the
295 maternity unit (40.49%), babies not breathing at birth (41.72%) and babies receiving bag and mask
296 (44.44%) were also higher in tertiary hospitals as compared to other facility types. Outcomes
297 according to facility type are listed in Table 2.

298 **Table 2. Outcomes by facility type.**

299

Facility Type	Primary Hospital		Secondary Hospital		Tertiary Hospital		Private Hospital		Total
	N	%	N	%	N	%	N	%	
Indicators									
Number of deliveries (except C/S) ^a	8818	12.89	21198	30.98	35269	51.54	3150	4.60	68435
Number of C/S	764	8.26	2403	25.97	5454	58.94	632	6.83	9253
Number of neonatal deaths (<24 hours)	54	11.76	134	29.19	246	53.59	25	5.45	459
Number of neonatal deaths (>24 hours)	18	10.17	45	25.42	105	59.32	9	5.08	177
Number of intrapartum stillbirths	92	10.69	194	22.53	535	62.14	40	4.65	861
Number of sick newborns transferred from the maternity unit	1026	17.88	2040	35.56	2323	40.49	348	6.07	5737
Number of babies not breathing at birth	1071	16.01	2401	35.90	2790	41.72	426	6.37	6688
Number of babies receiving bag and mask	632	16.51	1273	33.25	1701	44.44	222	5.80	3828

300 ^a Cesarean section

301 **Effect of newborn resuscitation scale-up and skill retention program on**
 302 **perinatal outcomes**

303 To test the hypothesis that baseline and endline means for perinatal outcomes were equal, a
 304 dependent samples t-test was done. Before performing the analysis, the assumption of normally
 305 distributed difference scores was done to examine whether the assumption was satisfied. Data for
 306 each perinatal outcome satisfied the assumption of normally distributed pre-post difference scores
 307 as the skewness was $<|2.0|$ and kurtosis $<|9.0|$. (31)

308 Since correlation between baseline and endline measures were significant at p-value $<.001$ (Table
 309 3), the dependent sample t-test was considered an appropriate statistical test for all perinatal
 310 outcomes.

311 **Table 3. T-test and suitability of dependent sample t-test.**

Perinatal outcomes	Baseline Mean (n=20)	Standard deviation	Endline Mean (n=20)	Standard deviation	correlation	t-score
Vaginal Delivery	479.25	567.19	471.30	132.15	0.990 (p<0.001)	0.418(19) (p=0.681)
C/S	28.05	105.25	60	85.87	0.977 (<0.001)	1.279(19)
Number of neonatal deaths (<24 hours)	5	5.73	2.2	4.71	0.966 (p<0.001)	6.212 (19) (p<0.001) *

Number of neonatal deaths (>24 hours)	1.7	2.68	1.05	1.79	0.848 (p<0.001)	1.942 (19) (p= 0.067)
Intrapartum stillbirths	10	14.07	4.3	9.58	0.987 (p<0.001)	5.225(19) (p<0.001) *
Number of sick newborns transferred from the maternity unit	54.65	41.45	36.45	30.71	0.955 (p<0.001)	5.358 (19) (p<0.001) *
Number of babies not breathing at birth	46.80	48.22	38.40	33.37	0.877 (p<0.001)	1.514(19) (p=0.146)
Number of babies receiving bag and mask	32.55	39.23	30.15	27.79	0.853 (p<0.001)	0.505 (19) (p=0.619)

312 ** statistically significant observation

313 The null hypothesis of equal baseline and endline means was rejected for neonatal deaths <24
314 hours $t(19)= 6.212$, $P<0.001$, intrapartum stillbirths $t(19)= 5.225$, $p<0.001$, and sick newborns
315 transferred from the maternity/pediatric unit $t(19)= 5.358$, $p<0.001$. Thus, the endline means for
316 neonatal deaths <24 hours, intrapartum stillbirths and sick newborn transferred from the maternity
317 unit were statistically lower than the baseline means suggesting the potential impact of newborn
318 resuscitation and scale-up program in the observed association.

319 The first day neonatal mortality showed the declining trend, (Fig 2) with a decrease of
320 approximately 56% ($p<0.001$) neonatal deaths. Overall, there were 100 neonatal deaths during the
321 baseline period, compared to 44 in the endline period.

322 **Fig 2. The run chart depicting the association of HBB program on neonatal mortality after**
323 **24 hours birth over the program period.**

324
325 During the study period, overall intrapartum stillbirths decreased by 57% ($p < 0.001$), from 200
326 during the baseline period to 86 in the follow up period (Fig 3).

327 **Fig 3. The run chart depicting the association of HBB program on intrapartum still birth**
328 **over the program period.**

329
330 Sick newborns transferred from the maternity unit included their transfer to another unit of the
331 hospital or to another hospital or discharged home. Sick infants transferred from the maternity unit
332 was a proxy for all-cause newborn morbidity during the first days of life. Overall, sick newborns
333 transferred from the maternity unit decreased by approximately 33% over time from 1093 in
334 baseline period to 729 in endline period ($p < 0.001$) (Fig 4).

335 **Fig 4: The run chart depicting the association of HBB program on sick newborns transferred**
336 **from the maternity/pediatric unit over the program period.**

337
338 Inter-hospital difference in perinatal outcomes was observed for <24 hours neonatal deaths,
339 intrapartum stillbirths and sick newborns transferred from the maternity unit. (Table 4).

340 **Table 4. Perinatal outcomes by hospital.**

Perinatal outcomes	Primary Hospital	Secondary Hospital	Tertiary Hospital	Private Hospital
Number of neonatal deaths (<24 hours)	0.0577*	0.0239*	0.0796	0.2951
Number of neonatal deaths (>24 hours)	0.2048	0.2048	0.3498	0.7117

Intrapartum stillbirths	0.0276*	0.0696	0.3498	0.0136*
Number of sick newborns transferred from maternity, pediatric unit	0.0651	0.8687	0.0060*	0.1387
Number of babies receiving bag and mask	0.0903	0.2951	0.0925	0.1281

341 *Statistically significant observation

342 Neonatal death <24 hours was found to be significantly lower in Primary Hospitals (p= 0.0577)
343 and Secondary Hospitals (p= 0.0239) during the endline period as compared to the baseline period.
344 The decline was approximately 73% (p= 0.0577) in Primary Hospitals and nearly 64% (p= 0.0239)
345 in Secondary Hospitals. The intrapartum stillbirths were observed to be significantly lower in
346 Primary Hospital (p=0.0276) and private hospitals (p=0.0136). There was approximately 79%
347 (p=0.0276) decrease in the number of intrapartum stillbirths during endline period (n= 29) as
348 compared to the baseline period (n= 6) in the five Primary Hospitals. The number of intrapartum
349 stillbirths in the two private hospitals decreased by approximately 92% (p=0.0313) from 13 in
350 baseline to 1 in the endline period. Similarly, sick newborns transferred from the maternity unit
351 decreased by nearly 27% (p= 0.0060) over time in Tertiary Hospitals.

352 **HBB scale-up and support**

353 The monthly HBB scale-up and support measures were largely comprised of qualitative indicators.
354 The scale-up of HBB resulted in 231 providers receiving the training during active mentoring. The
355 facility-based trainers, with the assistance of the mentor, cascaded the training in their facilities by
356 training existing and new staff during the program, and holding refresher training sessions.

357 At the end of the reporting period, all facilities reported fully functional practice corners that were
358 equipped and utilized, held periodic review meetings, conducted self-evaluation surveys, and
359 maintained both delivery and newborn logs.

360 **Discussion**

361 SSN, with support from LDS Charities, set up a program to scale-up and maintain newborn
362 resuscitation skills in Madhesh province of Nepal. This paper reports on the initiative, compares
363 the newborn metrics and HBB scale-up activities from a cohort of facilities from Madhesh
364 province, and analyzes the changes associated with improving the quality of newborn resuscitation
365 at the facility level.

366 Analysis of baseline and endline data from this cohort of facilities suggests that the SSN program
367 for the scale up and retention of newborn resuscitation skills was associated with decreases in the
368 number of < 24 hours neonatal death, intrapartum stillbirths and number of sick newborns
369 transferred from the maternity unit. Findings of this initiative correspond with several previous
370 studies that have noted significant declines in intrapartum stillbirth(14,15,32–35) and neonatal
371 mortality before 24 hours of birth(14,15,32,36,37), in part due to HBB's focus on identification
372 and resuscitation of seemingly lifeless neonates at birth.

373 As observed in other studies, neonatal deaths after 24 hours did not change significantly after the
374 implementation scale-up and skill retention(13). A plausible explanation could be that HBB
375 focuses more on interventions to aid stimulation of spontaneous breathing right after birth than on
376 interventions to enhance postnatal survival. Appropriate ventilatory support will assist the apneic
377 infant to commence breathing and support the breathing of infants who are not breathing well.
378 Unfortunately, it does not completely reverse the effects of severe asphyxia, or the pathology of

379 pulmonary prematurity, infections, malformations, or other newborn complications. Therefore, in
380 severely compromised infants, resuscitation may lead to survival of asphyxiated babies during the
381 first day of life only. Interventions that address the other causes of mortality in neonatal period are
382 necessary to reduce neonatal mortality after 24 hours of birth(13).

383 Analysis of inter-hospital differences in perinatal outcomes suggest that resuscitation scale-up and
384 retention had greater impact in Primary Hospital in terms of reduction in 24 hours neonatal death
385 and intrapartum stillbirths as compared to other hospitals. Secondary, Tertiary and private
386 hospitals may have more advanced technologies for newborn care and/or more specialized
387 providers than Primary Hospitals. While the care in secondary and tertiary hospitals is primarily
388 provided by nurses/ midwives, they may also have greater experience in newborn resuscitation
389 due to frequent exposure to compromised infants based on both volumes and referral center status.
390 In Primary Hospitals, newborn care is provided in low-resource settings by lower cadre health
391 professionals- mostly by midwives- who may not have prior knowledge and skills in newborn
392 resuscitation. Hence, the greater effectiveness of scale-up and skill retention in Primary Hospitals
393 may be a reasonable expectation. A study that compares perinatal outcomes in a first-level referral
394 hospital before and after the implementation of HBB training has also shown that HBB training is
395 effective in a local first-level referral hospital with few resources, such as Primary Hospitals in the
396 context of Nepal, in improving key perinatal outcomes(33). Similarly, private hospitals, where
397 training opportunities are generally lower as compared to public hospitals, showed considerable
398 improvement in reduction of intrapartum stillbirths, suggesting the potential impact for of newborn
399 resuscitation training and skill retention program in private hospitals.

400 Notably, 86% of facility-based trainers in the ToTs were already resuscitating babies in their
401 current job at the time of training. Further, the pre-test scores demonstrated a good understanding

402 of newborn compromise and resuscitation. Nevertheless, neonatal outcomes improved in spite of
403 the prior knowledge and experience. This emphasizes that training alone is insufficient to achieve
404 gains in neonatal outcomes and needs to be followed by regular practice, mentorship, retraining,
405 and monitoring, the main focus of our efforts.

406 Run charts tracking perinatal outcomes over time showed considerable improvements towards the
407 end of post scale-up and skill-retention phase, indicating the possibility of continued improvements
408 even after the external support for newborn resuscitation scale-up and skill retention ended.
409 However, it is difficult to establish the long-term sustainability of newborn resuscitation program
410 from this study as the post scale-up and retention phase follow up was conducted for only two
411 months. Towards the end of the program, the mentor focused on transitioning to internal mentoring
412 efforts through selection of one facility-based trainer per hospital as a focal person to continue the
413 institutionalization of skill-retention and activities such as ensuring functionality of the practice
414 corner, training new staff, encouraging daily practice sessions and conducting refresher trainings.
415 All 20 hospitals in the study cohort had a focal person appointed by the end of the program. Success
416 of the internal mentoring efforts in achieving sustainability of the newborn resuscitation scale-up
417 and skill retention program would also depend on continuous support from hospital clinical
418 leadership.

419 Newborn resuscitation training using HBB was first launched in Nepal in early 2012 under the
420 sponsorship of LDS Charities. The program introduced the HBB curriculum to physicians,
421 midwives, and hospital leaders under the MOHP(38). Since then, HBB TOTs have been held in
422 all provinces of the country with various methods of skill retention(39).

423 A deterioration over time in the retention and application of new life-saving skills by the providers
424 has been a major challenge mainly due to lack of motivation by, and lack of support for ToT

425 graduates to scale-up HBB after initial training. We focused on assisting facility-based trainers to
426 take the lead in gradually scaling up and sustaining the skills through on-the job cascade trainings
427 to the service providers, encouraging regular practice sessions, and refresher trainings.

428 The external mentor used evidence-based strategies for supporting and scaling up HBB training.
429 These included monthly monitoring visits to review of practice logs; conducting OSCEs and bag
430 and mask skill checks; supportive supervision; weekly telephone meeting with facility-based
431 trainers; and monthly in-person meetings with hospital clinical leadership to facilitate HBB skill
432 retention of providers through necessary equipment and training support.

433 To our knowledge, the interventions rolled out under this program for skill retention effort are
434 unique to the country and offers numerous advantages to resource-limited settings like Nepal. First,
435 the SSN and LDS Charities model of newborn resuscitation scale-up program enabled improved
436 assisted ventilation by encouraging low-dose high- frequency practice with retention of learnt
437 skills. The model focused on the role of an external mentor assisting the facility-based trainers in
438 cascading HBB training to all providers; and holding practice sessions, on-site coaching, and
439 refresher trainings. Evidence from low and middle-income countries demonstrated that HBB
440 training with frequent refresher training and on-the-job practice can positively impact the retention
441 of knowledge and skills on newborn resuscitation and yield remarkable improvement in neonatal
442 mortality outcomes(40).

443 The model also emphasized the role of the mentor in collaboration with local clinical leadership
444 to establish a system for ongoing mentorship, supervision, and fostering policies that support
445 institutionalization of HBB training. The crucial role of a dedicated mentor in quality-improvement
446 and scale-up has been acknowledged in the scale-up of various maternal and child health
447 interventions(41).

448 The SSN and LDS Charities model of newborn resuscitation scale-up proved to be a low-cost
449 intervention. The cascade training approach by facility-level providers incurred much lower direct
450 cost to SSN and LDS Charities by avoiding travel costs and Daily Subsistence Allowance (DSA)
451 expenses. Similarly, indirect costs - such as loss of work hours by the hospital as part of sending
452 providers for off-site training, was also remarkably reduced as the facility-level providers were
453 trained while they were still on-the job. Further, the expense of the single, full-time mentor/monitor
454 was diffused among 20 facilities.

455 Finally, a strength of the program was its reach from tertiary level hospitals to peripheral level and
456 private health institutions with high volumes of deliveries in the province. These volumes
457 constituted a huge proportion of deliveries in the province, thereby influencing the clinical practice
458 of newborn resuscitation in these facilities at large scale.

459 The resuscitation scale-up and skill retention efforts faced challenges due to the COVID-19
460 pandemic. The program took place when Nepal was hard hit by the global COVID-19 pandemic.
461 All the Tertiary Hospitals in the study cohort were designated as COVID-19 hospitals for the
462 province. Similarly, Primary and Secondary hospitals also faced the challenges of managing the
463 cases of COVID-19 and providing essential health care services without concomitant increases in
464 staffing. As part of the structural adjustment to the challenges posed by COVID-19, the facility-
465 based trainers as well as providers in the study cohort underwent task sharing and restructuring to
466 other units of the hospital. As a result, cascade training to facility-based providers occurred very
467 sporadically, if at all, during three months of the scale-up and retention phase, from December
468 2020 to February 2021. Hence, the number of facility-level providers trained in the study period
469 was lower than in other similar programs(42). Yet, improvement in major perinatal outcomes such
470 as <24 hours neonatal mortality, intrapartum stillbirths and number of sick newborns transferred

471 was observed despite irregular practice, mentorship and cascade training during those three
472 months.

473 Another challenge related to the data collection process itself. The program monitored progress by
474 using limited indicators, most of which were tracked by the facilities for routine reporting to the
475 MoHP and therefore less prone to error - neonatal deaths being one of those metrics. However,
476 even though most of the facilities in the cohort tracked stillbirths, misclassification and
477 underreporting of fresh stillbirths was widespread. Accordingly, delivery logs had to be reviewed
478 to confirm accuracy in the classification of fresh stillbirths. Similarly, since the facilities did not
479 track and report on resuscitation data to the MoHP, delivery logs had to be reviewed to obtain such
480 data. Sick newborns transferred from the maternity unit - a proxy indicator for all-cause morbidity-
481 were also not tracked by facilities as part of routine reporting to the MoHP. This necessitated a
482 review of newborn logs to determine the number of sick infants transferred.

483 Due to the design as a skill training and retention program, rather than a clinical study, there was
484 no control/comparison group, which restricted the ability to establish the causality of the program
485 on observed perinatal outcomes. This report describes the changes associated with newborn
486 resuscitation scale-up on perinatal outcomes using routinely collected data, without establishing
487 the causality, as in clinical trials. With this, we are unable to confirm whether the observed
488 outcomes were solely attributable to the newborn resuscitation scale-up and quality improvement
489 program or to other changes at the facilities during the time period. Hence, the findings from this
490 report should be interpreted and generalized with caution.

491 This report highlights that the SSN model of newborn resuscitation scale-up and skill retention
492 could be a potential evidence-based, cost-effective model for improving perinatal outcomes in
493 low-resource settings through building and sustaining in-facility capacity for resuscitation.

494 **Conclusions**

495 This study shows that implementation of the SSN program for newborn resuscitation scale-up and
496 skill retention is associated with reductions in 24 hours neonatal mortality, intrapartum stillbirths,
497 and sick newborns transferred from the maternity unit, and improved clinic practices in Madhesh
498 province. The analysis confirmed that this approach to newborn resuscitation skill retention and
499 scale-up is a simple, low-cost program focusing on facility-based cascade training of newborn
500 resuscitation skills to providers using the HBB curriculum, practice, and subsequent mentorship.
501 The program also demonstrated the role of mentorship in capacity building, liaison with clinical
502 leaders, scale-up, monitoring, and quality enhancement with a single mentor supervising and
503 monitoring 20 facilities. To conclude, this model has the potential to improve perinatal outcomes
504 and could guide future programs to reduce perinatal outcomes for other resource-limited countries
505 like Nepal.

506 **Acknowledgements**

507 The authors are grateful to all the participating institutions and service providers who participated
508 in SSN's newborn resuscitation and skill retention program in Madhesh province.

509 **References**

- 510 1. World Health Organization. Newborn Mortality [Internet]. [cited 2022 Mar 14]. Available
511 from: [https://www.who.int/news-room/fact-sheets/detail/levels-and-trends-in-child-](https://www.who.int/news-room/fact-sheets/detail/levels-and-trends-in-child-mortality-report-2021)
512 [mortality-report-2021](https://www.who.int/news-room/fact-sheets/detail/levels-and-trends-in-child-mortality-report-2021)
- 513 2. World Health Organization. Global Observatory data: underfive mortality rate [Internet].
514 2015. Available from: [https://www.who.int/data/gho/data/themes/topics/topic-](https://www.who.int/data/gho/data/themes/topics/topic-details/GHO/child-mortality-and-causes-of-death)
515 [details/GHO/child-mortality-and-causes-of-death](https://www.who.int/data/gho/data/themes/topics/topic-details/GHO/child-mortality-and-causes-of-death)

- 516 3. Wang H, Liddell C, Coates M, Mooney M, Levitz C, Schumacher A, et al. Global, regional,
517 and national levels of neonatal, infant, and under-5 mortality during 1990-2013: a
518 systematic analysis for the Global Burden of Disease Study 2013. *Lancet*.
519 2014;384(9947):957–79.
- 520 4. UN Inter-agency Group for Child Mortality Estimation. Levels and trends in child
521 mortality: report 2015, estimates developed by the United Nations inter-agency Group for
522 Child Mortality Estimation and trends in child mortality: [Internet]. New York: United
523 Nations Children’s Fund; 2015. Available from:
524 https://reliefweb.int/sites/reliefweb.int/files/resources/IGME_Report_Final2.pdf
- 525 5. Ministry of Health, Nepal, New ERA, ICF. Nepal Demographic and Health Survey 2016
526 [Internet]. Kathmandu, Nepal: Ministry of Health, Nepal; 2017. Available from:
527 <https://www.dhsprogram.com/pubs/pdf/fr336/fr336.pdf>
- 528 6. Knoema. Nepal neonatal mortality rate, 1960-2018 [Internet]. 2020. Available from:
529 <https://knoema.com/atlas/Nepal/Neonatal-mortality-rate>
- 530 7. Erchick DJ, Lackner JB, Mullany LC, Bhandari NN, Shedain PR, Khanal S, et al. Causes
531 and age of neonatal death and associations with maternal and newborn care characteristics
532 in Nepal: a verbal autopsy study. *Arch Public Health*. 2022 Dec;80(1):26.
- 533 8. UNICEF Data: Monitoring the situation of children and women. Maternal and newborn
534 health disparities country profiles [Internet]. UNICEF; 2016. Available from:
535 <https://data.unicef.org/resources/maternal-newborn-health-disparities-country-profiles/>
- 536 9. KC A, Wrammert J, Ewald U, Clark R, Gautam J, Baral G, et al. Incidence of intrapartum
537 stillbirth and associated risk factors in tertiary care setting of Nepal: a case-control study.
538 *Reprod Health*. 2016;3(103):1–11.
- 539 10. World Health Organization. Children: reducing mortality [Internet]. World Health
540 Organization; 2020. Available from: [https://www.who.int/news-room/fact-](https://www.who.int/news-room/fact-sheets/detail/children-reducing-mortality)
541 [sheets/detail/children-reducing-mortality](https://www.who.int/news-room/fact-sheets/detail/children-reducing-mortality)
- 542 11. Drake M, Bishanga DR, Temu A, Njozi M, Thomas E, Mponzi V, et al. Structured on-the-
543 job training to improve retention of newborn resuscitation skills: a national cohort Helping
544 Babies Breathe study in Tanzania. *BMC Pediatr*. 2019;19(1):51.
- 545 12. Kamath-Rayne BD, Thukral A, Visick MK, Schoen E, Amick E, Deorari A, et al. Helping
546 Babies Breathe, Second Edition: A Model for Strengthening Educational Programs to
547 Increase Global Newborn Survival. *Glob Health Sci Pract*. 2018 Oct 3;6(3):538–51.
- 548 13. Versantvoort, JMD, Bloemenkamp K, Vries W, Hoogen A. Helping Babies Breathe and its
549 effects on intrapartum-related stillbirths and neonatal mortality in low-resource settings: a
550 systematic review. *Arch Child*. 2020;105(2):127–33.
- 551 14. KC A, Wrammert J, Clark R, Ewald U, Vitrakoti R, Chaudhary P, et al. Reducing Perinatal
552 Mortality in Nepal Using Helping Babies Breathe. *Pediatrics*. 2016;137(6).

- 553 15. Msemu G, Massawe A, Mmbando D, Rusibamayila N, Manji K, Kidanto H. Newborn
554 mortality and fresh stillbirth rates in Tanzania after helping babies breathe training.
555 *Pediatrics*. 2013;131(2):e353–60.
- 556 16. Niermeyer S. Improving Global Newborn Survival: Building upon Helping Babies Breathe.
557 *Neonatology*. 2020;117(2):211–6.
- 558 17. Dol J, Campbell-Yeo M, Murphy G, Aston M, McMillan D, Richardson B. The impact of
559 the Helping Babies Survive program on neonatal outcomes and health provider skills: a
560 systematic review. *JBI Database Syst Rev Implement Rep*. 2018;16(3):701–37.
- 561 18. Kc A, Wrammert J, Nelin V, Clark RB, Ewald U, Peterson S, et al. Evaluation of Helping
562 Babies Breathe Quality Improvement Cycle (HBB-QIC) on retention of neonatal
563 resuscitation skills six months after training in Nepal. *BMC Pediatr*. 2017;17(1):103.
- 564 19. Eblovi D, Kelly P, Afua G, Agyapong S, Dante S, Pellerite M. Retention and use of newborn
565 resuscitation skills following a series of helping babies breathe trainings for midwives in
566 rural Ghana. *Glob Health Action*. 2017;10(1):1387985.
- 567 20. Tabangin M, Josyula S, Taylor K, Vasquez J, Kamath-Rayne B. Resuscitation skills after
568 Helping Babies Breathe training: a comparison of varying practice frequency and impact on
569 retention of skills in different types of providers. *Int Health*. 2018;10(3):163–71.
- 570 21. Evans CL, Bazant E, Atukunda I, Williams E, Niermeyer S, Hiner C, et al. Peer-assisted
571 learning after onsite, low-dose, high-frequency training and practice on simulators to
572 prevent and treat postpartum hemorrhage and neonatal asphyxia: A pragmatic trial in 12
573 districts in Uganda. Målqvist M, editor. *PLOS ONE*. 2018;13(12):e0207909.
- 574 22. Mduma E, Kvaløy JT, Soreide E, Svensen E, Mdoe P, Perlman J, et al. Frequent refresher
575 training on newborn resuscitation and potential impact on perinatal outcome over time in a
576 rural Tanzanian hospital: an observational study. *BMJ Open*. 2019;9(9):e030572.
- 577 23. Reisman J, Arlington L, Jensen L, Louis H, Suarez-Rebling D, Nelson B. Newborn
578 Resuscitation Training in Resource-Limited Settings: A Systematic Literature Review.
579 *Pediatrics*. 2016;138(2):e20154490.
- 580 24. Little GA, Keenan WJ, Singhal N, Lawn, Joy E. Neonatal nursing and helping babies
581 breathe: an effective intervention to decrease global neonatal mortality. *Newborn Infant*
582 *Nurs Rev*. 2011;11(2):82–7.
- 583 25. Niermeyer S. From the neonatal resuscitation program to helping babies breathe: global
584 impact of educational programs in neonatal resuscitation. *Semin Fetal Neonatal Med*.
585 2015;20(5):300–8.
- 586 26. KC A, Ewald U, Basnet O, et al. Effect of a scaled-up neonatal resuscitation quality
587 improvement package on intrapartum-related mortality in Nepal: A stepped-wedge cluster
588 randomized controlled trial. *PLoS Med*. 2019;16(9):e1002900.

- 589 27. Gurung R, Jha A, Pyakurel S et al. Scaling Up Safer Birth Bundle Through Quality
590 Improvement in Nepal (SUSTAIN)—a stepped wedge cluster randomized controlled trial in
591 public hospitals. *Implement Sci.* 2019;14(65).
- 592 28. Merrill R, Frutos A, Lyon J et al. The Role of Latter-day Saint Charities Towards the
593 Establishment of Needed National Neonatal Resuscitation Programmes in Resource Poor
594 Countries. *J Int Dev.* 2020;33(1):3–15.
- 595 29. Province 2 Profile [Internet]. 2019 [cited 2022 Mar 22]. Available from:
596 https://un.org.np/sites/default/files/doc_publication/2020-07/Province%202.pdf
- 597 30. Government of Nepal, Ministry of Health. Nepal Health Infrastructure Development
598 Standars 2017 [Internet]. Ramshahpath, Kathmandu; 2017 [cited 2022 Apr 3]. Available
599 from: [https://dohs.gov.np/wp-content/uploads/2019/02/Health-Infrastructure-Development-](https://dohs.gov.np/wp-content/uploads/2019/02/Health-Infrastructure-Development-Standards-2074-BS-Unofficial-Translation-Volume-4.pdf)
600 [Standards-2074-BS-Unofficial-Translation-Volume-4.pdf](https://dohs.gov.np/wp-content/uploads/2019/02/Health-Infrastructure-Development-Standards-2074-BS-Unofficial-Translation-Volume-4.pdf)
- 601 31. Posten H. Robustness of the Two-Sample T-Test. In: *Robustness of Statistical Methods and*
602 *Nonparametric Statistics Theory and Decision Library* [Internet]. Dordrecht: Springer;
603 1984. p. 92–9. Available from: https://doi.org/10.1007/978-94-009-6528-7_23
- 604 32. Arabi AME, Ibrahim SA, Manar AR, Abdalla MS, Ahmed SE, Dempsey EP, et al. Perinatal
605 outcomes following Helping Babies Breathe training and regular peer–peer skills practice
606 among village midwives in Sudan. *Arch Dis Child.* 2018;103(1):24.
- 607 33. Innerdal M, Simaga I, Diall H, Eielsen M, Niermeyer S, Eielsen O, et al. Reduction in
608 Perinatal Mortality after Implementation of HBB Training at a District Hospital in Mali. *J*
609 *Trop Pediatr.* 2020;66(3):315–21.
- 610 34. Patel A, Bang A, Kurhe K, Bhargav S, Prakash A, Arramraj S, et al. Comparison of perinatal
611 outcomes in facilities before and after Global Network’s Helping Babies Breathe
612 Implementation Study in Nagpur, India. *BMC Pregnancy Childbirth.* 2019;19(1):324.
- 613 35. Goudar S, Somannavar M, Clark R, Lockyer J, Revankar A, Fidler H, et al. Stillbirth and
614 Newborn Mortality in India After Helping Babies Breathe Training. *Pediatrics.*
615 2013;131(2):e344–52.
- 616 36. Mduma E, Ersdal H, Svensen E, Kidanto H, Auestad B, Perlman J. Frequent brief on-site
617 simulation training and reduction in 24-h neonatal mortality—An educational intervention
618 study. *Resuscitation.* 2015;93:1–7.
- 619 37. Wrammert J, KC A, Ewald U, Målqvist M. Improved postnatal care is needed to maintain
620 gains in neonatal survival after the implementation of the Helping Babies Breathe initiative.
621 *Acta Paediatr.* 2017;106:1280–5.
- 622 38. Perlman JM, Velaphi S, Massawe A, Clarke R, Merali HS, Ersdal H. Achieving Country-
623 Wide Scale for Helping Babies Breathe and Helping Babies Survive. *Pediatrics.*
624 2020;146(Supplement_2):S194–207.

- 625 39. Clark R, Davis S. Helping Babies Breathe in Nepal: Results of a Telephone Debriefing of
626 Master Trainers. *Ann Pediatr Child Health*. 2018;6(3):1150.
- 627 40. Mubeen K, Baig M, Abbas S, Adnan F, Lakhani A, Bhamani SS, et al. Helping babies
628 breathe: assessing the effectiveness of simulation-based high-frequency recurring training
629 in a community-based setting of Pakistan. *BMC Pediatr*. 2021 Dec;21(1):555.
- 630 41. Smith JM, de Graft-Johnson J, Zyaee P, Ricca J, Fullerton J. Scaling up high-impact
631 interventions: How is it done? *Int J Gynecol Obstet*. 2015 Jun;130:S4–10.
- 632 42. KC N, Dhungana R, Gamboa E, Davis S, Visick M, Clark R. Newborn resuscitation scale up
633 and retention program associated with improved neonatal outcomes in western Nepal.
- 634

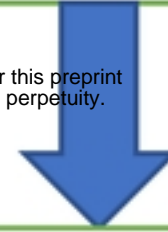
635 **Figures and Tables**

- 636 **S1 Table. Overview of Madhesh Province. *S1_Table.docx***
- 637 **S1 Fig. Newborn resuscitation training and skill retention program algorithm. *S1_Fig.tif***
- 638 **S2 Table. Outcomes by facility type. *S2_Table.docx***
- 639 **S3 Table. T-test and suitability of dependent sample t-test. *S3_Table.docx***
- 640 **S2 Fig. The run chart depicting the association of HBB program on neonatal mortality after
641 24 hours birth over the program period. *S2_Fig.tif***
- 642 **S3 Fig. The run chart depicting the association of HBB program on intrapartum still birth
643 over the program period. *S3_Fig.tif***
- 644 **S4 Fig. The run chart depicting the association of HBB program on sick newborns
645 transferred from the maternity/pediatric unit over the program period. *S4_Fig.tif***
- 646

ToT Phase (October-November 2020)

medRxiv preprint doi: <https://doi.org/10.1101/2022.05.31.22275805>; this version posted May 31, 2022. The copyright holder for this preprint (which was not certified by peer review) is the author/funder, who has granted medRxiv a license to display the preprint in perpetuity. It is made available under a [CC-BY 4.0 International license](#).

NHTC invited health institutions with large delivery services in Madhesh Province to participate in HBB ToT



88 participants from 37 health institutions were provided HBB ToT by NHTC selected Nepali trainers



20 facilities from the pool of 37 facilities were selected for implementation of newborn resuscitation scale-up and retention interventions based on their delivery case load for maternal and new born care

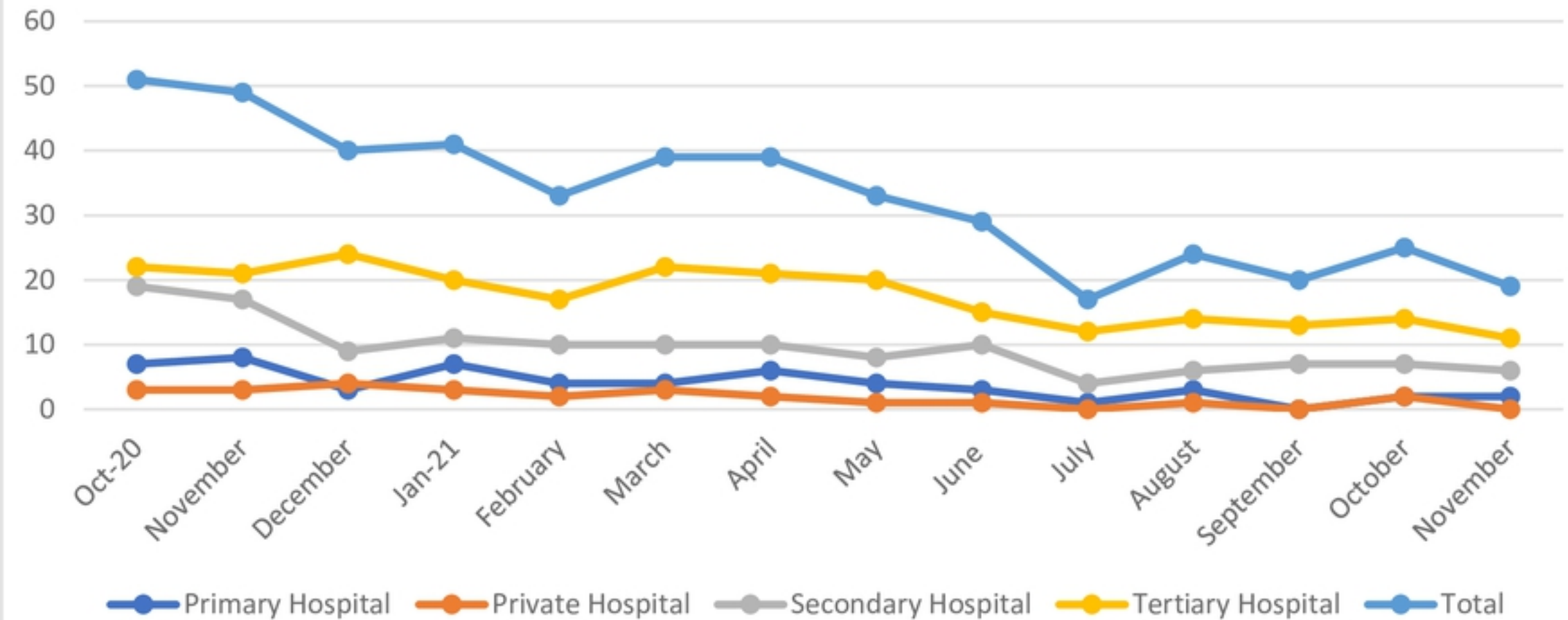


Cohort of facilities received scale-up and skill retention interventions

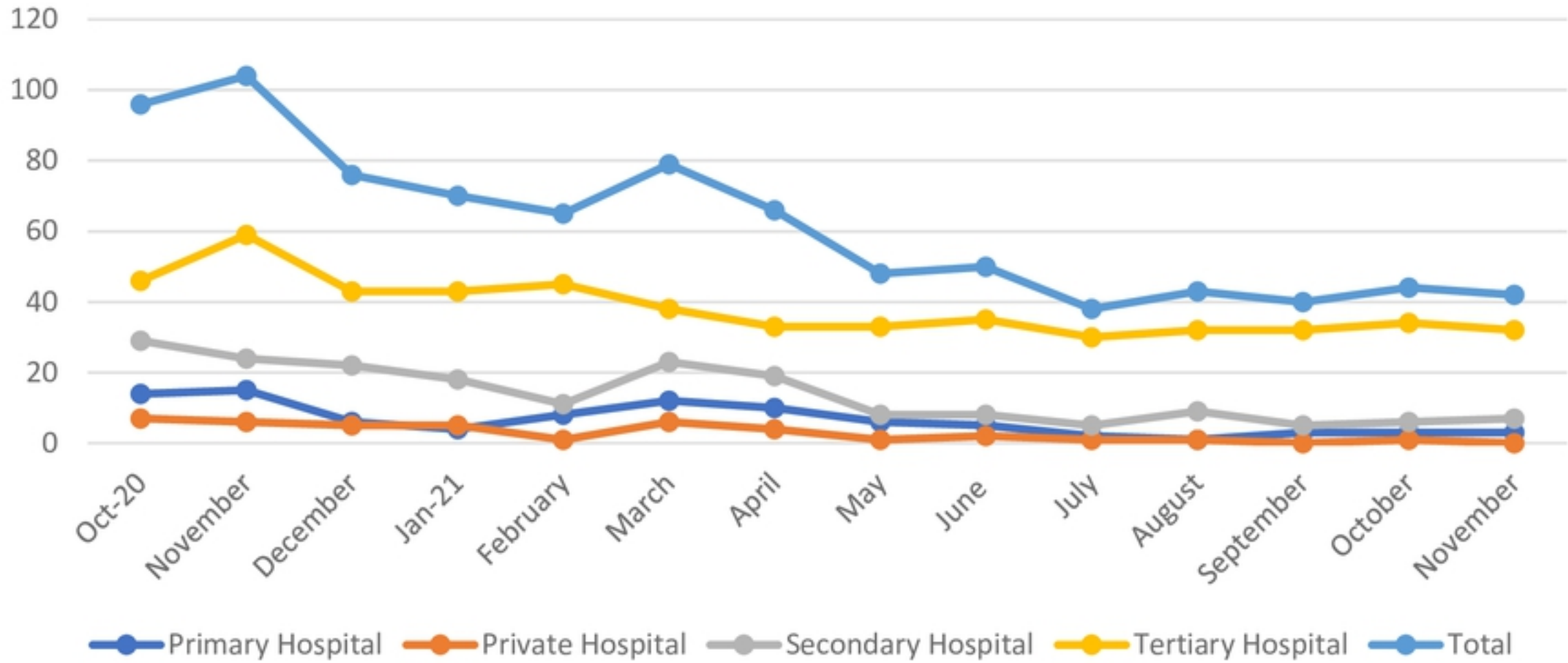
Scale-up and Retention Phase (December 2020- September 2021)

Post scale-up and retention Phase (October-November 2021)

Neonatal deaths <24 hours



Intrapartum Stillbirths



Sick newborns transferred from maternity unit

