

Dementia and Alzheimer’s disease in former contact sports participants: population-based cohort study, systematic review, and meta-analysis

G. David Batty, PhD DSc (E. david.batty@ucl.ac.uk | ORCID: 0000-0003-1822-5753)
Department of Epidemiology and Public Health, University College London, London, UK

Philipp Frank, MSc (philipp.frank.16@ucl.ac.uk | 0000-0001-8824-8673)
Department of Epidemiology and Public Health, University College London, London, UK

Urho M. Kujala, MD PhD (urho.m.kujala@fimnet.fi | 0000-0002-9262-1992)
Faculty of Sport and Health Sciences, University of Jyväskylä, Jyväskylä, Finland

Seppo J. Sarna, PhD (seppo.sarna@helsinki.fi | 0000-0003-3458-1627)
Department of Public Health, University of Helsinki, Helsinki, Finland

Carlos A. Valencia-Hernández, MD PhD (c.valencia-hernandez@imperial.ac.uk | 0000-0002-7596-4846)
National Heart & Lung Institute, Imperial College London, London, UK

Jaakko Kaprio, MD PhD (jaakko.kaprio@helsinki.fi | 0000-0002-3716-2455)
Institute for Molecular Medicine FIMM, University of Helsinki, Helsinki, Finland

Corresponding author: David Batty, Department of Epidemiology and Public Health, University College London, 1-19 Torrington Place, London, UK, WC1E 6BT. E. david.batty@ucl.ac.uk

Manuscript characteristics: 3123 words; 2 tables and 4 figures

Contributions: GDB generated the idea for the paper, formulated the plan for analyses of the cohort data, conducted the literature search for the systematic review, extracted results, prepared tables and figures, and drafted the manuscript. PF conducted the literature search for the systematic review, carried out the meta-analysis, prepared figures, and edited the manuscript. UMK and SJS initiated the cohort study, designed data collection, and edited the manuscript. CA V-H prepared figures and edited the manuscript. JK designed data collection in the cohort study, formulated the plan for analyses of cohort data, conducted those analyses, and edited the manuscript.

Conflict of interest: None to declare.

Acknowledgement: The preparation of this manuscript received no direct funding. GDB is supported by the UK Medical Research Council (MR/P023444/1) and the US National Institute on Aging (1R56AG052519-01; 1R01AG052519-01A1); PF by the UK Economic and Social Research Council & Biotechnology and Biological Sciences Research Council (Soc-B Centre for Doctoral Training); and JK by the Academy of Finland Centre of Excellence in Complex Disease Genetics (336823).

Data sharing: Interested parties should contact UMK and SJS regarding access to the Finnish cohort study data.

1 **Summary**

2 **Importance.** There is uncertainty regarding the long-term risk of dementia in individuals with a history of
3 participation in sports characterised by repetitive head impact, and whether the occurrence of this disease
4 differs between former amateur and professional athletes.

5 **Objective.** To quantify the dementia risk in former athletes with a background in contact sports using new
6 cohort study data incorporated into a meta-analysis.

7 **Data sources and study selection.** The cohort study comprised 2005 male retired athletes who had
8 competed internationally for Finland (1920-1965) and a general population comparison group (N=1386).
9 For the systematic review, we searched PubMed and Embase from their inception to August 23 2022,
10 including cohort studies published in English that reported standard estimates of association and variance.

11 **Data extraction and synthesis.** Studies were screened and results extracted independently by two authors.
12 Study-specific estimates were aggregated using random-effect meta-analysis. An adapted Cochrane Risk of
13 Bias Tool was used to assess study quality.

14 **Main outcomes and measures.** The primary outcomes were dementia and Alzheimer's disease.

15 **Results:** The systematic review identified 827 potentially eligible published articles, of which 7 met the
16 inclusion criteria. Incorporating the new results from the Finnish cohort study with those from the
17 systematic review revealed that former boxers had higher rates of dementia (2 studies: summary risk ratio
18 3.14 [95% CI 1.72, 5.74], $I^2=34%$) and Alzheimer's disease (2 studies: 3.07 [1.01, 9.38], $I^2=55%$), as did
19 retired soccer players (3 studies of dementia: 2.78 [1.69, 4.59], $I^2=86%$; 2 studies of Alzheimer's disease:
20 3.22 [1.34, 7.75], $I^2=81%$). While the pooled estimate for dementia in retired American football players was
21 less convincing (4 studies: 1.63 [0.76, 3.49], $I^2=75%$), disease occurrence in onetime professionals was
22 markedly higher (2.96 [1.66, 5.30]) than amateurs in whom there was no association (0.90 [0.52, 1.56]).
23 There was also a risk differential for retired professional (3.61 [2.92, 4.45]) and amateur (1.60 [1.11, 2.30])
24 soccer players.

25 **Conclusion and relevance:** Based on studies exclusively comprising men, former participants in contact
26 sports subsequently experienced poorer brain health, and there was a suggestion that retired professionals
27 had the greatest risk.

28 **Key points**

29 **Question.** Do former participants in contact sports have a greater risk of dementia than the general
30 population?

31 **Findings.** Compared with general population controls, retired male participants from the contact sports of
32 boxing, soccer, and American football appeared to have an elevated risk of dementia at follow-up. For
33 soccer and American football, the risk in former professionals was higher than erstwhile amateurs.

34 **Meaning.** Retired male contact sports participants seem to subsequently experience poorer brain health.

35

36

37 Introduction

38 Estimates of the present and future burden of dementia for individuals, societies, and health care systems
39 are clear: there are currently around 60 million cases globally and, owing to demographic growth of the
40 ageing population, predictions are that this is likely to triple by 2050.¹ Unsuccessful trials of drug treatment
41 to alter the course of the disease brings into sharp focus the need to identify modifiable risk factors for the
42 primary prevention of dementia,² and head injury has recently been advanced in this context.³

43

44 Head impact occurs on a spectrum of severity. In people who experience head trauma serious enough to
45 warrant hospitalisation, typically resulting from motor vehicle accidents or falls, there is evidence from
46 large scale cohort studies of the general population of an approximate doubling in the rate of later
47 dementia relative to the unexposed,⁴⁻⁷ although these are not universal findings.⁸ There is also an
48 indication of a dose-response association, whereby less severe head injury has intermediate level risk.⁹
49 These observations raise concerns that lower intensity repetitive head impact, characteristic of
50 participation in contact sports, may have implications for the occurrence of dementia.¹⁰

51

52 Although autopsy investigations reveal evidence of chronic traumatic encephalopathy, a
53 neurodegenerative disease, among select samples of former athletes from American football,¹¹ soccer,¹²
54 and boxing,¹³ whether participation in these sports is associated with a later risk of dementia is uncertain.
55 In former American football players, for instance, there is a suggestion of elevated rates of dementia
56 relative to the general population,¹⁴ while other studies report no difference in the occurrence of this
57 neurodegenerative disorder across these groups.¹⁵ Elsewhere, dementia risk was raised amongst retired
58 professional soccer players,^{16,17} yet a small cohort of onetime amateur boxers had the same rates as
59 unexposed controls.¹⁸

60

61 To address this paucity of evidence, we first utilise new data from a well-characterised cohort study of men
62 drawn from an array of elite amateur athletic backgrounds which include the contact sports of soccer,
63 wrestling, and boxing, who had long-term follow-up for incident dementia. We then aggregate these

64 results within a meta-analysis based on a systematic review of results from all published cohort studies.
65 Although there are several recent systematic reviews of dementia in former contact sports participants,¹⁹⁻²¹
66 we are not aware of any quantitative synthesis of these findings, including a comparison of disease
67 occurrence in retired amateur and professional athletes who have different levels of historical exposure to
68 head impact.

69

70 **Methods**

71 *Cohort of Finnish former elite athletes*

72 This cohort study was initiated in 1978 to examine the relationship between participation in different elite-
73 level sports and longevity.^{22,23} The sample was generated from 2613 Finnish male former elite amateur
74 athletes (640 Olympians) who competed internationally between 1920 and 1965 (supplemental figure 1).
75 Identified using a combination of sports yearbooks, association records, and periodicals, these individuals
76 represented a diverse array of sporting backgrounds. Data collection was approved by the ethics
77 committee of the Hospital Districts of Helsinki and Uusimaa, and all participants consented. The reporting
78 of this cohort study conforms to the Strengthening the Reporting of Observational Studies in Epidemiology
79 (STROBE) Statement of guidelines for reporting observational studies.²⁴

80

81 *Derivation of exposed and unexposed groups*

82 Based on the occurrence of head injury,²⁵⁻²⁷ the included sports were denoted as contact (soccer, boxing,
83 wrestling, ice hockey, and basketball) or non-contact (track and field, cross-country skiing, and weight-
84 lifting). Individual contact sports were then disaggregated as the numbers of dementia cases at follow-up
85 allowed. Thus, separate analyses were possible for former soccer players, boxers, and wrestlers (non-
86 professional or freestyle/Greco-Roman), while retired athletes from the sports of ice hockey and basketball
87 players were combined into a 'other' contact sports category. A general population-based (unexposed)
88 comparison group comprising age-equivalent healthy men was generated using records from a population-
89 wide medical examination routinely administered to all Finnish males at around 20 years of age as part of

90 national service (N=1712). Participants in non-contact sports represented a further group unexposed to
91 head impact.

92

93 *Assessment of covariates*

94 Data on covariates were extracted from two sources. The presence of diabetes, hypertension, and
95 coronary heart disease was derived from linkage of study members to a national drug treatment register.

96 Additionally, in 1985, surviving study members and population controls (N=2851; 66% of the original
97 cohort) were mailed a self-completion questionnaire (N=1917; response 67%) (supplemental figure 1) with
98 enquiries regarding health behaviours (e.g., smoking, alcohol intake), physical stature, and weight.

99 Questionnaire data in combination with those extracted from the Finnish Central Population Registry were
100 used to generate a variable for longest held job, our indicator of socioeconomic status.²⁸

101

102 *Ascertainment of dementia*

103 Health surveillance began upon initiation of nationwide health registries in 1970 when the average age of
104 the athlete group was 45.4 years (controls 44.3 years). Study members were linked to: death records,
105 including cause; hospitalisation records, including cause; and the Finnish Drug Prescription Register for
106 medications specifically used to treat Alzheimer's disease (see supplemental table 1 for International
107 Classification of Disease and medication codes). Using these data, we derived three dementia outcomes
108 for use in the present analyses: dementia, Alzheimer's disease, and non-Alzheimer's dementia.

109

110 ***Systematic review and meta-analysis***

111 *Search strategy and study selection*

112 This PROSPERO-registered (CRD42022352780) systematic review and meta-analysis was reported in
113 accordance with Preferred Reporting Items for Systematic reviews and Meta-Analyses (PRISMA)²⁹ and
114 Meta-analysis Of Observational Studies in Epidemiology (MOOSE)³⁰ guidelines. We identified relevant
115 literature by searching PubMed (Medline) and Embase databases between their inception and August 23
116 2022. We used combinations of free text and controlled terms in 2 categories (supplemental box 1): the

117 exposure (i.e., specific sports such as boxing, soccer, martial arts, and rugby), and the outcome (i.e.,
118 dementia and its subtypes such as Alzheimer’s disease and vascular dementia). We also scrutinised the
119 reference sections of retrieved articles for additional publications.

120

121 We included a published paper if it fulfilled the following criteria: utilised a cohort study; the diagnosis of
122 dementia outcomes was made by a healthcare professional as part of a medical examination in either a
123 research or clinical setting (self-reports of physician diagnosis and cognitive tests did not qualify); reported
124 standard estimates of association (e.g., relative risk, odds ratios, hazard ratios) and variance (e.g.,
125 confidence interval, standard error); appeared in a peer-reviewed journal; and was published in English.

126 Two authors (GDB and PF) independently screened the identified records first by title, then abstract, and, if
127 necessary, the full paper. Any discrepancies were resolved on discussion.

128

129 *Extraction of results and assessment of study quality*

130 Where available, a range of characteristics were extracted from each publication, including the name of the
131 lead author, publication year, country of sample population, number of participants exposed/unexposed,
132 number of events and type, and effects estimates for both minimally- and multivariable-adjusted results.

133 Study authors were contacted when clarification was required.

134

135 We used an adapted version of the Cochrane Risk of Bias Tool to assess study quality.³¹ This comprised
136 seven domains of appraisal, including the comprehensiveness of the exposure, confounding variables,
137 outcome ascertainment, and adequacy of the follow-up (supplemental table 2). With a maximum of 4
138 points for each domain (total 28), we regarded the quality of the study as high if the total score was at least
139 21, moderate if the score ranged between 14 and 20, and low if it was <14.

140

141 *Statistical analyses*

142 In individual-participant analyses of the Finnish cohort study, after exclusion of study members owing to
143 record-linkage failure and death prior to the beginning of follow-up, the analytical sample comprised 3,391

144 men (2005 former athletes, 1386 population controls). Event surveillance was from 1st January 1970 until
145 the occurrence of a dementia event or the end of surveillance (December 31, 2015) – whichever came first.
146 Having ascertained that the proportional hazards assumption had not been violated, we used Cox
147 regression to compute hazard ratios with accompanying 95% confidence intervals to summarise the
148 relationship of a background in contact sports with the risk of dementia.³² Age was used as the time
149 covariate.

150

151 For the meta-analysis, we pooled the results from the analyses of raw data in the Finnish cohort alongside
152 published study-specific estimates using a random effects meta-analysis,³³ an approach which incorporates
153 the heterogeneity of effects in the computation of their aggregation. An I^2 statistic was computed to
154 summarise the heterogeneity in estimates across studies. All analyses were computed using Stata 15
155 (StataCorp, College Station, TX).

156

157 **Results**

158 ***Finnish cohort study***

159 In analyses of the Finnish cohort, a mean of 30.6 years of disease surveillance (range 1-46 years) in the
160 analytical sample of 3391 men, gave rise to 406 cases of dementia (265 cases of Alzheimer’s disease).
161 There was little difference in the magnitude of the hazard ratios in the univariate and multivariate models
162 (table 1), so we present the results for the latter here. Former boxers experienced a more than three-fold
163 risk of dementia (hazard ratio 3.60 [95% CI 2.46, 5.28]) relative to the general population comparison
164 group. While risk was also elevated in retired wrestlers (1.51 [0.98, 2.34]) and soccer players (1.55 [1.00,
165 2.41]), statistical significance was not apparent. The risk of dementia in erstwhile athletes from ‘other’
166 contact sports (ice hockey and basketball) and those from non-contact sports such as track and field was
167 not significantly different to the general population controls. Alzheimer’s disease was most strongly related
168 to a history of contact sports, whereby boxing was associated with a quadrupling in risk (4.10 [2.55, 6.61]),
169 and the rate in wrestlers (2.11 [1.28, 3.48]) and soccer players (2.07 [1.23, 3.46]) was around double that of
170 general population controls. The risk of non-Alzheimer’s dementia was also raised in retired boxers (2.62;

171 1.68, 4.11) but not convincingly so in former soccer players (1.23 [0.74, 2.06]) nor wrestlers (1.22 [0.73,
172 2.03]) (supplemental table 3).

173

174 We conducted some sensitivity analyses. First, given the maturity of this cohort, competing risk bias may
175 arise because the occurrence of a non-dementia event precludes occurrence of our primary outcome of
176 interest. We therefore subjected Alzheimer's disease to a competing risks analysis based on the most
177 common cause of ill-health herein, cardiovascular disease, and our findings were unchanged (supplemental
178 table 4). Second, given the amateur era in which study members competed internationally, it is plausible
179 that, if sufficiently skilled, they could have participated at elite level in more than one of the sports linked
180 to dementia in our analyses. Mutual control for each of the three sports related to dementia in earlier
181 analyses did not, however, change the overall pattern of association (supplemental table 5). Lastly, owing
182 to missing data, the more complex statistical models comprise fewer study members. We therefore
183 recomputed the main effects in a non-missing dataset and results were essentially the same (supplemental
184 table 6).

185

186 ***Systematic review and meta-analysis***

187 The systematic review identified 827 potentially eligible published articles of which 7 met our inclusion
188 criteria (figure 1). Of these, four cohort studies captured dementia cases in retired American football
189 players^{14,15,34,35} (none featured Alzheimer's disease); there were two such studies of former soccer
190 players^{16,17} (one with Alzheimer's disease,¹⁶ one with non-Alzheimer's dementia¹⁶); and one of retired
191 boxers¹⁸ (one with Alzheimer's disease¹⁸) (table 2). One study was field-based¹⁸ and the remainder were
192 generated from linkage of administrative records. All retrieved studies exclusively comprised men, and
193 were a mix of former amateurs^{15,18,34} and professionals.^{14,16,17,35} Comparison groups were typically the
194 general population, with two utilising a non-collision sports group.^{15,35} The studies of erstwhile American
195 football players were unsurprisingly based on samples from the USA,^{14,15,34,35} whereas former boxers were
196 drawn from Wales,¹⁸ and the soccer players from Scotland¹⁶ and France.¹⁷ When reported, the number of
197 events in the retired athletes ranged from 5¹⁸ to 180¹⁶ for dementia; 2¹⁸ to 64¹⁶ for Alzheimer's disease; and

198 for the single study reporting non-Alzheimer's dementia the count was 64.¹⁶ Of the seven retrieved studies,
199 only one¹⁶ was evaluated as being of high quality, with the remainder classified as moderate (supplemental
200 table 2).

201

202 In the meta-analysis, we pooled results from these published studies alongside the new findings from the
203 Finnish cohort. On combining effects estimates for all contact sports, there was around a doubling of the
204 risk of dementia (summary risk ratio 1.91 [95% CI 1.30, 2.82], $I^2=87%$) and Alzheimer's disease (2.30 [1.32 to
205 4.00], $I^2=83%$) relative to general population comparison groups.

206

207 In analyses of specific sports, former soccer players (figure 2) had elevated rates of dementia (2.78 [1.69,
208 4.59]), Alzheimer's disease (3.22 [1.34, 7.75]), and non-Alzheimer's dementia (2.32 [1.04, 5.16]).

209 Confidence intervals around these estimates were wide, however, indicating low precision, and there was a
210 high degree of cross-study heterogeneity in both analyses ($I^2>81%$). In the studies of former professional
211 soccer athletes, there was a suggestion of a higher risk of dementia (3.61 [2.92, 4.45]) relative to the single
212 cohort of retired amateur players (1.60 [1.11, 2.30]).

213

214 The overall results for the American football studies (figure 3) revealed an unconvincingly raised risk of
215 dementia in former participants, the confidence interval for which included unity (1.63 [0.76, 3.49],
216 $I^2=75%$). Again, however, a differential in dementia risk according to past playing level was also evident,
217 whereby an association was evident for retired professionals (2.96 [1.66, 5.30]) but not in onetime
218 amateurs whose only exposure was in high school (0.90 [0.52, 1.56]). In one of the American football
219 studies,¹⁵ the 'unexposed' group of non-football players in fact comprised some wrestlers who, in analyses
220 of the Finnish cohort study herein, had a modestly elevated post-retirement risk of dementia. This could
221 have had the impact of narrowing the risk differential; however, dropping the study from the meta-analysis
222 did not alter our conclusions.

223

224 Lastly, in the analyses of boxers (figure 4), all of whom competed on an amateur basis, in aggregate, former
225 athletes experienced a greater risk of both dementia (3.14 [1.72, 5.74]) and Alzheimer’s disease (3.07 [1.01,
226 9.38]). There was a moderate level of heterogeneity across these two studies ($I^2 \leq 55\%$).

227

228 Discussion

229 In the present study, we quantitatively aggregated results from new analyses of a Finnish cohort study with
230 those from the extant literature. With the caveats that the evidence base is modest in scale and confined
231 to men, relative to general population comparison groups, we found elevated rates of dementia in former
232 participants from the contact sports of soccer and boxing. While studies of retired American football
233 players did not collectively reveal a convincing association with dementia, those from professional
234 backgrounds experienced markedly higher risk than amateurs who were only exposed in high school. This
235 differential in disease risk between former professionals and amateurs was also seen for former soccer
236 athletes. In partial support of the finding of lower dementia rates in former high school football athletes, at
237 autopsy, former professionals and college players had a markedly higher prevalence of chronic traumatic
238 encephalopathy, a neurodegenerative disorder.¹¹

239

240 Another salient finding of the present meta-analysis was the general pattern of dementia risk despite the
241 contrasting head impact profiles of the included sports. That is, concussions are most common in wrestling
242 and boxing,^{26 27} and result largely from person-on-person contact – in boxing, for instance, the primary
243 objective is to render the opponent unconscious. In soccer, however, the insult is more likely to be sub-
244 concussive and attributable to contact with the ball when attempting to redirect it using the head. In
245 within cohort analyses of former soccer players featured in the present meta-analysis,¹⁶ those who
246 occupied outfield positions in their careers and were therefore more likely to ‘head’ the ball, had higher
247 rates of dementia at follow-up, including Alzheimer’s, relative to goalkeepers who rarely head the ball.³⁶

248

249 *Plausible mechanisms*

250 Most of the studies included in the present meta-analysis had a modest collection of confounding factors,
251 however, in the analyses of the well-characterised Finnish cohort, controlling for an array of risk factors had
252 little impact on the magnitude of the effects. This apparent independent influence of contact sports
253 participation therefore raises the question of potential mechanisms. It is plausible that athleticism and
254 neurodegenerative disorders share selected gene variants although empirical data are currently lacking.
255 For those sports played in outdoor environments, it has been speculated that exposure to pesticides might
256 raise dementia risk,^{37,38} though this would not apply to the indoor sports of boxing and wrestling where
257 dementia risk was highest. Sport-specific explanations include, for soccer, the suggestion that heading
258 produces an acute if temporary lowering of cognitive function³⁹ while potentially more permanent
259 structural changes to the brain are evident upon imaging.⁴⁰ Specific mechanisms of risk in boxing and
260 American football are less clear. That global participation in soccer – estimated at more than a quarter of a
261 million by its governing body⁴¹ – is seemingly the highest of any sport, and programmes of wrestling and
262 American football are long-established in many colleges,⁴² means that, if indeed causal, a link between a
263 background in these activities and dementia may have public health significance.

264

265 *Study strengths and limitations*

266 The present study has its strengths, including being the first quantitative synthesis of dementia risk in
267 former participants from a range of contact sports, and one that incorporates new cohort study data. It is
268 not, however, without its limitations. First, all retrieved studies, plus the Finnish cohort, exclusively sample
269 men. While we can think of no reason for the present results not applying to women given that other risk
270 factors predict dementia equally well in sex-specific analyses,^{43,44} clearly, empirical studies are required.
271 Second, the findings of a meta-analysis are only as strong as the methodological quality of the studies it
272 includes, and all data herein were observational with the large majority of moderate quality. With
273 conventional trials in this field being unviable ethically and perhaps logistically, an advance on current
274 evidence may be the use of natural experiments. These could include the impact on dementia risk pre- and
275 post-introduction of compulsory protective equipment such as change in the composition of the soccer ball
276 from leather to plastic which resulted in lower weight (1986-present), or the introduction of head gear in

277 amateur boxing (1984-2016). This quasi-experimental approach has been used elsewhere in dementia
278 research by examining the role of mandated increases in school leaving age as a proxy for improved
279 education.⁴⁵ Lastly, none of the studies have data on actual head impacts; instead, sporting background
280 was used as a proxy. There is empirical evidence, however, of a higher occurrence of head trauma in
281 contact sports groups versus control populations.¹⁵

282

283 In conclusion, based on a modest collection of studies of moderate quality, former participants in contact
284 sports experienced poorer brain health at follow-up, and this was particularly evident for retired
285 professionals with the highest accumulative exposure to head impacts. Whether these findings are
286 generalisable to women is unclear given the dearth of data.

287

288

289

290

291 References

- 292 1. Estimation of the global prevalence of dementia in 2019 and forecasted prevalence in 2050: an
293 analysis for the Global Burden of Disease Study 2019. *Lancet Public Health* 2022; **7**(2): e105-e25.
- 294 2. National Academies of Sciences E, Medicine, Health, et al. In: Downey A, Stroud C, Landis S, Leshner
295 AI, eds. Preventing Cognitive Decline and Dementia: A Way Forward. Washington (DC): National Academies
296 Press (US); 2017.
- 297 3. Livingston G, Huntley J, Sommerlad A, et al. Dementia prevention, intervention, and care: 2020
298 report of the Lancet Commission. *Lancet* 2020; **396**(10248): 413-46.
- 299 4. Raj R, Kaprio J, Korja M, Mikkonen ED, Jousilahti P, Siironen J. Risk of hospitalization with
300 neurodegenerative disease after moderate-to-severe traumatic brain injury in the working-age population:
301 A retrospective cohort study using the Finnish national health registries. *PLoS Med* 2017; **14**(7): e1002316.
- 302 5. Nordström A, Nordström P. Traumatic brain injury and the risk of dementia diagnosis: A nationwide
303 cohort study. *PLoS Med* 2018; **15**(1): e1002496.
- 304 6. Fann JR, Ribe AR, Pedersen HS, et al. Long-term risk of dementia among people with traumatic
305 brain injury in Denmark: a population-based observational cohort study. *Lancet Psychiatry* 2018; **5**(5): 424-
306 31.
- 307 7. Raj R, Kaprio J, Jousilahti P, Korja M, Siironen J. Risk of dementia after hospitalization due to
308 traumatic brain injury: a longitudinal, population-based study. *Neurology* 2021.
- 309 8. Crane PK, Gibbons LE, Dams-O'Connor K, et al. Association of Traumatic Brain Injury With Late-Life
310 Neurodegenerative Conditions and Neuropathologic Findings. *JAMA Neurol* 2016; **73**(9): 1062-9.
- 311 9. Leung KK, Carr FM, Russell MJ, Bremault-Phillips S, Triscott JAC. Traumatic brain injuries among
312 veterans and the risk of incident dementia: A systematic review & meta-analysis. *Age Ageing* 2022; **51**(1).
- 313 10. Batty GD, Kaprio J. Traumatic brain injury, collision sports participation, and neurodegenerative
314 disorders: narrative power, scientific evidence, and litigation. *J Epidemiol Community Health* 2022.
- 315 11. LeClair J, Weuve J, Fox MP, et al. Relationship Between Level of American Football Playing and
316 Diagnosis of Chronic Traumatic Encephalopathy in a Selection Bias Analysis. *Am J Epidemiol* 2022; **191**(8):
317 1429-43.
- 318 12. Lee EB, Kinch K, Johnson VE, Trojanowski JQ, Smith DH, Stewart W. Chronic traumatic
319 encephalopathy is a common co-morbidity, but less frequent primary dementia in former soccer and rugby
320 players. *Acta Neuropathol* 2019; **138**(3): 389-99.
- 321 13. Bieniek KF, Blessing MM, Heckman MG, et al. Association between contact sports participation and
322 chronic traumatic encephalopathy: a retrospective cohort study. *Brain Pathol* 2020; **30**(1): 63-74.
- 323 14. Lehman EJ, Hein MJ, Baron SL, Gersic CM. Neurodegenerative causes of death among retired
324 National Football League players. *Neurology* 2012; **79**(19): 1970-4.
- 325 15. Janssen PH, Mandrekar J, Mielke MM, et al. High School Football and Late-Life Risk of
326 Neurodegenerative Syndromes, 1956-1970. *Mayo Clin Proc* 2017; **92**(1): 66-71.
- 327 16. Mackay DF, Russell ER, Stewart K, MacLean JA, Pell JP, Stewart W. Neurodegenerative Disease
328 Mortality among Former Professional Soccer Players. *N Engl J Med* 2019; **381**(19): 1801-8.
- 329 17. Orhant E, Carling C, Chapellier JF, et al. A retrospective analysis of all-cause and cause-specific
330 mortality rates in French male professional footballers. *Scand J Med Sci Sports* 2022.
- 331 18. Gallacher J, Pickering J, Bayer A, et al. Amateur Boxing and Dementia: Cognitive Impairment Within
332 the 35-Year Caerphilly Cohort Study. *Clin J Sport Med* 2022; **32**(3): 329-33.
- 333 19. Manley G, Gardner AJ, Schneider KJ, et al. A systematic review of potential long-term effects of
334 sport-related concussion. *Br J Sports Med* 2017; **51**(12): 969-77.
- 335 20. Morales JS, Valenzuela PL, Saco-Ledo G, et al. Mortality Risk from Neurodegenerative Disease in
336 Sports Associated with Repetitive Head Impacts: Preliminary Findings from a Systematic Review and Meta-
337 Analysis. *Sports Med* 2021.
- 338 21. Bellomo G, Piscopo P, Corbo M, et al. A systematic review on the risk of neurodegenerative
339 diseases and neurocognitive disorders in professional and varsity athletes. *Neurol Sci* 2022.
- 340 22. Sarna S, Sahi T, Koskenvuo M, Kaprio J. Increased life expectancy of world class male athletes. *Med*
341 *Sci Sports Exerc* 1993; **25**(2): 237-44.
- 342 23. Kujala UM, Kaprio J, Taimela S, Sarna S. Prevalence of diabetes, hypertension, and ischemic heart
343 disease in former elite athletes. *Metabolism* 1994; **43**(10): 1255-60.

- 344 24. von Elm E, Altman DG, Egger M, et al. The Strengthening the Reporting of Observational Studies in
345 Epidemiology (STROBE) statement: guidelines for reporting observational studies. *Lancet* 2007; **370**(9596):
346 1453-7.
- 347 25. Dick R, Agel J, Marshall SW. National Collegiate Athletic Association Injury Surveillance System
348 commentaries: introduction and methods. *J Athl Train* 2007; **42**(2): 173-82.
- 349 26. Putukian M, D'Alonzo BA, Campbell-McGovern CS, Wiebe DJ. The Ivy League-Big Ten Epidemiology
350 of Concussion Study: A Report on Methods and First Findings. *Am J Sports Med* 2019; **47**(5): 1236-47.
- 351 27. Prien A, Grafe A, Rossler R, Junge A, Verhagen E. Epidemiology of Head Injuries Focusing on
352 Concussions in Team Contact Sports: A Systematic Review. *Sports Med* 2018; **48**(4): 953-69.
- 353 28. Kujala UM, Sarna S, Kaprio J, Koskenvuo M. Asthma and other pulmonary diseases in former elite
354 athletes. *Thorax* 1996; **51**(3): 288-92.
- 355 29. Page MJ, McKenzie JE, Bossuyt PM, et al. The PRISMA 2020 statement: an updated guideline for
356 reporting systematic reviews. *BMJ* 2021; **372**: n71.
- 357 30. Stroup DF, Berlin JA, Morton SC, et al. Meta-analysis of observational studies in epidemiology: a
358 proposal for reporting. Meta-analysis Of Observational Studies in Epidemiology (MOOSE) group. *JAMA*
359 2000; **283**(15): 2008-12.
- 360 31. Higgins JP, Thomas J, Chandler J, et al. Cochrane handbook for systematic reviews of interventions:
361 John Wiley & Sons; 2019.
- 362 32. Cox DR. Regression models and life-tables. *J R Stat Soc [Ser B]* 1972; **34**: 187-220.
- 363 33. DerSimonian R, Laird N. Meta-analysis in clinical trials. *Control Clin Trials* 1986; **7**(3): 177-88.
- 364 34. Savica R, Parisi JE, Wold LE, Josephs KA, Ahlskog JE. High school football and risk of
365 neurodegeneration: a community-based study. *Mayo Clin Proc* 2012; **87**(4): 335-40.
- 366 35. Nguyen VT, Zafonte RD, Chen JT, et al. Mortality Among Professional American-Style Football
367 Players and Professional American Baseball Players. *JAMA Netw Open* 2019; **2**(5): e194223.
- 368 36. Russell ER, Mackay DF, Stewart K, MacLean JA, Pell JP, Stewart W. Association of Field Position and
369 Career Length With Risk of Neurodegenerative Disease in Male Former Professional Soccer Players. *JAMA*
370 *Neurol* 2021; **78**(9): 1057-63.
- 371 37. Cannon JR, Greenamyre JT. The role of environmental exposures in neurodegeneration and
372 neurodegenerative diseases. *Toxicol Sci* 2011; **124**(2): 225-50.
- 373 38. Baltazar MT, Dinis-Oliveira RJ, de Lourdes Bastos M, Tsatsakis AM, Duarte JA, Carvalho F. Pesticides
374 exposure as etiological factors of Parkinson's disease and other neurodegenerative diseases--a mechanistic
375 approach. *Toxicol Lett* 2014; **230**(2): 85-103.
- 376 39. Di Virgilio TG, Hunter A, Wilson L, et al. Evidence for Acute Electrophysiological and Cognitive
377 Changes Following Routine Soccer Heading. *EBioMedicine* 2016; **13**: 66-71.
- 378 40. Lipton ML, Kim N, Zimmerman ME, et al. Soccer heading is associated with white matter
379 microstructural and cognitive abnormalities. *Radiology* 2013; **268**(3): 850-7.
- 380 41. Kunz M. 265 Million playing football. *FIFA Magazine*. 2007:10-5. .
- 381 42. Phelps A, Alosco ML, Baucom Z, et al. Association of Playing College American Football With Long-
382 term Health Outcomes and Mortality. *JAMA Netw Open* 2022; **5**(4): e228775.
- 383 43. Gong J, Harris K, Peters SAE, Woodward M. Sex differences in the association between major
384 cardiovascular risk factors in midlife and dementia: a cohort study using data from the UK Biobank. *BMC*
385 *Med* 2021; **19**(1): 110.
- 386 44. Chatterjee S, Peters SA, Woodward M, et al. Type 2 Diabetes as a Risk Factor for Dementia in
387 Women Compared With Men: A Pooled Analysis of 2.3 Million People Comprising More Than 100,000 Cases
388 of Dementia. *Diabetes Care* 2016; **39**(2): 300-7.
- 389 45. Seblova D, Fischer M, Fors S, et al. Does Prolonged Education Causally Affect Dementia Risk When
390 Adult Socioeconomic Status Is Not Altered? A Swedish Natural Experiment in 1.3 Million Individuals. *Am J*
391 *Epidemiol* 2021; **190**(5): 817-26.
- 392
393

Table 1. Hazard ratios (95% confidence intervals) for the association of former participation in contact sports with dementias and Alzheimer’s disease: Finnish cohort study

	n/N	Dementia		Alzheimer’s disease	
		Age-adjusted (406/3391)	Age-, SES-, co-morbidity, and lifestyle factors-adjusted (288/1916)	Age-adjusted (265 / 3391)	Age-, SES-, co-morbidity, and lifestyle factors-adjusted (188/1917)
Boxing	64 / 230	3.68 (2.72, 4.99)	3.60 (2.46, 5.28)	4.45 (3.07, 6.45)	4.10 (2.55, 6.61)
Wrestling	38 / 247	1.31 (0.91, 1.89)	1.51 (0.98, 2.34)	1.90 (1.24, 2.90)	2.11 (1.28, 3.48)
Soccer	44 / 248	1.80 (1.27, 2.54)	1.55 (1.00, 2.41)	2.43 (1.62, 3.64)	2.07 (1.23, 3.46)
Other contact sports	18 / 236	0.74 (0.45, 1.22)	0.73 (0.41, 1.30)	0.85 (0.46, 1.56)	0.80 (0.39, 1.62)
Non-contact sports	122 / 1,044	0.88 (0.68, 1.13)	0.80 (0.58, 1.11)	0.89 (0.64, 1.23)	0.84 (0.55, 1.28)
General population (controls)	120 / 1,386	1.0 (ref)	1.0 (ref)	1.0 (ref)	1.0 (ref)

n=number of events; N=group size. Number of events and group size according to individual sports and are for age-adjusted analyses of dementia. SES, socioeconomic status. Co-morbidities are diabetes, hypertension, and coronary heart disease. Lifestyle factors are alcohol intake, passing out due to alcohol, body mass index, and smoking status.

Table 2. Former participation in contact sports and dementia: Characteristics of included studies

Author (year of publication), study design	Exposed (unexposed group)	Country	Years active	Duration of follow-up	Number of exposed individuals (number of cases)	Number of unexposed individuals (number of cases)	Risk ratio (95% confidence interval) for exposed versus unexposed
American Football							
Savica et al. (2012), ³⁴ retrospective cohort study	Former high school (amateur) athletes (general population)	USA	1946-56	Median 50.2 yr for athletes	438 (13 dementia deaths)	18.2 expected dementia deaths	0.72 (0.38, 1.23)
Lehman et al. (2012), ¹⁴ retrospective cohort study	Former professional athletes (general population)	USA	1959-88	Median 57 yr for athletes	3439 (7 dementia)	NR	3.86 (1.55, 7.95)
Janssen et al. (2017), ¹⁵ retrospective cohort study	Former high school (amateur) athletes ('non-football' athletes)	USA	1956-70	NR	296 (7 dementia/mild cognitive impairment)	190 (5 dementia/mild cognitive impairment)	1.29 (0.45, 2.32)
Nguyen et al. (2019), ³⁵ retrospective cohort study	Former professional athletes (former baseball players)	USA	Football (1959-88); baseball (1871-2006)	34 yr for athletes	3419 (16 dementia deaths)	2708 (10 dementia deaths)	2.26 (0.99, 5.17)
Soccer							
Mackay et al. (2019), ¹⁶ retrospective cohort study	Former professional athletes (general population)	Scotland	NR	NR	7676 former professional soccer players (180 dementia deaths, 64 from Alzheimer's disease)	23028 members of general population (178 dementia deaths, 47 from Alzheimer's disease)	Dementia: 3.87 (2.86, 5.24) Alzheimer's disease: 5.07 (2.92, 8.82)
Orhant et al. (2022), ¹⁷ retrospective cohort study	Former professional athletes (general population)	France	1968-2015	Maximum 47 yr for athletes	6114 (47 dementia deaths)	13.9 expected dementia deaths	3.38 (2.49, 4.46)
Boxing							
Gallacher et al. (2022), ¹⁸ retrospective cohort study	Former amateur athletes (non-boxing cohort members)	Wales	NR	NR	73 (5 dementia cases, 2 from Alzheimer's disease)	1037 (47 dementia cases, 26 from Alzheimer's disease)	Dementia: 1.73 (0.54, 5.56) Alzheimer's disease: 1.28 (0.26, 6.37)

NR, not reported

Figure 1. Study selection: Systematic review

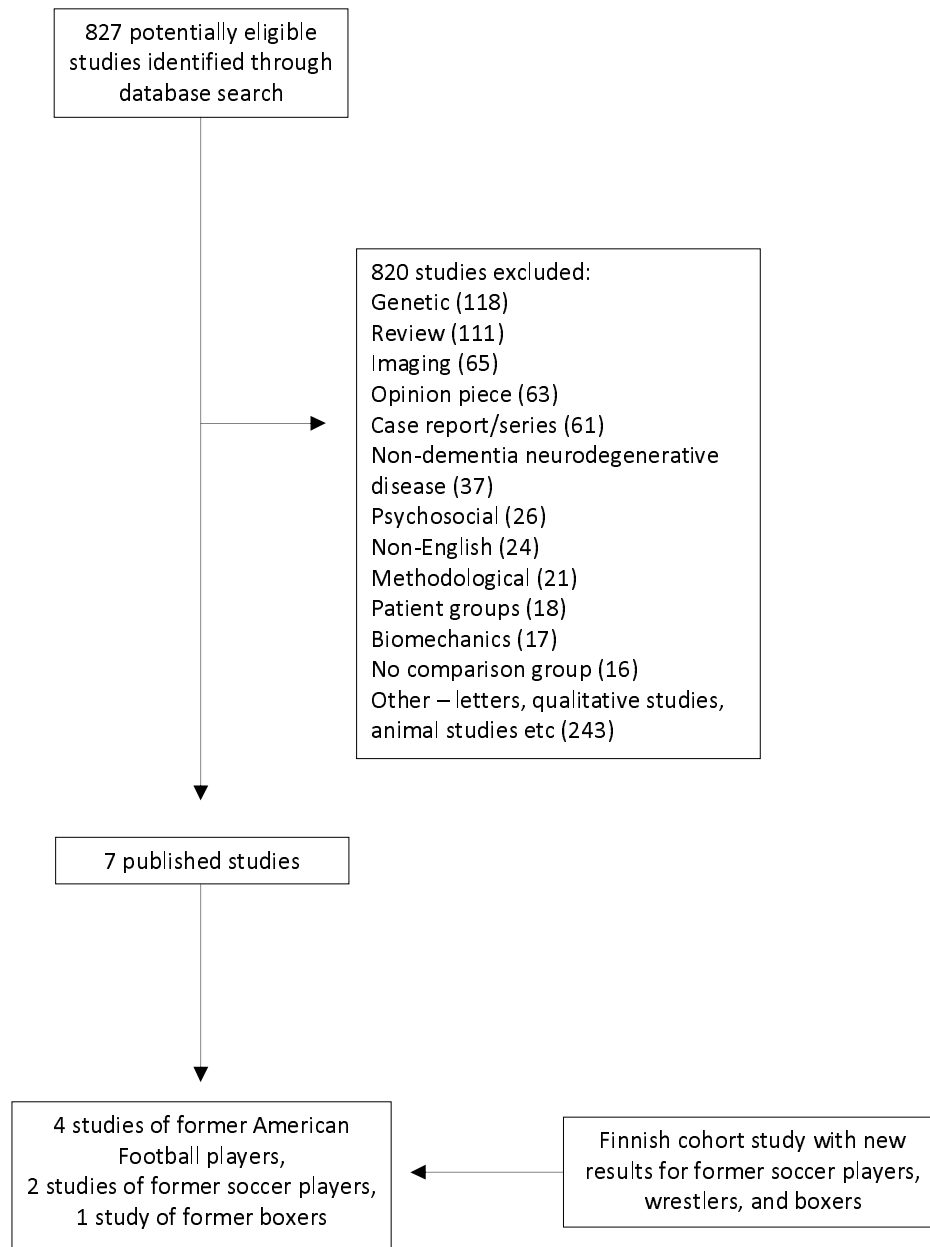
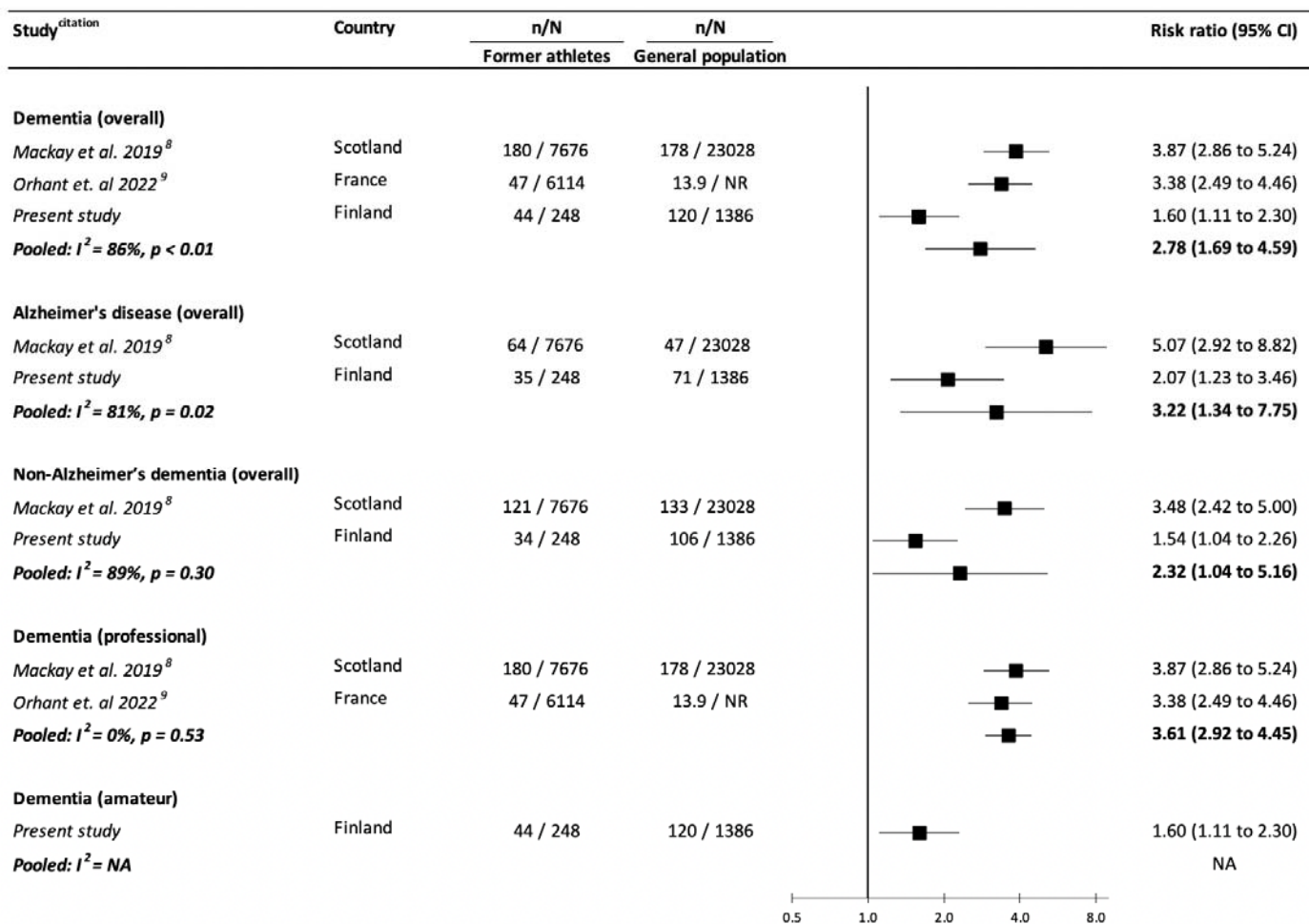
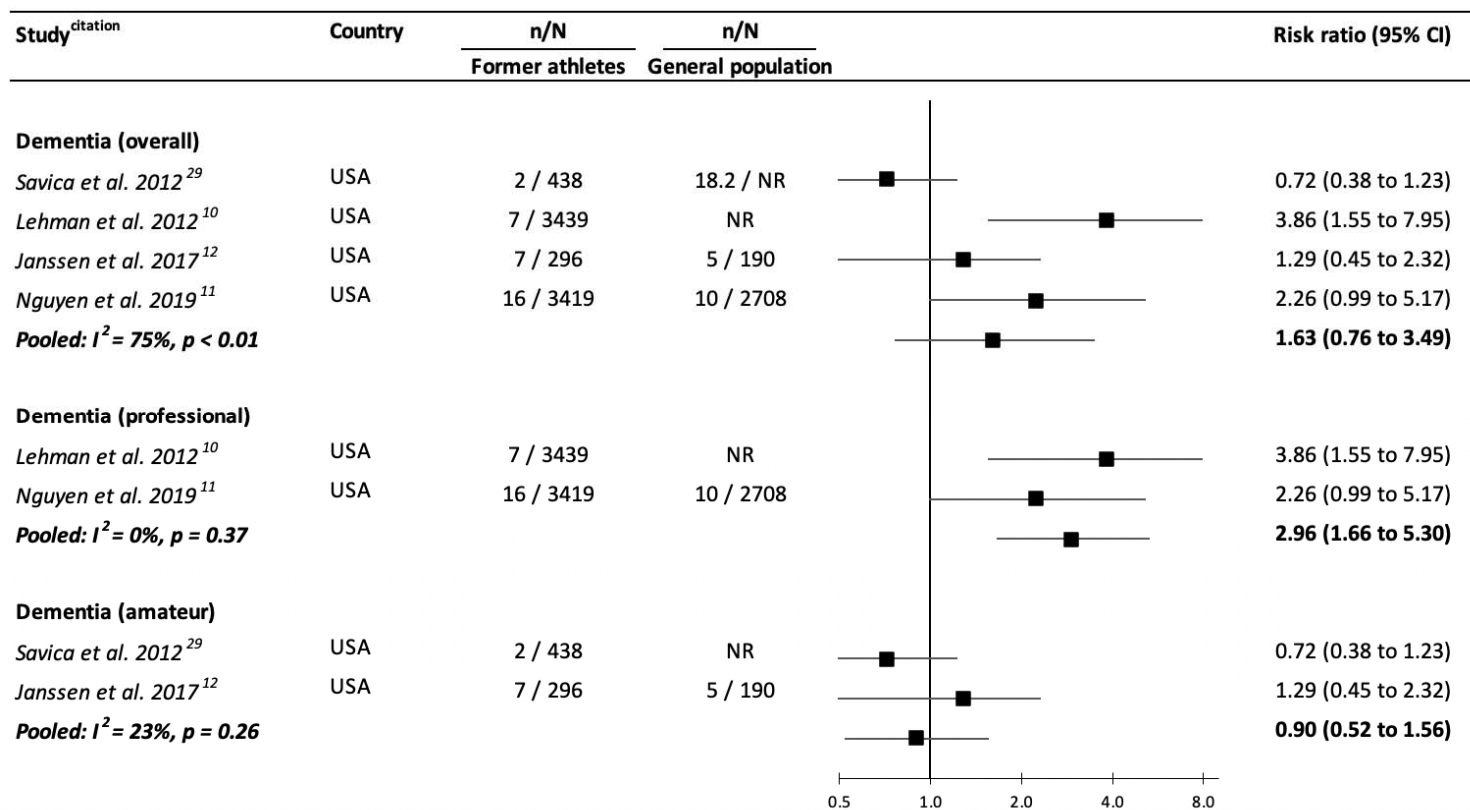


Figure 2. Risk ratios (95% confidence intervals) for the association of former participation in professional and amateur soccer with dementia and Alzheimer’s disease: Meta-analysis



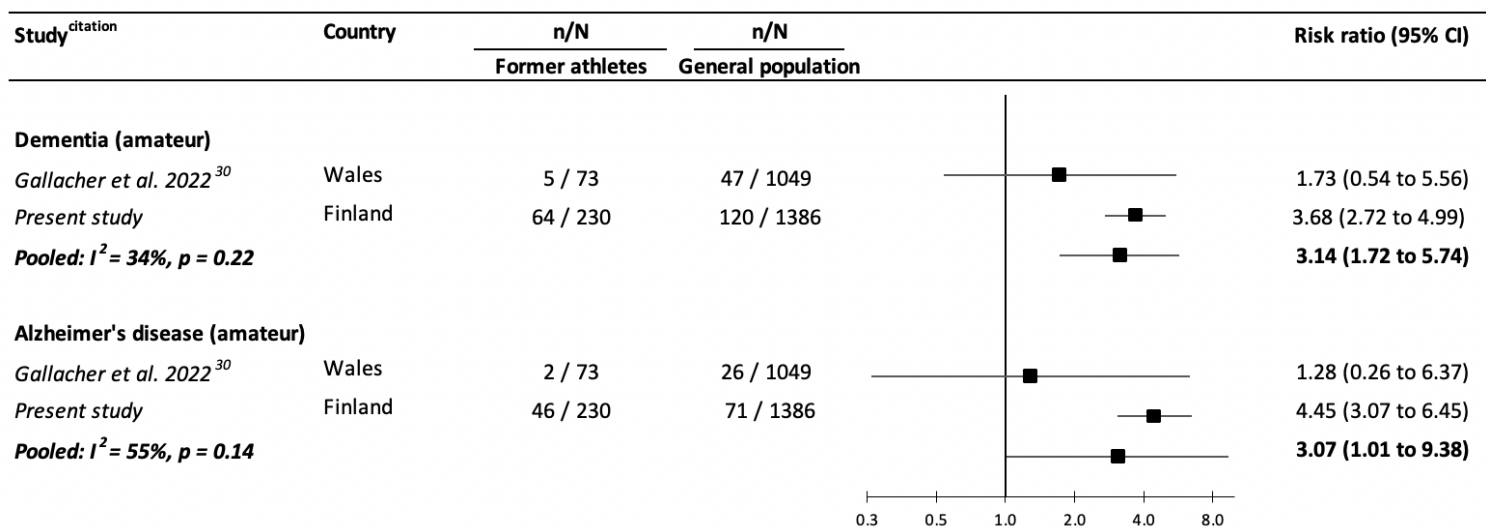
n=number of events, N=group size; NR, not reported; NA, not applicable

Figure 3. Risk ratios (95% confidence intervals) for the association of former participation in professional and amateur American football with dementia: Meta-analysis



n=number of events, N=group size; NR, not reported

Figure 4. Risk ratios (95% confidence intervals) for the association of former participation in amateur boxing with dementia and Alzheimer’s disease: Meta-analysis



n=number of events, N=group size