

## **Global and regional burden of attributable and associated bacterial antimicrobial resistance avertable by vaccination: modelling study**

Chaelin Kim,<sup>1</sup> Marianne Holm,<sup>1</sup> Isabel Frost,<sup>2</sup> Mateusz Hasso-Agopsowicz,<sup>2</sup> Kaja Abbas<sup>3</sup>

<sup>1</sup>International Vaccine Institute, Seoul, Republic of Korea

5 <sup>2</sup>World Health Organization, Geneva, Switzerland

<sup>3</sup>London School of Hygiene & Tropical Medicine, London, United Kingdom

**Corresponding author:** Chaelin Kim ([chaelin.kim@ivi.int](mailto:chaelin.kim@ivi.int) / [ckim0509@gmail.com](mailto:ckim0509@gmail.com))

**Keywords:** Antimicrobial resistance, immunisation, vaccine impact, mathematical model

**Running title:** Vaccine avertable antimicrobial resistance

## 10 Abstract

**Introduction:** Antimicrobial resistance (AMR) is a global health threat with 1.27 million and 4.95 million deaths attributable to and associated with bacterial AMR respectively in 2019. Our aim is to estimate the vaccine avertable bacterial AMR burden based on existing and future vaccines at the regional and global levels by pathogen and infectious syndromes.

15 **Methods:** We developed a static proportional impact model to estimate the vaccination impact on 15 bacterial pathogens in terms of reduction in age-specific AMR burden estimates for 2019 from the Global Research on Antimicrobial Resistance project in direct proportion to efficacy, coverage, target population for protection, and duration of protection of existing and future vaccines.

20 **Results:** In the baseline scenario for vaccination of primary age-groups against 15 pathogens, we estimated vaccine-avertable AMR burden of 0.51 (95% UI: 0.49 - 0.54) million deaths and 28 (27 - 29) million DALYs associated with bacterial AMR, and 0.15 (0.14 - 0.17) million deaths and 7.6 (7.1 - 8.0) million DALYs attributable to AMR globally in 2019. In the high-potential scenario for vaccination of additional age groups against 7 pathogens, we estimated vaccine-avertable AMR burden of an  
25 0.33 (0.32 - 0.34) million deaths and 10 (9.8 - 11) million DALYs attributable to AMR globally in 2019.

**Conclusion:** The AMR burden avertable by vaccination in 2019 was highest for the WHO Africa and South-East Asia regions, for lower respiratory infections, tuberculosis, and bloodstream infections by infectious syndromes, and for *Mycobacterium tuberculosis* and *Streptococcus pneumoniae* by pathogen. Increased coverage of existing vaccines and development of new vaccines are effective  
30 means to reduce AMR, and this evidence should inform the full value of vaccine assessments.

## Key questions

### What is already known on this topic

- 35
- There is some evidence on the impact of vaccines against *Haemophilus influenzae* type b, rotavirus, *Streptococcus pneumoniae*, *Salmonella* Typhi and influenza on antimicrobial resistance (AMR) in specific settings.

### What this study adds

- 40
- To our knowledge, this is the first study to estimate attributable and associated bacterial AMR burden avertable by vaccination against 15 bacterial pathogens for a combined set of existing and new vaccines in the pipeline by pathogen, infectious syndrome, and region.
  - The AMR burden avertable by vaccination in 2019 was highest for the WHO Africa and South-East Asia regions, for lower respiratory infections, tuberculosis, and bloodstream infections by infectious syndromes, and for *Mycobacterium tuberculosis* and *Streptococcus pneumoniae* by pathogen.

### How this study might affect research, practice or policy

- 45
- Our model-based projections facilitate evidence-based decision-making for scaling up of existing vaccines to regions in most need with higher AMR burden and prioritise development of new vaccines with high potential for lowering AMR burden by pathogen, infectious syndrome, and region.
- 50
- Our study contributes to the WHO-led value attribution framework for vaccines against antimicrobial resistance, and specifically to the criterion focused on vaccine averted AMR health burden.

## Introduction

55 Since the discovery of penicillin in 1928, antimicrobials have been used to treat bacteria, fungi, parasites, and viruses, saving countless lives [1]. However, antimicrobial resistance (AMR) is a growing global public health threat in the 21st century [2]. Resistance occurs through pathogen evolution, either naturally over time or acquired by the use of antimicrobial drugs, which render these drugs ineffective and increase the risk of morbidity and mortality. While access to  
60 antimicrobial drugs in low- and middle-income countries to treat infections continues to be a challenge, misuse and overuse of antimicrobials along with lack of access to clean water, sanitation and hygiene (WASH) and effective infection prevention and control (IPC) measures have fuelled the emergence and spread of AMR globally. The UK government commissioned review on AMR in 2014 projected that if AMR is not controlled, it would lead to significant impact on health with 10 million  
65 AMR-related deaths annually and macroeconomic consequences with a cumulative economic loss of US\$ 100 trillion by 2050 [3].

Vaccination, when used in conjunction with other preventive measures, has the potential to significantly reduce AMR transmission through several pathways [4,5]. First, vaccination has a direct influence on the health burden of AMR by preventing the emergence and transmission of drug-  
70 resistant and drug-sensitive infections, and the associated antibiotic use. Second, vaccines have an indirect influence by reducing resistant infections in unvaccinated populations through herd immunity. Third, vaccination can prevent infections where antimicrobials are not indicated but often wrongly prescribed, such as primary viral infections, thereby reducing misuse and overuse of antimicrobials. Fourth, vaccines can also reduce the use of antimicrobials to treat secondary  
75 bacterial infections caused by viral diseases. Finally, vaccines can give longer-term health benefits in preventing infections and resistance to vaccines is rarely observed [6].

The Global Research on Antimicrobial Resistance (GRAM) project estimated the deaths and disability-adjusted life-years (DALYs) attributable to and associated with resistance by replacing all drug-resistant infections with susceptible infection or no infection, respectively. It estimated that  
80 1.27 (95% UI: 0.91 - 1.7) million deaths and 47.9 (35 - 64) million DALYs were attributable to bacterial AMR and 4.95 (3.6 - 6.6) million deaths and 192 (146 - 248) million DALYs were associated with bacterial AMR in 2019 [7]. Despite the significant potential impact of vaccination in lowering AMR, evidence is limited due to the methodological difficulties and challenges in obtaining data on the health burden associated with AMR in order to calculate this impact [8–10]. Such evidence will be  
85 valuable to inform improvements in the coverage of existing vaccines and prioritise research and development of new vaccines.

To address this evidence gap, our aim is to analyse the findings from the GRAM project and estimate the vaccine-avertable bacterial AMR burden based on the profiles of existing and future vaccines by pathogen and infectious syndromes at the regional and global levels in 2019. Such pan-pathogen  
90 analyses using standardised approaches are critical to inform vaccine development, funding,

introduction and use. They also inform the WHO-led value attribution framework for vaccines against AMR [11], which includes five criteria: (i) vaccine averted AMR health burden, (ii) vaccine averted AMR economic burden, (iii) vaccine averted antibiotic use, (iv) sense of urgency to develop antimicrobial approaches, and (v) pathogen impact on equity and social justice. Our study  
95 contributes to the first criterion – vaccine-averted AMR health burden.

## Methods

### AMR burden data

100 We used the bacterial AMR burden estimates from the Global Research on Antimicrobial Resistance (GRAM) project which provided data for age-specific deaths and DALYs associated with and attributable to AMR by pathogen, infectious syndrome, and region for 2019 [7]. These comprehensive estimates of bacterial AMR burden were based on statistical predictive modelling of data from systematic reviews, surveillance systems, hospital systems, and other sources to generate estimates for 23 pathogens and 88 pathogen-drug combinations for 204 countries in 2019. The AMR  
105 burden estimates for *Neisseria gonorrhoeae* includes only morbidity and no mortality.

Two sets of estimates are presented – burden attributed to AMR, that is deaths and DALYs that could be averted if all drug-resistant infections would be replaced by drug-sensitive infections; and burden associated with AMR, that is deaths and DALYs that could be averted if all drug-resistant infections would be replaced by no infections. As vaccines prevent drug-resistant and drug-susceptible burden, we infer that the associated AMR burden is the appropriate metric for  
110 measuring the impact of vaccination on AMR burden.

### Vaccine profiles

We focused our analysis on 15 pathogens – *Acinetobacter baumannii*, *Enterococcus faecium*, *Escherichia coli*, Group A *Streptococcus*, *Haemophilus influenzae*, *Klebsiella pneumoniae*,  
115 *Mycobacterium tuberculosis*, *Neisseria gonorrhoeae*, non-typhoidal *Salmonella*, *Pseudomonas aeruginosa*, *Salmonella* Paratyphi, *Salmonella* Typhi, *Shigella* spp., *Staphylococcus aureus*, and *Streptococcus pneumoniae*. We selected pathogens that are part of the WHO evaluation of the value of vaccines in preventing AMR. We used vaccine profiles (see Table 1), which comprise the vaccine target population, efficacy, coverage, duration of protection, and disease presentation prevented.  
120 For the existing vaccines against *H. influenzae* type b, *Streptococcus pneumoniae*, and *Salmonella* Typhi, the vaccine profiles expand coverage of the current vaccines in order to meet the strategic priority on coverage and equity of Immunisation Agenda 2030 [12]. For vaccines that are not yet available, hypothetical profiles were developed based on preferred product characteristics (PPCs) [13], target product profiles (TPPs), attributes of advanced vaccine candidates, and expert  
125 consultations with WHO working groups, PATH, and pathogen experts. Some pathogens have multiple disease presentations and would require different vaccines to prevent different disease presentations. As such, these pathogens have more than one vaccine profile.

### Modelling process

We developed a static proportional impact model to estimate the vaccination impact in terms of reduction in age-specific AMR burden estimates for 2019 from the GRAM project. We estimated a  
130 counterfactual pre-vaccination scenario for diseases with current vaccinations and adjusted for

disease type specification before applying the vaccine impact. We calculated the reduction in pre-vaccine AMR burden after vaccination in direct proportion to efficacy, coverage, target population for protection, and duration of protection of existing and potential future vaccines [14].

135 For ages that lie within the duration of protection since the time of vaccination:

$$\text{AMR burden averted at age } i = \text{AMR burden at age } i \text{ pre-vaccination} \times \\ \text{vaccine efficacy} \times \\ \text{vaccine coverage}$$

### Scenarios

140 We estimated vaccine avertable deaths and DALYs attributable to and associated with AMR by region, infectious syndrome, and pathogen with 95% uncertainty intervals (UIs) for two scenarios – baseline scenario (for 15 pathogens) for primary vaccination of specific age-groups, and high-potential scenario (for a subset of 7 pathogens) that includes additional age groups at risk of infection based on expert opinion.

145 Vaccine profiles with the corresponding product characteristics for efficacy and duration of protection for vaccine-derived immunity, and coverage and target population for the baseline and high-potential scenarios are described in Table 1. In the *baseline* scenario, we estimated the vaccine avertable burden from the age of vaccination under the assumption that vaccine-derived immunity would sustain for the duration of protection of the corresponding vaccines. We did not consider vaccine waning dynamics due to limited evidence. For pathogens with a highly uncertain vaccine target population or feasibility of vaccine delivery, we estimated an additional *high-potential* scenario which assumed that individuals at risk (including additional age groups at risk) would be vaccinated to protect against corresponding disease presentations. This was applicable to vaccines against *Acinetobacter baumannii*, *Enterococcus faecium*, Extraintestinal Pathogenic *Escherichia coli* (ExPEC), *Klebsiella pneumoniae* (all syndromes), *Pseudomonas aeruginosa*, and *Staphylococcus aureus*. For *Streptococcus pneumoniae*, we explored the high-potential scenario by administering a vaccine to an elderly population with the highest disease burden.

155

### Uncertainty analysis

160 We conducted a Monte Carlo simulation of 400 runs (sufficient for results to converge) to propagate the uncertainty in the AMR burden, vaccine efficacy, and coverage through the model simulations to estimate the uncertainty in our projected outcomes of vaccination impact. We provide summary estimates in terms of vaccine-avertable deaths and DALYs attributable to and associated with AMR by region, infectious syndrome, and pathogen with 95% uncertainty intervals (UIs) for the baseline and high-potential scenarios. Additional details on the modelling process, scenarios, and uncertainty analysis are provided in the Appendix A1.

165

## Results

### Vaccine impact on global AMR burden

At the global level in 2019 for the baseline scenario, we estimated that vaccines against the 15 pathogens (analysed in this study) could avert 0.51 (95% UI: 0.49 - 0.54) million deaths and 28 (27 - 29) million DALYs associated with AMR, and 0.15 (0.14 - 0.17) million deaths and 7.6 (7.1 - 8.0) million DALYs attributable to AMR. In the high-potential scenario, we estimated that vaccines against a subset of 7 pathogens could avert an additional 1.2 (1.18 - 1.23) million deaths and 37 (36 - 39) million DALYs associated with AMR, and 0.33 (0.32 - 0.34) million deaths and 10 (9.8 - 11) million DALYs attributable to AMR globally in 2019.

### Vaccine impact on AMR burden by pathogen

Figure 1a and Table 2a present the vaccine avertable burden attributable to and associated with AMR in 2019 for each of the pathogen-specific vaccine profiles at the global level for the baseline scenario. For pathogens with licensed vaccines, we estimated that vaccination against *Streptococcus pneumoniae* at 2019 coverage levels averted 44 (37 - 52) thousand deaths and 3.8 (3.3 - 4.5) million DALYs associated with AMR in 2019. By reaching the WHO recommended coverage level of 90% globally, 59 (50 - 69) thousand deaths and 5.1 (4.5 - 5.9) million DALYs associated with AMR could have been averted in 2019. Expanding the coverage to elderly populations would increase the vaccination impact to avert 71 (63 - 81) thousand deaths. We estimated that vaccination against *H. influenzae* at 2019 coverage levels averted 11 (9.7 - 13) thousand deaths and 0.98 (0.85 - 1.2) million DALYs associated with AMR in 2019. At 90% coverage globally, 13 (11 - 15) thousand deaths and 1.1 (0.96 - 1.3) million DALYs associated with AMR could have been averted. We estimated that wider introduction and scale-up of vaccination against *Salmonella* Typhi could have averted 34 (26 - 44) thousand deaths and 2.8 (2.2 - 3.6) million DALYs associated with AMR in 2019.

For pathogens with hypothetical vaccine profiles (developed by experts or provided in preferred product characteristics), we estimated that a vaccine against *Mycobacterium tuberculosis* that meets WHO's PPC criteria of 80% efficacy, given to infants, with life-long immunity or boosting, would have averted 0.12 (0.11 - 0.13) million deaths and 4.5 (4.1 - 5.0) million DALYs associated with AMR. An improved vaccine against *Streptococcus pneumoniae* (70% efficacy against bloodstream infections (BSI), meningitis and other bacterial central nervous system infections (CNS), 50% efficacy against lower respiratory infection and all related infections in the thorax (LRI), given to 90% of infants at six weeks of life) would have a relatively highest impact by averting 99 (86 - 115) thousand deaths and 8.6 (7.5 - 10) million DALYs associated with AMR in 2019. An M72-like vaccine against *Mycobacterium tuberculosis* given to adolescents and older populations with life-long immunity or boosting would avert 71 (64 - 78) thousand deaths and 2.6 (2.3 - 2.8) million DALYs associated with AMR. A vaccine against all disease presentations of *Klebsiella pneumoniae* infection given to infants and elderly populations would avert 64 (59 - 72) thousand deaths and 3.7 (3.3 - 4.1) million DALYs



associated with AMR.

205 In the high-potential scenario (see Table 2b), we estimated that vaccination of at-risk individuals across all age groups against *E. coli* - non-diarrhogenic could avert 0.39 (0.37 - 0.40) million deaths and 13 (12 - 13) million DALYs associated with AMR in 2019. Vaccination of at-risk individuals against *Klebsiella pneumoniae* could avert 0.32 (0.31 - 0.34) million deaths and 14 (13 - 15) million DALYs associated with AMR, and vaccination against *Staphylococcus aureus* could avert 0.32 (0.31 - 0.33) million deaths and 11 (10 - 11) million DALYs associated with AMR.

### Vaccine impact on AMR burden by infectious syndrome

210 Figure 1b shows the vaccine avertable deaths and DALYs attributable to and associated with bacterial AMR for the different infectious syndromes in 2019 at the global level in the baseline scenario. We estimated vaccine avertable mortality associated with bacterial AMR to be highest for lower respiratory infections at 0.16 (0.14 - 0.17) million deaths and 11 (9.6 - 11) million DALYs for the baseline scenario, followed by tuberculosis at 0.12 (0.11 - 0.13) million deaths and 4.5 (4.1 - 5.0) million DALYs and bloodstream infections at 0.11 (0.10 - 0.12) million deaths and 5.6 (5.1 - 6.3) million DALYs in 2019. In the high-potential scenario, vaccine avertable deaths and DALYs were highest for lower respiratory infections, bloodstream infections, and intra-abdominal infections.

215 For each infectious syndrome, we stratified the vaccine avertable AMR burden for deaths and DALYs by pathogen in the baseline scenario, as shown in Figure 2 (and Figure A1 in the appendix). *Streptococcus pneumoniae*, *Staphylococcus aureus*, and *Klebsiella pneumoniae* account for most of the vaccine avertable AMR burden associated with lower respiratory infections. *Klebsiella pneumoniae*, *Acinetobacter baumannii*, and *Escherichia coli* account for most of the vaccine avertable AMR burden associated with bloodstream infections.

### Vaccine impact on AMR burden at the regional level

225 Table 3 and Figure 1c show the vaccine avertable deaths and DALYs attributable to and associated with bacterial AMR at the regional levels in 2019 for the baseline scenario. We estimated the vaccine avertable burden associated with bacterial AMR to be highest in the WHO Africa region at 0.17 (0.15 - 0.18) million deaths and 12 (11 - 13) million DALYs, followed by the WHO South-East Asia region at 0.16 (0.15 - 0.18) million deaths and 7.5 (6.8 - 8.5) million DALYs in 2019. The vaccine avertable AMR burden for the WHO Africa and South-East Asia regions accounts for around two-thirds of the vaccine avertable AMR burden globally in 2019. In the high-potential scenario, we estimated that vaccines would avert an additional 0.19 (0.18 - 0.20) million deaths and 9.6 (8.8 - 11) million DALYs associated with AMR in the WHO Africa region, and 0.32 (0.30 - 0.33) million deaths and 11 (10 - 11) million DALYs associated with AMR in the WHO South-East Asia region.

## 235 Discussion

We estimated vaccine avertable disease burden attributable to and associated with AMR for existing and new vaccines in the pipeline by pathogen, infectious syndrome, and region based on the most recent, comprehensive estimates of the global burden of AMR. The AMR burden avertable by vaccination in 2019 was highest for the WHO Africa and South-East Asia regions, for lower  
240 respiratory infections, tuberculosis, and bloodstream infections by infectious syndromes, and for *Mycobacterium tuberculosis* and *Streptococcus pneumoniae* by pathogen.

Our estimates show the impact of existing vaccines for pneumococcal conjugate vaccine (PCV), *Haemophilus influenzae* type b (Hib), and typhoid conjugate vaccine (TCV) on reducing AMR burden attributable to and associated with *Streptococcus pneumoniae*, *H. influenzae*, and *Salmonella* Typhi  
245 respectively. We highlight the critical need to scale up existing vaccines to high and equitable immunisation coverage, and the acceleration of TCV introductions in high burden countries. Also, we show that vaccines can contribute towards preventing a significant proportion of the AMR burden for pathogens which have vaccines in late-stage clinical development with clear attributes or published preferred product characteristics or target product profiles, such as for ExPEC and  
250 *Mycobacterium tuberculosis*. Novel regulatory and policy mechanisms should be developed to accelerate the approval and use of these vaccines to prevent AMR. Based on the estimated high vaccine avertable burden associated with AMR for *Klebsiella pneumoniae*, *Staphylococcus aureus*, and *Acinetobacter baumannii*, we urgently call for studies to enhance biological understanding and improve the feasibility of developing vaccines for these pathogens. For the remaining pathogens that  
255 have vaccine candidates in the early stages of clinical development or no vaccines in the pipeline, we recommend investing in vaccine development to resolve biological challenges as well as feasibility in terms of product development, market access, and product implementation.

Our analysis included a baseline and high-potential scenarios. In the baseline scenario, we model vaccine delivery based on known vaccine attributes, including a defined target age group that has  
260 been immunised with a vaccine in the past, during clinical trials, or identified in vaccine target product profiles. In contrast, the high-potential scenario makes no assumptions about vaccine delivery and target age group and shows the highest probable vaccine impact, should there be a policy recommendation and feasibility of delivery to all who would benefit from a vaccine. We recognise that the high-potential scenario includes multiple challenges that need overcoming such  
265 as immunisation of adults and the elderly, timely immunisation to prevent nosocomial infections, vaccine efficacy in patients who are immunocompromised and with co-morbidities, vaccine demand, and financing.

Pan-pathogen analyses with standardised methodologies are critical to inform vaccine funding and development and should be followed up with detailed vaccine-specific analyses, considering  
270 pathogen biology and transmission, and accounting for varied disease burden patterns across the spatial and temporal scales. *Haemophilus influenzae* type b (Hib), rotavirus, pneumococcal, typhoid

and influenza vaccines have been directly associated with reduction of resistance, antibiotic use and related clinical complications [9,15–22], while Fu *et al.* modelled the global burden of drug-resistant tuberculosis avertable by a future TB vaccine [23].

275 Our study has limitations. First, since we included the direct effect of vaccination but excluded  
indirect effect and transmission dynamics of AMR pathogens, our vaccine impact estimates on  
averted AMR burden are conservative. Second, our analysis focused on 15 bacterial pathogens and  
additional pathogens included in the GRAM project such as *Enterobacter* spp., Group B  
280 *Streptococcus*, *Enterococcus faecalis*, *Proteus* spp., *Citrobacter* spp., and *Morganella* spp. were  
excluded. However, inclusion of these pathogens appears unlikely to significantly affect our overall  
inferences considering that the included 15 pathogens are responsible for the majority of the AMR  
burden. Third, while our analysis was based on the estimates generated by the GRAM project, which  
represents the most comprehensive estimates of bacterial AMR burden to date, limited input data  
285 to the GRAM project especially from low- and middle-income countries is a significant data gap that  
necessitates newer surveillance data and platforms to inform the updates, validity, and confidence  
in the estimates of the GRAM project. In particular, estimates from the GRAM project for  
tuberculosis do not include tuberculosis associated with HIV. Fourth, we did not consider the impact  
of viral vaccines on reducing the AMR drivers of antibiotic misuse and overuse [18,20,24,25]. Finally,  
we did not consider geographic and socioeconomic clustering of vaccination coverage, which could  
290 lead to heterogeneity in vaccination impact on lowering AMR burden with relatively less impact  
among subpopulations with higher risk of disease while also facing lower health care access  
including access to vaccination services [26].

The value of vaccines in preventing AMR should be systematically considered in the decision-making  
process during scale-up of existing vaccines and introduction of new vaccines. Vaccines should be  
295 explicitly incorporated as tools to combat AMR into National Action Plans on AMR [27] and National  
Immunisation Strategies [28]. For new vaccines in the pipeline and future vaccines, we recommend  
vaccine avertable burden of AMR to be included in the full value of vaccine assessments [29]. This  
evidence can support stakeholders in their decision-making process and priority setting throughout  
the end-to-end continuum from discovery and clinical development to investment, development,  
300 introduction, and sustainability of new vaccines with equitable access.

## Ethics approval

This study was approved by the ethics committee (Ref 26896) of the London School of Hygiene & Tropical Medicine.

## 305 Data availability and code repository

We conducted our analysis using the R programming language for statistical computing [30], and the repository for the data and software code of this modelling study are publicly accessible at [https://github.com/vaccine-impact/vaccine\\_amr](https://github.com/vaccine-impact/vaccine_amr).

## Role of the funding source

310 This study was funded by the Bill & Melinda Gates Foundation (INV-006816). The funders were not involved in the study design, data collection, data analysis, data interpretation, writing of the report, and the decision to submit for publication. All authors had full access to all the data in the study and final responsibility for the decision to submit for publication.

## Contributors

315 CK, MH, IF, MHA, and KA conceptualised and designed the study. IF and MHA compiled the data sets. CK developed the proportional impact model and software and conducted the analysis. CK and KA wrote the first draft, and all authors contributed to reviewing and editing of the manuscript and have approved the final version.

## Acknowledgements

320 We thank Mohsen Naghavi, Gisela Robles Aguilar, and Eve Wool of the Institute for Health Metrics and Evaluation for sharing the bacterial AMR burden data. We thank Ramanan Laxminarayan (Center for Disease Dynamics, Economics & Policy) and Padmini Srikantiah (Bill & Melinda Gates Foundation) for helpful discussions. We thank John Clemens, Nimesh Poudyal, and Raphael Zellweger at the International Vaccine Institute for their review and feedback on this article. We appreciate the  
325 feedback on this article from the members of the WHO Technical Advisory Group on Vaccines and Antimicrobial Resistance (TAG VAC-AMR), including Holy Akwar (International Vaccine Institute), Kate Baker (University of Liverpool), Sulagna Basu (Indian Council of Medical Research - National Institute of Cholera and Enteric Diseases), Julie Bines (University of Melbourne), Jeremy Brown (University College London), Bill Hausdorff (PATH), Karen Keddy, Kirsty Ledoare (Imperial College  
330 London), Shelley Magill (Centers for Disease Control and Prevention), Mohsen Naghavi (Institute for Health Metrics and Evaluation), Olga Perovic (National Institute for Communicable Diseases and University of the Witwatersrand), Manish Sadarangani (University of British Columbia), and Johan Vekemans (International AIDS Vaccine Initiative). We thank Kevin Ikuta (University of California Los Angeles and University of Washington) and Tomislav Meštrović (Institute for Health Metrics and  
335 Evaluation) for their feedback on this article.

### **Declaration of interests**

We declare no competing interests. Where authors are identified as personnel of affiliated organisations, the authors alone are responsible for the views expressed in this article and they do not necessarily represent the decisions, policies, or views of their affiliated organisations.

### 340 **Patient and Public Involvement**

Patients or the public were not involved in the design, or conduct, or reporting, or dissemination plans of our research.

### **ORCID**

345 CK (0000-0001-7720-3349), MH (0000-0002-0747-4116), IF (0000-0002-0095-0845), MHA (0000-0003-4137-4685), KA (0000-0003-0563-1576)

## Bibliography

1. Hutchings MI, Truman AW, Wilkinson B. Antibiotics: past, present and future. *Curr Opin Microbiol.* 2019;51: 72–80. doi:10.1016/j.mib.2019.10.008
- 350 2. WHO. Global action plan on antimicrobial resistance. World Health Organization; 2015.
3. O’Neill J (chair). Antimicrobial Resistance: Tackling a Crisis for the Health and Wealth of Nations. The Review on Antimicrobial Resistance; 2014.
4. Bloom DE, Black S, Salisbury D, Rappuoli R. Antimicrobial resistance and the role of vaccines. *Proc Natl Acad Sci USA.* 2018;115: 12868–12871. doi:10.1073/pnas.1717157115
- 355 5. Heymann DL, Kieny M-P, Laxminarayan R. Adding to the mantra: vaccines prevent illness and death, and preserve existing antibiotics. *Lancet Infect Dis.* 2022;22: 1108–1109. doi:10.1016/S1473-3099(22)00374-7
6. Kennedy DA, Read AF. Why the evolution of vaccine resistance is less of a concern than the evolution of drug resistance. *Proc Natl Acad Sci USA.* 2018;115: 12878–12886. doi:10.1073/pnas.1717159115
- 360 7. Antimicrobial Resistance Collaborators. Global burden of bacterial antimicrobial resistance in 2019: a systematic analysis. *Lancet.* 2022;399: 629–655. doi:10.1016/S0140-6736(21)02724-0
8. Clift C, Salisbury DM. Enhancing the role of vaccines in combatting antimicrobial resistance. *Vaccine.* 2017;35: 6591–6593. doi:10.1016/j.vaccine.2017.09.053
- 365 9. Holm M, Zellweger RM, Poudyal N, Smith KH, Joh HS, Marks F. Measuring the link between vaccines and antimicrobial resistance in low resource settings – limitations and opportunities in direct and indirect assessments and implications for impact studies. *Front Trop Dis.* 2022;3. doi:10.3389/fitd.2022.805833
- 370 10. Niewiadomska AM, Jayabalasingham B, Seidman JC, Willem L, Grenfell B, Spiro D, et al. Population-level mathematical modeling of antimicrobial resistance: a systematic review. *BMC Med.* 2019;17: 81. doi:10.1186/s12916-019-1314-9
11. WHO. Vaccines for Antimicrobial Resistance (AMR). 2021 [cited 12 Oct 2022]. Available: <https://www.who.int/teams/immunization-vaccines-and-biologicals/product-and-delivery-research/anti-microbial-resistance>
- 375 12. WHO. Immunization Agenda 2030: A global strategy to leave no one behind. 2020 [cited 17 May 2021]. Available: <http://www.immunizationagenda2030.org/>
13. WHO. Preferred Product Characteristics (PPCs) and Target Product Profiles (TPPs). 2022 [cited 7 May 2022]. Available: <https://www.who.int/teams/immunization-vaccines-and-biologicals/product-and-delivery-research/ppcs>
- 380 14. Echeverria-Londono S, Li X, Toor J, de Villiers MJ, Nayagam S, Hallett TB, et al. How can the public health impact of vaccination be estimated? *BMC Public Health.* 2021;21: 2049. doi:10.1186/s12889-021-12040-9
- 385 15. Tomczyk S, Lynfield R, Schaffner W, Reingold A, Miller L, Petit S, et al. Prevention of

Antibiotic-Nonsusceptible Invasive Pneumococcal Disease With the 13-Valent Pneumococcal Conjugate Vaccine. *Clin Infect Dis*. 2016;62: 1119–1125. doi:10.1093/cid/ciw067

- 390 16. Adam HJ, Richardson SE, Jamieson FB, Rawte P, Low DE, Fisman DN. Changing epidemiology of invasive *Haemophilus influenzae* in Ontario, Canada: evidence for herd effects and strain replacement due to Hib vaccination. *Vaccine*. 2010;28: 4073–4078. doi:10.1016/j.vaccine.2010.03.075
- 395 17. Heilmann KP, Rice CL, Miller AL, Miller NJ, Beekmann SE, Pfaller MA, et al. Decreasing prevalence of beta-lactamase production among respiratory tract isolates of *Haemophilus influenzae* in the United States. *Antimicrob Agents Chemother*. 2005;49: 2561–2564. doi:10.1128/AAC.49.6.2561-2564.2005
18. Lewnard JA, Lo NC, Arinaminpathy N, Frost I, Laxminarayan R. Childhood vaccines and antibiotic use in low- and middle-income countries. *Nature*. 2020;581: 94–99. doi:10.1038/s41586-020-2238-4
- 400 19. Yousafzai MT, Karim S, Qureshi S, Kazi M, Memon H, Junejo A, et al. Effectiveness of typhoid conjugate vaccine against culture-confirmed *Salmonella enterica* serotype Typhi in an extensively drug-resistant outbreak setting of Hyderabad, Pakistan: a cohort study. *Lancet Glob Health*. 2021;9: e1154–e1162. doi:10.1016/S2214-109X(21)00255-2
- 405 20. Buckley BS, Henschke N, Bergman H, Skidmore B, Klemm EJ, Villanueva G, et al. Impact of vaccination on antibiotic usage: a systematic review and meta-analysis. *Clin Microbiol Infect*. 2019;25: 1213–1225. doi:10.1016/j.cmi.2019.06.030
21. Birger R, Antillón M, Bilcke J, Dolecek C, Dougan G, Pollard AJ, et al. Estimating the effect of vaccination on antimicrobial-resistant typhoid fever in 73 countries supported by Gavi: a mathematical modelling study. *Lancet Infect Dis*. 2022;22: 679–691. doi:10.1016/S1473-3099(21)00627-7
- 410 22. Andrejko K, Ratnasiri B, Hausdorff WP, Laxminarayan R, Lewnard JA. Antimicrobial resistance in paediatric *Streptococcus pneumoniae* isolates amid global implementation of pneumococcal conjugate vaccines: a systematic review and meta-regression analysis. *Lancet Microbe*. 2021;2: e450–e460. doi:10.1016/S2666-5247(21)00064-1
- 415 23. Fu H, Lewnard JA, Frost I, Laxminarayan R, Arinaminpathy N. Modelling the global burden of drug-resistant tuberculosis avertable by a post-exposure vaccine. *Nat Commun*. 2021;12: 424. doi:10.1038/s41467-020-20731-x
24. Doherty TM, Hausdorff WP, Kristinsson KG. Effect of vaccination on the use of antimicrobial agents: a systematic literature review. *Ann Med*. 2020;52: 283–299. doi:10.1080/07853890.2020.1782460
- 420 25. Holmes AH, Moore LSP, Sundsfjord A, Steinbakk M, Regmi S, Karkey A, et al. Understanding the mechanisms and drivers of antimicrobial resistance. *Lancet*. 2016;387: 176–187. doi:10.1016/S0140-6736(15)00473-0
- 425 26. Brownwright TK, Dodson ZM, van Panhuis WG. Spatial clustering of measles vaccination coverage among children in sub-Saharan Africa. *BMC Public Health*. 2017;17: 957. doi:10.1186/s12889-017-4961-9
27. WHO. Library of AMR national action plans . 2022 [cited 10 May 2022]. Available:

<https://www.who.int/teams/surveillance-prevention-control-AMR/national-action-plan-monitoring-evaluation/library-of-national-action-plans>

430 28. WHO. National Immunization Strategy (NIS). 2021 [cited 10 May 2022]. Available: <https://www.who.int/teams/immunization-vaccines-and-biologicals/vaccine-access/planning-and-financing/nis>

435 29. Hutubessy RCW, Lauer JA, Giersing B, Sim SY, Jit M, Kaslow D, et al. The full value of vaccine assessments (FVVA): A framework to assess and communicate the value of vaccines for investment and introduction decision making. SSRN Journal. 2021. doi:10.2139/ssrn.3841999

30. R Core Team. R: A language and environment for statistical computing. Vienna, Austria: R Foundation for Statistical Computing; 2019.



## Tables

440 **Table 1. Vaccine profiles.** Product characteristics for efficacy and duration of protection for vaccine-derived immunity, and coverage and target population (age of vaccination) for current and future vaccines against bacterial pathogens. The baseline scenario includes 15 pathogens, and the high-potential scenario includes a subset of 7 pathogens.

445 (Bone and joint infections = infections of bones, joints, and related organs; BSI = bloodstream infections; cardiac infections = endocarditis and other cardiac infections; CNS infections = meningitis and other bacterial CNS infections; intra-abdominal infections = peritoneal and intra-abdominal infections; LRI and thorax infections = lower respiratory infections and all related infections in the thorax; bacterial skin infections = bacterial infections of the skin and subcutaneous systems; typhoid, paratyphoid, and iNTS = typhoid fever, paratyphoid fever, and invasive non-typhoidal *Salmonella* spp; UTI = urinary tract infections and pyelonephritis)

Pathogen	Disease presentation	Vaccine			Vaccination scenarios (age of vaccination)		Justification
		Efficacy (%)	Coverage (%)	Duration of protection	Baseline scenario	High-potential scenario	
<i>Acinetobacter baumannii</i> - BSI <sup>†</sup>	BSI	70	70	5 years	6 weeks, elderly age group with highest burden	All age groups	Hypothetical vaccine based on expert opinion
<i>Acinetobacter baumannii</i> - all	All (Bacterial skin infections, BSI, Cardiac infections, LRI and thorax infections, UTI)	70	70	5 years	6 weeks, elderly age group with highest burden	All age groups	Hypothetical vaccine based on expert opinion
<i>Enterococcus faecium</i>	All (Bone and joint infections, BSI, Cardiac infections, Intra-abdominal infections, UTI)	70	70	5 years	6 weeks, elderly age group with highest burden	All age groups	Hypothetical vaccine based on expert opinion
<i>Enterotoxigenic Escherichia coli</i> (ETEC)	Diarrhoea	60	70	5 years	6 months	-	WHO Preferred Product Characteristics & Expert opinion & Advanced candidate
<i>Extraintestinal Pathogenic Escherichia coli</i> (ExPEC) - BSI <sup>†</sup>	BSI	70	70	5 years	6 weeks, elderly age group with highest burden	All age groups	Hypothetical vaccine based on expert opinion

<i>Extraintestinal Pathogenic Escherichia coli</i> (ExPEC) - UTI†	UTI	70	70	5 years	6 weeks, elderly age group with highest burden	All age groups	Hypothetical vaccine based on expert opinion
<i>E. Coli</i> - non diarrheagenic	Bacterial skin infections, bone and joint infections, BSI, cardiac infections, CNS infections, intra-abdominal infections, LRI and thorax infections, and UTI	70	70	5 years	6 weeks, elderly age group with highest burden	All age groups	Hypothetical vaccine based on expert opinion
Group A <i>streptococcus</i> (GAS)	All (Bacterial skin infections, Bone and joint infections, BSI, Cardiac infections)	70	70	5 years	6 weeks	-	WHO Preferred Product Characteristics & Expert opinion
<i>Haemophilus influenzae</i> type B (Hib)	All (CNS infections, LRI and thorax infections)	59; 92; 93 <sup>§</sup> (69 for LRI)	90	5 years	6, 10, 14 weeks	-	Existing vaccine
<i>Klebsiella pneumoniae</i> - BSI	BSI	70	70	6 months	0 weeks (maternal)	-	Hypothetical vaccine based on expert opinion
<i>Klebsiella pneumoniae</i> - all	All (Bacterial skin infections, Bone and joint infections, BSI, Cardiac infections, CNS infections, Intra-abdominal infections, LRI and thorax infections, UTI)	70	70	5 years	6 weeks, elderly age group with highest burden	All age groups	Hypothetical vaccine based on expert opinion
<i>Mycobacterium tuberculosis</i> - M72†	Tuberculosis	50	70	10 years	10 years + boost every 10 years	-	WHO Preferred Product Characteristics & Expert opinion & Advanced candidate
<i>Mycobacterium tuberculosis</i> - Improved	Tuberculosis	80	70	10 years	0 weeks + boost every 10 years	-	WHO Preferred Product Characteristics & Expert opinion

<i>Neisseria gonorrhoeae</i>	Gonorrhoea	70	70	10 years	15 years	-	WHO Preferred Product Characteristics & Expert opinion
non-typhoidal <i>Salmonella</i>	All (BSI, Cardiac infections, Diarrhoea, Typhoid, paratyphoid, and iNTS)	80	70	5 years	6 weeks, 9 months	-	Hypothetical vaccine based on expert opinion
<i>Pseudomonas aeruginosa</i>	BSI, LRI and thorax infections	70	70	5 years	6 weeks, elderly age group with highest burden	All age groups	Hypothetical vaccine based on expert opinion
<i>Salmonella</i> Paratyphi	Typhoid, paratyphoid, and iNTS	70	70	5 years	9 months	-	Hypothetical vaccine based on expert opinion
<i>Salmonella</i> Typhi	All (BSI, Cardiac infections, Typhoid, paratyphoid, and iNTS)	85	70	15 years	9 months	-	Existing vaccine & Expert opinion
<i>Shigella</i>	All (Diarrhoea)	60	70	5 years	6 months	-	WHO Preferred Product Characteristics & Expert opinion & Advanced candidate
<i>Staphylococcus aureus</i>	All (Bacterial skin infections, Bone and joint infections, BSI, Cardiac infections, CNS infections, Intra-abdominal infections, LRI and thorax infections, UTI)	60	70	5 years	6 weeks, elderly age group with highest burden	All age groups	Hypothetical vaccine based on expert opinion
<i>Streptococcus pneumoniae</i>	BSI, CNS infections, Cardiac infections, LRI	29; 58; 58 <sup>s</sup> (27 for LRI)	90	5 years	6, 10, 14 weeks	6, 10, 14 weeks, elderly age group with highest burden	Existing vaccine
<i>Streptococcus pneumoniae</i> - Improved <sup>†</sup>	BSI, CNS infections, Cardiac	70 (50 for	90	5 years	6 weeks	6 weeks, elderly age	Hypothetical vaccine based on expert

	infections, LRI	LRI)				group with highest burden	opinion
--	-----------------	------	--	--	--	---------------------------	---------

450

<sup>†</sup> The effects of these vaccines were not added to the aggregated impact of vaccination on AMR burden by region and by infectious syndrome.

<sup>§</sup> Efficacy corresponding to first, second, and third doses respectively.

**Table 2. Vaccine impact on AMR burden by vaccine profile.** The estimates (median and 95% uncertainty intervals) of the vaccine avertable deaths and DALYs attributable to and associated with bacterial antimicrobial resistance in 2019 were aggregated by vaccine profile for the baseline (Table 2a) and high-potential (Table 2b) scenarios.

(Bone and joint infections = infections of bones, joints, and related organs; BSI = bloodstream infections; cardiac infections = endocarditis and other cardiac infections; CNS infections = meningitis and other bacterial CNS infections; intra-abdominal infections = peritoneal and intra-abdominal infections; LRI and thorax infections = lower respiratory infections and all related infections in the thorax; bacterial skin infections = bacterial infections of the skin and subcutaneous systems; typhoid, paratyphoid, and iNTS = typhoid fever, paratyphoid fever, and invasive non-typhoidal *Salmonella* spp; UTI = urinary tract infections and pyelonephritis)

**Table 2a. Baseline scenario**

Pathogen	Disease presentation	Vaccine avertable deaths		Vaccine avertable DALYs	
		Associated with resistance	Attributable to resistance	Associated with resistance	Attributable to resistance
<i>Acinetobacter baumannii</i> - BSI	BSI	18,060 (13,305 - 25,668)	5,723 (4,142 - 8,442)	504,850 (411,310 - 667,559)	159,560 (123,642 - 211,247)
<i>Acinetobacter baumannii</i> - all	All (Bacterial skin infections, BSI, Cardiac infections, LRI and thorax infections, UTI)	34,327 (28,241 - 43,094)	10,799 (8,651 - 14,129)	1,023,981 (875,469 - 1,219,073)	317,946 (268,359 - 382,502)
<i>Enterococcus faecium</i>	All (Bone and joint infections, BSI, Cardiac infections, Intra-abdominal infections, UTI)	13,933 (12,268 - 16,025)	3,641 (3,094 - 4,469)	414,380 (363,986 - 472,183)	105,353 (91,731 - 121,159)
<i>Enterotoxigenic Escherichia coli</i> (ETEC)	Diarrhoea	2,779 (2,043 - 4,136)	784 (545 - 1,094)	257,376 (181,122 - 366,874)	69,078 (49,462 - 97,560)
<i>Extraintestinal Pathogenic Escherichia coli</i> (ExPEC) - BSI	BSI	15,316 (11,794 - 19,992)	3,938 (3,060 - 5,348)	348,547 (284,583 - 452,346)	89,166 (72,750 - 112,609)
<i>Extraintestinal Pathogenic Escherichia coli</i> (ExPEC) - UTI	UTI	6,727 (5,659 - 7,934)	1,787 (1,469 - 2,172)	140,036 (123,597 - 158,719)	37,240 (31,367 - 43,345)
<i>E. Coli</i> - non diarrheagenic	All (Bacterial skin infections, bone and joint infections, BSI, cardiac infections,	62,424 (56,454 - 68,555)	16,405 (15,090 - 18,344)	2,342,931 (2,112,939 - 2,596,506)	619,287 (558,392 - 687,012)

	CNS infections, intra-abdominal infections, LRI and thorax infections, and UTI)				
Group A <i>streptococcus</i> (GAS)	All (Bacterial skin infections, Bone and joint infections, BSI, Cardiac infections)	792 (643 - 998)	82 ( 55 - 130)	69,213 (55,881 - 87,845)	6,183 (3,872 - 11,337)
<i>Haemophilus influenzae</i> type B (Hib)	All (CNS infections, LRI and thorax infections)	13,027 (11,058 - 15,180)	2,946 (2,412 - 3,622)	1,127,552 (961,297 - 1,347,824)	251,515 (199,906 - 311,346)
<i>Klebsiella pneumoniae</i> - BSI	BSI	27,333 (22,045 - 34,905)	8,116 (6,508 - 10,273)	2,434,932 (1,996,554 - 3,060,924)	714,363 (584,958 - 887,553)
<i>Klebsiella pneumoniae</i> - all	All (Bacterial skin infections, Bone and joint infections, BSI, Cardiac infections, CNS infections, Intra-abdominal infections, LRI and thorax infections, UTI)	64,484 (58,747 - 72,028)	19,397 (16,971 - 21,761)	3,685,059 (3,274,095 - 4,127,836)	1,080,967 (954,038 - 1,225,072)
<i>Mycobacterium tuberculosis</i> - M72	Tuberculosis	70,704 (64,053 - 77,951)	31,040 (26,956 - 37,850)	2,567,640 (2,320,786 - 2,833,586)	1,047,910 (908,019 - 1,230,409)
<i>Mycobacterium tuberculosis</i> - Improved	Tuberculosis	118,316 (107,061 - 130,567)	51,675 (45,223 - 61,401)	4,542,790 (4,143,045 - 5,022,950)	1,860,715 (1,621,063 - 2,160,554)
<i>Neisseria gonorrhoeae</i>	gonorrhoea	NA ( NA - NA)	NA ( NA - NA)	8,917 (6,929 - 11,667)	459 (341 - 596)
non-typhoidal <i>Salmonella</i>	All (BSI, Cardiac infections, Diarrhoea, Typhoid, paratyphoid, and iNTS)	1,820 (1,412 - 2,624)	396 (290 - 618)	178,321 (133,842 - 253,309)	34,794 (24,808 - 52,983)
<i>Pseudomonas aeruginosa</i>	BSI, LRI and thorax infections	20,700 (18,148 - 23,443)	5,314 (4,633 - 6,081)	990,137 (859,997 - 1,120,193)	254,648 (222,548 - 295,151)
<i>Salmonella</i> Paratyphi	Typhoid, paratyphoid, and iNTS	1,463 (853 - 2,793)	301 (149 - 637)	127,891 (74,564 - 224,337)	25,868 (14,388 - 57,005)
<i>Salmonella</i> Typhi	All (BSI, Cardiac infections, Typhoid, paratyphoid, and iNTS)	34,478 (26,029 - 44,037)	6,630 (5,022 - 8,959)	2,799,895 (2,192,814 - 3,598,222)	534,312 (402,760 - 772,211)

<i>Shigella</i>	All (Diarrhoea)	4,133 (2,765 - 6,132)	860 (545 - 1,557)	369,238 (242,138 - 552,960)	76,229 (48,803 - 136,638)
<i>Staphylococcus aureus</i>	All (Bacterial skin infections, Bone and joint infections, BSI, Cardiac infections, CNS infections, Intra-abdominal infections, LRI and thorax infections, UTI)	56,141 (50,768 - 62,454)	13,322 (11,924 - 15,169)	2,544,277 (2,287,576 - 2,854,546)	601,157 (529,162 - 697,354)
<i>Streptococcus pneumoniae</i>	BSI, CNS infections, Cardiac infections, LRI	58,922 (50,170 - 69,048)	12,179 (10,178 - 14,772)	5,138,513 (4,453,672 - 5,943,041)	1,069,634 (892,728 - 1,256,886)
<i>Streptococcus pneumoniae</i> - Improved	BSI, CNS infections, Cardiac infections, LRI	98,987 (86,231 - 115,406)	20,415 (17,330 - 24,803)	8,606,730 (7,457,713 - 9,953,947)	1,781,930 (1,511,883 - 2,089,464)

465 **Table 2b. High-potential scenario**

Pathogen	Disease presentation	Vaccine avertable deaths		Vaccine avertable DALYs	
		Associated with resistance	Attributable to resistance	Associated with resistance	Attributable to resistance
<i>Acinetobacter baumannii</i> - BSI	BSI	116,141 (105,342 - 128,342)	36,641 (33,081 - 41,272)	3,463,881 (3,167,174 - 3,769,823)	1,081,836 (992,261 - 1,201,335)
<i>Acinetobacter baumannii</i> - all	All (Bacterial skin infections, BSI, Cardiac infections, LRI and thorax infections, UTI)	216,584 (201,748 - 231,987)	67,905 (63,384 - 73,535)	6,018,518 (5,653,363 - 6,337,590)	1,854,005 (1,728,332 - 1,985,653)
<i>Enterococcus faecium</i>	All (Bone and joint infections, BSI, Cardiac infections, Intra-abdominal infections, UTI)	100,814 (95,339 - 105,798)	26,342 (24,611 - 28,209)	2,727,684 (2,594,918 - 2,873,565)	699,956 (657,337 - 742,297)
<i>Extraintestinal Pathogenic Escherichia coli</i> (ExPEC) - BSI	BSI	103,016 (93,650 - 114,889)	26,551 (24,078 - 29,292)	2,664,329 (2,471,634 - 2,888,329)	698,896 (646,274 - 764,365)
<i>Extraintestinal Pathogenic Escherichia coli</i> (ExPEC) - UTI	UTI	49,669 (46,732 - 52,824)	13,003 (12,189 - 13,885)	1,079,376 (1,029,529 - 1,140,334)	287,866 (271,982 - 306,681)

<i>E. coli</i> - non-diarrhogenic	Bacterial skin infections, bone and joint infections, BSI, cardiac infections, CNS infections, intra-abdominal infections, LRI and thorax infections, and UTI	389,043 (373,393 - 404,859)	102,352 (97,917 - 106,919)	12,648,212 (12,044,182 - 13,489,274)	3,375,286 (3,163,077 - 3,641,542)
<i>Klebsiella pneumoniae</i> - all	All (Bacterial skin infections, Bone and joint infections, BSI, Cardiac infections, CNS infections, Intra-abdominal infections, LRI and thorax infections, UTI)	321,242 (308,878 - 335,698)	97,026 (92,013 - 102,088)	13,709,546 (12,834,241 - 14,723,484)	4,068,201 (3,801,569 - 4,425,285)
<i>Pseudomonas aeruginosa</i>	BSI, LRI and thorax infections	118,966 (113,054 - 125,950)	30,495 (28,728 - 32,634)	4,821,442 (4,495,854 - 5,257,746)	1,237,497 (1,149,086 - 1,347,794)
<i>Staphylococcus aureus</i>	All (Bacterial skin infections, Bone and joint infections, BSI, Cardiac infections, CNS infections, Intra-abdominal infections, LRI and thorax infections, UTI)	319,112 (307,397 - 331,431)	76,796 (73,583 - 80,782)	10,579,419 (10,085,244 - 11,164,417)	2,499,704 (2,357,371 - 2,664,681)
<i>Streptococcus pneumoniae</i>	BSI, CNS infections, Cardiac infections, LRI	71,343 (62,610 - 81,314)	14,728 (12,661 - 17,487)	5,324,115 (4,648,050 - 6,118,739)	1,107,245 (930,760 - 1,296,970)
<i>Streptococcus pneumoniae</i> - Improved	BSI, CNS infections, Cardiac infections, LRI	118,645 (103,983 - 135,056)	24,471 (20,943 - 28,957)	8,980,361 (7,882,947 - 10,255,670)	1,848,190 (1,559,623 - 2,190,715)



**Table 3. Vaccine avertable AMR burden globally and by WHO region.** The estimates (median and 95% uncertainty intervals) for vaccine avertable disease burden attributable to and associated with bacterial AMR in 2019 is presented in terms of deaths and DALYs avertable by vaccination in the baseline scenario.

WHO region	Vaccine avertable deaths		Vaccine avertable DALYs	
	Associated with resistance	Attributable to resistance	Associated with resistance	Attributable to resistance
Africa	166,105 (154,785 - 180,343)	44,745 (40,658 - 49,196)	12,311,693 (11,333,145 - 13,343,956)	3,092,513 (2,783,222 - 3,396,579)
Americas	32,901 (30,020 - 35,892)	8,824 (7,949 - 9,939)	1,153,608 (1,062,629 - 1,250,636)	295,226 (269,907 - 321,201)
Eastern Mediterranean	61,060 (56,445 - 66,784)	18,105 (16,426 - 20,194)	4,100,742 (3,742,727 - 4,559,594)	1,133,518 (1,023,025 - 1,258,309)
Europe	32,218 (29,145 - 37,168)	9,721 (8,646 - 11,126)	944,991 (875,082 - 1,031,180)	291,308 (265,281 - 325,272)
South-East Asia	162,699 (147,461 - 179,566)	54,989 (47,336 - 64,667)	7,523,796 (6,770,514 - 8,458,311)	2,289,200 (2,014,438 - 2,684,501)
Western Pacific	58,701 (52,392 - 67,736)	16,569 (14,593 - 19,491)	1,933,726 (1,778,575 - 2,113,470)	508,474 (466,317 - 566,236)
<b>Global</b>	<b>514,631 (491,550 - 540,336)</b>	<b>153,009 (144,253 - 165,008)</b>	<b>27,978,617 (26,626,506 - 29,377,853)</b>	<b>7,620,837 (7,133,393 - 8,046,001)</b>

## 475 Figures

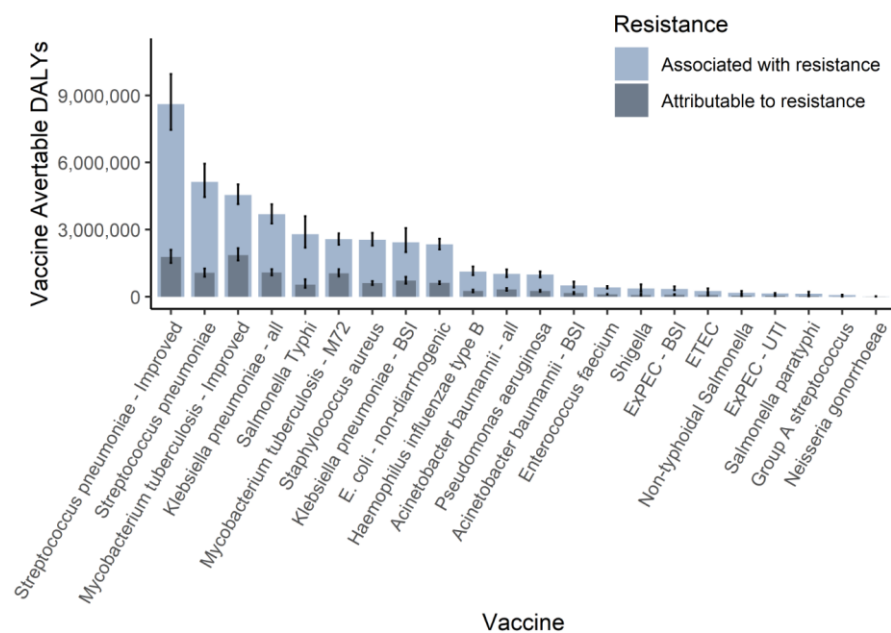
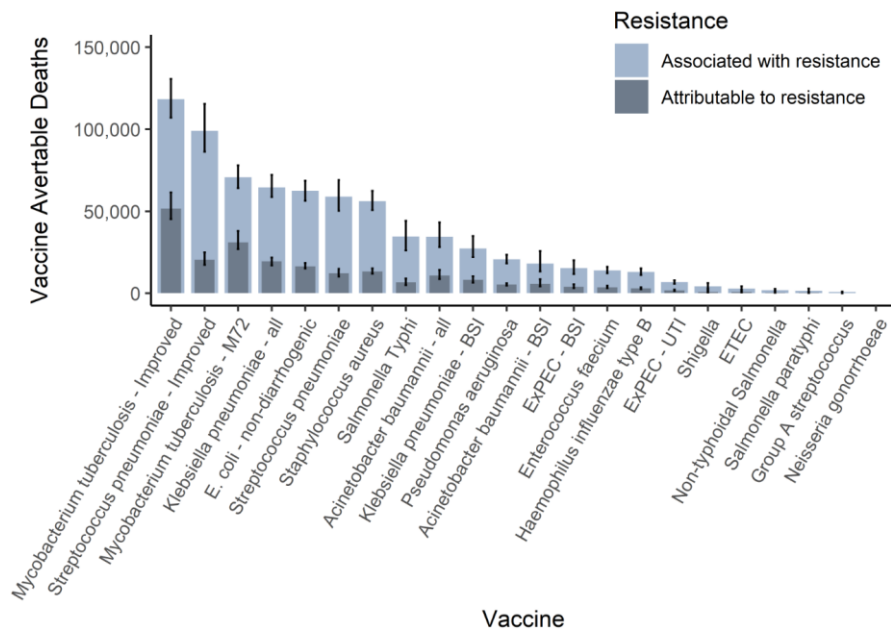
**Figure 1. Vaccine impact on AMR burden by pathogen, infectious syndrome, and region.**

**Figure 1a. Vaccine impact on AMR burden by pathogen-specific vaccine profile.** The estimates

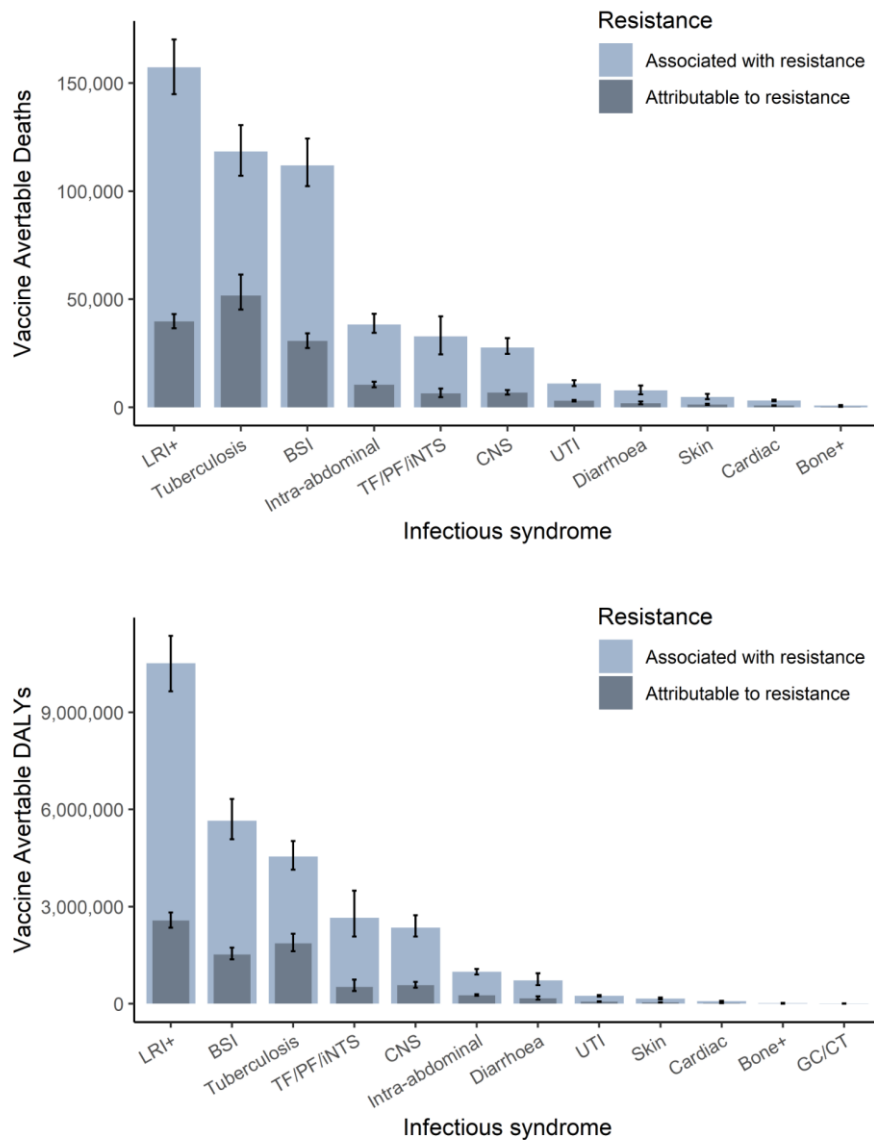
(median and 95% uncertainty intervals) of the vaccine avertable deaths attributable to and

associated with bacterial antimicrobial resistance in 2019 were aggregated by vaccine profile in the

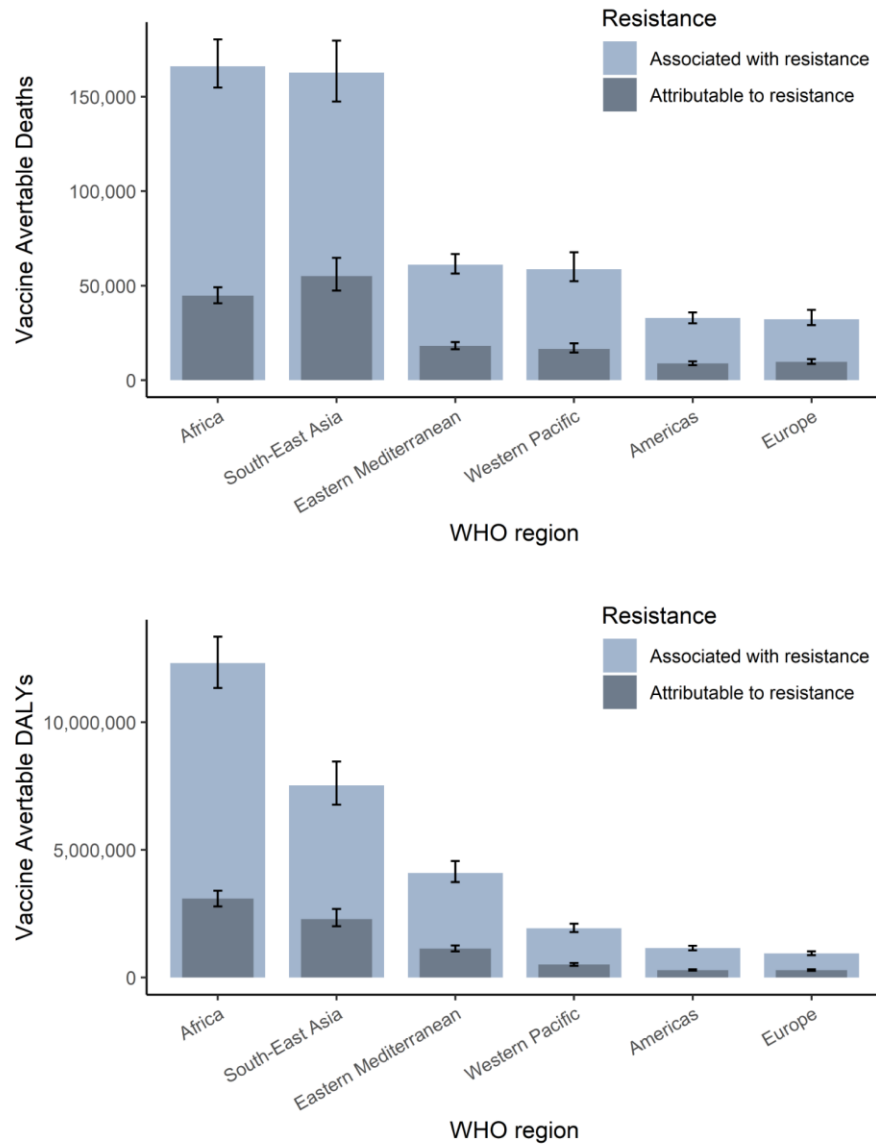
480 baseline scenario.



**Figure 1b. Vaccine impact on AMR burden by infectious syndrome.** The estimates (median and 95% uncertainty intervals) of the vaccine avertable deaths attributable to and associated with bacterial antimicrobial resistance in 2019 were aggregated by infectious syndrome in the baseline scenario. (Bone+ = infections of bones, joints, and related organs; BSI = bloodstream infections; cardiac = endocarditis and other cardiac infections; CNS = meningitis and other bacterial CNS infections; intra-abdominal = peritoneal and intra-abdominal infections; LRI+ = lower respiratory infections and all related infections in the thorax; skin = bacterial infections of the skin and subcutaneous systems; TF–PF–iNTS = typhoid fever, paratyphoid fever, and invasive non-typhoidal *Salmonella* spp; UTI = urinary tract infections and pyelonephritis)

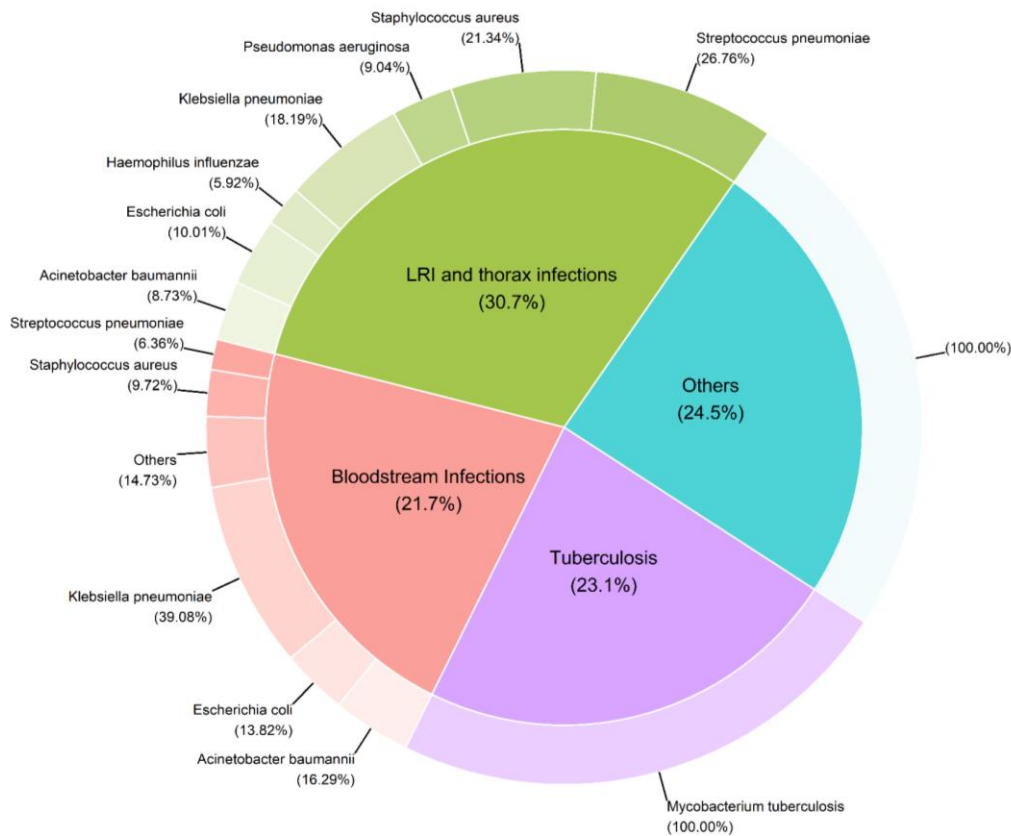


495 **Figure 1c. Vaccine impact on AMR burden by WHO region.** The estimates (median and 95% uncertainty intervals) of the vaccine avertable deaths attributable to and associated with bacterial antimicrobial resistance in 2019 were aggregated by WHO region in the baseline scenario.



500

**Figure 2. Vaccine avertable AMR burden by infectious syndrome and pathogen.** Vaccine avertable deaths associated with AMR by infectious syndrome and pathogen in the baseline scenario. (“Others” include infections of bones, joints, and related organs, bloodstream infections, endocarditis and other cardiac infections, meningitis and other bacterial CNS infections, peritoneal and intra-abdominal infections, lower respiratory infections and all related infections in the thorax, bacterial infections of the skin and subcutaneous systems, typhoid fever, paratyphoid fever, and invasive non-typhoidal Salmonella spp, and urinary tract infections and pyelonephritis)



505

## Appendix

### A1. Additional details of the modelling process

#### Estimating vaccine-avertable AMR burden of the target age group

510 The AMR burden data from the Global Research on Antimicrobial Resistance (GRAM) project was  
disaggregated by age and included the following categories – early neonatal (first week after birth),  
late neonatal (2-4 weeks of age), postneonatal (5 weeks to under 1-year of age), 1-4 years, 4-9 years,  
... , 90-94 years, and 95 years and beyond. We estimated the reduction in AMR burden in direct  
515 proportion to efficacy, coverage, target population for protection, and duration of protection of  
existing and potential future vaccines. We considered that immunised individuals would gain  
vaccine-derived immunity two weeks post-vaccination.

#### Estimating pre-vaccination burden for pathogens with existing vaccines

For the existing Hib and pneumococcal conjugate vaccines (PCVs), we estimated the pre-vaccination  
(i.e., no vaccination) burden associated and attributable to AMR in 2019 using the estimates of  
520 efficacy and coverage in 2019. We used the vaccine coverage for Hib and PCV from WHO/UNICEF  
Estimates of National Immunization Coverage (WUENIC) [1] and demography data from the United  
Nations World Population Prospects (UNWPP) [2] to estimate the vaccine coverage at the regional  
level. We used the vaccine efficacy estimates for the first dose, second dose, and third doses  
525 scheduled at 6, 10, and 14 weeks for the Hib [3,4] and PCV vaccines [5,6]. By applying the vaccine  
efficacies and regional coverage to the AMR burden data in 2019, we estimated the increase in AMR  
burden for the counterfactual scenario of no vaccination in direct proportion to efficacy, coverage,  
target population for protection, and duration of protection. The global and regional coverage of  
typhoid conjugate vaccine and the post-vaccination impact was minimal in 2019 [7] and thereby did  
not warrant additional estimation for the counterfactual scenario of no vaccination.

530 The GRAM project estimates of AMR burden for *H. influenzae* were not stratified by serotypes. *H.*  
*influenzae* serotype b (Hib) was responsible for around 95% of all invasive *H. influenzae* disease  
burden among children younger than 5 years of age before the introduction of vaccines [8]. By  
applying the 95% Hib proportion to the total *H. influenzae* burden in the counterfactual scenario of  
no vaccination, we estimated the vaccine-preventable proportion of Hib-specific AMR burden of the  
535 total *H. influenzae* AMR burden in 2019.

#### Disease type specification of the AMR burden

The GRAM project's AMR burden estimations do not differentiate between *Escherichia coli* strains.  
Instead, the AMR burden estimates were stratified by symptoms. Since enterotoxigenic *E. coli* (ETEC)  
and enteropathogenic *E. coli* (EPEC) are the two major *E. coli* strains that cause diarrhoea, we  
540 calculated the proportional contribution of ETEC to the AMR burden due to *E. coli* causing diarrhoea  
and then estimated the impact of the ETEC vaccine on reducing this burden (43.97%).

### Estimating the aggregated vaccine avertable burden

To estimate the aggregate estimates on the impact of the vaccines by region and by infectious syndrome, we estimated the impact of all listed vaccines as long as the effects do not overlap to avoid double counting. When there were multiple vaccines which target the same disease, infectious syndrome, and age, we chose the vaccines with greater efficacy for these estimates. However, for vaccines against *Streptococcus pneumoniae*, we used the efficacy of the existing vaccine with increased coverage that met the strategic priority on coverage and equity of Immunisation Agenda 2030.

### 550 Scenarios for vaccine avertable AMR burden

We estimated vaccine avertable AMR burden for baseline and high-potential scenarios. We recognise that the high-potential scenario is optimistic given the unanswered questions about the feasibility of producing vaccines with long-term immunity and timely delivery to populations at risk, such as patients in hospitals undergoing elective surgeries. We included the high-potential scenario to highlight the potential impact vaccines could have if challenges around vaccine development and delivery were to be resolved.

### Uncertainty analysis

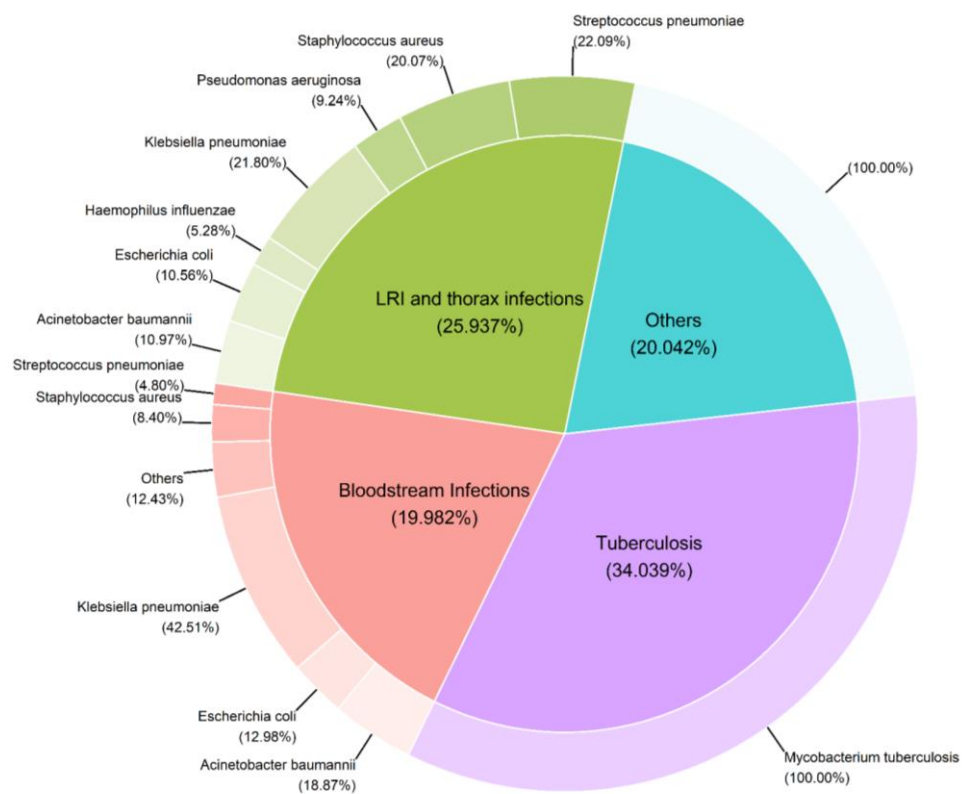
Our estimations account for the uncertainties around AMR burden, efficacy, and coverage. Based on data examination, we applied the lognormal distribution to the mean, the 2.5th and 97.5th percentiles of the AMR burden to generate the randomly drawn values. For vaccine efficacy and coverage, we used the truncated normal distribution. For hypothetical vaccines, we applied  $\pm 20\%$  to the vaccine efficacy and coverage on the vaccine profile. For existing vaccines, we used confidence intervals of the vaccine efficacy from studies and applied  $\pm 5\%$  to vaccine coverage (that is, coverage of existing vaccines increased in order to meet the strategic priority on coverage and equity of Immunisation Agenda 2030). When estimating the impact of the existing vaccines with current coverage (that is, based on WUENIC estimates), we only included the uncertainty in efficacy as we used the point estimates of actual coverage.

### Data availability and code repository

We conducted our analysis using the R programming language for statistical computing [28], and the repository for the data and software code of this modelling study are publicly accessible at [https://github.com/vaccine-impact/vaccine\\_amr](https://github.com/vaccine-impact/vaccine_amr).

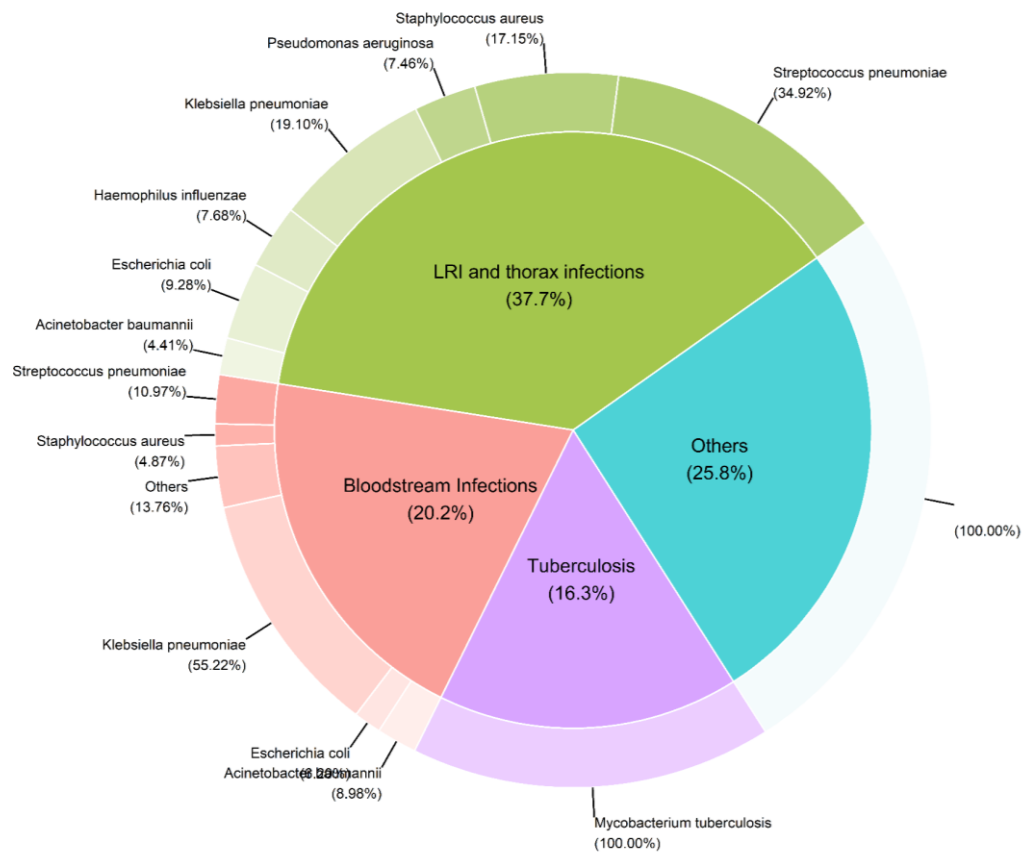
**Figure A1. Vaccine avertable AMR burden by infectious syndrome and pathogen.** Vaccine avertable AMR burden (deaths and DALYs averted) by infectious syndrome and pathogen in the baseline scenario. (A) Vaccine avertable deaths attributable to AMR by infectious syndrome and pathogen. 575 (B) Vaccine avertable DALYs associated with AMR by infectious syndrome and pathogen. (C) Vaccine avertable DALYs attributable to AMR by infectious syndrome and pathogen.

**(A)**



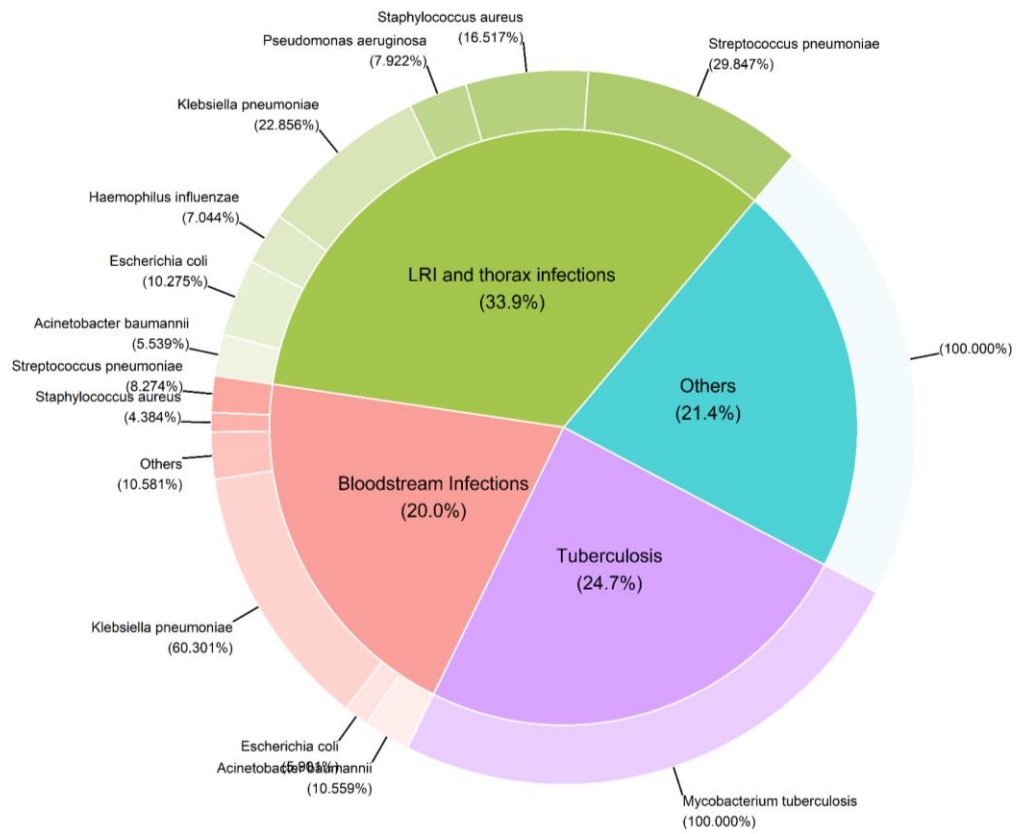


(B)



580

(C)



## Bibliography (for appendix)

- 585 1. WHO, UNICEF. WUENIC (WHO/UNICEF Estimates of National Immunization Coverage) estimates - Vaccines monitoring system 2019 Global Summary Reference Time Series. 2019 [cited 19 Apr 2020]. Available: [https://apps.who.int/immunization\\_monitoring/globalsummary/timeseries/tswucoveredtp3.html](https://apps.who.int/immunization_monitoring/globalsummary/timeseries/tswucoveredtp3.html)
- 590 2. United Nations. World Population Prospects 2019, United Nations Department of Economic and Social Affairs Population Division. 2019 [cited 18 Nov 2019]. Available: <https://population.un.org/wpp/>
- 595 3. Griffiths UK, Clark A, Gessner B, Miners A, Sanderson C, Sedyaningsih ER, et al. Dose-specific efficacy of Haemophilus influenzae type b conjugate vaccines: a systematic review and meta-analysis of controlled clinical trials. *Epidemiol Infect.* 2012;140: 1343–1355. doi:10.1017/S0950268812000957
- 600 4. Obonyo CO, Lau J. Efficacy of Haemophilus influenzae type b vaccination of children: a meta-analysis. *Eur J Clin Microbiol Infect Dis.* 2006;25: 90–97. doi:10.1007/s10096-006-0092-4
- 600 5. Lucero MG, Dulalia VE, Nillos LT, Williams G, Parreño RAN, Nohynek H, et al. Pneumococcal conjugate vaccines for preventing vaccine-type invasive pneumococcal disease and X-ray defined pneumonia in children less than two years of age. *Cochrane Database Syst Rev.* 2009; CD004977. doi:10.1002/14651858.CD004977.pub2
- 605 6. Mahon BE, Hsu K, Karumuri S, Kaplan SL, Mason EO, Pelton SI, et al. Effectiveness of abbreviated and delayed 7-valent pneumococcal conjugate vaccine dosing regimens. *Vaccine.* 2006;24: 2514–2520. doi:10.1016/j.vaccine.2005.12.025
- 605 7. Neuzil KM, Pollard AJ, Marfin AA. Introduction of typhoid conjugate vaccines in Africa and Asia. *Clin Infect Dis.* 2019;68: S27–S30. doi:10.1093/cid/ciy878
- 610 8. WHO. Immunological Basis for Immunization Series: Module 9: Haemophilus influenzae type b. 2007 [cited 22 Apr 2022]. Available: <https://www.who.int/publications/i/item/who-immunological-basis-for-immunization-series-module-9-haemophilus-influenzae-type-b>