

1 **Mortality among healthcare workers in Indonesia during 18 months of COVID-19**

2 Lenny L. Ekawati^{1,2,3}, Ahmad Arif³, Irma Hidayana^{3,4}, Ahmad Nurhasim⁵, M. Zakiyuddin Munziri³,
3 Karina D. Lestari¹, Amanda Tan³, Firdaus Ferdiansyah³, Fikry Nashiruddin³, Qorinah E.S.
4 Adnani⁶, Halik Malik⁷, Tri Maharani⁸, Andy Riza³, Monalisa Pasaribu³, Khairul Abidin³, Adhi A.
5 Andrianto¹, Nursalam^{9,10}, A.V. Sri Suhardiningsih⁹, Ade Jubaedah¹¹, N.S. Widodo¹², Henry
6 Surendra¹, Herawati Sudoyo¹³, Adrian D. Smith¹⁴, Philip Kreager¹⁵, J. Kevin Baird^{1,2}, Iqbal R.F.
7 Elyazar¹.

8
9 **1** Eijkman-Oxford Clinical Research Unit (EOCRU), Jakarta, Indonesia. **2** Nuffield Department of
10 Medicine, University of Oxford, United Kingdom. **3** LaporCOVID-19, Jakarta, Indonesia. **4** St.
11 Lawrence University, U.S.A. **5** The Conversation, Jakarta, Indonesia. **6** Faculty of Medicine,
12 Padjadjaran University, Bandung, Indonesia. **7** Indonesian Doctor Association, Jakarta,
13 Indonesia. **8** National Institute of Health Research and Development, Ministry of Health, the
14 Republic of Indonesia, Jakarta, Indonesia. **9** Indonesia National Nurses Association of East Java
15 Province, Surabaya, Indonesia. **10** Faculty of Nursing, Airlangga University, Surabaya, Indonesia.
16 **11** Indonesian Midwives Association, Jakarta, Indonesia. **12** Association of Indonesian Medical
17 Laboratory Technologist, Jakarta, Indonesia. **13** Mochtar Riady Institute for Nanotechnology,
18 Banten, Indonesia. **14** Nuffield Department of Population Health, University of Oxford, Oxford,
19 United Kingdom. **15** Institute of Human Sciences, University of Oxford, Oxford, United Kingdom.

21 **Email addresses:**

22 Lenny L. Ekawati: lekawati@eocru.org or lenny.ekawati@ndm.ox.ac.uk

23 Ahmad Arif: aikkompas@gmail.com

24 Irma Hidayana: nggirma@yahoo.com

25 Ahmad Nurhasim: ahmad.nurhasim@theconversation.com

26 M. Zakiyuddin Munziri: zakiyuddinmunziri@gmail.com

- 27 Karina D. Lestari: kdlestari@eocru.org
- 28 Amanda Tan: amandatantan1995@gmail.com
- 29 Firdaus Ferdiansyah: firdausferdi1810@student.uns.ac.id
- 30 Fikry Nashiruddin: fikrynashiruddin@gmail.com
- 31 Qorinah E.S. Adnani: gorinah.adnani@unpad.ac.id
- 32 Halik Malik: ahalikmalik@gmail.com
- 33 Tri Maharani: hanarani_71@yahoo.com
- 34 Andy Riza: andyrizasite@gmail.com
- 35 Monalisa Pasaribu: monet.pasaribu@gmail.com
- 36 Khairul Abidin: khairulabidin119@gmail.com
- 37 Adhi A. Andrianto: aandrianto@eocru.org
- 38 Nursalam Nursalam: nursalam@fkp.unair.ac.id
- 39 A.V. Sri Suhardiningsih: aves0705@yahoo.co.id
- 40 Ade Jubaedah: bd.adejubaedah@gmail.com
- 41 N.S. Widodo: ketum.patelki@gmail.com
- 42 Henry Surendra: hsurendra@eocru.org
- 43 Herawati Sudoyo: herawatisudoyo@mrinstitute.org
- 44 Adrian D. Smith: adrian.smith@dph.ox.ac.uk
- 45 Philip Kreager: philip.kreager@ihs.ox.ac.uk
- 46 J. Kevin Baird: kevin.baird@ndm.ox.ac.uk
- 47 Iqbal R.F. Elyazar: iqbal.elyazar@gmail.com
- 48
- 49 *lekawati@eocru.org

50 **Abstract**

51 The impact of SARS-CoV-2 infections upon Indonesian health care workers (HCWs) remains
52 unclear, as mortality data specific to HCWs is not systematically collected or analyzed in this
53 setting. This report describes findings from a systematic collation, abstraction and analysis of
54 HCW fatalities during the first 18 months of COVID-19 in Indonesia. HCW who died during the
55 period of March 2020 to July 2021 across Indonesia were identified on *Pusara Digital*, a
56 community web-based digital cemetery database dedicated to HCW. We calculated mortality
57 rates and death risk ratio among HCWs and the general population. Qualitative methods explored
58 concerns regarding mortality among HCWs. The analysis suggests that at least 1,545 HCWs died
59 during the study period. The death of males and females HCWs were almost equally distributed
60 (51% vs. 49%). Most were medical doctors and specialists (535, 35%), nurses (428, 28%), and
61 midwives (359, 23%). Deaths most frequently occurred in the age group of 40 to 59 years old with
62 the median age of 50 years (IQR: 39-59). At least 322 (21%) deaths occurred with pre-existing
63 conditions, including 45 who were pregnant. We estimated a minimal HCW mortality rate in
64 Indonesia at 1.707 deaths per 1000 HCW during the first 18 months of COVID-19. Provincial
65 HCW mortality rates ranged from 0.136 (West Sulawesi) to 5.32 HCW deaths per 1000 HCWs
66 (East Java). HCW had a significantly higher mortality rate than the general population (RR = 4.92,
67 95% CI 4.67 – 5.17). The COVID-19 event in Indonesia resulted in the loss of many hundreds of
68 HCWs, most of them being senior physicians, nurses, and midwives. The HCW death rates is 5-
69 times higher than everyone else. The sheer sparseness of the workforce requires more protective
70 steps and a national systematic surveillance of occupational mortality is urgently needed in this
71 setting.

72

73 **Keywords:** COVID-19, mortality, healthcare workers, resilience, digital cemetery.

74

75 **Introduction**

76 The disease resulting from nearly 500 million confirmed SARS-CoV-2 infections (COVID-19) had
77 caused approximately 6 million deaths globally [1]. Healthcare workers (HCWs) serving these
78 patients are at high risk of becoming infected [2, 3]. In the early months of the COVID-19
79 pandemic, a survey of morbidity and mortality on HCWs in 130 countries counted hundreds of
80 deaths [4]. After 18 months, among 135 million HCWs, World Health Organization (WHO)
81 estimated at least 115,000 (range: 80,000 – 180,000) HCWs died as a consequence of SARS-
82 CoV-2 infection [5].

83 The first cluster of SARS-CoV-2 infections in Indonesia was detected in early March 2020
84 [6]. Later in mid-2021, the Delta variant of SARS-CoV-2 dominated the surge [7, 8], and
85 overwhelmed hospital capacities across Indonesia [8]. The surge in Delta variant cases prompted
86 stricter emergency restrictions on people's movement and gathering [9]. SARS-CoV-2 test
87 positivity rates during this crisis period approached 40% [9]. The rapid rise of hospitalizations,
88 emergency care units, scarcity of supplies, and ICU bed needs outstripping availability have
89 caused HCW anxiety and exhaustion [10].

90 The high proportion of COVID-19 cases among HCWs working in patient ward was
91 identified [11, 12], and their risk of contracting COVID-19 is higher than the general population
92 [13]. Logic evidence informs safe standard operating procedures (SOPs) in healthcare settings
93 [14], personal protective equipment (PPE) inspection, and HCWs practice review are critically
94 important to avoid negligence in caring for infectious COVID-19 patients [15-17]. Inadequate PPE,
95 or being unfamiliar with wearing it has contributed to a substantially elevated risk of COVID-19
96 compared to other groups not working in a hospital setting [18-20]. Working environment, type of
97 occupation, length of exposure with COVID-19 patients, and testing availability have been
98 identified as factors associated with SARS-CoV-2 infection among HCWs [20-23].

99 Heavy burden in managing COVID-19 patients may lead to emotional exhaustion and
100 jeopardize professional efficacy [24]. However, a manageable working schedule, mental health,

101 psychosocial support, remuneration and incentives are required for HCWs' welfare [25-27]. Safety
102 issues and high protective working conditions for pregnant HCWs and those with higher
103 vulnerability due to age, ethnicity, social determinants, or underlying conditions should be
104 implemented and carefully monitored [28].

105 The Indonesian Digital Cemetery (*Pusara Digital*; <https://nakes.laporcovid19.org/>) by far is
106 the most comprehensive source of data on HCW mortality in Indonesia. *Pusara Digital* received
107 and recorded mortality data as both public service and memorial to those lives lost in humanitarian
108 service. The study represents an effort to utilize that resource and provides a descriptive analysis
109 of mortality due to COVID-19 among HCWs during 2020-2021. This report derives a systematic
110 quantitative estimate of COVID-19 mortality among HCWs in Indonesia, and its comparison with
111 general population. We qualitatively explore family, friends, and colleagues' concerns regarding
112 their loss.

113

114 **Methods**

115 **Source of routine information**

116 The daily verified COVID-19 confirmed cases and death data from 34 provinces were available
117 on the government website, managed by the Center of Health Data of the Indonesian Ministry of
118 Health (MoH) [29]. The research team extracted the daily provincial-level aggregated data
119 recorded between March 2020 and July 2021, then entered the extracted data into an Excel
120 database. The number of population and the number of HCW by provinces were extracted from
121 the 2020 Indonesia Annual Health Profile [30].

122

123 **Collection of demographic and health information for HCW deaths**

124 The research team downloaded HCW mortality data from Pusara Digital, a web-based digital
125 cemetery database dedicated to HCW's. The platform is operated by LaporCOVID-19, a
126 registered not-for-profit organization established in March 2020, by public health experts,

127 scientists, journalists, and social activists committed to the evidence-based and unbiased
128 characterization of the social economic, and health impacts of COVID-19 on the Indonesian
129 people.

130 LaporCOVID-19 organized 35 volunteers to manage *Pusara Digital* website in September
131 2020 and has undertaken two methods of HCW mortality data searching. First, the volunteers
132 looked for daily obituaries on online news and social media (Twitter, Facebook, Instagram).
133 Second, they received data from professional medical and health associations: Association of
134 Indonesian Medical Doctors (*Ikatan Dokter Indonesia; IDI*); National Association of Nurses
135 (*Persatuan Perawat Nasional Indonesia, PPN*); Association of Midwives (*Ikatan Bidan Indonesia,*
136 *IBI*); and Association of Medical Laboratory Technologists (*Persatuan Ahli Teknologi*
137 *Laboratorium Kesehatan Indonesia, PATELKI*). From those sources, the volunteers curated
138 essential variables and organized testimonials from surviving family and colleagues that were
139 sent to the website.

140 Data were entered into an Excel database with limited access and password protected
141 facility. The variables consisted of full name, title, age, gender, education, healthcare work type,
142 work setting, latitude and longitude of district/city, underlying health condition, date of birth and
143 death, and COVID-19 diagnostic status (suspect, probable, or confirmed) defined by the
144 Indonesian MoH [31]. All individual information of the deceased is treated as confidential. After
145 January 2021, when the government of Indonesia rolled out the COVID-19 vaccination, the team
146 sought and recorded the official vaccination status of each deceased (dates and type of
147 vaccination by, and vaccine's name). HCWs were afforded top priority in that roll out scheme [32].

148

149 **Assembling community narratives relating to HCW death**

150 *Pusara Digital* generates obituaries on the website along with dedicated space to enable
151 testimonial submissions. This feature allows families, friends, and communities to write
152 testimonials and commemorate HCWs under their obituary and in the front page of the website.

153 Submitted testimonials from the community, colleagues, and family of the deceased serve as an
154 open-source data for verification, corrections, and revisions, which enable us to verify the
155 information on the website. The system records name, phone number, submission date and
156 acceptance, content, and the designated HCWs. The team extracted over 2,600 records of
157 unstructured notes and comments from September 2020 to July 2021.

158

159 **Statistical analysis**

160 HCW mortality frequency was cross-tabulated by geography, gender, age, occupational type,
161 working place, COVID-19 status, COVID-19 patient care, and vaccination status. We calculated
162 mortality rate of the general population by dividing the number of reported deaths by the
163 population at risk during pandemic. HCW mortality rate was calculated by dividing the number of
164 HCW reported deaths and the number of HCW at risk during pandemic. The number of population
165 and the number of HCW by provinces were extracted from the 2020 Indonesia Annual Health
166 Profile [30].

167 We computed the death risk ratio to quantify the likelihood of the death for HCW group
168 against the risk of death in the general population. A 95% confidence interval of risk ratio was
169 calculated using the log-transformation method. Mortality rate and risk ratio analysis was carried
170 out at provincial, island, and national level over time. The statistical correlation between HCW
171 mortality rate and the general population mortality rate was calculated using Spearman's rank
172 correlation and p -value = 0.05 as a threshold of statistical significance. Data were analyzed using
173 Stata statistical version 12 (StataCorp, College Station, TX, USA). Mapping of provincial mortality
174 rates used QGIS mapping software version 3.16.6 [33].

175

176 **Qualitative analysis**

177 Content analysis was applied to qualitatively explore people's concerns regarding HCW mortality
178 [34, 35]. This method quantitatively summarizes the narrative responses from key categories [36-

179 38], such as groups of senders (families, colleagues, former patients, teachers/students, or
180 community) and content of the testimonials (personals, professionals or both). The concept unit
181 of analysis refers to the submitted written texts, which were divided into smaller units and coded
182 [39, 40].

183 The method of Graneheim and Lundman [40] was applied for validation and consistency.
184 Further, a manifest analysis was performed to describe what the commentators mentioned
185 regarding the loss of HCWs' life. This type of analysis solely relies on the words to illustrate the
186 visible and obvious meaning of the messages [38, 39]. Content analysis allows any number of
187 informants or written text to be explored [41]. Coding and analysis were conducted by using NVivo
188 version 12 (QSR International Pty Ltd, released in 2018).

189

190 **Ethical approval**

191 This study was approved by the Health Research Ethics Committee of the National
192 Institute of Health Research and Development, Ministry of Health, Republic of Indonesia
193 (LB.02.01/2/KE/620/2020).

194

195 **Results**

196 **HCWs mortality**

197 *Pusara Digital* documented 1,545 known HCW deaths during the first 18 months of COVID-19
198 pandemics (Table 1). The deaths between males and females slightly differed (51% vs 49%). The
199 median age among lost HCWs was 50 years (IQR: 39-59 years). The largest age group was 50–
200 59-year-olds (287 individuals, 19%), followed by HCWs less than 40 years old, 40–49-year-olds
201 (223 individuals, 14%), and 30-39 years old (185 individuals, 12%).

202 Among 1,545 HCW deaths, 535 (35%) were general practitioners and specialized medical
203 practitioners, 428 (28%) nurses, 359 (23%) midwives, 50 (3%) pharmacists, 49 (3%) medical
204 laboratory technologists, 36 (2%) dentists and others (Table 1). There were 1,443 (93%) HCWs

205 deaths with confirmed positive COVID-19, while the remaining 102 (7%) were probable COVID-
206 19 deaths. Underlying health conditions were recorded in 277 (18%) HCWs, including diabetes
207 mellitus (45%), hypertension (11%), cardiac disease (9%), asthma (6%), cancers (3%), and
208 obesity (3%). Among those with comorbidities, just one occurred among 189 (62%) deceased of
209 HCWs, while two combinations of comorbid, and more were revealed from 67 (24%) and 21 (8%)
210 HCWs, respectively.

211 Forty-five female HCWs (5.9%) were known to have been pregnant prior to death. Sixteen
212 delivered preterm infants immediately prior to death, and 29 died while pregnant. Among them,
213 nine (18%) died before the vaccination program was launched, while 35 (78%) HCWs were not
214 received the vaccine [42] (range time of death: March 19 to July 30, 2021). Only one pregnant
215 HCW who died in May 2021 had received her first dose.

216 All settings of healthcare delivery were represented in this study: hospitals (670, 43%),
217 primary health centers (344, 22%), private practices and health clinics (170, 11%), health and
218 medical school (75, 5%), and others (286, 19%). Approximately 39.9% of the deceased were
219 directly involved in routine COVID-19 patient management, whereas over half of them may have
220 been occasionally on the COVID-19 wards (27.6%) or were not assigned (32.5%) in the COVID-
221 19 ward.

222 The first HCW deaths were recorded on 12th March 2020, just 10 days after Indonesia's first
223 confirmed COVID-19 case cluster was detected. Figure 1C illustrates the number of daily deaths
224 among HCWs. The highest daily death occurred on December 18, 2020 (11) and January 6, 2021
225 (10), with the average death per day was five HCWs (range: 0-11 individuals). Starting the last
226 days of February 2021, the number of late HCW steeply plummeted and continued to decline until
227 May 2021 with a total of 25 deaths. Nonetheless, dramatic leaps occurred from mid-June to July
228 2021, when the highest daily fallen HCWs accounted for 14 individuals on June 24, 2021 and 26
229 individuals on July 8, 2021. The average death per day was 10 HCWs, ranging from 0-26
230 individuals.

231 Vaccination campaign for health care workers initiated since mid of January 2021. A month
232 later, the MoH claimed that 85% of targeted HCWs were vaccinated except those with comorbid
233 or pregnant [43, 44]. *Pusara Digital* recorded HCW deaths prior to the launch of the vaccination
234 program accounting for over a third of total HCW deaths (Table 1). We were only able to obtain
235 the vaccination status of 116 (7.5%) HCWs because vaccination status for nearly half of the
236 deceased was not available publicly. Among the available data, 54 (12%) involved with COVID-
237 19 patient care and had an underlying health condition.

238

239 **Mortality rate of HCW population and the general population**

240 The number of daily new infections first peaked at just under 15,000 during early 2021 (Figure
241 1A), then steadily declined and leveled at about 6,000 until June 2020. Thereafter, a very
242 substantial surge occurred, peaking at 56,575 cases on 15 July 2021. COVID-19 caused a 10-
243 fold surge in mortality attributable to COVID-19 (2069 deaths on 27 July 2021 vs. typically <200
244 daily since early 2020, Figure 1B).

245 Figure 1C implies the mean of mortality rate in the first six months of the COVID-19
246 pandemic reached 0.04/1000 HCW and accounted for 0.11/1000 HCW in the second six months
247 (September 2020 – February 2021). Between March and July 2021, the mean of crude mortality
248 rate was 0.16/1000 HCW. Mortality rate in July 2021 was higher than crude mortality rate from
249 the previous months (0.56/1000 vs. 0.07/1000).

250 Table 2 shows the COVID-19 mortality rate of the HCW population at the national, and
251 provincial level. Between March 2020 and July 2021, the national HCW mortality rate was 1.707
252 deaths per 1000 HCWs. The HCW mortality rate on Java was 2.883 deaths per 1000 HCWs,
253 significantly higher than the national HCW mortality rate ($p < 0.001$). About 46% of HCWs and
254 60% of the Indonesian population live on Java Island, and account for 71% of national COVID-19
255 total deaths.

256 Figure 2A illustrates varied provincial level of HCW mortality rates, ranging from 0.136/1000
257 (West Sulawesi) to 5.32/1000 (East Java). There were five provinces where HCW mortality rates
258 were higher than the national rate: Central Java (1.770); East Kalimantan (1.851); West Java
259 (2.001); Jakarta (3.134); and East Java (5.319).

260 The COVID-19 mortality rate of the general population was 0.347 deaths per 1000 people
261 during the same period. Figure 2B illustrates that rate at the provincial level ranging from
262 0.077/1000 people (Papua) to 1.144/1000 people (Jakarta). Among provinces, the COVID-19
263 mortality rate among HCW correlated with that in the general population ($p = 0.009$) (Figure 2C).

264 Table 2 illustrates the death risk ratio between HCWs and the general population. The
265 national death risk ratio of HCW against the general population was 4.92 (95% CI 4.67 – 5.17).
266 In Java, the death risk ratio of HCW was significantly higher than the general population (RR =
267 6.61, 95% CI 6.24 – 6.99). Provincial death risk ratios ranged from 0.34 (95% CI 0.05 – 2.43;
268 Bangka Belitung Islands) to 11.69 (95% CI 8.67 – 15.75; Banten).

269

270 ***Community Responses on HCWs Mortality***

271 We performed content analysis to understand messages in the submitted testimonials, identify
272 patterns in the set of texts and explore their concerns about the loss. By the end of July 2021,
273 *Pusara Digital* received 2,606 testimonials from colleagues (1,377), family, and friends (393),
274 community (362), students-teachers (357), and former patients (118) of the deceased.

275 The coding process identified three major themes from the testimonials: revealing the
276 valued personality of the deceased (5,196 comments), providing comfort and compassion to the
277 family and HCW on duty (2,134 comments), and wishing peaceful afterlife (1,664 comments). By
278 considering the complexity of the testimonials and in order to understand the content, multiple
279 codes were allowed.

280 The senders recalled that the late HCWs possessed valued personalities (5,196
281 comments). Most comments identified them as loving and care individuals (664 comments),

282 noticeably happy and optimistic persons (547 comments), dedicated (321 comments) and
283 professional (315 comments), low profile (307 comments), treat others with respect (307
284 comments), and attentive (275 comments).

285 *“Following his departure, I read a lot of positive impressions and stories about him. He was kind,*
286 *friendly and helpful with an unforgettable gentle smile. His advice was always conveyed in simple*
287 *words yet full of meaning. Deep condolences came not only from the family, but also from his*
288 *students and colleagues. Our role model has gone but the memory of him stays forever”* (Niece
289 of the deceased). Fond memories associated with personal life, heroic and/or professional
290 experiences of the late HCWs also appeared among the testimonials: *“She was a nurse in our*
291 *pediatric ward before transferring to the [COVID-19] care unit. Always put the patients as her high*
292 *priority, loyal and dedicated. Her last wish if she did not make it [due to COVID-19 infection] was*
293 *being buried in her honored uniform”* (Senior colleague of the deceased).

294 The second most frequent testimonials provide comfort and compassion. The participants
295 passed farewell messages (657 comments) and deep condolences (472 comments), along with
296 gratitude and acknowledgement of their service (457 comments), and support for the struggling
297 family (176 comments). One of them is as the following:

298 *“The deceased acted as my aunt, and senior colleague. Her story while working in a remote and*
299 *impoverished areas in the eastern part of Indonesia was inspired me to become a doctor. Thank*
300 *you for nurturing me although you did not realize it. I deeply lost a generous and low-profile figure.*
301 *Happy reunited with your husband in heaven”* (Family of the deceased).

302 Furthermore, the community and health facility users (104 comments) also provided
303 support to the left-behind family. They encouraged the HCWs on duty to save more lives and
304 continue the fights against pandemic.

305 *“May God grant heaven to the HCWs who died during this pandemic. May the left-behind family*
306 *be strong and encouraged as their loved ones died in carrying out a noble task to save as many*

307 *lives as possible. Keep fighting and keep up the spirit in the air, front-liners. God will always protect*
308 *all of you”* (Community member).

309 *Pusara Digital* recorded 1,000 comments praying for peaceful life after death and rewards
310 for their good deeds (664 comments). The death of HCWs brought pains not only for the family
311 (433 comments), but also for their colleagues (557 comments), and teacher/students (394
312 comments).

313 *“Despite the painful separation, I am proud of my father who consistently served people until the*
314 *last days of his life. As a health worker, his noble fight was not in vain and will be eternally*
315 *remembered. Rest in peace, Dad”* (Son of the deceased).

316

317 **Discussion**

318 This first report shows the devastating impact of the COVID-19 pandemic to the Indonesian health
319 workforce. We found at least 1,545 HCWs were lost during the early COVID-19 waves of 2020
320 and 2021. The national HCW mortality rate was thus estimated at 1.707/1000. There is no record
321 of confirmed case numbers among HCW per se. Indonesian professional healthcare
322 organizations estimated at least 15,000 of their members had been infected by the SARS-CoV-2
323 virus during 18 months of pandemics [45].

324 A crude case fatality rate for HCWs may thus be estimated at 10.3%, or 3-times higher
325 than the general population. If true, this points to some features of hospital exposure as
326 exacerbating the risk of death, e.g., higher infectious dose. The rapid loss of HCW is alarming
327 due to relatively low numbers of health practitioners, Indonesia’s health services were stretched
328 even before COVID-19, with only two doctors and 15 nurses per 10,000 population in 20 [30]. In
329 comparison, people in the Philippines are served by six doctors and 49 nurses [46], while Malaysia
330 is assisted by 19 doctors and 34 nurses [47]. This study suggests that the death rate of Indonesian
331 HCWs was higher than United States (0.49 deaths per 1000 HCWs), Brazil (0.46) and India (0.25),
332 but lower than in Peru (8.48) and Mexico (3.8) [48-52].

333 Observational retrospective studies are required to calculate an estimate of infections and
334 excess deaths of HCWs attributable to COVID-19. However, a credible estimate of HCWs
335 mortality amounted to all SARS-CoV-2 infections was unavailable in Indonesia. A study reported
336 that among 1201 specimens collected from HCWs in early pandemic in Jakarta Province, 7.9%
337 were confirmed positive for SARS-CoV-2 with the majority coming from medical doctors and
338 nurses (44.2%) [53]. Most of them (64%) were reported having in (close?) contact with
339 suspect/confirmed COVID-19 cases. The screening rate among HCWs remains low in early
340 pandemic [53]. The number of reported deaths may be lower than the actual deaths due to
341 COVID-19. Indonesia only counted and reported deaths with molecular confirmation and
342 neglected counting deaths with no molecular testing (probable death). The issue may come from
343 variable capacities of testing and tracking among provinces.

344 Investment in the national surveillance system and sharing data of infections and deaths
345 are important to enable preventive actions. Similar issues have occurred in the United States,
346 Italy, and the United Kingdom, where data were limited and challenging to obtain [54]. Essential
347 data on socio-demographic, occupational type, working place, and vaccination status remained
348 difficult to collect from official sources. As an alternative, we engaged with the journalist's network
349 and volunteers to fill the gap by curating from social media as well as contacting medical and
350 healthcare organizations.

351 Previous studies revealed that proper grief responses and mourning process had reduced
352 mental health burden among the devastated families and colleagues [55, 56]. However, strict
353 implementation of physical distancing obviously forced families from holding proper funerals and
354 cultural death ceremonies [55]. *Pusara Digital* serves as an alternative service to the conventional
355 ritual of grave pilgrimage, particularly for those who were unable to attend the funeral [57]. The
356 platform offers post-funeral activities, including commemoration, care and support for families and
357 friends.

358 Moreover, financial compensation for the deceased's family is essential to support the
359 livelihood of families. The Indonesian government regulated legal basis of financial compensation
360 for those HCWs who provided care for COVID-19 patients in hospitals and/or died due to COVID-
361 19 infections [58]. By end of July 2021, only 218 families of deceased HCWs confirmed receiving
362 the financial compensation. Thus, community groups and medical and healthcare associations
363 worked on advocacy and reimbursement to ensure all families receive it [59].

364 Our study has limitations within which our findings need to be interpreted carefully. First,
365 the individual data were obtained from *Pusara Digital* records. There were 35% of missing age
366 and approximately 48% of vaccination status were inaccessible. Second, age and gender
367 distribution of HCWs in Indonesia are publicly unavailable. Consequently, we were unable to
368 calculate standardized age and gender mortality rate and improve the interpretation of the relative
369 risk compared to the general population at risk from COVID-19. Last but not least, content analysis
370 emphasizes on words and involves subjective interpretation, which may diminish the context and
371 affect the reliability of the results.

372 Finally, this study suggests that the COVID-19 pandemic confirms the high priority need of
373 strong healthcare systems against any emerging pandemic threats. Further transformation in
374 advanced molecular diagnostic research and technology, rapid community surveillance and
375 epidemiological and clinical studies, integrated data management, data transparency and data
376 analysis, information technology for supply chain, trainings, communication, workforce
377 management is crucial to protect and response next epidemic.

378

379 **Conclusion**

380 This study finds that the COVID-19 event in Indonesia resulted in the loss of many hundreds of
381 HCW, most of them being senior physicians, nurses, and midwives. They died at rates 5-times
382 higher than everyone else. The sheer sparseness of the workforce requires more protective steps
383 and a national systematic surveillance of occupational mortality is urgently needed in this setting.

384

385 **Acknowledgement**

386 We express deepest condolences and sincere gratitude to the family, friends and
387 colleagues of Indonesian Healthcare Workers who lost their lives during the COVID-19 pandemic.
388 We also thank all participants who have provided testimonials to commemorate their life.

389 The authors indebted sincere gratitude to the following dedicated volunteers in *Pusara Digital*
390 team: Iskandar Muhad, Sonny Prayogo, Fakhriy Fathur, Cici Riesmasari, Jeremy H. Limbong,
391 Hilman Arioaji, Maria Bramanwidyantari, Indah Kartika Cahyani, Yoesrianto, Jeanne Eureka,
392 Fransiska R. Simbolon, Alfia Nadia Putri, Lutfiyah Haniffariyani, Dwikita Ichsana, Yoesep
393 Budianto, and Windyah Puji Lestari.

394 Pusara Digital, the main source of this study, was partially funded by the Digital Access
395 Program of the British Embassy in Indonesia and as part of collaborative work with the Association
396 of Indonesian Medical Doctors (*Ikatan Dokter Indonesia; IDI*), National Association of Nurses
397 (*Persatuan Perawat Nasional Indonesia, PPNI*), Association of Midwives (*Ikatan Bidan Indonesia,*
398 *IBI*), Association of Medical Laboratory Technologists (*Persatuan Ahli Teknologi Laboratorium*
399 *Kesehatan Indonesia, PATELKI*), and Eijkman-Oxford Clinical Research Unit (EOCRU).

400

401 **Author Contributions**

402 ICMJE criteria for authorship read and met: LLE, AA, IH, AN, MZM, KDL, AT, FF, FN, QESA, HM,
403 TM, AR, MP, KA, AAA, NN, AVSS, AJ, NSW, HS, HWS, ADS, PK, JKB, IRFE. Agree with the
404 manuscript's results and conclusions: LLE, AA, IH, AN, MZM, KDL, AT, FF, FN, QESA, HM, TM,
405 AR, MP, KA, AAA, NN, AVSS, AJ, NSW, HS, HWS, ADS, PK, JKB, IRFE. Designed the
406 experiments/the study: LLE, IRFE. Analyzed the data: LLE, AA, MZM, KDL, IRFE. Collected
407 data/did experiments for the study: LLE, AA, MZM, KDL, AT, FF, FN, QESA, HM, TM, AR, MP,
408 KA, AAA, NN, AVSS, AJ, NSW. Wrote the first draft of the paper: LLE, IRFE. Contributed to the
409 writing of the paper: LLE, AA, IH, AN, KDL, QESA, AH, HWS, ADS, PK, JKB, IRFE.

410 **Table and Figures**

411 Table 1. Individual characteristics of deceased healthcare workers between March 2020 and July
412 2021 in Indonesia.

Characteristics	Sumatra	Java	Bali & Nusa Tenggara	Kalimantan	Sulawesi	Maluku & Papua	Total	Percent
Total HCW population¹	232116	418970	59207	65778	96992	32198	905261	100%
Total HCW deaths²	163	1208	29	68	63	14	1545	0.2%
Mortality rate per 1,000	0.702	2.883	0.490	1.034	0.650	0.435	1.707	
Gender								
Male	86	607	8	43	36	5	785	50.8%
Female	77	601	21	25	27	9	760	49.2%
Age group (years)								
20 - 29	9	52	4	1	4	0	70	4.5%
30 - 39	14	152	4	7	6	2	185	11.9%
40 - 49	32	167	5	9	8	2	223	14.4%
50 - 59	33	223	2	13	12	4	287	18.7%
60 - 69	18	100	2	5	10	2	136	8.9%
70+	6	79	3	3	7	0	98	6.3%
Missing data	51	435	9	30	16	4	545	35.3%
Age (median, IQR)	50 (42-56)	50 (39-59)	46 (32-59)	50 (42-58)	52 (43-65)	51 (45-55)	50 (39-59)	
Occupational type								
Nurses	26	362	6	21	9	3	427	27.6%
Midwives	44	283	10	7	11	4	359	23.2%
General Practitioners	30	228	6	12	17	1	294	19.0%
Specialists	46	166	2	12	13	2	241	15.6%
Pharmacists	5	38	1	5	2	2	53	3.2%
Laboratory Technologists	4	35	4	2	2	2	49	3.2%
Public Health Officers	2	27	0	5	5	0	39	2.5%
Dentists	0	31	0	2	3	0	36	2.3%
Administrative Staff	2	8	0	0	0	0	10	0.6%
Radiographers	1	8	0	1	0	0	10	0.6%
Nutritionists	1	7	0	0	1	0	9	0.6%
Others	2	15	0	1	0	0	18	1.2%
COVID-19 status								
Positive	149	1137	26	61	59	11	1443	93.4%
Probable	14	71	3	7	4	3	102	6.6%
Working place								
Hospital	68	523	12	34	28	5	670	43.4%
Primary Health Center	41	264	4	18	12	5	344	22.3%
Clinical/Private Practice	14	147	3	1	5	0	170	11.0%
Health and Medical School	9	55	3	1	6	1	75	4.9%
Other	31	219	7	14	12	3	286	18.5%
COVID-19 patient care								
Yes	72	484	7	29	21	3	616	39.9%
Probable	38	345	8	14	17	5	427	27.6%
No	53	379	14	25	25	6	502	32.5%

413

Period of death and vaccination status								
Pre-vaccination campaign	90	499	15	41	35	6	686	44.4%
During vaccination campaign	1	3	0	0	1	1	5	0.3%
Post-vaccination campaign								
- Vaccinated	4	28	0	0	2	0	34	2.2%
- Unvaccinated	10	56	4	4	1	2	77	5.0%
- Unavailable vaccination status	58	622	10	22	25	6	743	48.1%
Comorbid								
Yes	24	218	4	12	12	7	277	17.9%
No	139	990	25	56	51	7	1268	82.1%
Total comorbid								
1	18	144	3	10	9	5	189	68.2%
2	6	54	1	1	3	2	67	24.2%
≥3	0	20	0	1	0	0	21	7.6%
Comorbid type								
Asthma	0	16	0	1	0	0	17	6.1%
Autoimmune disorder	0	3	0	1	0	0	4	1.4%
Cancer	2	5	0	0	0	1	8	2.9%
Cardiovascular disease	2	22	0	1	0	1	26	9.4%
Dengue fever	0	2	0	0	0	0	2	0.7%
Diabetes mellitus	9	104	1	3	5	2	124	44.8%
Gastrointestinal disease	1	1	0	0	0	0	2	0.7%
Haematological disorder	0	1	0	0	0	0	1	0.4%
Hepatitis	0	2	0	0	0	0	2	0.7%
Hernia nucleus pulposus	0	1	0	0	0	0	1	0.4%
HIV	0	0	0	0	1	0	1	0.4%
Hypertension	3	22	0	3	1	2	31	11.2%
Hyperthyroid	0	2	0	0	0	0	2	0.7%
Kidney disease	0	4	0	0	1	0	5	1.8%
Neurological disorder	0	1	0	0	0	0	1	0.4%
Obesity	0	7	0	0	1	1	9	3.2%
Parkinson disease	0	1	0	0	0	0	1	0.4%
Pneumonia	0	2	1	0	0	0	3	1.1%
Pre-eclampsia	1	0	0	0	0	0	1	0.4%
Respiratory disease	1	1	0	0	0	0	2	0.7%
Stroke	0	1	0	0	0	0	1	0.4%
Thyroid	1	0	0	0	0	0	1	0.4%
Typhus	1	1	0	0	0	0	2	0.7%
Unknown	3	19	2	3	3	0	30	10.8%

414 Data sources:

415 ¹The Indonesian Ministry of Health, as per December 31, 2020, http://bppsdmk.kemkes.go.id/info_sdmk/info/#

416 ²Pusara Digital LaporCOVID-19, as per July 31, 2021, <https://nakes.laporcovid19.org/>

417 Table 2. Mortality rates of HCW and general population in Indonesia between March 2020 and
418 July 2021.

Province/Island	Health workers			General Population ³			Death Relative Ratio	
	Population ¹	Reported death ²	Mortality rate (per 1000)	Population	Reported death	Mortality rate (per 1000)	Ratio	95% CI
Sumatera								
Aceh	40,110	18	0.449	5,459,891	988	0.181	2.48	1.56 - 3.95
North Sumatera	48,841	53	1.085	14,703,532	1,465	0.100	10.89	8.28 - 14.32
West Sumatera	22,416	9	0.401	5,498,751	1,496	0.272	1.48	0.77 - 2.84
Riau	20,717	24	1.158	7,128,305	2,592	0.364	3.19	2.13 - 4.76
Jambi	17,636	7	0.397	3,677,894	425	0.116	3.43	1.63 - 7.25
South Sumatera	32,666	15	0.459	8,567,923	2,055	0.240	1.91	1.15 - 3.18
Bengkulu	11,040	5	0.453	2,019,848	285	0.141	3.21	1.33 - 7.77
Lampung	23,912	24	1.004	8,521,201	2,006	0.235	4.26	2.85 - 6.37
Bangka Belitung	6,692	1	0.149	1,517,590	663	0.437	0.34	0.05 - 2.43
Riau Islands	8,086	7	0.866	2,242,198	1,161	0.518	1.67	0.80 - 3.51
Total	232,116	163	0.702	59,337,133	13,136	0.221	3.17	2.72 - 3.70
Java								
DKI Jakarta	57,439	180	3.134	10,644,986	12,173	1.144	2.74	2.37 - 3.17
West Java	106,128	213	2.007	49,935,858	9,363	0.188	10.70	9.35 - 12.26
Central Java	105,626	187	1.770	34,940,078	19,343	0.554	3.20	2.77 - 3.69
DI Yogyakarta	17,800	19	1.067	3,882,288	3,401	0.876	1.22	0.78 - 1.91
East Java	106,210	565	5.320	39,886,288	20,330	0.510	10.44	9.60 - 11.34
Banten	25,767	44	1.708	13,160,496	1,923	0.146	11.69	8.67 - 15.75
Total	418,970	1,208	2.883	152,449,994	66,533	0.436	6.61	6.24 - 6.99
Bali and Nusa Tenggara								
Bali	20,097	13	0.647	4,380,824	2,151	0.491	1.32	0.76 - 2.27
West Nusa Tenggara	18,458	11	0.596	5,125,622	568	0.111	5.38	2.96 - 9.76
East Nusa Tenggara	20,652	5	0.242	5,541,394	725	0.131	1.85	0.77 - 4.46
Total	59,207	29	0.490	15,047,840	3,444	0.229	2.14	1.49 - 3.08
Kalimantan								
West Kalimantan	16,780	9	0.536	5,134,760	650	0.127	4.24	2.20 - 8.18
Central Kalimantan	13,036	9	0.690	2,769,156	861	0.311	2.22	1.15 - 4.28
South Kalimantan	17,283	22	1.273	4,303,979	1,351	0.314	4.06	2.53 - 6.17
East Kalimantan	14,580	27	1.852	3,793,152	3,345	0.882	2.10	1.44 - 3.07
North Kalimantan	4,099	1	0.244	768,505	348	0.453	0.54	0.08 - 3.83
Total	65,778	68	1.034	16,769,552	6,555	0.391	2.64	2.08 - 3.36
Sulawesi								
North Sulawesi	11,867	5	0.421	2,528,794	704	0.278	1.51	0.63 - 3.65
Central Sulawesi	16,177	5	0.309	3,096,976	642	0.207	1.49	0.62 - 3.59
South Sulawesi	40,256	48	1.192	8,928,004	1,338	0.150	7.96	5.97 - 10.61
Southeast Sulawesi	15,857	3	0.189	2,755,589	356	0.129	1.46	0.47 - 4.56
Gorontalo	5,456	1	0.183	1,219,576	228	0.187	0.98	0.14 - 6.99
West Sulawesi	7,379	1	0.136	1,405,012	170	0.121	1.12	0.16 - 8.00
Total	96,992	63	0.650	19,933,951	3,438	0.172	3.77	2.94 - 4.83
Maluku and Papua								
Maluku	8,349	4	0.479	1,831,880	226	0.123	3.88	1.45 - 10.43
North Maluku	6,693	2	0.299	1,278,764	238	0.186	1.61	0.40 - 6.46
West Papua	5,593	4	0.715	981,822	285	0.290	2.46	0.92 - 6.61
Papua	11,563	4	0.346	3,435,430	264	0.077	4.50	1.68 - 12.08
Total	32,198	14	0.435	7,527,896	1,013	0.135	3.23	1.91 - 5.47
Indonesia	905,261	1,545	1.707	271,066,366	94,119	0.347	4.92	4.67 - 5.17

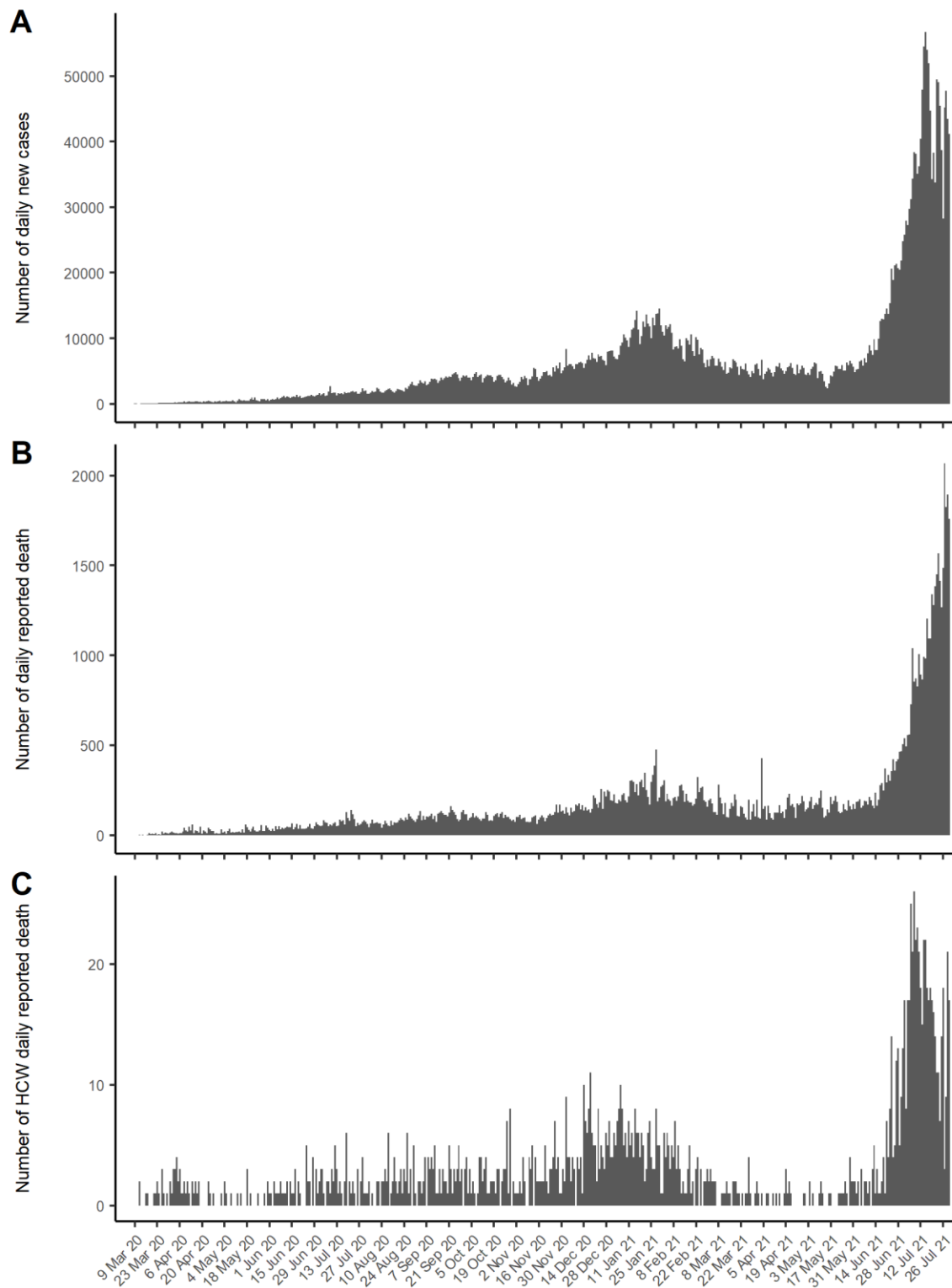
419 Data sources:

420 ¹The number of HCWs (medical doctors, nurse, midwives, pharmacists, laboratory technicians, public health staff) and
421 the number of population at provincial level was extracted from the 2020 Annual Indonesia Health Profile by the Ministry
422 of Health

423 ²The number of HCWs death was extracted from the *Pusara Digital*, <https://nakes.laporcovid19.org/>

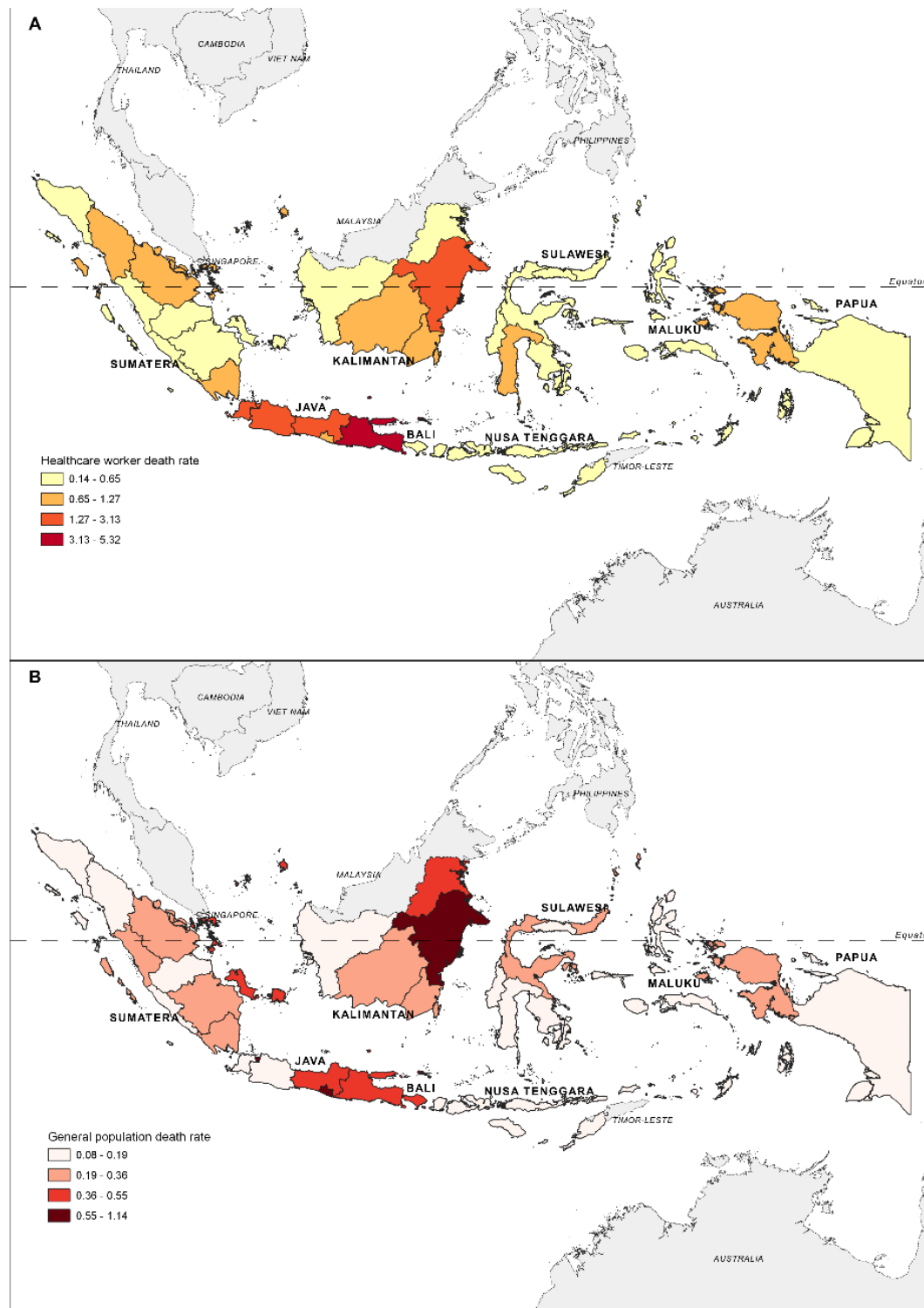
424 ³The number of general population was extracted from the Emerging Infectious Disease website, Ministry of Health,
425 <https://infeksiemerging.kemkes.go.id/dashboard/covid-19>

426 Figure 1. Daily reported new cases (A), daily reported deaths (B) and daily reported HCW deaths
427 between March 2020 and July 2021 in Indonesia.



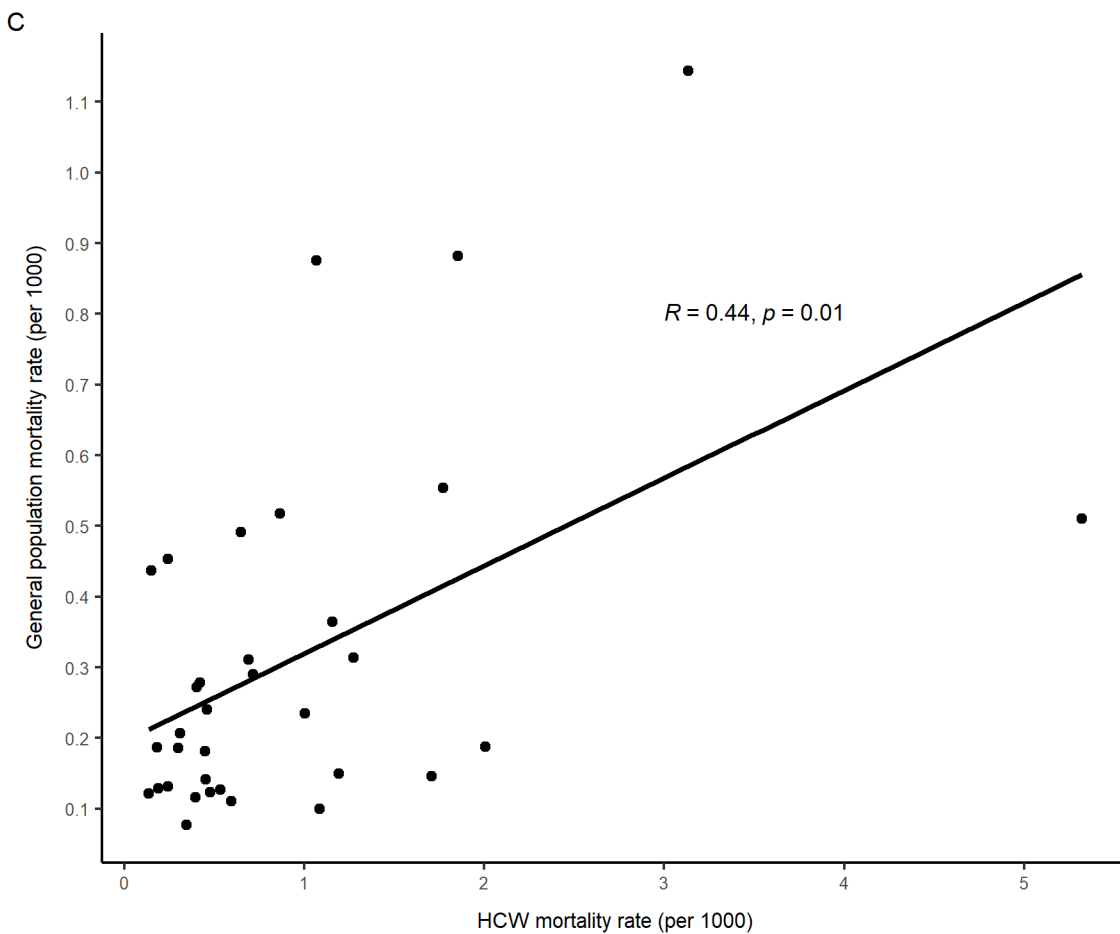
428

429 Figure 2. COVID-19 mortality rates on healthcare workers (A), general population (B) and the
430 scatter plot between mortality rate for healthcare workers and general population during March
431 2020 and July 2021 in Indonesia.



432

433



References

1. World Health Organization. WHO Coronavirus (COVID-19) Dashboard. <https://covid19whoint/region/searo/country/id>. 2021;Access date: 30 June 2021.
2. Tang LH, Tang S, Chen XL, Zhang S, Xiong Y, Chen R, et al. Avoiding health worker infection and containing the coronavirus disease 2019 pandemic: Perspectives from the frontline in Wuhan. *Int J Surg*. 2020;79:120-4. Epub 2020/05/27. doi: 10.1016/j.ijisu.2020.05.060. PubMed PMID: 32454250; PubMed Central PMCID: PMC7245215.
3. Zheng L, Wang X, Zhou C, Liu Q, Li S, Sun Q, et al. Analysis of the Infection Status of Healthcare Workers in Wuhan During the COVID-19 Outbreak: A Cross-sectional Study. *Clin Infect Dis*. 2020;71(16):2109-13. Epub 2020/05/16. doi: 10.1093/cid/ciaa588. PubMed PMID: 32409825; PubMed Central PMCID: PMC7239233.
4. Bandyopadhyay S, Baticulon RE, Kadhun M, Alser M, Ojuka DK, Badereddin Y, et al. Infection and mortality of healthcare workers worldwide from COVID-19: a systematic review. *BMJ Glob Health*. 2020;5(12). Epub 2020/12/06. doi: 10.1136/bmjgh-2020-003097. PubMed PMID: 33277297; PubMed Central PMCID: PMC7722361.
5. World Health Organization. The impact of COVID-19 on health and care workers: a closer look at deaths. Working paper 1. 2021;(September 2021):26.
6. Setiawaty V, Kosasih H, Mardian Y, Ajis E, Prasetyowati EB, Siswanto, et al. The Identification of First COVID-19 Cluster in Indonesia. *Am J Trop Med Hyg*. 2020;103(6):2339-42. Epub 2020/10/19. doi: 10.4269/ajtmh.20-0554. PubMed PMID: 33069265; PubMed Central PMCID: PMC7695062 Apsari Pawestri, Subangkit, Kartika Dewi Puspa, Agustiningih, Ni Ketut Susilarini, Arie Ardiansyah Nugraha, Hartanti Dian Ikawati, Ririn Ramadhany, Eka Pratiwi, Nur Ika Hariastuti, and Juwita Kurniawati.
7. Dyer O. Covid-19: Indonesia becomes Asia's new pandemic epicentre as delta variant spreads. *BMJ*. 2021;374:n1815. Epub 2021/07/18. doi: 10.1136/bmj.n1815. PubMed PMID: 34272255.

8. Abdurachman F, Paddock RC, Suhartono M. The Pandemic Has a New Center: Indonesia. <https://www.nytimes.com/2021/07/17/world/asia/indonesia-covid.html>. 2021.
9. World Health Organization Indonesia. Coronavirus Disease 2019 (COVID-19) Situation Report - 63 2021. Epub 14 July 2021.
10. bbc.com. Covid: Stok oksigen kritis, harga melambung, hingga IGD tutup, mengapa bisa terjadi dan perlukan menstok oksigen di rumah? <https://www.bbc.com/indonesia/indonesia-57717843>. 2021.
11. Wang D, Hu B, Hu C, Zhu F, Liu X, Zhang J, et al. Clinical Characteristics of 138 Hospitalized Patients With 2019 Novel Coronavirus-Infected Pneumonia in Wuhan, China. *JAMA*. 2020;323(11):1061-9. Epub 2020/02/08. doi: 10.1001/jama.2020.1585. PubMed PMID: 32031570; PubMed Central PMCID: PMC7042881.
12. Suárez-García I, Martínez de Aramayona López MJ, Sáez Vicente A, Lobo Abascal P. SARS-CoV-2 infection among healthcare workers in a hospital in Madrid, Spain. *J Hosp Infect*. 2020;106(2):357-63. Epub 2020/07/24. doi: 10.1016/j.jhin.2020.07.020. PubMed PMID: 32702465; PubMed Central PMCID: PMC7371579.
13. Nguyen LH, Drew DA, Graham MS, Joshi AD, Guo CG, Ma W, et al. Risk of COVID-19 among front-line health-care workers and the general community: a prospective cohort study. *Lancet Public Health*. 2020;5(9):e475-e83. Epub 2020/08/04. doi: 10.1016/s2468-2667(20)30164-x. PubMed PMID: 32745512; PubMed Central PMCID: PMC7491202.
14. Adams JG, Walls RM. Supporting the Health Care Workforce During the COVID-19 Global Epidemic. *JAMA*. 2020;323(15):1439-40. Epub 2020/03/13. doi: 10.1001/jama.2020.3972. PubMed PMID: 32163102.
15. Tran K, Cimon K, Severn M, Pessoa-Silva CL, Conly J. Aerosol generating procedures and risk of transmission of acute respiratory infections to healthcare workers: a systematic review. *PLoS ONE*. 2012;7(4):e35797. Epub 2012/05/09. doi: 10.1371/journal.pone.0035797. PubMed PMID: 22563403; PubMed Central PMCID: PMC3338532 received honoraria from the Canadian

Agency for Drugs and Technologies in Health for work as an expert reviewer and clinical expert, respectively, for projects on the role of rapid PCR testing for MRSA in hospitalized patients and the use of vancomycin or metronidazole for treatment of *Clostridium difficile* colitis. He has also received speaker's honoraria related to new anti-bacterial agents from Janssen-Ortho, Pfizer and Astellas Pharma during the past five years. This does not alter the authors' adherence to all the PLoS ONE policies on sharing data and materials.

16. Hui DS, Chan MT, Chow B. Aerosol dispersion during various respiratory therapies: a risk assessment model of nosocomial infection to health care workers. *Hong Kong Med J*. 2014;20 Suppl 4:9-13. Epub 2014/09/17. PubMed PMID: 25224111.

17. Adnani QES, O'Connell MA, Homer CSE. Advocating for midwives in low-to-middle income countries in the COVID-19 pandemic. *Women Birth*. 2021;34(6):501-2. Epub 2021/08/26. doi: 10.1016/j.wombi.2021.08.006. PubMed PMID: 34429269; PubMed Central PMCID: PMC8372516.

18. Shaukat N, Ali DM, Razzak J. Physical and mental health impacts of COVID-19 on healthcare workers: a scoping review. *Int J Emerg Med*. 2020;13(1):40. Epub 2020/07/22. doi: 10.1186/s12245-020-00299-5. PubMed PMID: 32689925; PubMed Central PMCID: PMC7370263.

19. Setiawan H, Pratiwi I, Nimah L, Pawanis Z, Bakhtiar A, Fauziningtyas R, et al. Challenges for Healthcare Workers Caring for COVID-19 Patients in Indonesia: A Qualitative Study. *The Journal of Health Care Organization, Provision, and Financing*. 2021;58:1-13.

20. Gholami M, Fawad I, Shadan S, Rowaiee R, Ghanem H, Hassan Khamis A, et al. COVID-19 and healthcare workers: A systematic review and meta-analysis. *Int J Infect Dis*. 2021;104:335-46. Epub 2021/01/15. doi: 10.1016/j.ijid.2021.01.013. PubMed PMID: 33444754; PubMed Central PMCID: PMC7798435.

21. Gómez-Ochoa SA, Franco OH, Rojas LZ, Raguindin PF, Roa-Díaz ZM, Wyssmann BM, et al. COVID-19 in Health-Care Workers: A Living Systematic Review and Meta-Analysis of

Prevalence, Risk Factors, Clinical Characteristics, and Outcomes. *Am J Epidemiol.* 2021;190(1):161-75. Epub 2020/09/02. doi: 10.1093/aje/kwaa191. PubMed PMID: 32870978; PubMed Central PMCID: PMC7499478.

22. Nath TK, Paul A, Sikdar D, Mahanta J, Paul S, Amin MR, et al. Capacity development and safety measures for health care workers exposed to COVID-19 in Bangladesh. *BMC Health Serv Res.* 2021;21(1):1079. Epub 2021/10/13. doi: 10.1186/s12913-021-07071-2. PubMed PMID: 34635110; PubMed Central PMCID: PMC8504780.

23. Sharma S, Mohindra R, Rana K, Suri V, Bhalla A, Biswal M, et al. Assessment of Potential Risk Factors for 2019-Novel Coronavirus (2019-nCov) Infection among Health Care Workers in a Tertiary Care Hospital, North India. *J Prim Care Community Health.* 2021;12:21501327211002099. Epub 2021/03/16. doi: 10.1177/21501327211002099. PubMed PMID: 33719717; PubMed Central PMCID: PMC7968012.

24. Matsuo T, Kobayashi D, Taki F, Sakamoto F, Uehara Y, Mori N, et al. Prevalence of Health Care Worker Burnout During the Coronavirus Disease 2019 (COVID-19) Pandemic in Japan. *JAMA Netw Open.* 2020;3(8):e2017271. Epub 2020/08/05. doi: 10.1001/jamanetworkopen.2020.17271. PubMed PMID: 32749466; PubMed Central PMCID: PMC7403916.

25. Vagni M, Maiorano T, Giostra V, Pajardi D. Coping With COVID-19: Emergency Stress, Secondary Trauma and Self-Efficacy in Healthcare and Emergency Workers in Italy. *Front Psychol.* 2020;11:566912. Epub 2020/10/06. doi: 10.3389/fpsyg.2020.566912. PubMed PMID: 33013603; PubMed Central PMCID: PMC7494735.

26. Du J, Dong L, Wang T, Yuan C, Fu R, Zhang L, et al. Psychological symptoms among frontline healthcare workers during COVID-19 outbreak in Wuhan. *Gen Hosp Psychiatry.* 2020;67:144-5. Epub 2020/05/10. doi: 10.1016/j.genhosppsy.2020.03.011. PubMed PMID: 32381270; PubMed Central PMCID: PMC7194721.

27. Teo I, Chay J, Cheung YB, Sung SC, Tewani KG, Yeo LF, et al. Healthcare worker stress, anxiety and burnout during the COVID-19 pandemic in Singapore: A 6-month multi-centre prospective study. *PLoS ONE*. 2021;16(10):e0258866. Epub 2021/10/23. doi: 10.1371/journal.pone.0258866. PubMed PMID: 34679110; PubMed Central PMCID: PMC8535445.
28. World Health Organization. Health workforce policy and management in the context of the COVID-19 pandemic response. Interim guidance. 2020.
29. Ministry of Health the Republic of Indonesia. *Infeksi Emerging Media Informasi Resmi Terkini Penyakit Infeksi Emerging*. <https://infeksiemergingkemkesgoid/dashboard/covid-19>. 2022.
30. Ministry of Health the Republic of Indonesia. The 2020 Indonesia Health Profile. Centre of Health Data. 2021:480.
31. Ministry of Health the Republic of Indonesia. Minister of Health Decree No. HK.01.07/MENKES/413/2020 Regarding Guidelines on Prevention and Control of Corona Virus Disease 2019 (COVID-19). 2020:207. Epub 13 July 2020.
32. Ministry of Health the Republic of Indonesia. *Peraturan Menteri Kesehatan Republik Indonesia No. 84 Tahun 2020 Tentang Petunjuk Teknik Pelaksanaan Vaksinasi Dalam Rangka Penanggulangan Pandemi Corona Virus Disease 2019 (COVID-19)*. 2020:23. Epub 14 December 2020.
33. QGIS Development Team. QGIS Geographic Information System. Open Source Geospatial Foundation Project <http://qgisosgeoorg>. 2020.
34. Green J, Thorogood N. Analysing qualitative data. In: Silverman D (ed.). *Qualitative Methods for Health Research* (1st edn). 1st edition ed. London: Sage Publications; 2004. p. 173-200.
35. Sparker A. Narrative Analysis: Exploring the whats and hows of personal stories. In: Holloway I (ed). *Qualitative Research in Health Care* 1st edition ed. Berkshire: Open University Press; 2005. p. 191-208.

36. Morgan DL. Qualitative content analysis: a guide to paths not taken. *Qual Health Res.* 1993;3:112-21.
37. Krippendorff K. *Content analysis: an introduction to its methodology.* Thousand Oaks, California: Sage Publications Inc; 2004.
38. Hsieh HF, Shannon SE. Three Approaches to Qualitative Content Analysis. *Qual Health Res.* 2005;15(9):1277-88.
39. Berg BL. *Qualitative research methods for the social sciences.* Boston: Allyn and Bacon; 2001.
40. Graneheim UH, Lundman B. Qualitative content analysis in nursing research: concepts, procedures and measure to achieve trustworthiness. *Nurse Educ Today.* 2004;24:105-12.
41. Bengtsson M. How to plan and perform a qualitative study using content analysis. *NursingPlus Open.* 2016;2:8-14.
42. Ministry of Health the Republic of Indonesia. *Keputusan Direktur Jenderal Pencegahan dan Pengendalian Penyakit Nomor HK.02.02/4/1/2021 Tentang Petunjuk Teknik Pelaksanaan Vaksinasi Dalam Rangka Penanggulangan Pandemi Corona Virus Disease 2019 (COVID-19).* 2021:114. Epub 2 January 2021.
43. Ministry of Health the Republic of Indonesia. *Menkes: Vaksinasi COVID-19 Bagi Tenaga Kesehatan Capai Satu Juta.* 2021. Epub 11 February 2021.
44. Task Force Covid-19 Public Communication Team. More Than 1 Million Indonesian Health Workers Have Received the Covid-19 Vaccine. <https://covid19goid/p/berita/more-1-million-indonesian-health-workers-have-received-covid-19-vaccine>. 2021.
45. Kompas.com. PPNI: Lebih dari 15.000 Perawat Terpapar Covid-19, 274 di Antaranya Meninggal. <https://nasionalkompascom/read/2021/03/18/13443301/ppni-lebih-dari-15000-perawat-terpapar-covid-19-274-di-antaranya-meninggal>. 2021.
46. World Health Organization. The 2018 update, Global Health Workforce Statistics. <http://www.who.int/hrh/statistics/hwfstats/> Access: 12 July 2021. 2018.

47. Ministry of Health Malaysia. Health Facts 2019. Reference Data for 2018. https://www.moh.gov.my/moh/resources/Penerbitan/Penerbitan%20Utama/HEALTH%20FACTS/Health%20Facts%202019_Booklet.pdf Access: 12 July 2021. 2019.
48. World Health Organization. The Global Health Workforce Statistics, <https://www.who.int/data/gho/data/themes/topics/health-workforce>. 2022.
49. abcnews.go.com. Health care worker deaths surged during delta. How to keep them safer during omicron: Analysis. <https://abcnews.go.com/Health/health-care-worker-deaths-surged-delta-safer-omicron/story?id=81932022>. 2021.
50. reliefweb. Covid-19: Brazil hits the mark of 500,000 lives lost and the ICRC alerts that frontline workers are exhausted. <https://reliefweb.int/report/brazil/covid-19-brazil-hits-mark-500000-lives-lost-and-icrc-alerts-frontline-workers-are>. 2021. Epub 21 Jun 2021.
51. science.thewire.in. How Many Indian Health Workers Have Lost Their Lives in the Time of COVID? <https://sciencethewire.in/health/indian-health-workers-lost-lives-covid-frontline-insurance-claims/>. 2021.
52. Pan American Health Organization (PAHO). Epidemiological Update Coronavirus disease (COVID-19). https://iris.paho.org/bitstream/handle/106652/54471/EpiUpdate19June2021_eng.pdf?sequence=1&isAllowed=y. 2021. Epub 19 June 2021.
53. Soebandrio A, Kusumaningrum T, Yudhaputri FA, Oktavianthi S, Safari D, Malik SG, et al. COVID-19 prevalence among healthcare workers in Jakarta and neighbouring areas in Indonesia during early 2020 pandemic. *Ann Med*. 2021;53(1):1896-904. Epub 2021/11/17. doi: 10.1080/07853890.2021.1975309. PubMed PMID: 34783269; PubMed Central PMCID: PMC8604529.
54. Jackson D, Anders R, Padula WV, Daly J, Davidson PM. Vulnerability of nurse and physicians with COVID-19: Monitoring and surveillance needed. *J Clin Nurs*. 2020;29(19-

20):3584-7. Epub 2020/05/20. doi: 10.1111/jocn.15347. PubMed PMID: 32428345; PubMed Central PMCID: PMC7276813.

55. Das S, Singh T, Varma R, Arya YK. Death and Mourning Process in Frontline Health Care Professionals and Their Families During COVID-19. *Front Psychiatry*. 2021;12:624428. Epub 2021/04/09. doi: 10.3389/fpsy.2021.624428. PubMed PMID: 33828492; PubMed Central PMCID: PMC8019781.

56. Djelantik A, Aryani P, Boelen PA, Lesmana CBJ, Kleber RJ. Prolonged grief disorder, posttraumatic stress disorder, and depression following traffic accidents among bereaved Balinese family members: Prevalence, latent classes and cultural correlates. *J Affect Disord*. 2021;292:773-81. Epub 2021/06/27. doi: 10.1016/j.jad.2021.05.085. PubMed PMID: 34174749.

57. Mayland CR, Harding AJE, Preston N, Payne S. Supporting Adults Bereaved Through COVID-19: A Rapid Review of the Impact of Previous Pandemics on Grief and Bereavement. *J Pain Symptom Manage*. 2020;60(2):e33-e9. Epub 2020/05/18. doi: 10.1016/j.jpainsymman.2020.05.012. PubMed PMID: 32416233; PubMed Central PMCID: PMC7228694.

58. Ministry of Health. *Keputusan Menteri Kesehatan Republik Indonesia Nomor HK.01.07/Menkes/392/2020 tentang Pemberian Insentif dan Santunan Kematian Bagi Tenaga Kesehatan yang Menangani Corona Virus Disease 2019 (COVID-19)*. 2020.

59. Laporan COVID-19. Policy brief: The Disbursement of financial compensation for health care workers. <https://laporcovid19org/publikasi/policybrief> Access: 24 July 2021. 2021.