

Health care use attributable to COVID-19: A propensity matched national electronic health records cohort study of 249,390 people in Wales, UK.

Kennedy J¹, Parker M¹, Seaborne M¹, Mhereeg M¹, Walker A², Walker V³, Denaxas S⁴, Kennedy N¹, Katikireddi S.V^{5*}, Brophy S^{1*}

Affiliations:

¹National Centre for Population Health and Wellbeing Research, Swansea University Medical School, Swansea, Wales.

²Datalab, Nuffield Dept of Primary Care Health Science, Radcliffe Primary Care Building, Oxford, OX2 6GG.

³Bristol Medical School, University of Bristol.

⁴Institute for Health Informatics, UCL, London.

⁵MRC/CSO Social and Public Health Sciences Unit, University of Glasgow, Glasgow.

* Joint senior leads.

Corresponding author: j.i.kennedy@swansea.ac.uk

Abstract

Background: To determine the extent and nature of changes in infected patients healthcare utilization, we studied healthcare contact in the 1-4 weeks and 5-24 weeks following a COVID-19 diagnosis compared to propensity matched controls.

Methods: Survival analysis was used for time to death and first clinical outcomes including clinical terminology concepts for post-viral illness, fatigue, embolism, respiratory conditions, mental and developmental conditions, fit note, or hospital attendance. Increased instantaneous risk for the occurrence of an outcome for positive individuals was quantified using hazard ratios (HR) from Cox Regression and absolute risk was quantified using relative risk (RR) from life table analysis.

Results: Compared to matched individuals testing negative, surviving positive community-tested patients had a higher risk of post-viral illness (HR: 4.57, 95%CI: 1.77-11.80, $p=0.002$), fatigue (HR: 1.47, 95%CI: 1.24-1.75, $p<0.001$) and embolism (HR: 1.51, 95%CI: 1.13-2.02, $p=0.005$) at 5-24 weeks post-diagnosis. In the four weeks after COVID-19 higher rates of sick notes were being issued for community-tested (HR: 3.04, 95%CI: 0.88 to 10.50, $p<0.079$); the risk was reduced after four weeks, compared to controls. Overall healthcare attendance for anxiety, depression was less likely in those with COVID-19 in the first four weeks (HR: 0.83, 95%CI: 0.73-1.06, $p=0.007$). After four weeks, anxiety, depression is less likely to occur for the positive community-tested individuals (HR: 0.87, 95%CI: 0.77-1.00, $p=0.048$), but more likely for positive hospital-tested individuals (HR: 1.16, 95%CI: 1.00-1.45, $p=0.053$). Although statistical associations between positive infection and post-infection healthcare use are clear, the absolute use of healthcare is very.

Conclusions: Community COVID-19 disease is associated with increased risks of post-viral illness, fatigue, embolism, depression, anxiety and respiratory conditions. Despite these elevated risks, the absolute healthcare burden is low. Either very small proportions of people experience adverse outcomes following COVID-19 or they are not presenting to healthcare.

Trial registration: Data held in SAIL databank are anonymised and therefore, no ethical approval is required. All data in SAIL has the permission from the relevant Caldicott Guardian or Data Protection Officer and SAIL-related projects are required to obtain Information Governance Review Panel (IGRP) approval. The IGRP approval number for this study is 1259.

Introduction

Considerable concerns exist about chronic, debilitating, and varied symptoms experienced by people who have had coronavirus disease (COVID-19) caused by severe acute respiratory syndrome coronavirus 2 (SARS-CoV-2) infection (1). However, the natural history of morbidity and healthcare use after infection and disease remains unclear. While most people who experience COVID-19 recover quickly, an unknown minority experience prolonged symptoms that manifest as a range of post-COVID-19 illness (1).

As the pandemic continues, meeting the needs of the increasing numbers of people who have recovered from COVID-19 remains important. Recovery from any severe disease can often be protracted. However, there is increasing evidence that even those who were not hospitalised with COVID-19 infection, may have longer-term health consequences, such as chronic fatigue and respiratory issues (1). Hence, a substantial number of people are experiencing persistent symptoms such as pain, heart palpitations, breathlessness, cognitive impairment, and fatigue (2). Many symptoms have been reported following COVID-19 (3), with evidence from a symptom tracker in the UK suggesting the existence of six different syndromes. However, consensus on what clusters of sequelae exist is not available. The highly varied nature of symptoms and experiences reported by patients has made standardised diagnosis difficult. In particular, accurate clinical coding of 'Long COVID' has been lacking, thereby impeding research efforts (4). However, age, self-reported health status before the onset of symptoms, self-reported pre-existing comorbidities and the number of symptoms during the infection were found to significantly predict the number of symptoms patients with long COVID may experience at follow-up (5). The most common symptoms presented to the GP, four weeks after infection, were joint pain (2.5%), anxiety (1.2%) and prescription of non-steroidal anti-inflammatory drugs (1.2%) using routine medical record data (6).

Health systems internationally have been under extreme pressure due to the COVID-19 pandemic. Many countries have faced large demands for healthcare, resulting in elective care being postponed and many patients foregoing or delaying necessary healthcare. These stresses have led to large waiting lists in the UK. The large numbers of SARS-CoV-2 infections could lead to a further demand on healthcare because of long COVID. At present, there is limited data (6) available to inform health systems about the scale of demand that might be expected and what services might be sought. However, establishing the extent to which these conditions are attributable to COVID-19 or reflect disease burden among the general

population can be difficult. Misclassification may also occur because of the general misunderstanding of long-term consequences of COVID-19 and the likelihood that clinicians may attribute unrelated illness, or worsening of existing symptoms, to COVID-19.

Research to establish the natural history of COVID-19 disease over the medium- and long-term can inform understanding of the long-term effect of COVID and potentially inform expectations about future health system demands. This study therefore aims to develop an understanding of the burden on the healthcare system attributable to COVID-19, quantify the length of time of excess resource use, and identify the different diagnostic clusters that underpin any excess healthcare use.

Methods

Study design

To investigate primary and secondary healthcare use after a positive reverse transcription – polymerase chain reaction (RT-PCR) test result, we followed a target trial (also called an ‘emulated trial’) design (7,8), e.g. emulating a randomised control trial using observational data, by ensuring cases and controls are as similar as possible at baseline and only the exposure (e.g. COVID positive/negative) differs between the groups. In addition, given the consequences of COVID-19 may differ depending on the severity of the initial disease, we defined two different exposed groups, reflecting different severity of disease: a) Received a positive RT-PCR at a community testing site; and b) received a positive RT-PCR at a hospital testing site (See appendix A for what constitutes a ‘community’ and ‘hospital’ testing site). For each exposed group, we defined two alternative control groups. First, we followed a test negative design (i.e., comparing people who tested positive to those testing negative) to better account for potential under-ascertainment and variable testing. We then compared people who tested negative to controls who had not yet been tested at that time. This latter analysis provided greater statistical power for analysis but was potentially at greater risk of bias due to differential testing. For example, those with any respiratory symptoms would have a COVID-19 test so the non-tested group were predominantly non-symptomatic patients.

Study population (28/02/2020 to 26/08/2021)

The study used the Secure Anonymised Information Linkage (SAIL) Databank in Wales (9), which includes nation-wide electronic health records from primary and secondary care. The SAIL databank is a data repository which allows person-based data linkage across datasets.

This databank includes Welsh GP data, hospital in- and out-patient records, as well as mortality data collected by the Office of National Statistics (ONS). SAIL holds over a billion anonymised records and has Welsh population coverage for 100% of hospital data and 90% of GPs. It uses a split-file approach to ensure anonymisation and overcome issues of confidentiality and disclosure in health-related data warehousing. Demographic data are sent to a partner organisation, NHS Wales Informatics Service, where identifiable information is removed; clinical data are sent directly to the SAIL Databank and an individual is assigned an encrypted anonymised linking field (ALF). The ALF is used to link anonymised individuals across datasets, facilitating longitudinal analysis of an individual's journey through multiple health, education and social datasets (9).

The data linked in this study (Figure 1) were; Welsh Demographic Service to identify all patients registered with a GP practice and identify when people move in and out of Wales, Primary care GP dataset to identify healthcare contacts in general practice, data collected by GPs are captured via Read Codes version 2 (5-character alphanumeric codes related to diagnosis, medication and process of care codes) (10), the hospital inpatient and outpatient data collected in the Patient Episode Database for Wales, which contains clinical information regarding patients' hospital admissions, discharges, diagnoses and operations using the International Classification of Diseases (ICD-10) clinical classification system. The ONS Mortality dataset contains demographic data, place of death and underlying cause of death (also ICD-10) and test results from the laboratory management information system to identify individuals who have had a laboratory COVID-19 test and the test result.

Identifying SARS-CoV-2

The study identified all people in Wales registered with a Welsh GP and stratified them as having had a SARS-CoV-2 positive test result, a negative result, or no SARS-CoV-2 test between 28/02/2020 and 26/08/2021. Two exposed study cohorts were defined: A) Tested positive for SARS-CoV-2 in the community and B) Tested positive for SARS-CoV-2 in hospital, based on the location data associated with their testing result. Two sets of controls were created through propensity score matching (see below) for each of these exposure groups: C) Controls who tested negative for SARS-CoV-2 (individuals that have negative tests prior to being positive are valid for linking to other individuals which are positive), and D) Controls who had not tested positive for COVID at the index time (but may test positive later and become a case or test negative and enter group A at a later date). Study cohorts identified included: A) Exposed (Case), those tested positive for SARS-CoV-2 when in hospital or in the community B) Controls A who tested negative for SARS-CoV-2 in hospital or the community (individuals that have negative tests prior to being positive are valid for linking to other individuals which

are positive) and, C) Control group B, those who had not been tested for COVID at the index time (but may test later and become cases or enter group A at a later date).

Propensity matching

Exposure to SARS-CoV-2 infection is defined as starting from the date of having a positive RT-PCR test result. A positive hospital case was matched with three controls for control A (test negative) also tested in hospital and three controls from control B (not tested at the index date). A positive community case was matched with three controls for control A tested in the community and control B (not tested). Follow-up of the exposure period was censored for the control participant if the control goes on to have a positive test. Controls who have a positive test were then eligible to be included in the analysis within the exposed group. Cases and controls were propensity matched on; Welsh Index of multiple deprivation quintile (WIMD), comorbidities using the Charlson Comorbidity Index (CCI), number of people in the household, number of previous SARS-CoV-2 tests. In addition to the propensity score the following features were utilised to make the control group; gender, local authority area, week of birth (+/- 1 year from date), and location of the test (community/hospital/other).

Data cleaning

Data were checked for patterns of missingness and implausible values for all analytical variables investigated. A record of reasons for exclusion from analysis was maintained. Individuals with no recorded test location (excluding the untested population) were excluded from the analysis.

Outcomes

The primary outcome was to determine whether testing positive for SARS-CoV-2 results in different use of primary and secondary care in the first 6 months following the test, compared to those who had currently not tested positive.

Statistical analysis

Descriptive statistics were gathered on the negative test, positive test, and untested populations to assess the adequacy of the propensity matching. Frequency of deaths, primary and secondary care visits were tracked each month and adjusted for the population size accounting for individuals who had been censored. General groups of codes used to define the clinical outcomes of this study can be seen in appendix B (full list in appendix E). Sick notes only refer to those issued by the GP and not self-certified notes. Whether the codes originated in primary or secondary and additional notes are also included in this appendix (E). Outcomes include death, first secondary care visit, diabetes, embolism, fatigue, mental and

behavioural disorders, respiratory conditions, post viral illness and sick notes. Alternatively, an individual could be censored. Reasons for censorship include death (from any cause), end of follow-up period (28 days or 168 days), end of study period (01/08/2021), changing COVID-19 test status through a confirmed RT-PCR test or leaving Wales.

Secondary analyses examined a) health care use b) the length of time by which the excess risk associated with SARS-CoV-2 infection and COVID-19 disease has ended.

Survival Analysis

Survival analysis was used to examine the time between an individual's first RT-PCR and the first occurrence of an outcome or endpoint. The time between the index date and the endpoint was calculated for each different outcome independently. Age has been calculated using the week of birth and the date of first test or index date divided by 365.25 to provide the age in years.

Cox proportional hazard models were used to produce hazard ratios (HR) to quantify likelihood the first instantaneous occurrence of an outcome within: i.0 - 28 days (1 month), ii. 29 - 168 days (5 months) following a RT-PCR. The negative test population result was set as the reference group for the positive and untested population. The untested population was compared with the negative group to understand bias in who attends for testing as those who are untested are also unlikely to attend for healthcare for other conditions. The negative test population was also set as the reference group when the data are stratified by test location (community or hospital). Follow up starts on the day of being classified as exposed (or the date of being matched for controls). Follow-up ends on the first of: experiencing the outcome of interest or being censored.

Individual models were run for each outcome, time frame (1-4 weeks & 5-24 weeks) and location (combined location, hospital only and community only). Dataset conditions were dependent on the time frame being studied: i.1-4 weeks: the end of the follow up period was 28 days from the index date, ii.5 - 24 weeks: the follow up period was between 29 and 168 days from the index date. If an RT-PCR positive individual died within the first 28 days all their propensity matched partners were also removed from the analysis. Life table analysis uses the full follow up period between day 0 and 168 from the first test or index date.

Life Table Analysis

Risk ratios (RR) showing the relative risk of an outcome every 4 weeks compared to a reference group were calculated through life table analysis. The analysis creates a ratio of

absolute risk (AR) for each outcome adjusting the population size as individuals are censored. The reference groups for those tested in the community and hospital settings are negative tests in their respective environments. The reference group for the untested population was negative tests in the community only as this was to explore the bias in health care use for those who have not been tested.

Software

The data handling and preparation for survival analysis, descriptive statistics and life table analysis were performed in an SQL database (SAIL) using Eclipse (11) and tabulated in Microsoft Excel for database extraction. Final data preparations specific to survival analysis were performed in RStudio 2021.09.0 such as setting reference groups for the Cox proportional hazard models (12). Survival analysis was performed in R studio using packages 'Survminer' (13) and 'Survival' (14). 'Love Plots' (appendix C) were created in R using the package 'cobalt' (15). Risk ratio and confidence intervals calculations were performed in Microsoft Excel (Version 2201.) and hazard ratio plots (figures 5 - 8) were also manually constructed in Microsoft Excel.

Ethical approval

Data held in the SAIL databank are anonymised and therefore, no NHS ethical approval is required. All data contained in SAIL has the permission from the relevant Caldicott Guardian or Data Protection Officer and SAIL-related projects are required to obtain Information Governance Review Panel (IGRP) approval. The IGRP approval number for this study is 1259.

Results

Demographic of Case Controls

There were 249,390 people who had a positive SARS-CoV-2 test between 28/02/2020 and 26/08/2021. When these were propensity matched with controls this number reduced to 41,838 individuals, thus removing 83% of the data. The dataset was then further restricted by removing all matches for whom their test location was matched as missing.

Three matched cohorts are used in this study; COVID-19 test positive (case), COVID-19 test negative (control) and not tested (control). 23,015 and 69,566 individuals were identified to have had a positive and negative test respectively. Appendix C shows 'Love Plots' for the

standardised mean distribution before and after the propensity matching had occurred. Censorship patterns were checked and were similar across the cohorts.

Death Following RT-PCR

The mortality rate was higher within the first four weeks of those who tested positive ($n = 3019.77$) compared with individuals who tested negative ($n = 980.36$) or who were untested ($n = 128.23$) (see figure 2). The untested population maintains a low mortality frequency for the entire follow up period (77.29 - 140.55). The mortality frequency in positive and negative controls converges at 5-8 weeks and declines towards the end of the follow-up period. The negative population had a marginally higher frequency during the 5–24-week period.

These findings are also observed in the cox proportional hazard models (see figures 5 - 8). Positive individuals were significantly more likely to die within 28 days of a positive test in both the community (HR: 4.10, 95%CI: 3.38 to 4.97, $p < 0.001$) and hospital (HR: 2.83, 95%CI: 2.50 to 3.22, $p < 0.001$) environments when compared controls. Untested individuals were significantly less likely to die (HR: 0.13, 95%CI: 0.11 to 0.16, $p < 0.001$) compared with tested. After 5 weeks, positive individuals were significantly less likely to die if tested in the community (HR: 0.72, 95%CI: 0.58 to 0.91, $p = 0.005$) more likely to die if tested in hospital (HR: 1.22, 95%CI: 1.01 to 1.47, $p = 0.037$). Untested individuals were much less likely to die than those tested after 5 weeks (HR: 0.36, 95%CI: 0.32 to 0.41, $p < 0.001$).

Risk ratios from the life table analysis support the observed trends and can be seen in table 2. They illustrate that individuals are more likely to die following a positive test in both the hospital (RR: 2.77, 95%CI: 2.45 to 3.14) and community (RR: 4.06, 95%CI: 3.35 to 4.92) environment in the first four weeks. After 5 weeks an individual was less likely to die if receiving a positive test in the community or if no test had been taken by this point.

Outcomes 1 - 4 - and 5 - 24-weeks Post Test

Combined Environments

The hazard ratios, confidence intervals and p-values for the occurrence of each outcome can be seen in figures 3-6. For both environments combined (figure 3), diagnosis of influenza (HR: 5.68, 5.08 to 6.43, $p < 0.001$), fatigue (HR 1.77, 1.34 to 2.35, $p < 0.001$), respiratory condition (HR: 1.53, 1.43 to 1.63, $p < 0.001$), embolism (HR: 1.50, 1.15 to 1.97, $p < 0.003$), requirement for a sick note (HR: 3.58, 95%CI: 1.20 to 10.07, $p = 0.022$) and death (HR: 3.12, 95%CI: 2.80 to 3.46, $p < 0.001$) were higher in the first 4 weeks compared to their propensity matched controls. In the 5–24-week period, previously positive individuals had higher post-viral

syndrome (HR: 4.57, 95%CI:1.77 to 11.08, $p=0.002$), embolism (HR: 1.51, 95%CI:1.13 to 2.02, $p=0.005$) and fatigue (HR: 1.47, 1.24 to 1.75, $p<0.001$). In addition, when compared to negative controls, survivors of COVID-19 were less likely to be diagnosed with anxiety, depression, or other mental or developmental condition codes.

Separate Test Environments

Hazard ratios for community and hospital tested individuals can be seen in figures 4 and 5. The use of the influenza codes were much higher in those diagnosed in the community (HR: 10.31, 95%CI: 8.53 to 12.50, $p<0.001$) compared to the hospital diagnosed (HR: 3.92, 95%CI: 3.40 to 4.51, $p<0.001$) in the first 4 weeks. Sick notes were more likely to be given following a positive test in hospital (HR: 3.04, 95%CI: 0.88 to 10.50, $p=0.079$) and community sites (HR: 6.43, 95%CI: 0.58 to 70.90, $p=0.130$). Fatigue occurred with a similar frequency 1-4 weeks following tests at either location Hospital (HR: 1.81, 95%CI:1.08 to 3.02, $p = 0.024$) and community (HR: 1.76, 95%CI: 1.26 to 2.46, <0.001). Embolism codes occurred more frequently within 1-4 weeks in the community (HR: 2.83, 95%CI: 1.91 to 4.21, $p<0.001$) vs Hospital (HR: 0.88, 95%CI: 0.55 to 1.27, $p = 0.440$).

Individuals were more at risk of post-viral syndrome following a test in the community (HR:4.65, 95%CI: 1.52 to 14.20, $p<0.007$) and hospital (HR: 4.40, 95%CI: 0.73 to 26.30, $p<0.100$). Regardless of the environment, individuals who had tested positive were more likely to have an embolism code 5-24 weeks following a test (HR: 1.50, 95%CI:1.01 to 2.21, $p = 0.043$) (community) and (HR:1.54, 95%CI 1.01 to 2.37, $p = 0.047$) (hospital). Survivors of COVID tested in the community appeared to be at a lower risk from anxiety, depression and self-harm (HR: 0.87, 95%CI: 0.77 to 1.00, $p = 0.048$), however those tested in the hospital were at an increased risk (HR: 1.20, 95%CI: 1.00 to 1.45, $p = 0.053$).

Untested Controls

Hazard ratios for the untested controls comparison to test negative individuals can be seen in figure 6. The people who did not have any record of a COVID test between 28/02/2020 and 26/08/2021 were at a lower risk of all outcomes.

Fatigue

Fatigue was higher for the entire follow-up period for those who had tested positive. Community rates were comparable to those in hospital. Those who had been in hospital (but tested negative) had higher levels of fatigue than people in the community who were untested (see figure 7).

Embolism

Across all groups, the overall volume of events is very low. The risk of embolism (figure 8) is much higher in those who were in hospital. The rates are equivalent in those testing either positive or negative. There appears to be a greater volume of events within the first 3 weeks for those who were hospital negative vs hospital positive. There seems to be an equivalent number of events up to around 140 days where there begin to be marginally more in the hospital negative group. Positive cases in the community also seem to have a greater volume of events compared to community negative. Beyond 3 weeks both community groups appear to have a similar frequency of events shown by a similar gradient.

Life Table Analysis

Table 2 shows individuals who tested positive in the community have an increased risk or increased trend of a first embolism and first fatigue code occurring through almost the entire follow up period. Community positive individuals are only less at risk of an embolism code 21-24 weeks following a test.

Discussion

Principle findings: This study examines the health care use 1-4 and 5-24 weeks following COVID-19 using propensity matched control methods to emulate a trial and suggest causal inference. It compares individuals who test positive for SARS-CoV-2 with controls who are propensity matched to account for deprivation, comorbidities, numbers in the households, number of previous SARS-CoV-2 tests (i.e., propensity to test positive), gender, age, and local authority area. These findings relate to testing prior to the identification of the Omicron variant and therefore includes all variants except Omicron. The cohorts were stratified by individuals testing in the community or hospital and their matches also needed to have been tested in the same stratification. Experiencing COVID-19, even if not accompanied by hospital admission, was associated with an increased risk of fatigue, post-viral illness, and a higher risk of embolism in the community cohort (e.g., code for Venous thromboembolism). The risk of death was greater for COVID positive individuals in the first four weeks, but no excess mortality risk was seen after that. Overall, positive individuals were less likely to receive codes for anxiety, depression, or self-harm. However, after 4 weeks positive individuals tested in hospital had an increased risk.

Strengths and Limitations: This study has several strengths, it utilises an entire country's (Wales) primary and secondary care data and so gives a national perspective of outcomes of COVID-19, making the work generalisable as it is a total population cohort. The use of propensity matching has the advantage of adjusting for many variables and so adjusting for propensity to contact COVID and account for a rich set of covariates which are associated with infection risk, so giving robust findings of association outcomes with surviving COVID. In addition, we were able to match and so control for differences between those tested in the community compared to when they attend a hospital. However, the matching did reduce the sample size of COVID patients from 249,390 to 98,600 which means a loss of 60% of COVID cases who did not have a match, this would result in a loss of precision for detecting rare events. Some limitations of this study include, the study only investigates the first occurrence and does not reflect total burden or duration of an existing problem for example, this study showed higher levels of fatigue in those with COVID, but it did not show how long this fatigue lasts for as the analysis gives a time to first mention of a fatigue diagnosis. This study examines engagement with healthcare and so can reflect use and burden to the health care system due to COVID specifically. However, it cannot capture the unmet need of people who have morbidity associated with COVID but do not seek healthcare for their illness. In addition, this study could not identify diagnosis which may not have a clear coding that can be captured using the GP or hospital system, such as memory loss, or brain fog which have been found to be associated with COVID (16).

Comparison with other studies: The finding that those who survive COVID show higher rates of cardiovascular disease is in agreement with other published findings, such as findings that several cardiovascular disorders are higher in veterans data in the US (17) and higher rates of venous thromboembolism (6) using CPRD data in the UK. However, the finding that there is no overall increase in diagnosis of mental health problems was at odds with literature from the US veterans study(16) and a study using the US TriNetX (3) dataset which both find higher rates of psychiatric morbidity and mental health diagnosis after COVID (18). The difference in findings may be due to differences in the variables used to the propensity scores to match with test negative patients, or real differences in risk of mental health conditions associated with the health care system (US compared to UK) and with population included e.g. US veterans cohort vs Wales population cohort.

Implications and future research: The absolute numbers of contacting their health care professional with long term effects of COVID are low and there was no increased need for sick notes compared to a matched comparison group after 4 weeks. Therefore, the findings are reassuring that post-COVID adverse consequences do occur but the overall number of people

seeking health care for this are low. It must be noted though that some adverse events such as embolism are serious and so clinicians should be aware of higher rates for a prolonged period in those who have had COVID. In addition, more work is needed to examine the burden to patients who are not seeking health care.

Conclusions: This used a national cohort of people with COVID-19, showed risk of fatigue, post-viral syndrome and embolism is higher compared to a propensity matched comparison group and this was for those hospitalised and non-hospitalised and lasted for at least 24 weeks. Absolute numbers of those attending health care settings for complications of COVID are low (e.g. 1% of those surviving COVID) but some of the burden may be undiagnosed due to sufferers not presenting to a health care setting.

Funding:

This work was funded by the National Core Studies, an initiative funded by UKRI, NIHR and the Health and Safety Executive. The COVID-19 Longitudinal Health and Wellbeing National Core Study was funded by the Medical Research Council (MC_PC_20030). SVK acknowledges funding from a NRS Senior Clinical Fellowship (SCAF/15/02), the Medical Research Council (MC_UU_00022/2) and the Scottish Government Chief Scientist Office (SPHSU17).

Acknowledgements:

This study is part of the National Centre for Population Health and Wellbeing, which is funded by Health Care Research Wales. This study makes use of anonymised data held in the Secure Anonymised Information Linkage (SAIL) Databank (9,19,20). We would like to acknowledge all the data providers who make anonymised data available for research.

This work was supported by Health Data Research UK, which receives its funding from HDR UK Ltd (HDR-9006) funded by the UK Medical Research Council, Engineering and Physical Sciences Research Council, Economic and Social Research Council, Department of Health and Social Care (England), Chief Scientist Office of the Scottish Government Health and Social Care Directorates, Health and Social Care Research and Development Division (Welsh Government), Public Health Agency (Northern Ireland), British Heart Foundation (BHF) and the Wellcome Trust.

The responsibility for the interpretation of the information supplied is the authors' alone.

References

1. Drew DA, Nguyen LH, Steves CJ, Menni C, Freydin M, Varsavsky T, et al. Rapid implementation of mobile technology for real-time epidemiology of COVID-19. *Science* [Internet]. 2020 Jun 19 [cited 2022 Mar 3];368(6497):1362–7. Available from: <https://www.science.org/doi/abs/10.1126/science.abc0473>
2. Kingstone T, Taylor AK, O'Donnell CA, Atherton H, Blane DN, Chew-Graham CA. Finding the “right” GP: a qualitative study of the experiences of people with long-COVID. *BJGP Open* [Internet]. 2020 Dec 1 [cited 2022 Mar 3];4(5):1–12. Available from: <https://bjgpopen.org/content/4/5/bjgpopen20X101143>
3. Taquet M, Geddes JR, Husain M, Luciano S, Harrison PJ. 6-month neurological and psychiatric outcomes in 236 379 survivors of COVID-19: a retrospective cohort study using electronic health records. *The Lancet Psychiatry* [Internet]. 2021 May 1 [cited 2022 Mar 6];8(5):416–27. Available from: <http://www.thelancet.com/article/S2215036621000845/fulltext>
4. Williamson EJ, Walker AJ, Bhaskaran K, Bacon S, Bates C, Morton CE, et al. Factors associated with COVID-19-related death using OpenSAFELY. *Nature* 2020 584:7821 [Internet]. 2020 Jul 8 [cited 2022 Mar 3];584(7821):430–6. Available from: <https://www.nature.com/articles/s41586-020-2521-4>
5. Goërtz YMJ, Herck M van, Delbressine JM, Vaes AW, Meys R, Machado FVC, et al. Persistent symptoms 3 months after a SARS-CoV-2 infection: the post-COVID-19 syndrome? *ERJ Open Research* [Internet]. 2020 Oct [cited 2022 Mar 3];6(4):00542–2020. Available from: <https://pmc/articles/PMC7491255/>
6. Whittaker HR, Gulea C, Koteci A, Kallis C, Morgan AD, Iwundu C, et al. GP consultation rates for sequelae after acute covid-19 in patients managed in the community or hospital in the UK: population based study. *BMJ* [Internet]. 2021 Dec 29 [cited 2022 Mar 3];375. Available from: <https://www.bmj.com/content/375/bmj-2021-065834>
7. Danaei G, García Rodríguez LA, Cantero OF, Logan RW, Hernán MA. Electronic medical records can be used to emulate target trials of sustained treatment strategies. *Journal of Clinical Epidemiology* [Internet]. 2018 Apr 1 [cited 2022 Mar 3];96:12–22. Available from: <http://www.jclinepi.com/article/S0895435617304997/fulltext>
8. Hernán MA, Robins JM. Using Big Data to Emulate a Target Trial When a Randomized Trial Is Not Available. *American Journal of Epidemiology* [Internet]. 2016 Apr 15 [cited 2022 Mar 3];183(8):758–64. Available from: <https://academic.oup.com/aje/article/183/8/758/1739860>
9. Jones KH, Ford D v., Thompson S, Lyons RA. A Profile of the SAIL Databank on the UK Secure Research Platform. *International Journal of Population Data Science* [Internet]. 2019 Nov 20 [cited 2022 Mar 3];4(2). Available from: <https://ijpds.org/article/view/1134>
10. NHS Digital. Read Codes [Internet]. [cited 2022 Feb 16]. Available from: <https://digital.nhs.uk/services/terminology-and-classifications/read-codes>
11. IBM. Eclipse [Internet]. [cited 2022 Mar 3]. Available from: <https://www.ibm.com/support/pages/java-sdk-downloads-eclipse>

12. RStudio Team. RStudio | Open source & professional software for data science teams - RStudio [Internet]. Boston; 2021 [cited 2022 Mar 3]. Available from: <https://www.rstudio.com/>
13. Kassambara A, Kosinski M, Biecek P. survminer: Drawing Survival Curves using “ggplot2” [Internet]. 2021 [cited 2022 Mar 3]. Available from: <https://cran.r-project.org/web/packages/survminer/index.html>
14. Therneau T. A Package for Survival Analysis in R [Internet]. 2021 [cited 2022 Mar 3]. Available from: <https://cran.r-project.org/web/packages/survival/index.html>
15. Noah Greifer. cobalt: Covariate Balance Tables and Plots. 2022.
16. Rivera-Izquierdo M, Láinez-Ramos-Bossini AJ, de Alba IG-F, Ortiz-González-Serna R, Serrano-Ortiz Á, Fernández-Martínez NF, et al. Long COVID 12 months after discharge: persistent symptoms in patients hospitalised due to COVID-19 and patients hospitalised due to other causes-a multicentre cohort study. BMC medicine [Internet]. 2022 Dec [cited 2022 Mar 6];20(1). Available from: <https://pubmed.ncbi.nlm.nih.gov/35193574/>
17. Xie Y, Xu E, Bowe B, Al-Aly Z. Long-term cardiovascular outcomes of COVID-19. Nature Medicine 2022 [Internet]. 2022 Feb 7 [cited 2022 Mar 3];1–8. Available from: <https://www.nature.com/articles/s41591-022-01689-3>
18. Xie Y, Xu E, Al-Aly Z. Risks of mental health outcomes in people with covid-19: cohort study. BMJ [Internet]. 2022 Feb 16 [cited 2022 Mar 6];376:e068993. Available from: <https://www.bmj.com/content/376/bmj-2021-068993>
19. Rodgers SE, Demmler JC, Dsilva R, Lyons RA. Protecting health data privacy while using residence-based environment and demographic data. Health & Place. 2012 Mar 1;18(2):209–17.
20. Lyons RA, Ford D v., Moore L, Rodgers SE. Use of data linkage to measure the population health effect of non-health-care interventions. The Lancet. 2014 Apr 26;383(9927):1517–9.

Tables

Table 1: Demographic profile of propensity matched infected and non-infected individuals analysed.

Table 2. The risk ratios [95% confidence intervals] from life table analysis are presented and show the relative risk of a first event each month following a positive covid test or from the index date (Untested). Reference groups are stated in the first row. Sick notes and post viral syndrome removed due to insufficient data. [Key: Green: ≤ 0.99 , Red ≥ 1.01 & 95%CI Does not cross 1.00 threshold].

Figures

Figure 1: Flow Diagram of participants.

Figure 2. Deaths Per 100,000 Every 4 Weeks Following a COVID-19 Test or the Index Date (Untested)

Figure 3 - Displays the hazard ratio for the altered chance of an outcome if an individual had a positive COVID-19 test in either the hospital or community environment. The reference group is any negative COVID-19 test result in either environment.

Figure 4 - Displays the hazard ratio for the altered chance of an outcome if an individual had a positive COVID-19 test in the community environment only. The reference group is negative COVID-19 tests in the community environment only.

Figure 5 - Displays the hazard ratio for the altered chance of an outcome if an individual had a positive COVID-19 test in the hospital environment. The reference group is negative COVID-19 tests in the hospital environment only. Hazard ratios in boxes exceed the x-axis, and the positive value has been capped at a value of 15.

Figure 6 - Displays the hazard ratio for the altered chance of an outcome if an individual has not had a COVID-19 test. This comparison was used to examine possible bias in the tested population compared to the untested.

Figure 7: Time to first fatigue code by COVID diagnosis.

Figure 8: Time to First Embolism Code by COVID-19 diagnosis.

Appendix

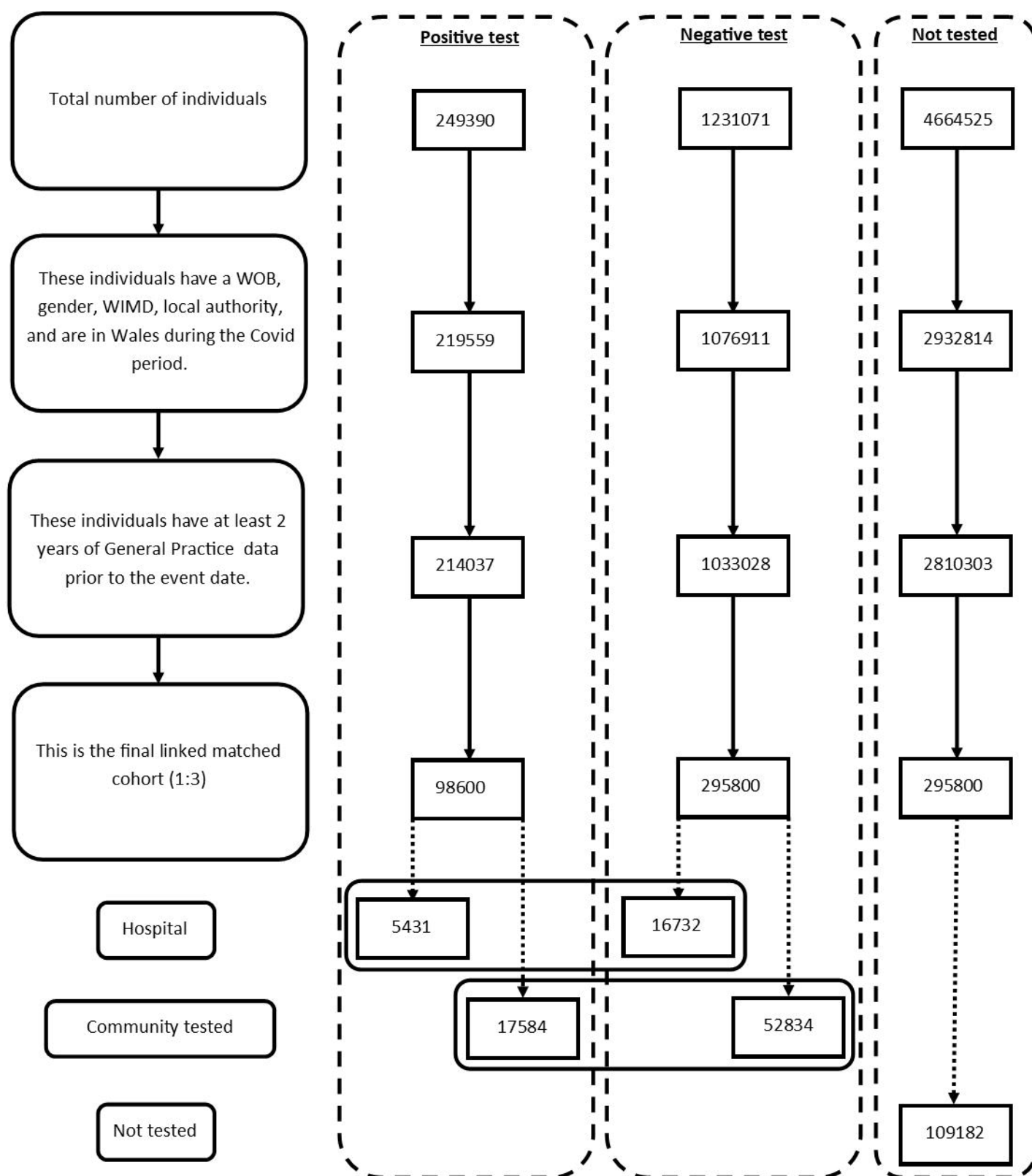
Appendix A: Individual SARS-CoV-2 testing sites included under each testing location.

Appendix B: Location origins of the codes used to define the outcomes in the study. Additional notes also provided.

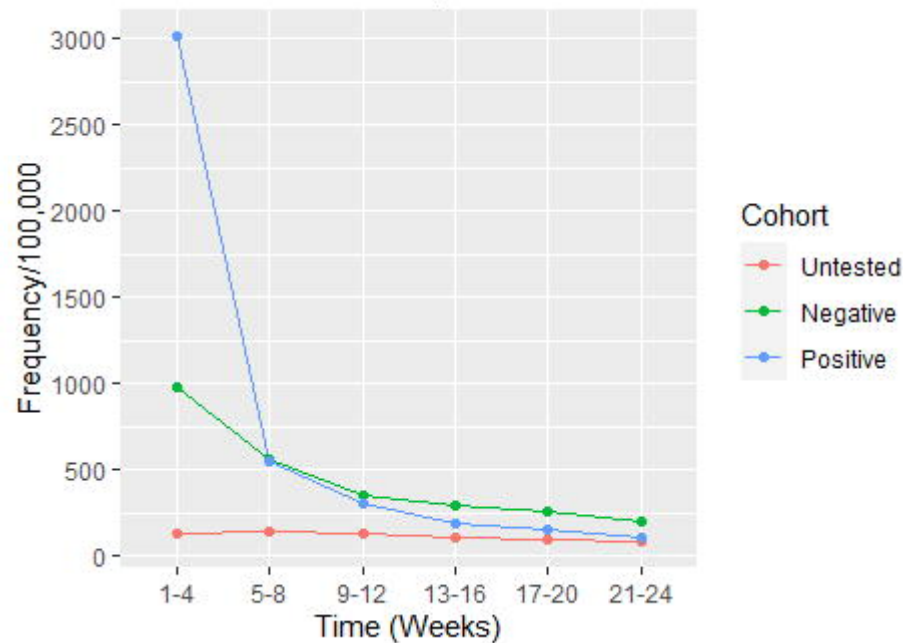
Appendix C: Shows 'Love Plots' for the main covariates before and after the propensity matching had taken place for community and hospital tested individuals.

Appendix D: Shows the raw values for figure 2 which show death, primary and secondary care codes per 100,000 individuals.

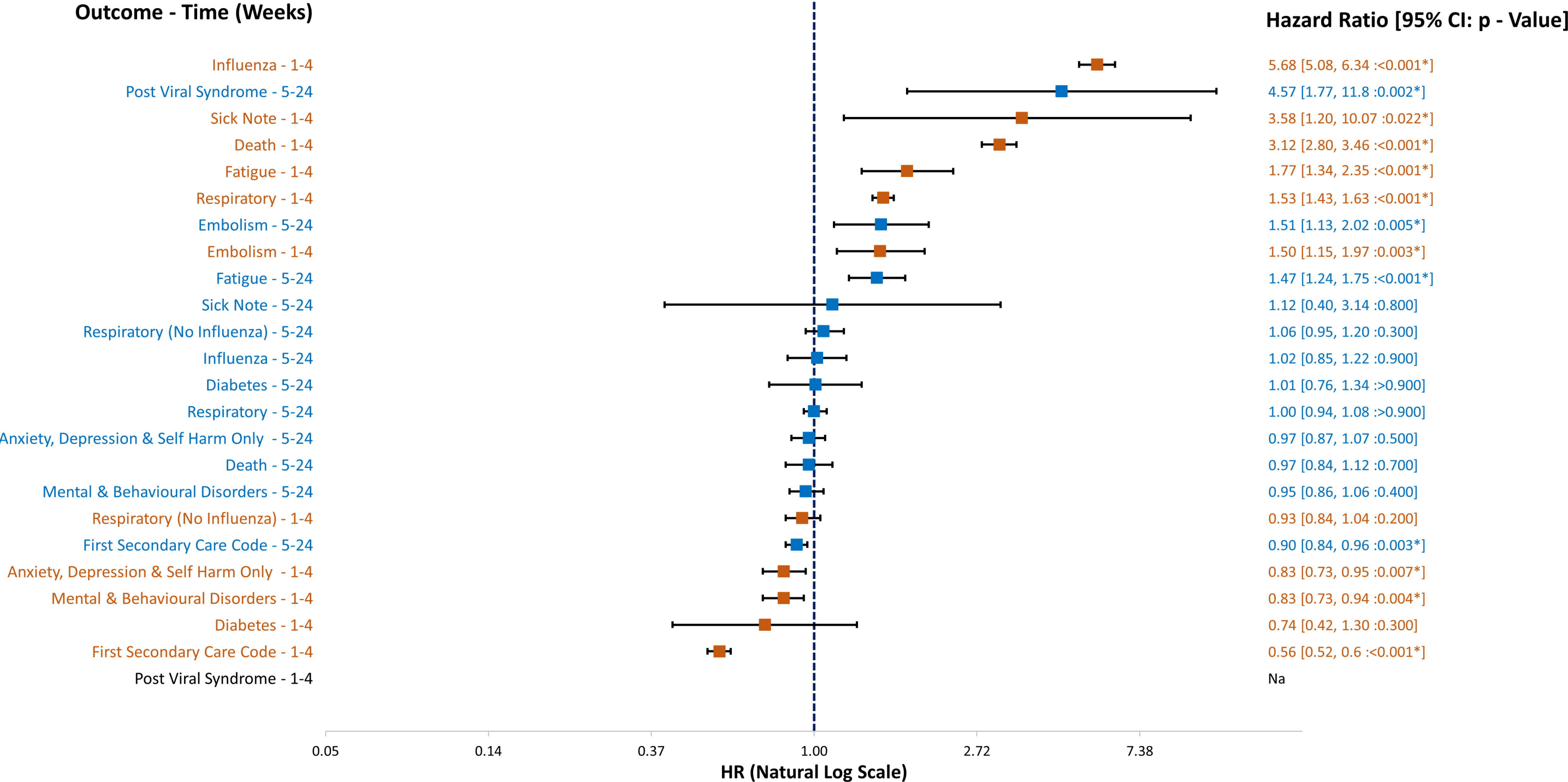
Appendix E: Table of Codes under investigation.



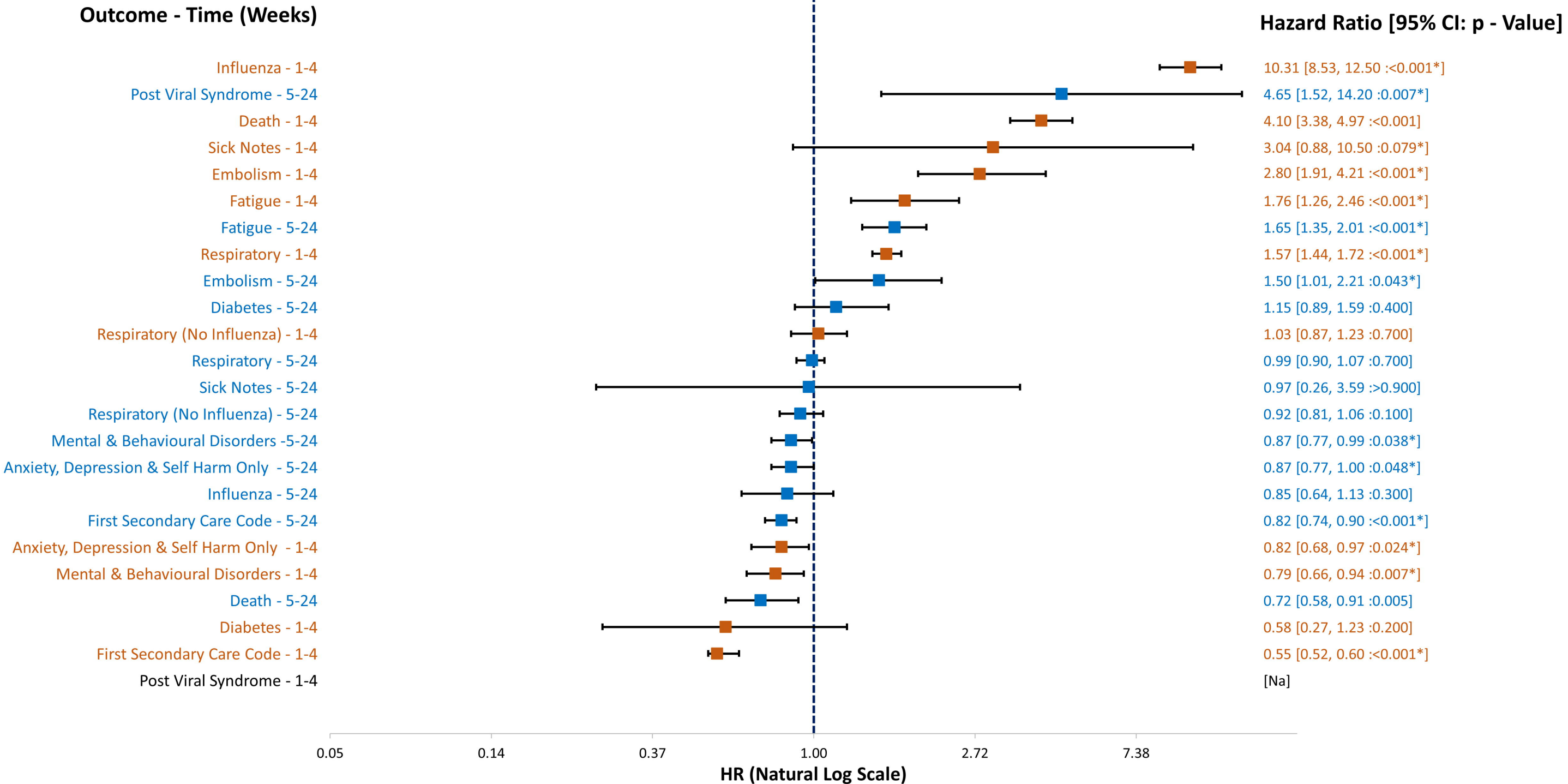
Being Positive For COVID 19 Not Associated With Greater Risk of Death Beyond 4 Weeks Post Test



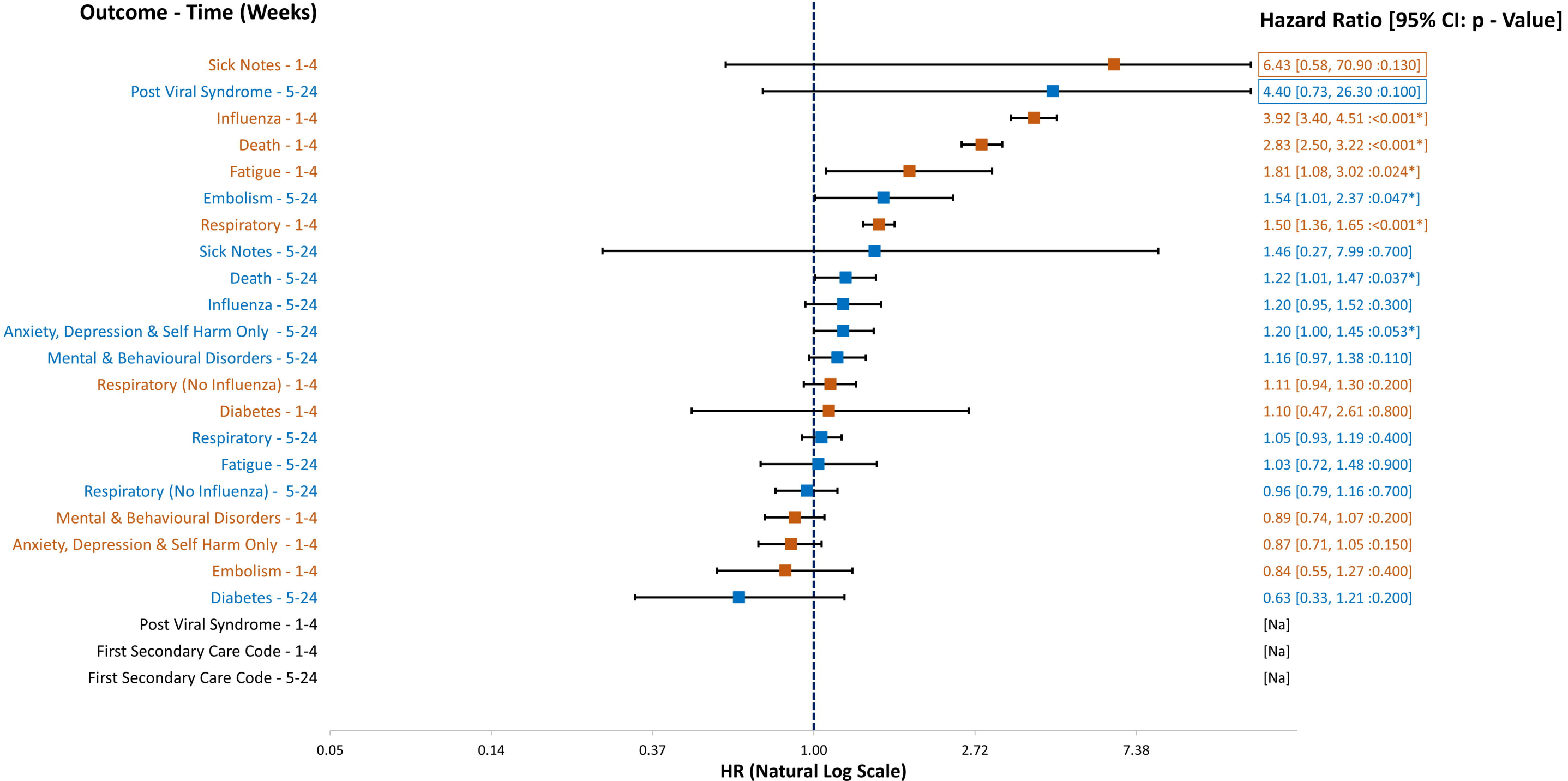
Hazard Ratio for First Outcome 1 - 4 and 5 - 24 Weeks Following a RT-PCR in the Hospital or Community Environment (Reference: All Negative Tests)



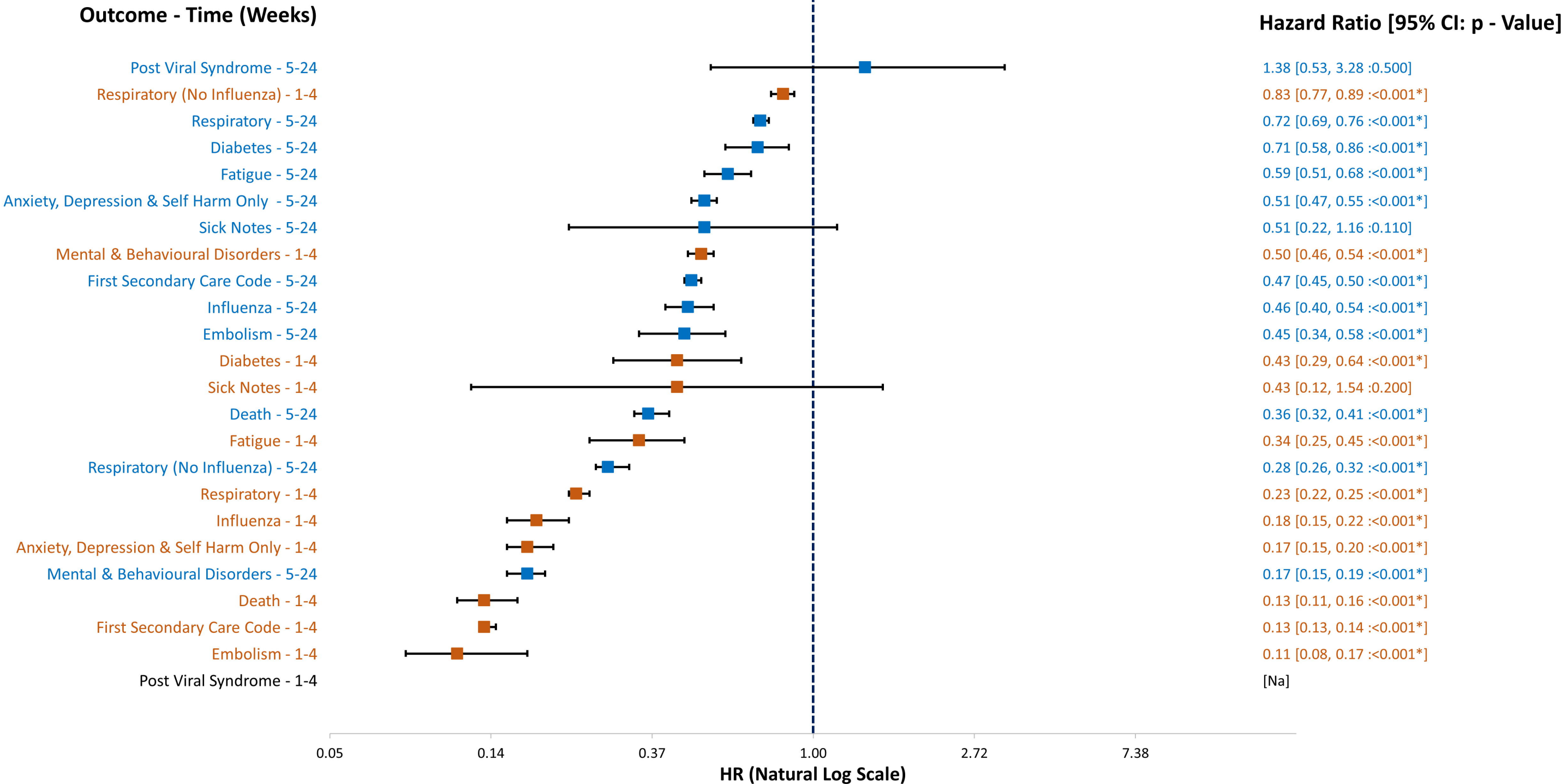
Hazard Ratio for First Outcome 1 - 4 and 5 - 24 Weeks Following a RT-PCR in the Community Environment (Reference: Community Negative Tests)



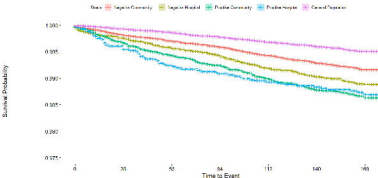
Hazard Ratio for First Outcome 1 - 4 and 5 - 24 weeks following a RT-PCR in the Hospital Environment (Reference: Hospital Negative Tests)



Hazard Ratio for First Outcome 1 - 4 and 5 - 24 Weeks Following the Index Date in the
Untested Cohort (Reference: All Negative Tests)



Fatigue - All Locations



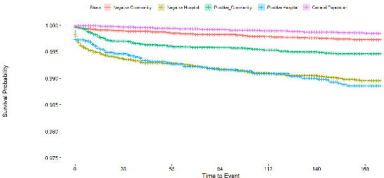
Fatigue - All Locations

	0	20	40	60	80	100	120	140	160
Negative Community	10000 (100)	9800 (98)	9500 (95)	9200 (92)	8800 (88)	8500 (85)	8200 (82)	7800 (78)	7500 (75)
Negative Hospital	10000 (100)	9500 (95)	9000 (90)	8500 (85)	8000 (80)	7500 (75)	7000 (70)	6500 (65)	6000 (60)
Positive Community	10000 (100)	9200 (92)	8500 (85)	8000 (80)	7500 (75)	7000 (70)	6500 (65)	6000 (60)	5500 (55)
Positive Hospital	10000 (100)	8800 (88)	8000 (80)	7500 (75)	7000 (70)	6500 (65)	6000 (60)	5500 (55)	5000 (50)
General Population	10000 (100)	9900 (99)	9700 (97)	9500 (95)	9300 (93)	9100 (91)	8900 (89)	8700 (87)	8500 (85)

Survival Probability

Time to Event

Embolism - All Locations



Embolism - All Locations

	0	20	40	60	80	100	120
Negative Community	12690 (100)	48621 (88)	52465 (82)	42516 (81)	41703 (78)	38944 (76)	31631 (71)
Negative Hospital	18707 (100)	15112 (80)	14389 (78)	13004 (70)	12502 (68)	12005 (70)	12258 (70)
Positive Community	17617 (100)	15330 (87)	14585 (82)	13250 (81)	11991 (80)	13602 (73)	12079 (72)
Positive Hospital	5409 (100)	4715 (87)	4519 (83)	4406 (82)	4037 (80)	4160 (77)	3987 (74)
General Population	89162 (100)	95219 (86)	87621 (88)	85692 (78)	83885 (77)	80350 (71)	71546 (68)
	0	20	40	60	80	100	120

Survival Probability

Time to Event

	Case (+ ve test)		Control (- ve test)		Control
	Community	Hospital	Community	Hospital	Untested
Total, n (%)	17,584 (24.97)	5,431 (24.50)	52,834 (75.03)	16,732 (75.50)	109,182 (100.00)
Males, n (%)	8,222 (46.76)	2,770 (51.00)	24,856 (47.05)	8,361 (49.97)	54,435 (49.86)
WIMD Score 1 or 2, n (%)	3,945 (22.44)	1,233 (22.70)	11,862 (22.45)	3,441 (20.56)	21,694 (19.87)
Mean Age (Years (Std.D))	42.56 (23.47)	51.90 (25.83)	42.74 (23.56)	50.66 (22.92)	43.17 (23.95)
Mean Charlson Index (Std.D)	0.60 (1.00)	1.13 (1.53)	0.55 (1.01)	1.03 (1.47)	0.53 (0.89)

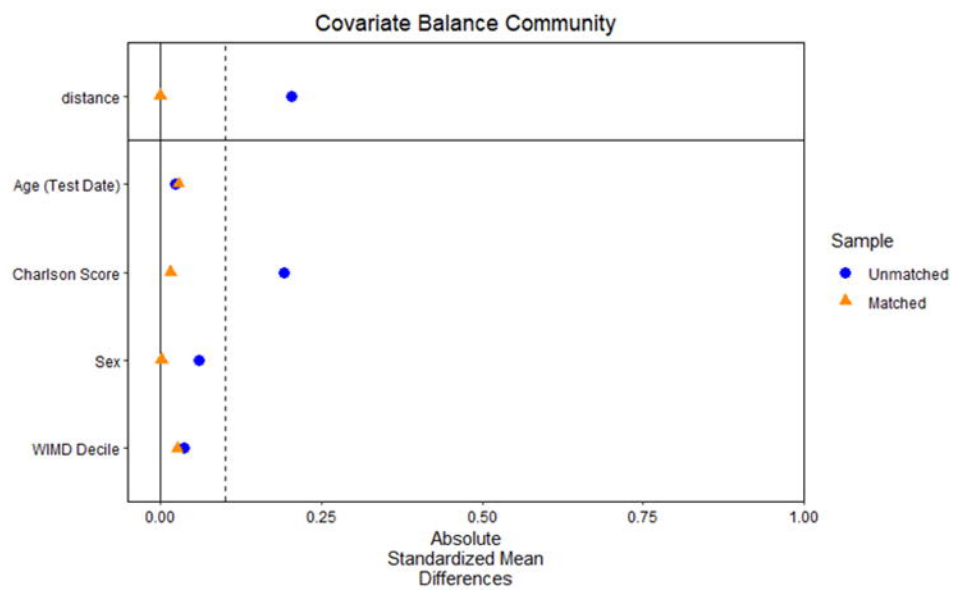
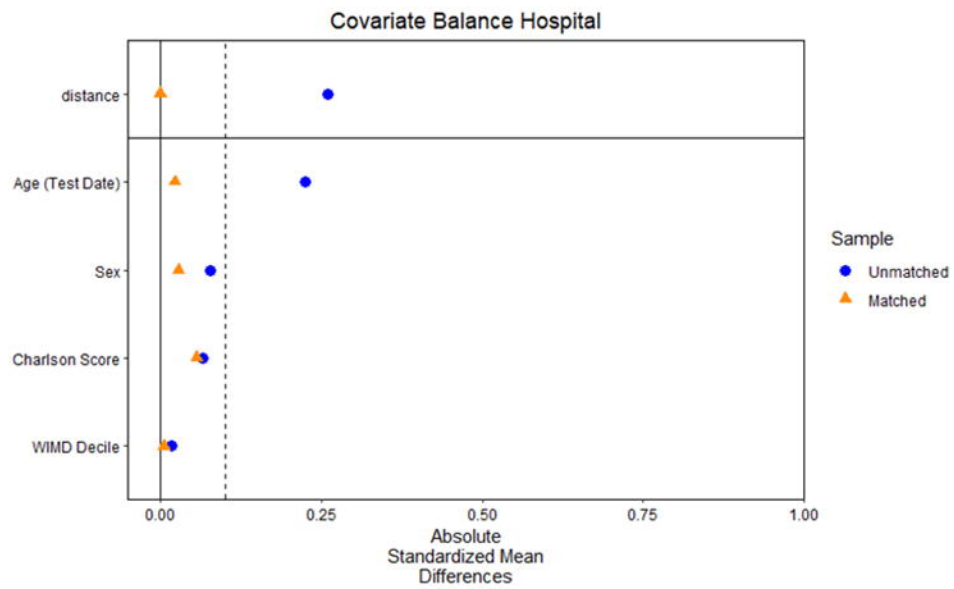
	Time (Weeks)	1 - 4	5 - 8	9 - 12	13 - 16	17 - 20	21 - 24
Embolism	Community (Ref: -ve Test)	2.78 [1.89, 4.09]	2.19 [1.07, 4.47]	1.36 [0.47, 3.92]	1.10 [0.46, 2.61]	1.48 [0.51, 4.34]	0.98 [0.32, 3.04]
	Hospital (Ref: -ve Test)	0.83 [0.55, 1.26]	2.40 [1.01, 5.70]	1.06 [0.38, 2.90]	0.86 [0.24, 3.07]	2.08 [0.59, 7.36]	1.55 [0.58, 4.12]
	Untested (Ref: -ve Test Comm)	0.25 [0.16, 0.40]	0.77 [0.40, 1.49]	0.77 [0.28, 2.08]	0.50 [0.21, 1.18]	0.95 [0.35, 2.54]	0.71 [0.24, 2.10]
Diabetes	Community	0.57 [0.27, 1.22]	1.58 [0.81, 3.08]	0.46 [0.19, 1.09]	1.11 [0.52, 2.40]	1.75 [0.88, 3.47]	1.28 [0.61, 2.68]
	Hospital	1.08 [0.46, 2.55]	0.23 [0.03, 1.74]	0.53 [0.12, 2.36]	0.31 [0.04, 2.45]	1.95 [0.64, 5.94]	0.62 [0.14, 2.82]
	Untested	0.47 [0.22, 1.01]	0.69 [0.37, 1.31]	0.56 [0.24, 1.32]	0.91 [0.45, 1.87]	1.11 [0.60, 2.05]	0.85 [0.42, 1.70]
Fatigue	Community	1.74 [1.25, 2.44]	2.14 [1.40, 3.28]	1.72 [1.07, 2.77]	1.58 [1.06, 2.36]	1.54 [0.99, 2.39]	1.14 [0.67, 1.94]
	Hospital	1.77 [1.06, 2.96]	1.73 [0.91, 3.31]	1.01 [0.43, 2.36]	0.69 [0.30, 1.56]	0.59 [0.20, 1.73]	0.98 [0.39, 2.45]
	Untested	0.36 [0.25, 0.51]	0.59 [0.39, 0.89]	0.76 [0.49, 1.18]	0.60 [0.41, 0.89]	0.59 [0.38, 0.90]	0.74 [0.45, 1.23]
Mental and Behavioural Disorders	Community	0.79 [0.66, 0.93]	0.96 [0.73, 1.25]	1.01 [0.76, 1.34]	0.91 [0.68, 1.21]	0.91 [0.68, 1.22]	0.72 [0.50, 1.04]
	Hospital	0.89 [0.74, 1.06]	1.17 [0.82, 1.67]	0.98 [0.64, 1.50]	0.80 [0.48, 1.31]	1.41 [0.87, 2.28]	1.47 [0.87, 2.51]
	Untested	0.24 [0.20, 0.29]	0.60 [0.46, 0.78]	0.65 [0.49, 0.86]	0.59 [0.45, 0.79]	0.44 [0.33, 0.60]	0.59 [0.41, 0.85]
Anxiety, Depression	Community	0.81 [0.68, 0.97]	0.91 [0.69, 1.21]	1.08 [0.81, 1.44]	0.96 [0.71, 1.28]	0.87 [0.64, 1.17]	0.70 [0.48, 1.02]

& Self Harm	Hospital	0.86 [0.71, 1.05]	1.20 [0.83, 1.74]	1.13 [0.74, 1.75]	0.76 [0.46, 1.28]	1.32 [0.80, 2.17]	1.63 [0.95, 2.80]
	Untested	0.24 [0.20, 0.29]	0.59 [0.45, 0.77]	0.65 [0.49, 0.86]	0.61 [0.46, 0.81]	0.45 [0.33, 0.61]	0.59 [0.41, 0.85]
	Community	1.56 [1.43, 1.70]	0.84 [0.69, 1.02]	1.09 [0.90, 1.33]	0.98 [0.80, 1.21]	1.06 [0.85, 1.32]	0.84 [0.66, 1.08]
	Hospital	1.47 [1.34, 1.61]	1.11 [0.86, 1.44]	0.82 [0.60, 1.14]	1.17 [0.83, 1.65]	1.07 [0.74, 1.54]	0.71 [0.45, 1.11]
	Untested	0.35 [0.32, 0.39]	0.88 [0.73, 1.06]	0.90 [0.75, 1.09]	0.87 [0.72, 1.06]	0.91 [0.74, 1.12]	0.84 [0.67, 1.06]
Respiratory (No Influenza)	Community	1.03 [0.87, 1.22]	0.77 [0.57, 1.05]	1.17 [0.87, 1.57]	0.97 [0.70, 1.34]	1.01 [0.71, 1.42]	0.66 [0.44, 0.99]
	Hospital	1.10 [0.93, 1.29]	0.99 [0.65, 1.50]	0.78 [0.48, 1.27]	0.94 [0.53, 1.67]	1.49 [0.90, 2.47]	0.40 [0.18, 0.88]
	Untested	0.44 [0.37, 0.52]	0.95 [0.71, 1.27]	1.13 [0.86, 1.47]	0.99 [0.73, 1.35]	1.12 [0.81, 1.55]	1.03 [0.71, 1.52]
Influenza	Community	10.15 [8.40, 12.26]	0.47 [0.23, 0.95]	0.43 [0.18, 1.00]	0.40 [0.16, 1.01]	0.30 [0.09, 0.99]	0.88 [0.33, 2.39]
	Hospital	3.78 [3.29, 4.34]	1.02 [0.65, 1.61]	1.01 [0.56, 1.84]	0.82 [0.40, 1.71]	0.95 [0.41, 2.21]	1.62 [0.73, 3.61]
	Untested	0.47 [0.39, 0.57]	0.77 [0.39, 1.53]	0.80 [0.35, 1.84]	0.86 [0.35, 2.15]	0.78 [0.24, 2.51]	0.94 [0.37, 2.41]
	Community	0.75 [0.69, 0.81]	1.00 [0.82, 1.23]	0.84 [0.66, 1.07]	1.01 [0.79, 1.29]	0.93 [0.71, 1.22]	0.69 [0.50, 0.94]
	Hospital	[Removed]					
First Hospital Code (Hospital Tested Removed)	Untested	0.14 [0.12, 0.15]	0.77 [0.63, 0.93]	0.83 [0.66, 1.04]	0.95 [0.76, 1.20]	0.94 [0.73, 1.21]	0.83 [0.61, 1.12]
	Community	4.06 [3.35, 4.92]	0.81 [0.56, 1.15]	0.79 [0.50, 1.24]	0.52 [0.29, 0.94]	0.42 [0.23, 0.76]	0.31 [0.13, 0.72]
Death	Community	4.06 [3.35, 4.92]	0.81 [0.56, 1.15]	0.79 [0.50, 1.24]	0.52 [0.29, 0.94]	0.42 [0.23, 0.76]	0.31 [0.13, 0.72]

	Hospital	2.77 [2.45, 3.14]	1.17 [0.89, 1.52]	0.99 [0.67, 1.45]	0.71 [0.44, 1.14]	0.98 [0.57, 1.69]	0.82 [0.45, 1.51]
	Untested	0.38 [0.31, 0.47]	0.46 [0.32, 0.66]	0.61 [0.39, 0.95]	0.62 [0.35, 1.11]	0.45 [0.25, 0.83]	0.54 [0.24, 1.26]

	<i>Test Location</i>	
Test Site	Community	Hospital
	Care Home	AE
	Community Unit	Hospital
	Covid Unit	ICU
	CTU	Outpatient
	GP	Hospice
	HC Staff	
	Police	
	Prison	
	Self-Home Test	

Outcome	Codes		Notes
	Primary Care	Secondary Care	
Diabetes	✓	✗	Only Primary Care
Embolism	✓	✓	
Fatigue	✓	✗	Only Primary Care
Influenza (Only)	✗	✓	Only Secondary Care
Mental and Behavioural Disorders	✓	✓	Anxiety, Depression, OCD, Schizophrenia, ADHD, Bipolar, Autism, Self-Harm
Anxiety, Depression and Self Harm Only	✓	✓	
Post Viral Syndrome	✓	✗	Only Primary Care
Respiratory (All)	✓	✓	General Respiratory, Mastoid, Upper and Lower Respiratory Infection, Asthma
Respiratory (Influenza Removed)	✓	✓	
Sick Notes	✓	✗	Only Primary Care



Deaths/100,000						
Time (Weeks)	1-4	5-8	9-12	13-16	17-20	21-24
Negative	980.36	557.53	344.63	294.23	250.13	199.08
Positive	3019.77	552.76	303.06	180.42	156.34	106.11
Untested	128.23	140.55	127.75	107.39	91.89	77.29

Code	Description	Class	Code type
C1061	Diabetes mellitus, adult onset, + neurological manifestation	Diabetes	Read
C1096	Type II diabetes mellitus with retinopathy	Diabetes	Read
C10K0	Type A insulin resistance without complication	Diabetes	Read
C109.	Type II diabetes mellitus	Diabetes	Read
C109.	Type 2 diabetes mellitus	Diabetes	Read
C104.	Diabetes mellitus with renal manifestation	Diabetes	Read
C10FQ	Type 2 diabetes mellitus with exudative maculopathy	Diabetes	Read
C109.	NIDDM - Non-insulin dependent diabetes mellitus	Diabetes	Read
C10D.	Maturity onset diabetes in youth type 2	Diabetes	Read
C10F1	Type II diabetes mellitus with ophthalmic complications	Diabetes	Read
C109F	Non-insulin-dependent d m with peripheral angiopath	Diabetes	Read
C10F9	Type II diabetes mellitus without complication	Diabetes	Read
C10A1	Malnutrition-related diabetes mellitus with ketoacidosis	Diabetes	Read
C10FA	Type II diabetes mellitus with mononeuropathy	Diabetes	Read
C1001	Maturity onset diabetes	Diabetes	Read
C105y	Other specified diabetes mellitus with ophthalmic complicatn	Diabetes	Read
C1001	Non-insulin dependent diabetes mellitus	Diabetes	Read
C1072	Diabetes mellitus, adult with gangrene	Diabetes	Read
C1095	Non-insulin dependent diabetes mellitus with gangrene	Diabetes	Read
C10FJ	Insulin treated Type II diabetes mellitus	Diabetes	Read
C104.	Diabetic nephropathy	Diabetes	Read
C10FR	Type II diabetes mellitus with gastroparesis	Diabetes	Read
C10z.	Diabetes mellitus with unspecified complication	Diabetes	Read
C109F	Type 2 diabetes mellitus with peripheral angiopathy	Diabetes	Read
C10D.	Diabetes mellitus autosomal dominant type 2	Diabetes	Read
C10F1	Type 2 diabetes mellitus with ophthalmic complications	Diabetes	Read
C109F	Type II diabetes mellitus with peripheral angiopathy	Diabetes	Read
C10F9	Type 2 diabetes mellitus without complication	Diabetes	Read
C10FA	Type 2 diabetes mellitus with mononeuropathy	Diabetes	Read
C106z	Diabetes mellitus NOS with neurological manifestation	Diabetes	Read
C1096	Type 2 diabetes mellitus with retinopathy	Diabetes	Read
C1095	Type II diabetes mellitus with gangrene	Diabetes	Read
C10FH	Type 2 diabetes mellitus with neuropathic arthropathy	Diabetes	Read
C1095	Type 2 diabetes mellitus with gangrene	Diabetes	Read
C10FP	Type 2 diabetes mellitus with ketoacidotic coma	Diabetes	Read
C10F0	Type II diabetes mellitus with renal complications	Diabetes	Read
C101z	Diabetes mellitus NOS with ketoacidosis	Diabetes	Read
C109E	Non-insulin depend diabetes mellitus with diabetic cataract	Diabetes	Read
C10A	Malnutrition-related diabetes mellitus with coma	Diabetes	Read

0			
C10F8	Metabolic syndrome X	Diabetes	Read
C1011	Diabetes mellitus, adult onset, with ketoacidosis	Diabetes	Read
C1071	Diabetes mellitus, adult, + peripheral circulatory disorder	Diabetes	Read
C1094	Non-insulin dependent diabetes mellitus with ulcer	Diabetes	Read
C10J.	Insulin autoimmune syndrome	Diabetes	Read
C105.	Diabetes mellitus with ophthalmic manifestation	Diabetes	Read
C10F Q	Type II diabetes mellitus with exudative maculopathy	Diabetes	Read
C10F0	Type 2 diabetes mellitus with renal complications	Diabetes	Read
C109E	Type II diabetes mellitus with diabetic cataract	Diabetes	Read
C10F8	Reaven's syndrome	Diabetes	Read
C109E	Type 2 diabetes mellitus with diabetic cataract	Diabetes	Read
C106y	Other specified diabetes mellitus with neurological comps	Diabetes	Read
C10FK	Hyperosmolar non-ketotic state in type 2 diabetes mellitus	Diabetes	Read
C1090	Type 2 diabetes mellitus with renal complications	Diabetes	Read
C1090	Type II diabetes mellitus with renal complications	Diabetes	Read
C10FS	Maternally inherited diabetes mellitus	Diabetes	Read
C10F3	Type II diabetes mellitus with multiple complications	Diabetes	Read
C10y.	Diabetes mellitus with other specified manifestation	Diabetes	Read
C109 H	Non-insulin dependent d m with neuropathic arthropathy	Diabetes	Read
C10C.	Diabetes mellitus autosomal dominant	Diabetes	Read
C10A 3	Malnutrit-related diabetes mellitus wth ophthalmic complicat	Diabetes	Read
C10FC	Type II diabetes mellitus with nephropathy	Diabetes	Read
C10zy	Other specified diabetes mellitus with unspecified comps	Diabetes	Read
C1098	Reaven's syndrome	Diabetes	Read
C1051	Diabetes mellitus, adult onset, + ophthalmic manifestation	Diabetes	Read
C1074	NIDDM with peripheral circulatory disorder	Diabetes	Read
C10FD	Type II diabetes mellitus with hypoglycaemic coma	Diabetes	Read
C103.	Diabetes mellitus with ketoacidotic coma	Diabetes	Read
C109 H	Type 2 diabetes mellitus with neuropathic arthropathy	Diabetes	Read
C10ER	Latent autoimmune diabetes mellitus in adult	Diabetes	Read
C10F3	Type 2 diabetes mellitus with multiple complications	Diabetes	Read
C10FL	Type II diabetes mellitus with persistent proteinuria	Diabetes	Read
C10H.	Diabetes mellitus induced by non-steroid drugs	Diabetes	Read
C109 H	Type II diabetes mellitus with neuropathic arthropathy	Diabetes	Read
C104y	Other specified diabetes mellitus with renal complications	Diabetes	Read
C10FC	Type 2 diabetes mellitus with nephropathy	Diabetes	Read
C10FJ	Insulin treated Type 2 diabetes mellitus	Diabetes	Read

C10FR	Type 2 diabetes mellitus with gastroparesis	Diabetes	Read
C10P1	Type 2 diabetes mellitus in remission	Diabetes	Read
C10F2	Type II diabetes mellitus with neurological complications	Diabetes	Read
C109 G	Non-insulin dependent diabetes mellitus with arthropathy	Diabetes	Read
C10A 2	Malnutrition-related diabetes mellitus with renal complicatn	Diabetes	Read
C105z	Diabetes mellitus NOS with ophthalmic manifestation	Diabetes	Read
C10FB	Type II diabetes mellitus with polyneuropathy	Diabetes	Read
C1097	Non-insulin dependent diabetes mellitus - poor control	Diabetes	Read
C1096	Non-insulin-dependent diabetes mellitus with retinopathy	Diabetes	Read
C10FK	Hyperosmolar non-ketotic state in type II diabetes mellitus	Diabetes	Read
C10N.	Secondary diabetes mellitus	Diabetes	Read
C109.	Non-insulin dependent diabetes mellitus	Diabetes	Read
C10P1	Type II diabetes mellitus in remission	Diabetes	Read
C10F2	Type 2 diabetes mellitus with neurological complications	Diabetes	Read
C10J0		Diabetes	Read
C109 G		Diabetes	Read
C109 G	Type 2 diabetes mellitus with arthropathy	Diabetes	Read
C10C.	Maturity onset diabetes in youth	Diabetes	Read
C100z	Diabetes mellitus NOS with no mention of complication	Diabetes	Read
C10..	Diabetes mellitus	Diabetes	Read
C1001	Diabetes mellitus, adult onset, no mention of complication	Diabetes	Read
C10FB	Type 2 diabetes mellitus with polyneuropathy	Diabetes	Read
C1097	Type II diabetes mellitus - poor control	Diabetes	Read
C1097	Type 2 diabetes mellitus - poor control	Diabetes	Read
C1092	Type 2 diabetes mellitus with neurological complications	Diabetes	Read
C1092	Type II diabetes mellitus with neurological complications	Diabetes	Read
C10FE	Type 2 diabetes mellitus with diabetic cataract	Diabetes	Read
C109J	Insulin treated Type 2 diabetes mellitus	Diabetes	Read
C10F M	Type 2 diabetes mellitus with persistent microalbuminuria	Diabetes	Read
C10G.	Secondary pancreatic diabetes mellitus	Diabetes	Read
C10F5	Type II diabetes mellitus with gangrene	Diabetes	Read
C103z	Diabetes mellitus NOS with ketoacidotic coma	Diabetes	Read
C109B	Non-insulin dependent diabetes mellitus with polyneuropathy	Diabetes	Read
C10A 5	Malnutritn-relat diabetes melitus wth periph circul complctn	Diabetes	Read
C1031	Diabetes mellitus, adult onset, with ketoacidotic coma	Diabetes	Read
C10L.		Diabetes	Read
C10N	Cystic fibrosis related diabetes mellitus	Diabetes	Read

1			
C107.	Diabetes mellitus with peripheral circulatory disorder	Diabetes	Read
C1091	Non-insulin-dependent diabetes mellitus with ophthalm comps	Diabetes	Read
C10FF	Type II diabetes mellitus with peripheral angiopathy	Diabetes	Read
C109J	Insulin treated Type II diabetes mellitus	Diabetes	Read
C109J	Insulin treated non-insulin dependent diabetes mellitus	Diabetes	Read
C10A.		Diabetes	Read
C10F N	Type II diabetes mellitus with ketoacidosis	Diabetes	Read
C10H O	DM induced by non-steroid drugs without complication	Diabetes	Read
C109B	Type 2 diabetes mellitus with polyneuropathy	Diabetes	Read
C10F5	Type 2 diabetes mellitus with gangrene	Diabetes	Read
C109B	Type II diabetes mellitus with polyneuropathy	Diabetes	Read
C108y	Other specified diabetes mellitus with multiple comps	Diabetes	Read
C10yz	Diabetes mellitus NOS with other specified manifestation	Diabetes	Read
C102.	Diabetes mellitus with hyperosmolar coma	Diabetes	Read
C1041	Diabetes mellitus, adult onset, with renal manifestation	Diabetes	Read
C107.	Diabetes mellitus with gangrene	Diabetes	Read
C1091	Type II diabetes mellitus with ophthalmic complications	Diabetes	Read
C10FD	Type 2 diabetes mellitus with hypoglycaemic coma	Diabetes	Read
C10M .	Lipoatrophic diabetes mellitus	Diabetes	Read
C1091	Type 2 diabetes mellitus with ophthalmic complications	Diabetes	Read
C107.	Diabetes with gangrene	Diabetes	Read
C10FL	Type 2 diabetes mellitus with persistent proteinuria	Diabetes	Read
C10F4	Type II diabetes mellitus with ulcer	Diabetes	Read
C103y	Other specified diabetes mellitus with coma	Diabetes	Read
C109 A	Non-insulin dependent diabetes mellitus with mononeuropathy	Diabetes	Read
C10A 4		Diabetes	Read
C1099	Non-insulin-dependent diabetes mellitus without complication	Diabetes	Read
C10zz	Diabetes mellitus NOS with unspecified complication	Diabetes	Read
C10z1	Diabetes mellitus, adult onset, + unspecified complication	Diabetes	Read
C10N O	Secondary diabetes mellitus without complication	Diabetes	Read
C10FE	Type II diabetes mellitus with diabetic cataract	Diabetes	Read
C1090	Non-insulin-dependent diabetes mellitus with renal comps	Diabetes	Read
C10B.	Diabetes mellitus induced by steroids	Diabetes	Read
C10F M	Type II diabetes mellitus with persistent microalbuminuria	Diabetes	Read
C10F4	Type 2 diabetes mellitus with ulcer	Diabetes	Read

C104z	Diabetes mellitus with nephropathy NOS	Diabetes	Read
C109 A		Diabetes	Read
C109 A		Diabetes	Read
C1099		Diabetes	Read
C1099	Type 2 diabetes mellitus without complication	Diabetes	Read
C10yy	Other specified diabetes mellitus with other spec comps	Diabetes	Read
C1094	Type 2 diabetes mellitus with ulcer	Diabetes	Read
C1094	Type II diabetes mellitus with ulcer	Diabetes	Read
C10K.	Type A insulin resistance	Diabetes	Read
C10F G	Type 2 diabetes mellitus with arthropathy	Diabetes	Read
C10G O	Secondary pancreatic diabetes mellitus without complication	Diabetes	Read
C101y	Other specified diabetes mellitus with ketoacidosis	Diabetes	Read
C109 D	Non-insulin dependent diabetes mellitus with hypoglyca coma	Diabetes	Read
C10F7	Type II diabetes mellitus - poor control	Diabetes	Read
C10A 7		Diabetes	Read
C107z	Diabetes mellitus NOS with peripheral circulatory disorder	Diabetes	Read
C10FH	Type II diabetes mellitus with neuropathic arthropathy	Diabetes	Read
C10LO		Diabetes	Read
C1093	Non-insulin-dependent diabetes mellitus with multiple comps	Diabetes	Read
C10FP	Type II diabetes mellitus with ketoacidotic coma	Diabetes	Read
C10P.	Diabetes mellitus in remission	Diabetes	Read
C109 D	Type 2 diabetes mellitus with hypoglycaemic coma	Diabetes	Read
C102z	Diabetes mellitus NOS with hyperosmolar coma	Diabetes	Read
C109 D	Type II diabetes mellitus with hypoglycaemic coma	Diabetes	Read
C10F7	Type 2 diabetes mellitus - poor control	Diabetes	Read
C100.	Diabetes mellitus with no mention of complication	Diabetes	Read
C1021	Diabetes mellitus, adult onset, with hyperosmolar coma	Diabetes	Read
C10A X		Diabetes	Read
C10y1	Diabetes mellitus, adult, + other specified manifestation	Diabetes	Read
C1093	Type II diabetes mellitus with multiple complications	Diabetes	Read
C10M O		Diabetes	Read
C1093	Type 2 diabetes mellitus with multiple complications	Diabetes	Read
C106.	Diabetes mellitus with neurological manifestation	Diabetes	Read
C10FF	Type 2 diabetes mellitus with peripheral angiopathy	Diabetes	Read
C10F.	Type II diabetes mellitus	Diabetes	Read

C109K	Hyperosmolar non-ketotic state in type 2 diabetes mellitus	Diabetes	Read
C10A.	Malnutrition-related diabetes mellitus	Diabetes	Read
C10F N	Type 2 diabetes mellitus with ketoacidosis	Diabetes	Read
C109C	Non-insulin dependent diabetes mellitus with nephropathy	Diabetes	Read
C10A 6		Diabetes	Read
C10F6	Type II diabetes mellitus with retinopathy	Diabetes	Read
C107y	Other specified diabetes mellitus with periph circ comps	Diabetes	Read
C106.	Diabetes mellitus with polyneuropathy	Diabetes	Read
C101.	Diabetes mellitus with ketoacidosis	Diabetes	Read
C1092	Non-insulin-dependent diabetes mellitus with neuro comps	Diabetes	Read
C106.	Diabetic amyotrophy	Diabetes	Read
C106.	Diabetes mellitus with neuropathy	Diabetes	Read
C10F G	Type II diabetes mellitus with arthropathy	Diabetes	Read
C10F.	Type 2 diabetes mellitus	Diabetes	Read
C109C	Type II diabetes mellitus with nephropathy	Diabetes	Read
C10B0	Steroid induced diabetes mellitus without complication	Diabetes	Read
C109C	Type 2 diabetes mellitus with nephropathy	Diabetes	Read
C10F6	Type 2 diabetes mellitus with retinopathy	Diabetes	Read
C108z	Unspecified diabetes mellitus with multiple complications	Diabetes	Read
C10A W		Diabetes	Read
C10E D	Insulin dependent diabetes mellitus with nephropathy	Diabetes	Read
C10y0	Diabetes mellitus, juvenile, + other specified manifestation	Diabetes	Read
C10E D	Type I diabetes mellitus with nephropathy	Diabetes	Read
C1084	Unstable insulin dependent diabetes mellitus	Diabetes	Read
C10E H		Diabetes	Read
C10E H		Diabetes	Read
C1080	Insulin-dependent diabetes mellitus with renal complications	Diabetes	Read
C10P0	Type 1 diabetes mellitus in remission	Diabetes	Read
C10EL		Diabetes	Read
C108E	Type 1 diabetes mellitus with hypoglycaemic coma	Diabetes	Read
C10EP	Type I diabetes mellitus with exudative maculopathy	Diabetes	Read
C108 A		Diabetes	Read
C108E	Type I diabetes mellitus with hypoglycaemic coma	Diabetes	Read

C10E3	Type 1 diabetes mellitus with multiple complications	Diabetes	Read
C108 A	Type I diabetes mellitus without complication	Diabetes	Read
C10E7	Type 1 diabetes mellitus with retinopathy	Diabetes	Read
C1089	Type 1 diabetes mellitus maturity onset	Diabetes	Read
C1085	Type 1 diabetes mellitus with ulcer	Diabetes	Read
C1089	Type I diabetes mellitus maturity onset	Diabetes	Read
C1084	Unstable type 1 diabetes mellitus	Diabetes	Read
C10E D	Type 1 diabetes mellitus with nephropathy	Diabetes	Read
C1084	Unstable type I diabetes mellitus	Diabetes	Read
C1030	Diabetes mellitus, juvenile type, with ketoacidotic coma	Diabetes	Read
C10E H	Type 1 diabetes mellitus with arthropathy	Diabetes	Read
C1080	Type 1 diabetes mellitus with renal complications	Diabetes	Read
C1080	Type I diabetes mellitus with renal complications	Diabetes	Read
C10EL	Type 1 diabetes mellitus with persistent microalbuminuria	Diabetes	Read
C10P0	Type I diabetes mellitus in remission	Diabetes	Read
C10E0	Insulin-dependent diabetes mellitus with renal complications	Diabetes	Read
C10EP	Type 1 diabetes mellitus with exudative maculopathy	Diabetes	Read
C10E0	Type I diabetes mellitus with renal complications	Diabetes	Read
C108 H	Insulin dependent diabetes mellitus with arthropathy	Diabetes	Read
C10E4	Unstable insulin dependent diabetes mellitus	Diabetes	Read
C10E4	Unstable type I diabetes mellitus	Diabetes	Read
C108 D	Insulin dependent diabetes mellitus with nephropathy	Diabetes	Read
C10E8	Insulin dependent diabetes mellitus - poor control	Diabetes	Read
C10E8	Type I diabetes mellitus - poor control	Diabetes	Read
C1000	Diabetes mellitus, juvenile type, no mention of complication	Diabetes	Read
C1088	Insulin dependent diabetes mellitus - poor control	Diabetes	Read
C1060	Diabetes mellitus, juvenile, + neurological manifestation	Diabetes	Read
C1083	Insulin dependent diabetes mellitus with multiple complicatn	Diabetes	Read
C10EC	Insulin dependent diabetes mellitus with polyneuropathy	Diabetes	Read
C10EC		Diabetes	Read
C10E G		Diabetes	Read
C10E G		Diabetes	Read
C10E.	Type 1 diabetes mellitus	Diabetes	Read
C10EK	Type I diabetes mellitus with persistent proteinuria	Diabetes	Read
C10E2	Type 1 diabetes mellitus with neurological complications	Diabetes	Read
C108		Diabetes	Read

H			
C108 H	Type I diabetes mellitus with arthropathy	Diabetes	Read
C10E6	Type 1 diabetes mellitus with gangrene	Diabetes	Read
C108 D	Type 1 diabetes mellitus with nephropathy	Diabetes	Read
C108 D	Type I diabetes mellitus with nephropathy	Diabetes	Read
C1000	Insulin dependent diabetes mellitus	Diabetes	Read
C10EB	Type 1 diabetes mellitus with mononeuropathy	Diabetes	Read
C1088	Type 1 diabetes mellitus - poor control	Diabetes	Read
C1088	Type I diabetes mellitus - poor control	Diabetes	Read
C1083		Diabetes	Read
C1083	Type 1 diabetes mellitus with multiple complications	Diabetes	Read
C10EC	Type 1 diabetes mellitus with polyneuropathy	Diabetes	Read
C10E G	Type 1 diabetes mellitus with peripheral angiopathy	Diabetes	Read
C10EK	Type 1 diabetes mellitus with persistent proteinuria	Diabetes	Read
C108 G	Insulin dependent diab mell with peripheral angiopathy	Diabetes	Read
C108C	Insulin dependent diabetes mellitus with polyneuropathy	Diabetes	Read
C10E3	Insulin dependent diabetes mellitus with multiple complicat	Diabetes	Read
C10E3	Type I diabetes mellitus with multiple complications	Diabetes	Read
C10E7	Insulin dependent diabetes mellitus with retinopathy	Diabetes	Read
C10E7	Type I diabetes mellitus with retinopathy	Diabetes	Read
C1087	Insulin dependent diabetes mellitus with retinopathy	Diabetes	Read
C10EF	Type I diabetes mellitus with diabetic cataract	Diabetes	Read
C1082	Insulin-dependent diabetes mellitus with neurological comps	Diabetes	Read
C10EB		Diabetes	Read
C10EJ		Diabetes	Read
C108.	Insulin dependent diabetes mellitus	Diabetes	Read
C1040	Diabetes mellitus, juvenile type, with renal manifestation	Diabetes	Read
C10EF	Insulin dependent diabetes mellitus with diabetic cataract	Diabetes	Read
C10E N		Diabetes	Read
C10EJ	Insulin dependent diab mell with neuropathic arthropathy	Diabetes	Read
C108 G		Diabetes	Read
C10E1	Type 1 diabetes mellitus with ophthalmic complications	Diabetes	Read
C108 G		Diabetes	Read
C108C		Diabetes	Read
C10E5	Type 1 diabetes mellitus with ulcer	Diabetes	Read

C108C		Diabetes	Read
C10E9	Type 1 diabetes mellitus maturity onset	Diabetes	Read
C1010	Diabetes mellitus, juvenile type, with ketoacidosis	Diabetes	Read
C1087	Type I diabetes mellitus with retinopathy	Diabetes	Read
C10EA	Type 1 diabetes mellitus without complication	Diabetes	Read
C1087	Type 1 diabetes mellitus with retinopathy	Diabetes	Read
C1082	Type 1 diabetes mellitus with neurological complications	Diabetes	Read
C10EF	Type 1 diabetes mellitus with diabetic cataract	Diabetes	Read
C1082		Diabetes	Read
C10z0	Diabetes mellitus, juvenile type, + unspecified complication	Diabetes	Read
C108.	Type 1 diabetes mellitus	Diabetes	Read
C10EJ	Type 1 diabetes mellitus with neuropathic arthropathy	Diabetes	Read
C108.	IDDM-Insulin dependent diabetes mellitus	Diabetes	Read
C1070	Diabetes mellitus, juvenile +peripheral circulatory disorder	Diabetes	Read
C108.	Type I diabetes mellitus	Diabetes	Read
C10E N	Type 1 diabetes mellitus with ketoacidotic coma	Diabetes	Read
C10E.	Type I diabetes mellitus	Diabetes	Read
C108J	Insulin dependent diab mell with neuropathic arthropathy	Diabetes	Read
C10E2		Diabetes	Read
C108F	Insulin dependent diabetes mellitus with diabetic cataract	Diabetes	Read
C10E.	Insulin dependent diabetes mellitus	Diabetes	Read
C10E6	Type I diabetes mellitus with gangrene	Diabetes	Read
C108B	Insulin dependent diabetes mellitus with mononeuropathy	Diabetes	Read
C10E2	Insulin-dependent diabetes mellitus with neurological comps	Diabetes	Read
C10E6	Insulin dependent diabetes mellitus with gangrene	Diabetes	Read
C10EB		Diabetes	Read
C1086	Insulin dependent diabetes mellitus with gangrene	Diabetes	Read
C10EE	Insulin dependent diabetes mellitus with hypoglycaemic coma	Diabetes	Read
C10EE		Diabetes	Read
C1085	Insulin dependent diabetes mellitus with ulcer	Diabetes	Read
C1081	Insulin-dependent diabetes mellitus with ophthalmic comps	Diabetes	Read
C108J	Type 1 diabetes mellitus with neuropathic arthropathy	Diabetes	Read
C10E M	Type I diabetes mellitus with ketoacidosis	Diabetes	Read
C108J	Type I diabetes mellitus with neuropathic arthropathy	Diabetes	Read
C108F		Diabetes	Read
C108F	Type I diabetes mellitus with diabetic cataract	Diabetes	Read
C10E	Type I diabetes mellitus with gastroparesis	Diabetes	Read

Q			
C10E0	Type 1 diabetes mellitus with renal complications	Diabetes	Read
C108B		Diabetes	Read
C108B	Type I diabetes mellitus with mononeuropathy	Diabetes	Read
C10E4	Unstable type 1 diabetes mellitus	Diabetes	Read
C10E8	Type 1 diabetes mellitus - poor control	Diabetes	Read
C1086		Diabetes	Read
C1086		Diabetes	Read
C10EE	Type 1 diabetes mellitus with hypoglycaemic coma	Diabetes	Read
C1050	Diabetes mellitus, juvenile type, + ophthalmic manifestation	Diabetes	Read
C1081	Type 1 diabetes mellitus with ophthalmic complications	Diabetes	Read
C1085	Type I diabetes mellitus with ulcer	Diabetes	Read
C1073	IDDM with peripheral circulatory disorder	Diabetes	Read
C1081		Diabetes	Read
C10E M	Type 1 diabetes mellitus with ketoacidosis	Diabetes	Read
C10E1	Insulin-dependent diabetes mellitus with ophthalmic comps	Diabetes	Read
C10C.	Maturity onset diabetes in youth type 1	Diabetes	Read
C10E1	Type I diabetes mellitus with ophthalmic complications	Diabetes	Read
C10E Q	Type 1 diabetes mellitus with gastroparesis	Diabetes	Read
C10E5	Insulin dependent diabetes mellitus with ulcer	Diabetes	Read
C10E5	Type I diabetes mellitus with ulcer	Diabetes	Read
C108E	Insulin dependent diabetes mellitus with hypoglycaemic coma	Diabetes	Read
C10E9	Insulin dependent diabetes maturity onset	Diabetes	Read
C10E9	Type I diabetes mellitus maturity onset	Diabetes	Read
C108 A	Insulin-dependent diabetes without complication	Diabetes	Read
C1020	Diabetes mellitus, juvenile type, with hyperosmolar coma	Diabetes	Read
C10EA	Insulin-dependent diabetes without complication	Diabetes	Read
C10EA	Type I diabetes mellitus without complication	Diabetes	Read
C1089	Insulin dependent diabetes maturity onset	Diabetes	Read
C1061	Diabetes mellitus, adult onset, + neurological manifestation	Diabetes	Read
C1096	Type II diabetes mellitus with retinopathy	Diabetes	Read
C1092	Type 2 diabetes mellitus with neurological complications	Diabetes	Read
C109.	Type II diabetes mellitus	Diabetes	Read
C109.	Type 2 diabetes mellitus	Diabetes	Read
C1092	Type II diabetes mellitus with neurological complications	Diabetes	Read
C10FE	Type 2 diabetes mellitus with diabetic cataract	Diabetes	Read
C10F Q	Type 2 diabetes mellitus with exudative maculopathy	Diabetes	Read
C109.	NIDDM - Non-insulin dependent diabetes mellitus	Diabetes	Read

C109J	Insulin treated Type 2 diabetes mellitus	Diabetes	Read
C10FM	Type 2 diabetes mellitus with persistent microalbuminuria	Diabetes	Read
C10D.	Maturity onset diabetes in youth type 2	Diabetes	Read
C10F1	Type II diabetes mellitus with ophthalmic complications	Diabetes	Read
C109F	Non-insulin-dependent d m with peripheral angiopath	Diabetes	Read
C10F9	Type II diabetes mellitus without complication	Diabetes	Read
C10F5	Type II diabetes mellitus with gangrene	Diabetes	Read
C109B	Non-insulin dependent diabetes mellitus with polyneuropathy	Diabetes	Read
C10FA	Type II diabetes mellitus with mononeuropathy	Diabetes	Read
C1031	Diabetes mellitus, adult onset, with ketoacidotic coma	Diabetes	Read
C1001	Non-insulin dependent diabetes mellitus	Diabetes	Read
C1095	Non-insulin dependent diabetes mellitus with gangrene	Diabetes	Read
C10FJ	Insulin treated Type II diabetes mellitus	Diabetes	Read
C1091	Non-insulin-dependent diabetes mellitus with ophthalm comps	Diabetes	Read
C10FF	Type II diabetes mellitus with peripheral angiopathy	Diabetes	Read
C109J	Insulin treated Type II diabetes mellitus	Diabetes	Read
C10FR	Type II diabetes mellitus with gastroparesis	Diabetes	Read
C109J	Insulin treated non-insulin dependent diabetes mellitus	Diabetes	Read
C109F	Type 2 diabetes mellitus with peripheral angiopathy	Diabetes	Read
C10D.	Diabetes mellitus autosomal dominant type 2	Diabetes	Read
C10F1	Type 2 diabetes mellitus with ophthalmic complications	Diabetes	Read
C10FN	Type II diabetes mellitus with ketoacidosis	Diabetes	Read
C109F	Type II diabetes mellitus with peripheral angiopathy	Diabetes	Read
C10F9	Type 2 diabetes mellitus without complication	Diabetes	Read
C109B	Type 2 diabetes mellitus with polyneuropathy	Diabetes	Read
C10F5	Type 2 diabetes mellitus with gangrene	Diabetes	Read
C109B	Type II diabetes mellitus with polyneuropathy	Diabetes	Read
C10FA	Type 2 diabetes mellitus with mononeuropathy	Diabetes	Read
C1096	Type 2 diabetes mellitus with retinopathy	Diabetes	Read
C1095	Type II diabetes mellitus with gangrene	Diabetes	Read
C10FH	Type 2 diabetes mellitus with neuropathic arthropathy	Diabetes	Read
C1095	Type 2 diabetes mellitus with gangrene	Diabetes	Read
C1041	Diabetes mellitus, adult onset, with renal manifestation	Diabetes	Read
C1091	Type II diabetes mellitus with ophthalmic complications	Diabetes	Read
C10FD	Type 2 diabetes mellitus with hypoglycaemic coma	Diabetes	Read
C1091	Type 2 diabetes mellitus with ophthalmic complications	Diabetes	Read
C10FP	Type 2 diabetes mellitus with ketoacidotic coma	Diabetes	Read
C10FL	Type 2 diabetes mellitus with persistent proteinuria	Diabetes	Read
C10F0	Type II diabetes mellitus with renal complications	Diabetes	Read
C109E	Non-insulin depend diabetes mellitus with diabetic cataract	Diabetes	Read
C10F8	Metabolic syndrome X	Diabetes	Read

C10F4	Type II diabetes mellitus with ulcer	Diabetes	Read
C109 A	Non-insulin dependent diabetes mellitus with mononeuropathy	Diabetes	Read
C10I1	Diabetes mellitus, adult onset, with ketoacidosis	Diabetes	Read
C1099	Non-insulin-dependent diabetes mellitus without complication	Diabetes	Read
C1071	Diabetes mellitus, adult, + peripheral circulatory disorder	Diabetes	Read
C10z1	Diabetes mellitus, adult onset, + unspecified complication	Diabetes	Read
C1094	Non-insulin dependent diabetes mellitus with ulcer	Diabetes	Read
C10FE	Type II diabetes mellitus with diabetic cataract	Diabetes	Read
C1090	Non-insulin-dependent diabetes mellitus with renal comps	Diabetes	Read
C10F Q	Type II diabetes mellitus with exudative maculopathy	Diabetes	Read
C10F M	Type II diabetes mellitus with persistent microalbuminuria	Diabetes	Read
C10F0	Type 2 diabetes mellitus with renal complications	Diabetes	Read
C109E	Type II diabetes mellitus with diabetic cataract	Diabetes	Read
C109E	Type 2 diabetes mellitus with diabetic cataract	Diabetes	Read
C10F4	Type 2 diabetes mellitus with ulcer	Diabetes	Read
C109 A		Diabetes	Read
C109 A		Diabetes	Read
C1099		Diabetes	Read
C1099	Type 2 diabetes mellitus without complication	Diabetes	Read
C1094	Type 2 diabetes mellitus with ulcer	Diabetes	Read
C1094	Type II diabetes mellitus with ulcer	Diabetes	Read
C10FK	Hyperosmolar non-ketotic state in type 2 diabetes mellitus	Diabetes	Read
C1090	Type 2 diabetes mellitus with renal complications	Diabetes	Read
C1090	Type II diabetes mellitus with renal complications	Diabetes	Read
C10F G	Type 2 diabetes mellitus with arthropathy	Diabetes	Read
C10F3	Type II diabetes mellitus with multiple complications	Diabetes	Read
C109 H	Non-insulin dependent d m with neuropathic arthropathy	Diabetes	Read
C109 D	Non-insulin dependent diabetes mellitus with hypoglyca coma	Diabetes	Read
C10F7	Type II diabetes mellitus - poor control	Diabetes	Read
C10FC	Type II diabetes mellitus with nephropathy	Diabetes	Read
C10FH	Type II diabetes mellitus with neuropathic arthropathy	Diabetes	Read
C1051	Diabetes mellitus, adult onset, + ophthalmic manifestation	Diabetes	Read
C1074	NIDDM with peripheral circulatory disorder	Diabetes	Read
C1093	Non-insulin-dependent diabetes mellitus with multiple comps	Diabetes	Read

C10FD	Type II diabetes mellitus with hypoglycaemic coma	Diabetes	Read
C10FP	Type II diabetes mellitus with ketoacidotic coma	Diabetes	Read
C109 H	Type 2 diabetes mellitus with neuropathic arthropathy	Diabetes	Read
C10F3	Type 2 diabetes mellitus with multiple complications	Diabetes	Read
C10FL	Type II diabetes mellitus with persistent proteinuria	Diabetes	Read
C109 H	Type II diabetes mellitus with neuropathic arthropathy	Diabetes	Read
C109 D	Type 2 diabetes mellitus with hypoglycaemic coma	Diabetes	Read
C109 D	Type II diabetes mellitus with hypoglycaemic coma	Diabetes	Read
C10F7	Type 2 diabetes mellitus - poor control	Diabetes	Read
C1021	Diabetes mellitus, adult onset, with hyperosmolar coma	Diabetes	Read
C10FC	Type 2 diabetes mellitus with nephropathy	Diabetes	Read
C10y1	Diabetes mellitus, adult, + other specified manifestation	Diabetes	Read
C1093	Type II diabetes mellitus with multiple complications	Diabetes	Read
C10FJ	Insulin treated Type 2 diabetes mellitus	Diabetes	Read
C1093	Type 2 diabetes mellitus with multiple complications	Diabetes	Read
C10FF	Type 2 diabetes mellitus with peripheral angiopathy	Diabetes	Read
C10F.	Type II diabetes mellitus	Diabetes	Read
C109K	Hyperosmolar non-ketotic state in type 2 diabetes mellitus	Diabetes	Read
C10FR	Type 2 diabetes mellitus with gastroparesis	Diabetes	Read
C10P1	Type 2 diabetes mellitus in remission	Diabetes	Read
C10F2	Type II diabetes mellitus with neurological complications	Diabetes	Read
C109 G	Non-insulin dependent diabetes mellitus with arthropathy	Diabetes	Read
C10F N	Type 2 diabetes mellitus with ketoacidosis	Diabetes	Read
C109C	Non-insulin dependent diabetes mellitus with nephropathy	Diabetes	Read
C10F6	Type II diabetes mellitus with retinopathy	Diabetes	Read
C10FB	Type II diabetes mellitus with polyneuropathy	Diabetes	Read
C1097	Non-insulin dependent diabetes mellitus - poor control	Diabetes	Read
C1096	Non-insulin-dependent diabetes mellitus with retinopathy	Diabetes	Read
C10FK	Hyperosmolar non-ketotic state in type II diabetes mellitus	Diabetes	Read
C1092	Non-insulin-dependent diabetes mellitus with neuro comps	Diabetes	Read
C10F G	Type II diabetes mellitus with arthropathy	Diabetes	Read
C10F.	Type 2 diabetes mellitus	Diabetes	Read
C109.	Non-insulin dependent diabetes mellitus	Diabetes	Read
C10P1	Type II diabetes mellitus in remission	Diabetes	Read
C10F2	Type 2 diabetes mellitus with neurological complications	Diabetes	Read

C109 G		Diabetes	Read
C109 G	Type 2 diabetes mellitus with arthropathy	Diabetes	Read
C109C	Type II diabetes mellitus with nephropathy	Diabetes	Read
C109C	Type 2 diabetes mellitus with nephropathy	Diabetes	Read
C10F6	Type 2 diabetes mellitus with retinopathy	Diabetes	Read
C1001	Diabetes mellitus, adult onset, no mention of complication	Diabetes	Read
C10FB	Type 2 diabetes mellitus with polyneuropathy	Diabetes	Read
C1097	Type II diabetes mellitus - poor control	Diabetes	Read
C1097	Type 2 diabetes mellitus - poor control	Diabetes	Read
14AC.	H/O: pulmonary embolus	Embolism	Read
7A093	Open embolectomy of pulmonary artery	Embolism	Read
7A093	Trendelenburg pulmonary embolectomy	Embolism	Read
7A0A 1	Percutaneous transluminal embolectomy of pulmonary artery	Embolism	Read
7A0B 0	Pulmonary thromboendarterectomy	Embolism	Read
G401 0	Post operative pulmonary embolus	Embolism	Read
G401 1	Recurrent pulmonary embolism	Embolism	Read
G401.	Pulmonary embolism	Embolism	Read
G401.	Pulmonary embolus	Embolism	Read
ZV129	[V] Personal history of pulmonary embolism	Embolism	Read
14A81	H/O: Deep Vein Thrombosis	Embolism	Read
8CM WA	On deep vein thrombosis care pathway	Embolism	Read
9kg0.	DVT stage 1 service level - enhanced services administration	Embolism	Read
9kg..	Deep vein thrombosis - enhanced services administration	Embolism	Read
9kg0.	DVT enhanced services administration stage 1 service level	Embolism	Read
9kg1.	DVT stage 2 service level - enhanced services administration	Embolism	Read
9kg2.	DVT stage 3 service level - enhanced services administration	Embolism	Read
F0500	Embolism cavernous sinus	Embolism	Read
F050.	Embolism of central nervous system venous sinus	Embolism	Read
F05..	Phlebitis and thrombophlebitis of intracranial sinuses	Embolism	Read
F0501	Embolism superior longitudinal sinus	Embolism	Read
F0503	Embolism transverse sinus	Embolism	Read
F0510	Thrombosis cavernous sinus	Embolism	Read
F051.	Thrombosis of central nervous system venous sinuses	Embolism	Read
F0511	Thrombosis of superior longitudinal sinus	Embolism	Read
F0512	Thrombosis lateral sinus	Embolism	Read

F0513	Thrombosis transverse sinus	Embolism	Read
F051z	Thrombosis of central nervous system venous sinus NOS	Embolism	Read
F0530	Thrombophlebitis of cavernous sinus	Embolism	Read
F053.	Thrombophlebitis of central nervous system venous sinuses	Embolism	Read
F0531	Thrombophlebitis of superior longitudinal venous sinus	Embolism	Read
F05z.	Phlebitis or thrombophlebitis of CNS venous sinus NOS	Embolism	Read
G6760	Cereb infarct due cerebral venous thrombosis, nonpyogenic	Embolism	Read
G676.	Nonpyogenic venous sinus thrombosis	Embolism	Read
G67A.	Cerebral vein thrombosis	Embolism	Read
G801.	Deep vein phlebitis and thrombophlebitis of the leg	Embolism	Read
G801.	Deep vein thrombosis	Embolism	Read
G801.	Deep vein thrombosis, leg	Embolism	Read
G801.	DVT - Deep vein thrombosis	Embolism	Read
G8016	Thrombophlebitis of the femoral vein	Embolism	Read
G8017	Thrombophlebitis of the popliteal vein	Embolism	Read
G8018	Thrombophlebitis of the anterior tibial vein	Embolism	Read
G8019	Thrombophlebitis of the dorsalis pedis vein	Embolism	Read
G801A	Thrombophlebitis of the posterior tibial vein	Embolism	Read
G801B	Deep vein thrombophlebitis of the leg unspecified	Embolism	Read
G801C	Deep vein thrombosis of leg related to air travel	Embolism	Read
G801D	Deep vein thrombosis of lower limb	Embolism	Read
G801E	Deep vein thrombosis of leg related to intravenous drug use	Embolism	Read
G801F	Deep vein thrombosis of peroneal vein	Embolism	Read
G801G	Recurrent deep vein thrombosis	Embolism	Read
G801z	Deep vein phlebitis and thrombophlebitis of the leg NOS	Embolism	Read
G80y.	Phlebitis and/or thrombophlebitis of iliac vein	Embolism	Read
G80y4	Thrombophlebitis of the common iliac vein	Embolism	Read
G80y5	Thrombophlebitis of the internal iliac vein	Embolism	Read
G80y6	Thrombophlebitis of the external iliac vein	Embolism	Read
G80y7	Thrombophlebitis of the iliac vein unspecified	Embolism	Read
G80y8	Phlebitis and thrombophlebitis of the iliac vein NOS	Embolism	Read
G81..	Portal vein thrombosis	Embolism	Read
G820.	Budd - Chiari syndrome (hepatic vein thrombosis)	Embolism	Read
G820.	Hepatic vein thrombosis	Embolism	Read
G8220	Thrombosis of inferior vena cava	Embolism	Read

G822.	Embolism and thrombosis of the vena cava	Embolism	Read
G823.	Embolism and thrombosis of the renal vein	Embolism	Read
G824.	Axillary vein thrombosis	Embolism	Read
G825.	Thrombosis of subclavian vein	Embolism	Read
G826.	Thrombosis of internal jugular vein	Embolism	Read
G827.	Thrombosis of external jugular vein	Embolism	Read
Gyu80	[X]Phlebitis+thrombophlebitis/oth deep vessls/low extremities	Embolism	Read
J4202	Thrombus of the superior mesenteric veins	Embolism	Read
SP122	Post operative deep vein thrombosis	Embolism	Read
ZV128	[V] Personal history deep vein thrombosis	Embolism	Read
ZV128	[V] Personal history DVT- deep vein thrombosis	Embolism	Read
I26.	Diagnosis of Pulmonary embolism	Embolism	ICD-10
8HIL.	Referral for chronic fatigue syndrome activity management	Fatigue	Read
8Q1..	Activity management for chronic fatigue syndrome	Fatigue	Read
E205.	Neurasthenia - nervous debility	Fatigue	Read
Eu460	[X]Neurasthenia	Fatigue	Read
F03y.	Myalgic encephalomyelitis	Fatigue	Read
F286.	Chronic fatigue syndrome	Fatigue	Read
F2860	Mild chronic fatigue syndrome	Fatigue	Read
F2861	Moderate chronic fatigue syndrome	Fatigue	Read
F2862	Severe chronic fatigue syndrome	Fatigue	Read
N239.	Fibromyalgia	Fatigue	Read
N2401	Fibrositis unspecified	Fatigue	Read
N2405	Fibrositis of neck	Fatigue	Read
N2406	Fibrositis arm	Fatigue	Read
N248.	Fibromyalgia	Fatigue	Read
R0074	[D]Postviral (asthenic) syndrome	Fatigue	Read
R0000	Drowsiness	Fatigue	Read
R0001	Somnolence	Fatigue	Read
R0070	Malaise	Fatigue	Read
R0071	Fatigue	Fatigue	Read
R0072	Asthenia	Fatigue	Read
R0073	Lethargy	Fatigue	Read
R0074	Postviral (asthenic) syndrome	Fatigue	Read
R0075	Tiredness	Fatigue	Read
R007z	Malaise & Fatigue NOS	Fatigue	Read
R009.	Confusion	Fatigue	Read
R00z7	Demoralisation and apathy	Fatigue	Read
R00zX	Disorientation, unspecified	Fatigue	Read
F286.	Chronic Fatigue Syndrome/Postviral fatigue syndrome	Fatigue	Read

F2860	Mild chronic fatigue syndrome	Fatigue	Read
F2861	Moderate chronic fatigue syndrome	Fatigue	Read
F2862	Severe chronic fatigue syndrome	Fatigue	Read
Eu460	Fatigue syndrome	Fatigue	Read
168..	Fatigue - symptom	Fatigue	Read
1682.	Fatigue	Fatigue	Read
1683.	Tired all the time	Fatigue	Read
1684.	Malaise/lethargy	Fatigue	Read
1686.	Heavy legs	Fatigue	Read
1687.	Heavy feeling	Fatigue	Read
1688.	Exhaustion	Fatigue	Read
168Z.	Tiredness symptom NOS	Fatigue	Read
E030.	Acute confusional state	Fatigue	Read
E0301	Acute confusional state, of infective origin	Fatigue	Read
E030z	Acute confusional state NOS	Fatigue	Read
E031.	Subacute confusional state	Fatigue	Read
E0311	Subacute confusional state, of infective origin	Fatigue	Read
E031z	Subacute confusional state NOS	Fatigue	Read
1BW..	Poor concentration	Fatigue	Read
1BR..	Reduced concentration	Fatigue	Read
1BR0.	Reduced concentration span	Fatigue	Read
E030.	Acute confusional state	Fatigue	Read
E0301	Acute confusional state, of infective origin	Fatigue	Read
E030z	Acute confusional state NOS	Fatigue	Read
E031.	Subacute confusional state	Fatigue	Read
E0311	Subacute confusional state, of infective origin	Fatigue	Read
E031z	Subacute confusional state NOS	Fatigue	Read
1BW..	Poor concentration	Fatigue	Read
1BR..	Reduced concentration	Fatigue	Read
1BR0.	Reduced concentration span	Fatigue	Read
F286.	CFS - Chronic fatigue syndrome	Fatigue	Read
F286.	Chronic fatigue syndrome	Fatigue	Read
F2860	Mild chronic fatigue syndrome	Fatigue	Read
F2861	Moderate chronic fatigue synd	Fatigue	Read
F286.	Myalgic encephalomyelitis	Fatigue	Read
F2862	Severe chronic fatigue synd	Fatigue	Read
F03y.	Myalgic encephalomyelitis	Fatigue	Read
F286.	ME - Myalgic encephalomyelitis	Fatigue	Read
6A61.	Attention deficit hyperactivity disorder annual review	Mental and behavioural disorder	Read
8BPT.	Drug therapy ADHD (attention deficit hyperactivity disorder)	Mental and behavioural disorder	Read
9Ngp.	On drug ther ADHD (attention deficit hyperactivity disorder)	Mental and behavioural disorder	Read
E2E01	Attention deficit with hyperactivity	Mental and	Read

		behavioural disorder	
E2E1.	Hyperkinesis with developmental delay	Mental and behavioural disorder	Read
E2E2.	Hyperkinetic conduct disorder	Mental and behavioural disorder	Read
E2E..	Childhood hyperkinetic syndrome	Mental and behavioural disorder	Read
E2E..	Overactive child syndrome	Mental and behavioural disorder	Read
E2Ey.	Other hyperkinetic manifestation	Mental and behavioural disorder	Read
E2Ez.	Hyperkinetic syndrome NOS	Mental and behavioural disorder	Read
Eu844	[X]Overactive disorder assoc mental retard/stereotype movts	Mental and behavioural disorder	Read
Eu900	[X]Disturbance of activity and attention	Mental and behavioural disorder	Read
Eu900	[X]Attention deficit hyperactivity disorder	Mental and behavioural disorder	Read
Eu901	[X]Hyperkinetic conduct disorder	Mental and behavioural disorder	Read
Eu901	[X]Hyperkinetic disorder associated with conduct disorder	Mental and behavioural disorder	Read
Eu90.	[X]Hyperkinetic disorders	Mental and behavioural disorder	Read
Eu90y	[X]Other hyperkinetic disorders	Mental and behavioural disorder	Read
Eu90z	[X]Hyperkinetic disorder, unspecified	Mental and behavioural disorder	Read
Eu90z	[X]Hyperkinetic reaction of childhood or adolescence NOS	Mental and behavioural disorder	Read
Eu90z	[X]Hyperkinetic syndrome NOS	Mental and behavioural disorder	Read
1466.	H/O: anxiety state	Mental and behavioural disorder	Read
146G.	H/O: agoraphobia	Mental and behavioural disorder	Read
1B1H.	Fear	Mental and behavioural disorder	Read
1B1V.	C/O - panic attack	Mental and behavioural disorder	Read
1Bb..	Specific fear	Mental and behavioural disorder	Read
225J.	O/E - panic attack	Mental and behavioural disorder	Read
225K.	O/E - fearful mood	Mental and behavioural disorder	Read
285..	Neurotic condition, insight present	Mental and behavioural disorder	Read
286..	Poor insight into neurotic condition	Mental and	Read

		behavioural disorder	
8G52.	Antiphobic therapy	Mental and behavioural disorder	Read
8G94.	Anxiety management training	Mental and behavioural disorder	Read
8HHp.	Referral for guided self-help for anxiety	Mental and behavioural disorder	Read
9N54.	Encounter for fear	Mental and behavioural disorder	Read
E2000	Anxiety state unspecified	Mental and behavioural disorder	Read
E2001	Panic disorder	Mental and behavioural disorder	Read
E2001	Panic attack	Mental and behavioural disorder	Read
E2002	Generalised anxiety disorder	Mental and behavioural disorder	Read
E2003	Anxiety with depression	Mental and behavioural disorder	Read
E2004	Chronic anxiety	Mental and behavioural disorder	Read
E2005	Recurrent anxiety	Mental and behavioural disorder	Read
E200.	Anxiety states	Mental and behavioural disorder	Read
E200z	Anxiety state NOS	Mental and behavioural disorder	Read
E201B	Compensation neurosis	Mental and behavioural disorder	Read
E2020	Phobia unspecified	Mental and behavioural disorder	Read
E2021	Agoraphobia with panic attacks	Mental and behavioural disorder	Read
E2022	Agoraphobia without mention of panic attacks	Mental and behavioural disorder	Read
E2023	Social phobia, fear of eating in public	Mental and behavioural disorder	Read
E2024	Social phobia, fear of public speaking	Mental and behavioural disorder	Read
E2025	Social phobia, fear of public washing	Mental and behavioural disorder	Read
E2026	Acrophobia	Mental and behavioural disorder	Read
E2027	Animal phobia	Mental and behavioural disorder	Read
E2028	Claustrophobia	Mental and behavioural disorder	Read
E2029	Fear of crowds	Mental and behavioural disorder	Read
E202A	Fear of flying	Mental and	Read

		behavioural disorder	
E202B	Cancer phobia	Mental and behavioural disorder	Read
E202C	Dental phobia	Mental and behavioural disorder	Read
E202D	Fear of death	Mental and behavioural disorder	Read
E202.	Phobic disorders	Mental and behavioural disorder	Read
E202.	Social phobic disorders	Mental and behavioural disorder	Read
E202.	Phobic anxiety	Mental and behavioural disorder	Read
E202E	Fear of pregnancy	Mental and behavioural disorder	Read
E202z	Phobic disorder NOS	Mental and behavioural disorder	Read
E20..	Neurotic disorders	Mental and behavioural disorder	Read
E20y1	Writer's cramp neurosis	Mental and behavioural disorder	Read
E20y2	Other occupational neurosis	Mental and behavioural disorder	Read
E20y3	Psychasthenic neurosis	Mental and behavioural disorder	Read
E20y.	Other neurotic disorders	Mental and behavioural disorder	Read
E20yz	Other neurotic disorder NOS	Mental and behavioural disorder	Read
E20z.	Neurotic disorder NOS	Mental and behavioural disorder	Read
Eu341	[X]Depressive neurosis	Mental and behavioural disorder	Read
Eu341	[X]Neurotic depression	Mental and behavioural disorder	Read
Eu341	[X]Persistent anxiety depression	Mental and behavioural disorder	Read
Eu400	[X]Agoraphobia	Mental and behavioural disorder	Read
Eu400	[X]Agoraphobia without history of panic disorder	Mental and behavioural disorder	Read
Eu400	[X]Panic disorder with agoraphobia	Mental and behavioural disorder	Read
Eu401	[X]Social phobias	Mental and behavioural disorder	Read
Eu401	[X]Social neurosis	Mental and behavioural disorder	Read
Eu402	[X]Specific (isolated) phobias	Mental and behavioural disorder	Read
Eu402	[X]Acrophobia	Mental and	Read

		behavioural disorder	
Eu402	[X]Animal phobias	Mental and behavioural disorder	Read
Eu402	[X]Claustrophobia	Mental and behavioural disorder	Read
Eu402	[X]Simple phobia	Mental and behavioural disorder	Read
Eu403	[X]Needle phobia	Mental and behavioural disorder	Read
Eu40.	[X]Phobic anxiety disorders	Mental and behavioural disorder	Read
Eu40y	[X]Other phobic anxiety disorders	Mental and behavioural disorder	Read
Eu40z	[X]Phobic anxiety disorder, unspecified	Mental and behavioural disorder	Read
Eu40z	[X]Phobia NOS	Mental and behavioural disorder	Read
Eu40z	[X]Phobic state NOS	Mental and behavioural disorder	Read
Eu410	[X]Panic disorder [episodic paroxysmal anxiety]	Mental and behavioural disorder	Read
Eu410	[X]Panic attack	Mental and behavioural disorder	Read
Eu410	[X]Panic state	Mental and behavioural disorder	Read
Eu411	[X]Generalized anxiety disorder	Mental and behavioural disorder	Read
Eu411	[X]Anxiety neurosis	Mental and behavioural disorder	Read
Eu411	[X]Anxiety reaction	Mental and behavioural disorder	Read
Eu411	[X]Anxiety state	Mental and behavioural disorder	Read
Eu412	[X]Mixed anxiety and depressive disorder	Mental and behavioural disorder	Read
Eu412	[X]Mild anxiety depression	Mental and behavioural disorder	Read
Eu413	[X]Other mixed anxiety disorders	Mental and behavioural disorder	Read
Eu41.	[X]Other anxiety disorders	Mental and behavioural disorder	Read
Eu41y	[X]Other specified anxiety disorders	Mental and behavioural disorder	Read
Eu41y	[X]Anxiety hysteria	Mental and behavioural disorder	Read
Eu41z	[X]Anxiety disorder, unspecified	Mental and behavioural disorder	Read
Eu41z	[X]Anxiety NOS	Mental and behavioural disorder	Read
Z481.	Phobia counselling	Mental and	Read

		behavioural disorder	
Z4L1.	Anxiety counselling	Mental and behavioural disorder	Read
ZV112	[V]Personal history of neurosis	Mental and behavioural disorder	Read
E1400	Active infantile autism	Mental and behavioural disorder	Read
E1401	Residual infantile autism	Mental and behavioural disorder	Read
E140.	Infantile autism	Mental and behavioural disorder	Read
E140.	Kanner's syndrome	Mental and behavioural disorder	Read
E140.	Autism	Mental and behavioural disorder	Read
E140.	Childhood autism	Mental and behavioural disorder	Read
E140z	Infantile autism NOS	Mental and behavioural disorder	Read
Eu840	[X]Childhood autism	Mental and behavioural disorder	Read
Eu840	[X]Autistic disorder	Mental and behavioural disorder	Read
Eu840	[X]Infantile autism	Mental and behavioural disorder	Read
Eu840	[X]Kanner's syndrome	Mental and behavioural disorder	Read
Eu841	[X]Atypical autism	Mental and behavioural disorder	Read
Eu841	[X]Mental retardation with autistic features	Mental and behavioural disorder	Read
Eu845	[X]Asperger's syndrome	Mental and behavioural disorder	Read
Eu845	[X]Autistic psychopathy	Mental and behavioural disorder	Read
Eu84z	[X]Autistic spectrum disorder	Mental and behavioural disorder	Read
1465.	H/O: depression	Mental and behavioural disorder	Read
212S.	Depression resolved	Mental and behavioural disorder	Read
8BK0.	Depression management programme	Mental and behavioural disorder	Read
8CAa.	Patient given advice about management of depression	Mental and behavioural disorder	Read
8HHq.	Referral for guided self-help for depression	Mental and behavioural disorder	Read
9H90.	Depression annual review	Mental and behavioural disorder	Read
9H91.	Depression medication review	Mental and	Read

		behavioural disorder	
9H92.	Depression interim review	Mental and behavioural disorder	Read
9HA0.	On depression register	Mental and behavioural disorder	Read
9k40.	Depression - enhanced service completed	Mental and behavioural disorder	Read
9k4..	Depression - enhanced services administration	Mental and behavioural disorder	Read
9kQ..	On full dose long term treatment depression - enh serv admin	Mental and behavioural disorder	Read
9Ov0.	Depression monitoring first letter	Mental and behavioural disorder	Read
9Ov1.	Depression monitoring second letter	Mental and behavioural disorder	Read
9Ov2.	Depression monitoring third letter	Mental and behavioural disorder	Read
9Ov3.	Depression monitoring verbal invite	Mental and behavioural disorder	Read
9Ov4.	Depression monitoring telephone invite	Mental and behavioural disorder	Read
9Ov..	Depression monitoring administration	Mental and behavioural disorder	Read
E0013	Presenile dementia with depression	Mental and behavioural disorder	Read
E0021	Senile dementia with depression	Mental and behavioural disorder	Read
E0043	Arteriosclerotic dementia with depression	Mental and behavioural disorder	Read
E1120	Single major depressive episode, unspecified	Mental and behavioural disorder	Read
E1121	Single major depressive episode, mild	Mental and behavioural disorder	Read
E1122	Single major depressive episode, moderate	Mental and behavioural disorder	Read
E1123	Single major depressive episode, severe, without psychosis	Mental and behavioural disorder	Read
E1124	Single major depressive episode, severe, with psychosis	Mental and behavioural disorder	Read
E1125	Single major depressive episode, partial or unspec remission	Mental and behavioural disorder	Read
E1126	Single major depressive episode, in full remission	Mental and behavioural disorder	Read
E112.	Single major depressive episode	Mental and behavioural disorder	Read
E112.	Agitated depression	Mental and behavioural disorder	Read
E112.	Endogenous depression first episode	Mental and behavioural disorder	Read
E112.	Endogenous depression first episode	Mental and	Read

		behavioural disorder	
E112.	Endogenous depression	Mental and behavioural disorder	Read
E112z	Single major depressive episode NOS	Mental and behavioural disorder	Read
E1130	Recurrent major depressive episodes, unspecified	Mental and behavioural disorder	Read
E1131	Recurrent major depressive episodes, mild	Mental and behavioural disorder	Read
E1132	Recurrent major depressive episodes, moderate	Mental and behavioural disorder	Read
E1133	Recurrent major depressive episodes, severe, no psychosis	Mental and behavioural disorder	Read
E1134	Recurrent major depressive episodes, severe, with psychosis	Mental and behavioural disorder	Read
E1135	Recurrent major depressive episodes, partial/unspec remission	Mental and behavioural disorder	Read
E1136	Recurrent major depressive episodes, in full remission	Mental and behavioural disorder	Read
E1137	Recurrent depression	Mental and behavioural disorder	Read
E113.	Recurrent major depressive episode	Mental and behavioural disorder	Read
E113.	Endogenous depression - recurrent	Mental and behavioural disorder	Read
E113z	Recurrent major depressive episode NOS	Mental and behavioural disorder	Read
E118.	Seasonal affective disorder	Mental and behavioural disorder	Read
E11..	Depressive psychoses	Mental and behavioural disorder	Read
E11y2	Atypical depressive disorder	Mental and behavioural disorder	Read
E11z2	Masked depression	Mental and behavioural disorder	Read
E130.	Reactive depressive psychosis	Mental and behavioural disorder	Read
E130.	Psychotic reactive depression	Mental and behavioural disorder	Read
E135.	Agitated depression	Mental and behavioural disorder	Read
E2003	Anxiety with depression	Mental and behavioural disorder	Read
E291.	Prolonged depressive reaction	Mental and behavioural disorder	Read
E2B1.	Chronic depression	Mental and behavioural disorder	Read
E2B..	Depressive disorder NEC	Mental and behavioural disorder	Read
Eu204	[X]Post-schizophrenic depression	Mental and	Read

		behavioural disorder	
Eu251	[X]Schizoaffective disorder, depressive type	Mental and behavioural disorder	Read
Eu251	[X]Schizoaffective psychosis, depressive type	Mental and behavioural disorder	Read
Eu251	[X]Schizophreniform psychosis, depressive type	Mental and behavioural disorder	Read
Eu320	[X]Mild depressive episode	Mental and behavioural disorder	Read
Eu321	[X]Moderate depressive episode	Mental and behavioural disorder	Read
Eu322	[X]Severe depressive episode without psychotic symptoms	Mental and behavioural disorder	Read
Eu322	[X]Single episode agitated depressn w/out psychotic symptoms	Mental and behavioural disorder	Read
Eu322	[X]Single episode major depression w/out psychotic symptoms	Mental and behavioural disorder	Read
Eu322	[X]Single episode vital depression w/out psychotic symptoms	Mental and behavioural disorder	Read
Eu323	[X]Severe depressive episode with psychotic symptoms	Mental and behavioural disorder	Read
Eu323	[X]Single episode of major depression and psychotic symptoms	Mental and behavioural disorder	Read
Eu323	[X]Single episode of psychogenic depressive psychosis	Mental and behavioural disorder	Read
Eu323	[X]Single episode of psychotic depression	Mental and behavioural disorder	Read
Eu323	[X]Single episode of reactive depressive psychosis	Mental and behavioural disorder	Read
Eu324	[X]Mild depression	Mental and behavioural disorder	Read
Eu325	[X]Major depression, mild	Mental and behavioural disorder	Read
Eu326	[X]Major depression, moderately severe	Mental and behavioural disorder	Read
Eu327	[X]Major depression, severe without psychotic symptoms	Mental and behavioural disorder	Read
Eu328	[X]Major depression, severe with psychotic symptoms	Mental and behavioural disorder	Read
Eu329	[X]Single major depr ep, severe with psych, psych in remiss	Mental and behavioural disorder	Read
Eu32A	[X]Recurr major depr ep, severe with psych, psych in remiss	Mental and behavioural disorder	Read
Eu32.	[X]Depressive episode	Mental and behavioural disorder	Read
Eu32.	[X]Single episode of depressive reaction	Mental and behavioural disorder	Read
Eu32.	[X]Single episode of psychogenic depression	Mental and behavioural disorder	Read
Eu32.	[X]Single episode of reactive depression	Mental and	Read

		behavioural disorder	
Eu32y	[X]Other depressive episodes	Mental and behavioural disorder	Read
Eu32y	[X]Atypical depression	Mental and behavioural disorder	Read
Eu32y	[X]Single episode of masked depression NOS	Mental and behavioural disorder	Read
Eu32z	[X]Depressive episode, unspecified	Mental and behavioural disorder	Read
Eu32z	[X]Depression NOS	Mental and behavioural disorder	Read
Eu32z	[X]Depressive disorder NOS	Mental and behavioural disorder	Read
Eu32z	[X]Prolonged single episode of reactive depression	Mental and behavioural disorder	Read
Eu32z	[X] Reactive depression NOS	Mental and behavioural disorder	Read
Eu330	[X]Recurrent depressive disorder, current episode mild	Mental and behavioural disorder	Read
Eu331	[X]Recurrent depressive disorder, current episode moderate	Mental and behavioural disorder	Read
Eu332	[X]Recurr depress disorder cur epi severe without psyc sympt	Mental and behavioural disorder	Read
Eu332	[X]Endogenous depression without psychotic symptoms	Mental and behavioural disorder	Read
Eu332	[X]Major depression, recurrent without psychotic symptoms	Mental and behavioural disorder	Read
Eu332	[X]Manic-depress psychosis,depressed,no psychotic symptoms	Mental and behavioural disorder	Read
Eu332	[X]Vital depression, recurrent without psychotic symptoms	Mental and behavioural disorder	Read
Eu333	[X]Recurrent depress disorder cur epi severe with psyc symp	Mental and behavioural disorder	Read
Eu333	[X]Endogenous depression with psychotic symptoms	Mental and behavioural disorder	Read
Eu333	[X]Manic-depress psychosis,depressed type+psychotic symptoms	Mental and behavioural disorder	Read
Eu333	[X]Recurr severe episodes/major depression+psychotic symptom	Mental and behavioural disorder	Read
Eu333	[X]Recurr severe episodes/psychogenic depressive psychosis	Mental and behavioural disorder	Read
Eu333	[X]Recurrent severe episodes of psychotic depression	Mental and behavioural disorder	Read
Eu333	[X]Recurrent severe episodes/reactive depressive psychosis	Mental and behavioural disorder	Read
Eu334	[X]Recurrent depressive disorder, currently in remission	Mental and behavioural disorder	Read
Eu33.	[X]Recurrent depressive disorder	Mental and behavioural disorder	Read
Eu33.	[X]Recurrent episodes of depressive reaction	Mental and	Read

		behavioural disorder	
Eu33.	[X]Recurrent episodes of psychogenic depression	Mental and behavioural disorder	Read
Eu33.	[X]Recurrent episodes of reactive depression	Mental and behavioural disorder	Read
Eu33.	[X]Seasonal depressive disorder	Mental and behavioural disorder	Read
Eu33.	[X]SAD - Seasonal affective disorder	Mental and behavioural disorder	Read
Eu33y	[X]Other recurrent depressive disorders	Mental and behavioural disorder	Read
Eu33z	[X]Recurrent depressive disorder, unspecified	Mental and behavioural disorder	Read
Eu33z	[X]Monopolar depression NOS	Mental and behavioural disorder	Read
Eu341	[X]Dysthymia	Mental and behavioural disorder	Read
Eu341	[X]Depressive neurosis	Mental and behavioural disorder	Read
Eu341	[X]Depressive personality disorder	Mental and behavioural disorder	Read
Eu341	[X]Neurotic depression	Mental and behavioural disorder	Read
Eu341	[X]Persistant anxiety depression	Mental and behavioural disorder	Read
Eu412	[X]Mixed anxiety and depressive disorder	Mental and behavioural disorder	Read
Eu412	[X]Mild anxiety depression	Mental and behavioural disorder	Read
E2030	Compulsive neurosis	Mental and behavioural disorder	Read
E2031	Obsessional neurosis	Mental and behavioural disorder	Read
E203.	Obsessive-compulsive disorders	Mental and behavioural disorder	Read
E203.	Anancastic neurosis	Mental and behavioural disorder	Read
E203z	Obsessive-compulsive disorder NOS	Mental and behavioural disorder	Read
Eu420	[X]Predominantly obsessional thoughts or ruminations	Mental and behavioural disorder	Read
Eu421	[X]Predominantly compulsive acts [obsessional rituals]	Mental and behavioural disorder	Read
Eu422	[X]Mixed obsessional thoughts and acts	Mental and behavioural disorder	Read
Eu42.	[X]Obsessive - compulsive disorder	Mental and behavioural disorder	Read
Eu42.	[X]Anankastic neurosis	Mental and behavioural disorder	Read
Eu42.	[X]Obsessive-compulsive neurosis	Mental and	Read

		behavioural disorder	
Eu42y	[X]Other obsessive-compulsive disorders	Mental and behavioural disorder	Read
Eu42z	[X]Obsessive-compulsive disorder, unspecified	Mental and behavioural disorder	Read
1464.	H/O: schizophrenia	Mental and behavioural disorder	Read
146H.	H/O: psychosis	Mental and behavioural disorder	Read
212W.	Schizophrenia resolved	Mental and behavioural disorder	Read
212X.	Psychosis resolved	Mental and behavioural disorder	Read
285..	Psychotic condition, insight present	Mental and behavioural disorder	Read
286..	Poor insight into psychotic condition	Mental and behavioural disorder	Read
E1000	Unspecified schizophrenia	Mental and behavioural disorder	Read
E1001	Subchronic schizophrenia	Mental and behavioural disorder	Read
E1002	Chronic schizophrenic	Mental and behavioural disorder	Read
E1003	Acute exacerbation of subchronic schizophrenia	Mental and behavioural disorder	Read
E1004	Acute exacerbation of chronic schizophrenia	Mental and behavioural disorder	Read
E1005	Schizophrenia in remission	Mental and behavioural disorder	Read
E100.	Simple schizophrenia	Mental and behavioural disorder	Read
E100.	Schizophrenia simplex	Mental and behavioural disorder	Read
E100z	Simple schizophrenia NOS	Mental and behavioural disorder	Read
E1010	Unspecified hebephrenic schizophrenia	Mental and behavioural disorder	Read
E1014	Acute exacerbation of chronic hebephrenic schizophrenia	Mental and behavioural disorder	Read
E1015	Hebephrenic schizophrenia in remission	Mental and behavioural disorder	Read
E101.	Hebephrenic schizophrenia	Mental and behavioural disorder	Read
E101z	Hebephrenic schizophrenia NOS	Mental and behavioural disorder	Read
E1020	Unspecified catatonic schizophrenia	Mental and behavioural disorder	Read
E1021	Subchronic catatonic schizophrenia	Mental and behavioural disorder	Read
E1024	Acute exacerbation of chronic catatonic schizophrenia	Mental and	Read

		behavioural disorder	
E1025	Catatonic schizophrenia in remission	Mental and behavioural disorder	Read
E102.	Catatonic schizophrenia	Mental and behavioural disorder	Read
E102z	Catatonic schizophrenia NOS	Mental and behavioural disorder	Read
E1030	Unspecified paranoid schizophrenia	Mental and behavioural disorder	Read
E1031	Subchronic paranoid schizophrenia	Mental and behavioural disorder	Read
E1032	Chronic paranoid schizophrenia	Mental and behavioural disorder	Read
E1033	Acute exacerbation of subchronic paranoid schizophrenia	Mental and behavioural disorder	Read
E1034	Acute exacerbation of chronic paranoid schizophrenia	Mental and behavioural disorder	Read
E1035	Paranoid schizophrenia in remission	Mental and behavioural disorder	Read
E103.	Paranoid schizophrenia	Mental and behavioural disorder	Read
E103z	Paranoid schizophrenia NOS	Mental and behavioural disorder	Read
E1050	Unspecified latent schizophrenia	Mental and behavioural disorder	Read
E1052	Chronic latent schizophrenia	Mental and behavioural disorder	Read
E1055	Latent schizophrenia in remission	Mental and behavioural disorder	Read
E105.	Latent schizophrenia	Mental and behavioural disorder	Read
E105z	Latent schizophrenia NOS	Mental and behavioural disorder	Read
E106.	Residual schizophrenia	Mental and behavioural disorder	Read
E1070	Unspecified schizo-affective schizophrenia	Mental and behavioural disorder	Read
E1071	Subchronic schizo-affective schizophrenia	Mental and behavioural disorder	Read
E1072	Chronic schizo-affective schizophrenia	Mental and behavioural disorder	Read
E1073	Acute exacerbation subchronic schizo-affective schizophrenia	Mental and behavioural disorder	Read
E1074	Acute exacerbation of chronic schizo-affective schizophrenia	Mental and behavioural disorder	Read
E1075	Schizo-affective schizophrenia in remission	Mental and behavioural disorder	Read
E107.	Schizo-affective schizophrenia	Mental and behavioural disorder	Read
E107.	Cyclic schizophrenia	Mental and	Read

		behavioural disorder	
E107z	Schizo-affective schizophrenia NOS	Mental and behavioural disorder	Read
E10..	Schizophrenic disorders	Mental and behavioural disorder	Read
E10y0	Atypical schizophrenia	Mental and behavioural disorder	Read
E10y1	Coenesthopathic schizophrenia	Mental and behavioural disorder	Read
E10y.	Other schizophrenia	Mental and behavioural disorder	Read
E10y.	Cenesthopathic schizophrenia	Mental and behavioural disorder	Read
E10yz	Other schizophrenia NOS	Mental and behavioural disorder	Read
E10z.	Schizophrenia NOS	Mental and behavioural disorder	Read
E120.	Simple paranoid state	Mental and behavioural disorder	Read
E121.	Chronic paranoid psychosis	Mental and behavioural disorder	Read
E121.	Sander's disease	Mental and behavioural disorder	Read
E122.	Paraphrenia	Mental and behavioural disorder	Read
E12..	Paranoid states	Mental and behavioural disorder	Read
E12y0	Paranoia querulans	Mental and behavioural disorder	Read
E12y.	Other paranoid states	Mental and behavioural disorder	Read
E12yz	Other paranoid states NOS	Mental and behavioural disorder	Read
E12z.	Paranoid psychosis NOS	Mental and behavioural disorder	Read
E1...	Non-organic psychoses	Mental and behavioural disorder	Read
E1y..	Other specified non-organic psychoses	Mental and behavioural disorder	Read
E1z..	Non-organic psychosis NOS	Mental and behavioural disorder	Read
Eu200	[X]Paranoid schizophrenia	Mental and behavioural disorder	Read
Eu200	[X]Paraphrenic schizophrenia	Mental and behavioural disorder	Read
Eu201	[X]Hebephrenic schizophrenia	Mental and behavioural disorder	Read
Eu201	[X]Disorganised schizophrenia	Mental and behavioural disorder	Read
Eu202	[X]Catatonic schizophrenia	Mental and	Read

		behavioural disorder	
Eu202	[X]Catatonic stupor	Mental and behavioural disorder	Read
Eu202	[X]Schizophrenic catalepsy	Mental and behavioural disorder	Read
Eu202	[X]Schizophrenic catatonia	Mental and behavioural disorder	Read
Eu202	[X]Schizophrenic flexibilatis cerea	Mental and behavioural disorder	Read
Eu203	[X]Undifferentiated schizophrenia	Mental and behavioural disorder	Read
Eu203	[X]Atypical schizophrenia	Mental and behavioural disorder	Read
Eu204	[X]Post-schizophrenic depression	Mental and behavioural disorder	Read
Eu205	[X]Residual schizophrenia	Mental and behavioural disorder	Read
Eu205	[X]Chronic undifferentiated schizophrenia	Mental and behavioural disorder	Read
Eu206	[X]Simple schizophrenia	Mental and behavioural disorder	Read
Eu20.	[X]Schizophrenia	Mental and behavioural disorder	Read
Eu20y	[X]Other schizophrenia	Mental and behavioural disorder	Read
Eu20y	[X]Schizophreniform disord NOS	Mental and behavioural disorder	Read
Eu20y	[X]Schizophrenifrm psychos NOS	Mental and behavioural disorder	Read
Eu20z	[X]Schizophrenia, unspecified	Mental and behavioural disorder	Read
Eu21.	[X]Schizotypal disorder	Mental and behavioural disorder	Read
Eu21.	[X]Latent schizophrenic reaction	Mental and behavioural disorder	Read
Eu21.	[X]Borderline schizophrenia	Mental and behavioural disorder	Read
Eu21.	[X]Latent schizophrenia	Mental and behavioural disorder	Read
Eu21.	[X]Prepsychotic schizophrenia	Mental and behavioural disorder	Read
Eu21.	[X]Prodromal schizophrenia	Mental and behavioural disorder	Read
Eu21.	[X]Pseudoneurotic schizophrenia	Mental and behavioural disorder	Read
Eu21.	[X]Pseudopsychopathic schizophrenia	Mental and behavioural disorder	Read
Eu220	[X]Delusional disorder	Mental and behavioural disorder	Read
Eu220	[X]Paranoid psychosis	Mental and	Read

		behavioural disorder	
Eu220	[X]Paranoid state	Mental and behavioural disorder	Read
Eu220	[X]Paraphrenia - late	Mental and behavioural disorder	Read
Eu220	[X]Sensitiver Beziehungswahn	Mental and behavioural disorder	Read
Eu220	[X]Paranoia	Mental and behavioural disorder	Read
Eu221	[X]Delusional misidentification syndrome	Mental and behavioural disorder	Read
Eu221	[X]Capgras syndrome	Mental and behavioural disorder	Read
Eu222	[X]Cotard syndrome	Mental and behavioural disorder	Read
Eu223	[X]Paranoid state in remission	Mental and behavioural disorder	Read
Eu22.	[X]Persistent delusional disorders	Mental and behavioural disorder	Read
Eu22y	[X]Other persistent delusional disorders	Mental and behavioural disorder	Read
Eu22y	[X]Delusional dysmorphophobia	Mental and behavioural disorder	Read
Eu22y	[X]Involutional paranoid state	Mental and behavioural disorder	Read
Eu22y	[X]Paranoia querulans	Mental and behavioural disorder	Read
Eu22z	[X]Persistent delusional disorder, unspecified	Mental and behavioural disorder	Read
Eu250	[X]Schizoaffective disorder, manic type	Mental and behavioural disorder	Read
Eu250	[X]Schizoaffective psychosis, manic type	Mental and behavioural disorder	Read
Eu250	[X]Schizophreniform psychosis, manic type	Mental and behavioural disorder	Read
Eu251	[X]Schizoaffective disorder, depressive type	Mental and behavioural disorder	Read
Eu251	[X]Schizoaffective psychosis, depressive type	Mental and behavioural disorder	Read
Eu251	[X]Schizophreniform psychosis, depressive type	Mental and behavioural disorder	Read
Eu252	[X]Schizoaffective disorder, mixed type	Mental and behavioural disorder	Read
Eu252	[X]Cyclic schizophrenia	Mental and behavioural disorder	Read
Eu252	[X]Mixed schizophrenic and affective psychosis	Mental and behavioural disorder	Read
Eu25.	[X]Schizoaffective disorders	Mental and behavioural disorder	Read
Eu25y	[X]Other schizoaffective disorders	Mental and	Read

		behavioural disorder	
Eu25z	[X]Schizoaffective disorder, unspecified	Mental and behavioural disorder	Read
Eu25z	[X]Schizoaffective psychosis NOS	Mental and behavioural disorder	Read
Eu26.	[X]Nonorganic psychosis in remission	Mental and behavioural disorder	Read
Eu2..	[X]Schizophrenia, schizotypal and delusional disorders	Mental and behavioural disorder	Read
Eu2y.	[X]Other nonorganic psychotic disorders	Mental and behavioural disorder	Read
Eu2y.	[X]Chronic hallucinatory psychosis	Mental and behavioural disorder	Read
Eu2z.	[X]Unspecified nonorganic psychosis	Mental and behavioural disorder	Read
Eu2z.	[X]Psychosis NOS	Mental and behavioural disorder	Read
ZV110	[V]Personal history of schizophrenia	Mental and behavioural disorder	Read
F90.	Diagnosis of Hyperkinetic disorders	Mental and behavioural disorder	ICD-10
F40.	Diagnosis of Anxiety disorders	Mental and behavioural disorder	ICD-10
F41.	Diagnosis of Anxiety disorders	Mental and behavioural disorder	ICD-10
F84.	Diagnosis of Autism and Asperger's syndrome	Mental and behavioural disorder	ICD-10
F84.	Diagnosis of Autism and Asperger's syndrome	Mental and behavioural disorder	ICD-10
F84.	Diagnosis of Autism and Asperger's syndrome	Mental and behavioural disorder	ICD-10
F30.	Diagnosis of Bipolar affective disorder and mania	Mental and behavioural disorder	ICD-10
F31.	Diagnosis of Bipolar affective disorder and mania	Mental and behavioural disorder	ICD-10
F32.	Diagnosis of Depression	Mental and behavioural disorder	ICD-10
F33.	Diagnosis of Depression	Mental and behavioural disorder	ICD-10
F42.	Diagnosis of Obsessive-compulsive disorder	Mental and behavioural disorder	ICD-10
F20.	Diagnosis of Schizophrenia, schizotypal and delusional disorders	Mental and behavioural disorder	ICD-10
F21.	Diagnosis of Schizophrenia, schizotypal and delusional disorders	Mental and behavioural disorder	ICD-10
F22.	Diagnosis of Schizophrenia, schizotypal and delusional disorders	Mental and behavioural disorder	ICD-10
F25.	Diagnosis of Schizophrenia, schizotypal and delusional disorders	Mental and behavioural disorder	ICD-10
F28.	Diagnosis of Schizophrenia, schizotypal and delusional	Mental and	ICD-

	disorders	behavioural disorder	10
F29.	Diagnosis of Schizophrenia, schizotypal and delusional disorders	Mental and behavioural disorder	ICD-10
U2zy.	[X]Intent self harm by unspecif means occ oth specif place	Mental and behavioural disorder	Read
U20By	[X]Int self poison other gas/vapour other spec place	Mental and behavioural disorder	Read
U241.		Mental and behavioural disorder	Read
ZX1Q.	Throwing self in front of train	Mental and behavioural disorder	Read
U20B0	[X]Int self poison/exposure to other gas/vapour at home	Mental and behavioural disorder	Read
U206.	[X]Intent self poison/exposure to hallucinogen	Mental and behavioural disorder	Read
U200.	[X]Overdose - ibuprofen	Mental and behavioural disorder	Read
U200.	[X]Overdose - aspirin	Mental and behavioural disorder	Read
TKxz.	Suicide and selfinflicted injury by other means NOS	Mental and behavioural disorder	Read
U200.	[X]Overdose - paracetamol	Mental and behavioural disorder	Read
U22..	[X]Intentional self harm by drowning and submersion	Mental and behavioural disorder	Read
U20yz	[X]Intent self poison unspecif chemical unspecif place	Mental and behavioural disorder	Read
TKx..	Suicide and selfinflicted injury by other means	Mental and behavioural disorder	Read
U208z	[X]Intent self poison oth/unsp drug/medic unspecif place	Mental and behavioural disorder	Read
U202y	[X]Int self poison sedative hypnotic other spec place	Mental and behavioural disorder	Read
TK3z.	Suicide + selfinflicted inj by hang/strangle/suffocate NOS	Mental and behavioural disorder	Read
U212.	[X]Inten slf harm hang strang/suffc sch oth ins/pub adm area	Mental and behavioural disorder	Read
U2B0.	[X]Intent self harm by jumping from high place occ at home	Mental and behavioural disorder	Read
U20A.	[X]Intentional self poison organ solvent,halogen hydrocarb	Mental and behavioural disorder	Read
ZX1K.	Setting fire to self	Mental and behavioural disorder	Read
TK11.	Suicide + selfinflicted poisoning by liquified petrol gas	Mental and behavioural disorder	Read
ZX1K.	Setting self alight	Mental and behavioural disorder	Read
U200.	[X]Intent self poison/exposure to nonopioid analgesic	Mental and behavioural disorder	Read
U2D..	[X]Intentional self harm by crashing of motor vehicle	Mental and	Read

		behavioural disorder	
ZX1H1	Self-strangulation	Mental and behavioural disorder	Read
TK05.	Suicide + selfinflicted poisoning by drug or medicine NOS	Mental and behavioural disorder	Read
TK3..	Suicide + selfinflicted injury by hang/strangulate/suffocate	Mental and behavioural disorder	Read
U270.	[X]Intention self harm by smoke fire/flames occurrn at home	Mental and behavioural disorder	Read
TK010	Suicide and self inflicted injury by Amylobarbitone	Mental and behavioural disorder	Read
U20A.	[X]Self poisoning from glue solvent	Mental and behavioural disorder	Read
ZX1K.	Self-incineration	Mental and behavioural disorder	Read
U21y.	[X]Intent self harm by hangng strangul/suffoct oth spec plce	Mental and behavioural disorder	Read
U2080	[X]Int self poison/exposure to oth/unsp drug/medicam home	Mental and behavioural disorder	Read
U2A..	[X]Intentional self harm by blunt object	Mental and behavioural disorder	Read
TK6..	Suicide and selfinflicted injury by cutting and stabbing	Mental and behavioural disorder	Read
U20y0	[X]Int self poison/exposure to unspecif chemical at home	Mental and behavioural disorder	Read
U26..	[X]Intentional self harm by explosive material	Mental and behavioural disorder	Read
U2010	[X]Int self poison/exposure to antiepileptic at home	Mental and behavioural disorder	Read
U2z..	[X]Intentional self harm by unspecified means	Mental and behavioural disorder	Read
ZX1B1	Jumping from building	Mental and behavioural disorder	Read
U29z.	[X]Intentional self harm by sharp object occ unspecif place	Mental and behavioural disorder	Read
TK04.	Suicide + selfinflicted poisoning by other drugs/medicines	Mental and behavioural disorder	Read
U2Cy.	[X]Int self harm jump/lying bef mov obje occ oth specif plce	Mental and behavioural disorder	Read
TK7z.	Suicide+selfinflicted injury-jump from high place NOS	Mental and behavioural disorder	Read
TK52.	Suicide and selfinflicted injury by hunting rifle	Mental and behavioural disorder	Read
TK10.	Suicide + selfinflicted poisoning by gas via pipeline	Mental and behavioural disorder	Read
U208y	[X]Int self poison oth/unsp drug/medic other spec place	Mental and behavioural disorder	Read
TKx00	Suicide + selfinflicted injury-jumping before moving object	Mental and behavioural disorder	Read
14K1.	Intentional overdose of prescription only medication	Mental and	Read

		behavioural disorder	
U30..	[X]Deliberate drug poisoning	Mental and behavioural disorder	Read
TKx4.	Suicide and selfinflicted injury by electrocution	Mental and behavioural disorder	Read
U20C y	[X]Int self poison pesticide other spec place	Mental and behavioural disorder	Read
U20C 0		Mental and behavioural disorder	Read
U207.	[X]Intent self poison/exposure to oth autonomic drug	Mental and behavioural disorder	Read
ZX15.	Drowning self	Mental and behavioural disorder	Read
TK0z.	Suicide + selfinflicted poisoning by solid/liquid subst NOS	Mental and behavioural disorder	Read
U209z	[X]Intent self poison alcohol unspecif place	Mental and behavioural disorder	Read
ZX1H2	Self-suffocation	Mental and behavioural disorder	Read
U22z.	[X]Intent self harm by drown/submersn occ unspecified place	Mental and behavioural disorder	Read
TK601	Self inflicted lacerations to wrist	Mental and behavioural disorder	Read
U20B.	[X]Intent self poison/exposure to other gas/vapour	Mental and behavioural disorder	Read
U45..	[X]Other+unspecified firearm discharge undetermined intent	Mental and behavioural disorder	Read
TK011	Suicide and self inflicted injury by Barbitone	Mental and behavioural disorder	Read
U2D4.	[X]Intent self harm by crash motor vehicl occ street/highway	Mental and behavioural disorder	Read
TKx5.	Suicide and selfinflicted injury by crashing motor vehicle	Mental and behavioural disorder	Read
U216.	[X]Intent self harm by hang strangl/suffc indust/constr area	Mental and behavioural disorder	Read
U20B 2	[X]Int self poison other gas/vapour school/pub admin area	Mental and behavioural disorder	Read
TK2..	Suicide + selfinflicted poisoning by other gases and vapours	Mental and behavioural disorder	Read
U2A0.	[X]Intentional self harm by blunt object occurrence at home	Mental and behavioural disorder	Read
U2E..	[X]Self mutilation	Mental and behavioural disorder	Read
ZX1B2	Jumping from bridge	Mental and behavioural disorder	Read
ZX1E.	Pinching self	Mental and behavioural disorder	Read
U72..	[X]Sequel intentn self-harm assault+event of undeterm intent	Mental and behavioural disorder	Read
TK06.	Suicide + selfinflicted poisoning by agricultural chemical	Mental and	Read

		behavioural disorder	
U2y0.	[X]Intentionl self harm by oth specif means occurrn at home	Mental and behavioural disorder	Read
U20A0	[X]Intent self pois organ solvent,halogen hydrocarb, home	Mental and behavioural disorder	Read
ZX1J.	Self-electrocution	Mental and behavioural disorder	Read
U2004		Mental and behavioural disorder	Read
ZX1L1	Self-mutilation of hands	Mental and behavioural disorder	Read
SL...	Overdose of drug	Mental and behavioural disorder	Read
SL...	Overdose of biological substance	Mental and behavioural disorder	Read
U205.	[X]Intent self poison/exposure to narcotic drug	Mental and behavioural disorder	Read
ZRLfC	HoNOS item 2 - non-accidental self injury	Mental and behavioural disorder	Read
TK01.	Suicide + selfinflicted poisoning by barbiturates	Mental and behavioural disorder	Read
U207z	[X]Intent self poison oth autonomic drug unspecif place	Mental and behavioural disorder	Read
U280.	[X]Intent self harm by steam hot vapour/hot obj occ at home	Mental and behavioural disorder	Read
U274.	[X]Intent self harm by smoke fire/flame occ street/highway	Mental and behavioural disorder	Read
TK3y.	Suicide + selfinflicted inj oth mean hang/strangle/suffocate	Mental and behavioural disorder	Read
U211.	[X]Intent self harm by hangng strangult/suffoct resid instit	Mental and behavioural disorder	Read
TK7..	Suicide and selfinflicted injury by jumping from high place	Mental and behavioural disorder	Read
U20Bz	[X]Intent self poison other gas/vapour unspecif place	Mental and behavioural disorder	Read
U291.	[X]Intent self harm by sharp object occ resident instit'n	Mental and behavioural disorder	Read
U2C1.		Mental and behavioural disorder	Read
ZX1B3	Jumping from cliff	Mental and behavioural disorder	Read
U2z2.	[X]Intent self harm by unspec mean occ sch/ins/pub adm area	Mental and behavioural disorder	Read
U20y2	[X]Int self poison unspecif chemical school/pub admin area	Mental and behavioural disorder	Read
U201.	[X]Intent self poison/exposure to antiepileptic	Mental and behavioural disorder	Read
U2...	[X]Self inflicted injury	Mental and behavioural disorder	Read
U2...	[X]Suicide	Mental and	Read

		behavioural disorder	
TK...	Cause of overdose - deliberate	Mental and behavioural disorder	Read
U2...	[X] Injury - self-inflicted	Mental and behavioural disorder	Read
U2...	[X] Para-suicide	Mental and behavioural disorder	Read
U2...	[X] Attempted suicide	Mental and behavioural disorder	Read
TK00.	Suicide + selfinflicted poisoning by analgesic/antipyretic	Mental and behavioural disorder	Read
U22y.	[X] Intent self harm by drown/submersn occ oth specif place	Mental and behavioural disorder	Read
TK...	Para-suicide	Mental and behavioural disorder	Read
U202z	[X] Intent self poison sedative hypnotic unspecif place	Mental and behavioural disorder	Read
TK...	Injury - self-inflicted	Mental and behavioural disorder	Read
TK...	Poisoning - self-inflicted	Mental and behavioural disorder	Read
TK...	Suicide and self harm	Mental and behavioural disorder	Read
U28z.	[X] Intent self harm by steam hot vapour/obj occ unspec place	Mental and behavioural disorder	Read
TK...	Attempted suicide	Mental and behavioural disorder	Read
ZX19.	Hitting self	Mental and behavioural disorder	Read
U2B6.	[X] Int self harm by jump from high place indust/constr area	Mental and behavioural disorder	Read
TKx0.	Suicide + selfinflicted injury-jump/lie before moving object	Mental and behavioural disorder	Read
U2005	[X] Intent self pois nonopioid analgesic trade/service area	Mental and behavioural disorder	Read
ZX1L2	Self-mutilation of genitalia	Mental and behavioural disorder	Read
U2020	[X] Int self poison/exposure to sedative hypnotic at home	Mental and behavioural disorder	Read
U2070	[X] Int self poison/exposure to oth autonomic drug at home	Mental and behavioural disorder	Read
U2...	[X] Intentional self-harm	Mental and behavioural disorder	Read
SL90.	Antidepressant poisoning	Mental and behavioural disorder	Read
TK...	Suicide and selfinflicted injury	Mental and behavioural disorder	Read
TK51.	Suicide and selfinflicted injury by shotgun	Mental and behavioural disorder	Read
U44..	[X] Rifle shotgun+larger firearm discharge undetermin	Mental and	Read

	intent	behavioural disorder	
ZX1..	Deliberate self-harm	Mental and behavioural disorder	Read
ZX1..	SIB - Self-injurious behaviour	Mental and behavioural disorder	Read
U27..	[X]Intentional self harm by smoke, fire and flames	Mental and behavioural disorder	Read
U2y1.	[X]Intent self harm by oth specif means occ resid instit'n	Mental and behavioural disorder	Read
U2D6.	[X]Intent self harm crash motor vehic occ indust/constr area	Mental and behavioural disorder	Read
TKx1.	Suicide and selfinflicted injury by burns or fire	Mental and behavioural disorder	Read
U4B..	[X]Falling jumping/pushed from high place undeterm intent	Mental and behavioural disorder	Read
SLHz.	Drug and medicament poisoning NOS	Mental and behavioural disorder	Read
U2z0.	[X]Intentional self harm by unspecif means occurrn at home	Mental and behavioural disorder	Read
TK60.	Suicide and selfinflicted injury by cutting	Mental and behavioural disorder	Read
ZX13.	Cuts self	Mental and behavioural disorder	Read
U4Bz.	[X]Fall jump/push frm high plce undt intnt occ unspecif plce	Mental and behavioural disorder	Read
ZX1..	Self-injurious behaviour	Mental and behavioural disorder	Read
TK54.	Suicide and selfinflicted injury by other firearm	Mental and behavioural disorder	Read
U250.		Mental and behavioural disorder	Read
TK1..	Suicide + selfinflicted poisoning by gases in domestic use	Mental and behavioural disorder	Read
TK31.	Suicide + selfinflicted injury by suffocation by plastic bag	Mental and behavioural disorder	Read
TK02.	Suicide + selfinflicted poisoning by oth sedatives/hypnotics	Mental and behavioural disorder	Read
ZX1I.	Self-scalding	Mental and behavioural disorder	Read
U200z	[X]Intent self poison nonopioid analgesic unspecif place	Mental and behavioural disorder	Read
U24..	[X]Intent self harm by rifle shotgun/larger firearm disch	Mental and behavioural disorder	Read
TKx6.	Suicide and selfinflicted injury by crashing of aircraft	Mental and behavioural disorder	Read
ZX1N.	Stabbing self	Mental and behavioural disorder	Read
U290.	[X]Intentional self harm by sharp object occurrence at home	Mental and behavioural disorder	Read
U221.	[X]Intent self harm by drowning/submersn occ resid	Mental and	Read

	instit'n	behavioural disorder	
ZX...	Self-damage	Mental and behavioural disorder	Read
U209.	[X]Intent self poison/exposure to alcohol	Mental and behavioural disorder	Read
ZX13.	Cutting self	Mental and behavioural disorder	Read
ZX1L3	Self-mutilation of penis	Mental and behavioural disorder	Read
U2050	[X]Int self poison/exposure to narcotic drug at home	Mental and behavioural disorder	Read
U2A1.	[X]Intent self harm by blunt object occ resident instit'n	Mental and behavioural disorder	Read
U205y	[X]Int self poison narcotic drug other spec place	Mental and behavioural disorder	Read
U2yz.	[X]Intent self harm by oth specif means occ unspecif place	Mental and behavioural disorder	Read
TK5z.	Suicide and selfinflicted injury by firearms/explosives NOS	Mental and behavioural disorder	Read
TK014	Suicide and self inflicted injury by Phenobarbitone	Mental and behavioural disorder	Read
TKx7.	Suicide and selfinflicted injury caustic subst, excl poison	Mental and behavioural disorder	Read
U2Bz.	[X]Int self harm by jump from high place occ unspecif place	Mental and behavioural disorder	Read
U202.	[X]Overdose - amobarbital	Mental and behavioural disorder	Read
U202.	[X]Overdose - barbiturate	Mental and behavioural disorder	Read
U202.	[X]Overdose - benzodiazepine	Mental and behavioural disorder	Read
U202.	[X]Overdose - nitrazepam	Mental and behavioural disorder	Read
U204.	[X]Intent self poison/exposure to psychotropic drug	Mental and behavioural disorder	Read
U2084		Mental and behavioural disorder	Read
U27z.	[X]Intent self harm by smoke fire/flames occ unspecif place	Mental and behavioural disorder	Read
U720.	[X]Sequelae of intentional self-harm	Mental and behavioural disorder	Read
U202.	[X]Overdose - temazepam	Mental and behavioural disorder	Read
ZX18.	Hanging self	Mental and behavioural disorder	Read
U202.	[X]Overdose - diazepam	Mental and behavioural disorder	Read
U202.	[X]Overdose - sleeping tabs	Mental and behavioural disorder	Read
ZX1C.	Nipping self	Mental and	Read

		behavioural disorder	
SL90z	Anti-depressant poisoning NOS	Mental and behavioural disorder	Read
ZX1LD	[X]Self mutilation	Mental and behavioural disorder	Read
ZX1S.	Throwing self onto floor	Mental and behavioural disorder	Read
U200y	[X]Int self poison nonopioid analgesic other spec place	Mental and behavioural disorder	Read
TK1y.	Suicide and selfinflicted poisoning by other utility gas	Mental and behavioural disorder	Read
U210.	[X]Intent self harm by hanging strangulat/suffocat occ home	Mental and behavioural disorder	Read
TK61.	Suicide and selfinflicted injury by stabbing	Mental and behavioural disorder	Read
U20Az	[X]Int self pois org solv,halogen hydrocarb, unspec place	Mental and behavioural disorder	Read
U204.	[X]Overdose - antidepressant	Mental and behavioural disorder	Read
U204.	[X]Overdose - amitriptyline	Mental and behavioural disorder	Read
U204.	[X]Overdose - SSRI	Mental and behavioural disorder	Read
TK2z.	Suicide + selfinflicted poisoning by gases and vapours NOS	Mental and behavioural disorder	Read
TKz..	Suicide and selfinflicted injury NOS	Mental and behavioural disorder	Read
U202.	[X]Intent self poison/exposure to sedative hypnotic	Mental and behavioural disorder	Read
TK07.	Suicide + selfinflicted poisoning by corrosive/caustic subst	Mental and behavioural disorder	Read
U28..	[X]Intentional self harm by steam hot vapours / hot objects	Mental and behavioural disorder	Read
TK30.	Suicide and selfinflicted injury by hanging	Mental and behavioural disorder	Read
ZX1H.	Self-asphyxiation	Mental and behavioural disorder	Read
TK72.	Suicide+selfinflicted injury-jump from natural sites	Mental and behavioural disorder	Read
U201z	[X]Intent self poison antiepileptic unspecif place	Mental and behavioural disorder	Read
ZX1M.	Shooting self	Mental and behavioural disorder	Read
ZX12.	Burning self	Mental and behavioural disorder	Read
U204 1		Mental and behavioural disorder	Read
U206 4		Mental and behavioural disorder	Read
U2A3.	[X]Intent self harm by blunt object occ sports/athlet area	Mental and	Read

		behavioural disorder	
TK601	Slashed wrists self inflicted	Mental and behavioural disorder	Read
U204z	[X]Intent self poison psychotropic drug unspecif place	Mental and behavioural disorder	Read
U20B.	[X]Self carbon monoxide poisoning	Mental and behavioural disorder	Read
U21..	[X]Intent self harm by hanging strangulation / suffocation	Mental and behavioural disorder	Read
TK0..	Suicide + selfinflicted poisoning by solid/liquid substances	Mental and behavioural disorder	Read
U20A 4	[X]Int self poison org solvent,halogen hydrocarb,in highway	Mental and behavioural disorder	Read
U2B4.	[X]Intent self harm by jump from high place occ street/h'way	Mental and behavioural disorder	Read
U2zz.	[X]Intent self harm by unspecif means occ at unspecif place	Mental and behavioural disorder	Read
ZX191	Punching self	Mental and behavioural disorder	Read
TK4..	Suicide and selfinflicted injury by drowning	Mental and behavioural disorder	Read
TKx2.	Suicide and selfinflicted injury by scald	Mental and behavioural disorder	Read
TK21.	Suicide and selfinflicted poisoning by other carbon monoxide	Mental and behavioural disorder	Read
U41..	[X]Hanging strangulation + suffocation undetermined intent	Mental and behavioural disorder	Read
U294.	[X]Intention self harm by sharp object occ street/highway	Mental and behavioural disorder	Read
TK6z.	Suicide and selfinflicted injury by cutting and stabbing NOS	Mental and behavioural disorder	Read
U242.		Mental and behavioural disorder	Read
U200 0	[X]Int self poison/exposure to nonopioid analgesic at home	Mental and behavioural disorder	Read
TKxy.	Suicide and selfinflicted injury by other specified means	Mental and behavioural disorder	Read
U2C..	[X]Intent self harm by jumping / lying before moving object	Mental and behavioural disorder	Read
ZX1B.	Jumping from height	Mental and behavioural disorder	Read
U209y	[X]Int self poison alcohol other spec place	Mental and behavioural disorder	Read
TK70.	Suicide+selfinflicted injury-jump from residential premises	Mental and behavioural disorder	Read
ZX1R.	Throwing self in front of vehicle	Mental and behavioural disorder	Read
TKx3.	Suicide and selfinflicted injury by extremes of cold	Mental and behavioural disorder	Read
TK20.	Suicide + selfinflicted poisoning by motor veh exhaust gas	Mental and	Read

		behavioural disorder	
U20y.	[X]Intent self poison/exposure to unspecif chemical	Mental and behavioural disorder	Read
U220.	[X]Intent self harm by drowning/submersion occurrn at home	Mental and behavioural disorder	Read
ZX...	Self-harm	Mental and behavioural disorder	Read
U208.	[X]Int self poison/exposure to other/unspec drug/medicament	Mental and behavioural disorder	Read
U20..	[X]Deliberate drug overdose / other poisoning	Mental and behavioural disorder	Read
U2040	[X]Int self poison/exposure to psychotropic drug at home	Mental and behavioural disorder	Read
ZX11.	Bites self	Mental and behavioural disorder	Read
ZX1G.	Scratches self	Mental and behavioural disorder	Read
ZRn3.	Suicide intent score subscale - attempt circumstances	Mental and behavioural disorder	Read
TK5..	Suicide and selfinflicted injury by firearms and explosives	Mental and behavioural disorder	Read
TK71.	Suicide+selfinflicted injury-jump from oth manmade structure	Mental and behavioural disorder	Read
U204y	[X]Int self poison psychotropic drug other spec place	Mental and behavioural disorder	Read
U20C.	[X]Intent self poison/exposure to pesticide	Mental and behavioural disorder	Read
U25..	[X]Intent self harm by other/unspecified firearm discharge	Mental and behavioural disorder	Read
U2B..	[X]Intentional self harm by jumping from a high place	Mental and behavioural disorder	Read
U2y..	[X]Intentional self harm by other specified means	Mental and behavioural disorder	Read
U29..	[X]Intentional self harm by sharp object	Mental and behavioural disorder	Read
ZX1Q.	Jumping under train	Mental and behavioural disorder	Read
ZX192	Slapping self	Mental and behavioural disorder	Read
ZX1L.	Self-mutilation	Mental and behavioural disorder	Read
U21z.	[X]Intent self harm by hangng strangul/suffoct unspecif plce	Mental and behavioural disorder	Read
TKy..	Late effects of selfinflicted injury	Mental and behavioural disorder	Read
U2By.	[X]Int self harm by jump from high place occ oth specif plce	Mental and behavioural disorder	Read
U2001		Mental and behavioural disorder	Read
U202		Mental and	Read

4		behavioural disorder	
U2C4.	[X]Int self harm jump/lying befrr mov obje occ street/highway	Mental and behavioural disorder	Read
ZX1L6	Self-mutilation of ears	Mental and behavioural disorder	Read
U20..	[X]Intentional self poisoning/exposure to noxious substances	Mental and behavioural disorder	Read
U29y.	[X]Intention self harm by sharp object occ oth specif place	Mental and behavioural disorder	Read
ZX11.	Biting self	Mental and behavioural disorder	Read
ZX131	Cutting own wrists	Mental and behavioural disorder	Read
TK03.	Suicide + selfinflicted poisoning tranquilliser/psychotropic	Mental and behavioural disorder	Read
U20C.	[X]Self poisoning with paraquat	Mental and behavioural disorder	Read
U20C.	[X]Self poisoning with weedkiller	Mental and behavioural disorder	Read
U205z	[X]Intent self poison narcotic drug unspecif place	Mental and behavioural disorder	Read
U2D0.	[X]Intent self harm by crash of motor vehicl occurrn at home	Mental and behavioural disorder	Read
TK1z.	Suicide + selfinflicted poisoning by domestic gases NOS	Mental and behavioural disorder	Read
R0074	[D]Postviral (asthenic) syndrome	POST VIRAL	Read
F286.	Chronic Fatigue Syndrome/Postviral fatigue syndrome	POST VIRAL	Read
A37.	Whooping cough	Respiratory	ICD-10
A370	Whooping cough due to Bordetella pertussis	Respiratory	ICD-10
A371	Whooping cough due to Bordetella parapertussis	Respiratory	ICD-10
A378	Whooping cough due to other Bordetella species	Respiratory	ICD-10
A379	Whooping cough, unspecified	Respiratory	ICD-10
H66.	Suppurative and unspecified otitis media	Respiratory	ICD-10
H660	Acute suppurative otitis media	Respiratory	ICD-10
H661	Chronic tubotympanic suppurative otitis media	Respiratory	ICD-10
H662	Chronic atticofacial suppurative otitis media	Respiratory	ICD-10
H663	Other chronic suppurative otitis media	Respiratory	ICD-10
H664	Suppurative otitis media, unspecified	Respiratory	ICD-10
H669	Otitis media, unspecified	Respiratory	ICD-

			10
H67.	Otitis media in diseases classified elsewhere	Respiratory	ICD-10
H670	Otitis media in bacterial diseases classified elsewhere	Respiratory	ICD-10
H671	Otitis media in viral diseases classified elsewhere	Respiratory	ICD-10
H678	Otitis media in other diseases classified elsewhere	Respiratory	ICD-10
J00X	Acute nasopharyngitis [common cold]	Respiratory	ICD-10
J01.	Acute sinusitis	Respiratory	ICD-10
J010	Acute maxillary sinusitis	Respiratory	ICD-10
J011	Acute frontal sinusitis	Respiratory	ICD-10
J012	Acute ethmoidal sinusitis	Respiratory	ICD-10
J013	Acute sphenoidal sinusitis	Respiratory	ICD-10
J014	Acute pansinusitis	Respiratory	ICD-10
J018	Other acute sinusitis	Respiratory	ICD-10
J019	Acute sinusitis, unspecified	Respiratory	ICD-10
J02.	Acute pharyngitis	Respiratory	ICD-10
J020	Streptococcal pharyngitis	Respiratory	ICD-10
J028	Acute pharyngitis due to other specified organisms	Respiratory	ICD-10
J029	Acute pharyngitis, unspecified	Respiratory	ICD-10
J03.	Acute tonsillitis	Respiratory	ICD-10
J030	Streptococcal tonsillitis	Respiratory	ICD-10
J038	Acute tonsillitis due to other specified organisms	Respiratory	ICD-10
J039	Acute tonsillitis, unspecified	Respiratory	ICD-10
J04.	Acute laryngitis and tracheitis	Respiratory	ICD-10
J040	Acute laryngitis	Respiratory	ICD-10
J041	Acute tracheitis	Respiratory	ICD-10
J042	Acute laryngotracheitis	Respiratory	ICD-

			10
J05.	Acute obstructive laryngitis [croup] and epiglottitis	Respiratory	ICD-10
J050	Acute obstructive laryngitis [croup]	Respiratory	ICD-10
J051	Acute epiglottitis	Respiratory	ICD-10
J06.	Acute upper respiratory infections of multiple and unspecified sites	Respiratory	ICD-10
J060	Acute laryngopharyngitis	Respiratory	ICD-10
J068	Other acute upper respiratory infections of multiple sites	Respiratory	ICD-10
J069	Acute upper respiratory infection, unspecified	Respiratory	ICD-10
J09X	Influenza due to identified avian influenza virus	Respiratory	ICD-10
J10.	Influenza due to other identified influenza virus	Respiratory	ICD-10
J100	Influenza with pneumonia, other influenza virus identified	Respiratory	ICD-10
J101	Influenza with other respiratory manifestations, other influenza virus identified	Respiratory	ICD-10
J108	Influenza with other manifestations, other influenza virus identified	Respiratory	ICD-10
J11.	Influenza, virus not identified	Respiratory	ICD-10
J110	Influenza with pneumonia, virus not identified	Respiratory	ICD-10
J111	Influenza with other respiratory manifestations, virus not identified	Respiratory	ICD-10
J118	Influenza with other manifestations, virus not identified	Respiratory	ICD-10
J12.	Viral pneumonia, not elsewhere classified	Respiratory	ICD-10
J120	Adenoviral pneumonia	Respiratory	ICD-10
J121	Respiratory syncytial virus pneumonia	Respiratory	ICD-10
J122	Parainfluenza virus pneumonia	Respiratory	ICD-10
J123	Human metapneumovirus pneumonia	Respiratory	ICD-10
J128	Other viral pneumonia	Respiratory	ICD-10
J129	Viral pneumonia, unspecified	Respiratory	ICD-10
J13X	Pneumonia due to Streptococcus pneumoniae	Respiratory	ICD-10
J14X	Pneumonia due to Haemophilus influenzae	Respiratory	ICD-

			10
J15.	Bacterial pneumonia, not elsewhere classified	Respiratory	ICD-10
J150	Pneumonia due to Klebsiella pneumoniae	Respiratory	ICD-10
J151	Pneumonia due to Pseudomonas	Respiratory	ICD-10
J152	Pneumonia due to staphylococcus	Respiratory	ICD-10
J153	Pneumonia due to streptococcus, group B	Respiratory	ICD-10
J154	Pneumonia due to other streptococci	Respiratory	ICD-10
J155	Pneumonia due to Escherichia coli	Respiratory	ICD-10
J156	Pneumonia due to other aerobic Gram-negative bacteria	Respiratory	ICD-10
J157	Pneumonia due to Mycoplasma pneumoniae	Respiratory	ICD-10
J158	Other bacterial pneumonia	Respiratory	ICD-10
J159	Bacterial pneumonia, unspecified	Respiratory	ICD-10
J16.	Pneumonia due to other infectious organisms, not elsewhere classified	Respiratory	ICD-10
J160	Chlamydial pneumonia	Respiratory	ICD-10
J168	Pneumonia due to other specified infectious organisms	Respiratory	ICD-10
J17.	Pneumonia in diseases classified elsewhere	Respiratory	ICD-10
J170	Pneumonia in bacterial diseases classified elsewhere	Respiratory	ICD-10
J171	Pneumonia in viral diseases classified elsewhere	Respiratory	ICD-10
J172	Pneumonia in mycoses	Respiratory	ICD-10
J173	Pneumonia in parasitic diseases	Respiratory	ICD-10
J178	Pneumonia in other diseases classified elsewhere	Respiratory	ICD-10
J18.	Pneumonia, organism unspecified	Respiratory	ICD-10
J180	Bronchopneumonia, unspecified	Respiratory	ICD-10
J181	Lobar pneumonia, unspecified	Respiratory	ICD-10
J182	Hypostatic pneumonia, unspecified	Respiratory	ICD-10
J188	Other pneumonia, organism unspecified	Respiratory	ICD-

			10
J189	Pneumonia, unspecified	Respiratory	ICD-10
J20.	Acute bronchitis	Respiratory	ICD-10
J200	Acute bronchitis due to Mycoplasma pneumoniae	Respiratory	ICD-10
J201	Acute bronchitis due to Haemophilus influenzae	Respiratory	ICD-10
J202	Acute bronchitis due to streptococcus	Respiratory	ICD-10
J203	Acute bronchitis due to coxsackievirus	Respiratory	ICD-10
J204	Acute bronchitis due to parainfluenza virus	Respiratory	ICD-10
J205	Acute bronchitis due to respiratory syncytial virus	Respiratory	ICD-10
J206	Acute bronchitis due to rhinovirus	Respiratory	ICD-10
J207	Acute bronchitis due to echovirus	Respiratory	ICD-10
J208	Acute bronchitis due to other specified organisms	Respiratory	ICD-10
J209	Acute bronchitis, unspecified	Respiratory	ICD-10
J21.	Acute bronchiolitis	Respiratory	ICD-10
J210	Acute bronchiolitis due to respiratory syncytial virus	Respiratory	ICD-10
J211	Acute bronchiolitis due to human metapneumovirus	Respiratory	ICD-10
J218	Acute bronchiolitis due to other specified organisms	Respiratory	ICD-10
J219	Acute bronchiolitis, unspecified	Respiratory	ICD-10
J22X	Unspecified acute lower respiratory infection	Respiratory	ICD-10
J43.	Emphysema	Respiratory	ICD-10
J430	MacLeod's syndrome	Respiratory	ICD-10
J431	Panlobular emphysema	Respiratory	ICD-10
J432	Centrilobular emphysema	Respiratory	ICD-10
J438	Other emphysema	Respiratory	ICD-10
J439	Emphysema, unspecified	Respiratory	ICD-10
J44.	Other chronic obstructive pulmonary disease	Respiratory	ICD-

			10
J440	Chronic obstructive pulmonary disease with acute lower respiratory infection	Respiratory	ICD-10
J441	Chronic obstructive pulmonary disease with acute exacerbation, unspecified	Respiratory	ICD-10
J448	Other specified chronic obstructive pulmonary disease	Respiratory	ICD-10
J449	Chronic obstructive pulmonary disease, unspecified	Respiratory	ICD-10
J45.	Asthma	Respiratory	ICD-10
J450	Predominantly allergic asthma	Respiratory	ICD-10
J451	Nonallergic asthma	Respiratory	ICD-10
J458	Mixed asthma	Respiratory	ICD-10
J459	Asthma, unspecified	Respiratory	ICD-10
J46X	Status asthmaticus	Respiratory	ICD-10
P27.	Chronic respiratory disease originating in the perinatal period	Respiratory	ICD-10
P270	Wilson-Mikity syndrome	Respiratory	ICD-10
P271	Bronchopulmonary dysplasia originating in the perinatal period	Respiratory	ICD-10
P278	Other chronic respiratory diseases originating in the perinatal period	Respiratory	ICD-10
P279	Unspecified chronic respiratory disease originating in the perinatal period	Respiratory	ICD-10
1780.	Aspirin induced asthma	Respiratory	Read
1781.	Asthma trigger - pollen	Respiratory	Read
1782.	Asthma trigger - tobacco smoke	Respiratory	Read
1783.	Asthma trigger - warm air	Respiratory	Read
1784.	Asthma trigger - emotion	Respiratory	Read
1785.	Asthma trigger - damp	Respiratory	Read
1786.	Asthma trigger - animals	Respiratory	Read
1787.	Asthma trigger - seasonal	Respiratory	Read
1788.	Asthma trigger - cold air	Respiratory	Read
1789.	Asthma trigger - respiratory infection	Respiratory	Read
663e1	Asthma severely restricts exercise	Respiratory	Read
6635.	Increasing exercise wheeze	Respiratory	Read
8793.	Asthma control step 0	Respiratory	Read
8794.	Asthma control step 1	Respiratory	Read
8795.	Asthma control step 2	Respiratory	Read
8796.	Asthma control step 3	Respiratory	Read
8797.	Asthma control step 4	Respiratory	Read

8798.	Asthma control step 5	Respiratory	Read
173A.	Exercise induced asthma	Respiratory	Read
178..	Asthma trigger	Respiratory	Read
178A.	Asthma trigger - airborne dust	Respiratory	Read
178B.	Asthma trigger - exercise	Respiratory	Read
1J70.	Suspected asthma	Respiratory	Read
102..	Asthma confirmed	Respiratory	Read
663..	Respiratory disease monitoring	Respiratory	Read
663d.	Emergency asthma admission since last appointment	Respiratory	Read
663e.	Asthma restricts exercise	Respiratory	Read
663f.	Asthma never restricts exercise	Respiratory	Read
663j.	Asthma - currently active	Respiratory	Read
663J.	Airways obstruction reversible	Respiratory	Read
663m.	Asthma accident and emergency attendance since last visit	Respiratory	Read
663n.	Asthma treatment compliance satisfactory	Respiratory	Read
663N.	Asthma disturbing sleep	Respiratory	Read
663N0	Asthma causing night waking	Respiratory	Read
663N1	Asthma disturbs sleep weekly	Respiratory	Read
663N2	Asthma disturbs sleep frequently	Respiratory	Read
663O.	Asthma not disturbing sleep	Respiratory	Read
663O0	Asthma never disturbs sleep	Respiratory	Read
663p.	Asthma treatment compliance unsatisfactory	Respiratory	Read
663P.	Asthma limiting activities	Respiratory	Read
663P0	Asthma limits activities 1 to 2 times per month	Respiratory	Read
663P1	Asthma limits activities 1 to 2 times per week	Respiratory	Read
663P2	Asthma limits activities most days	Respiratory	Read
663q.	Asthma daytime symptoms	Respiratory	Read
663Q.	Asthma not limiting activities	Respiratory	Read
663r.	Asthma causes night symptoms 1 to 2 times per month	Respiratory	Read
663s.	Asthma never causes daytime symptoms	Respiratory	Read
663t.	Asthma causes daytime symptoms 1 to 2 times per month	Respiratory	Read
663u.	Asthma causes daytime symptoms 1 to 2 times per week	Respiratory	Read
663U.	Asthma management plan given	Respiratory	Read
663v.	Asthma causes daytime symptoms most days	Respiratory	Read
663V.	Asthma severity	Respiratory	Read
663V0	Occasional asthma	Respiratory	Read
663V1	Mild asthma	Respiratory	Read
663V2	Moderate asthma	Respiratory	Read
663V3	Severe asthma	Respiratory	Read
663w.	Asthma limits walking up hills or stairs	Respiratory	Read

663W	Asthma prophylactic medication used	Respiratory	Read
663x.	Asthma limits walking on the flat	Respiratory	Read
663y.	Number of asthma exacerbations in past year	Respiratory	Read
66Y9.	Step up change in asthma management plan	Respiratory	Read
66YC.	Absent from work or school due to asthma	Respiratory	Read
66YK.	Asthma follow-up	Respiratory	Read
66YP.	Asthma night-time symptoms	Respiratory	Read
66Yq.	Asthma causes night time symptoms 1 to 2 times per week	Respiratory	Read
66Yr.	Asthma causes symptoms most nights	Respiratory	Read
8H2P.	Emergency admission, asthma	Respiratory	Read
H3120	Chronic asthmatic bronchitis	Respiratory	Read
H33..	Asthma	Respiratory	Read
H330.	Extrinsic (atopic) asthma	Respiratory	Read
H3300	Extrinsic asthma without status asthmaticus	Respiratory	Read
H3301	Extrinsic asthma with status asthmaticus	Respiratory	Read
H330z	Extrinsic asthma NOS	Respiratory	Read
H331.	Intrinsic asthma	Respiratory	Read
H3310	Intrinsic asthma without status asthmaticus	Respiratory	Read
H3311	Intrinsic asthma with status asthmaticus	Respiratory	Read
H331z	Intrinsic asthma NOS	Respiratory	Read
H332.	Mixed asthma	Respiratory	Read
H333.	Acute exacerbation of asthma	Respiratory	Read
H334.	Brittle asthma	Respiratory	Read
H335.	Chronic asthma with fixed airflow obstruction	Respiratory	Read
H33z.	Asthma unspecified	Respiratory	Read
H33z0	Status asthmaticus NOS	Respiratory	Read
H33z1	Asthma attack	Respiratory	Read
H33z2	Late-onset asthma	Respiratory	Read
H33zz	Asthma NOS	Respiratory	Read
H35y7	Wood asthma	Respiratory	Read
H47y0	Detergent asthma	Respiratory	Read
1737.	Wheezing	Respiratory	Read
2326.	O/E - expiratory wheeze	Respiratory	Read
173B.	Nocturnal cough / wheeze	Respiratory	Read
173e.	Viral wheeze	Respiratory	Read
23D2.	O/E - rhonchi present	Respiratory	Read
663a.	Oral steroids used since last appointment	Respiratory	Read
663b.	Home nebuliser used since last appointment	Respiratory	Read
663c.	Nebulisation since last appointment	Respiratory	Read

663F.	Oral steroids started	Respiratory	Read
663G.	Oral steroids stopped	Respiratory	Read
663g1	Using inhaled steroids - normal dose	Respiratory	Read
663g2	Using inhaled steroids - high dose	Respiratory	Read
663g3	Increases inhaled steroids appropriately	Respiratory	Read
663g4	Using inhaled steroids - low dose	Respiratory	Read
663I.	Spacer device in use	Respiratory	Read
663L.	Bronchodilators used more than once daily	Respiratory	Read
663M.	Bronchodilators used a maximum of once daily	Respiratory	Read
663S.	Peak flow meter at home	Respiratory	Read
663T.	No peak flow meter at home	Respiratory	Read
663Y.	Steroid dose inhaled daily	Respiratory	Read
663z.	Number of times bronchodilator used in one week	Respiratory	Read
663Z0	Bronchodilator used infrequently	Respiratory	Read
663Z1	Bronchodilator not used in last month	Respiratory	Read
H312 1	Emphysematous bronchitis	Respiratory	Read
H32..	Emphysema	Respiratory	Read
H464 0	Chronic emphysema due to chemical fumes	Respiratory	Read
H581.	Interstitial emphysema	Respiratory	Read
H5y16	Bronchospasm	Respiratory	Read
R0609	[D]Wheezing	Respiratory	Read
R060E	[D]Mild wheeze	Respiratory	Read
R060F	[D]Moderate wheeze	Respiratory	Read
R060 G	[D]Severe wheeze	Respiratory	Read
R060 H	[D]Very severe wheeze	Respiratory	Read
14B3.	H/O: chr.obstr. airway disease	Respiratory	Read
663K.	Airways obstructn irreversible	Respiratory	Read
66YL.	Chronic obstructive pulmonary disease follow-up	Respiratory	Read
H31..	Chronic bronchitis	Respiratory	Read
H36..	Mild chronic obstructive pulmonary disease	Respiratory	Read
H37..	Moderate chronic obstructive pulmonary disease	Respiratory	Read
H38..	Severe chronic obstructive pulmonary disease	Respiratory	Read
H39..	Very severe chronic obstructive pulmonary disease	Respiratory	Read
H3A..	End stage chronic obstructive airways disease	Respiratory	Read
H3y..	Other specified chronic obstructive airways disease	Respiratory	Read
H3z..	Chronic obstructive airways disease NOS	Respiratory	Read
1825.	Pleuritic pain	Respiratory	Read
1827.	Painful breathing -pleurodynia	Respiratory	Read
23D5.	O/E - pleural friction rub	Respiratory	Read
4JU9.	Respiratory syncytial virus A detected	Respiratory	Read
4JUA.	Respiratory syncytial virus B detected	Respiratory	Read

4JUB.	Respiratory syncytial virus untyped strain detected	Respiratory	Read
4JUK.	Mycoplasma pneumoniae detected	Respiratory	Read
A0222	Salmonella pneumonia	Respiratory	Read
A521.	Varicella pneumonitis	Respiratory	Read
A54x4	Herpes simplex pneumonia	Respiratory	Read
A551.	Postmeasles pneumonia	Respiratory	Read
A730.	Ornithosis with pneumonia	Respiratory	Read
A741.	Epidemic pleurodynia	Respiratory	Read
A7850	Cytomegaloviral pneumonitis	Respiratory	Read
A79A.	Respiratory syncytial virus infection	Respiratory	Read
A7y02	Resp syncytial virus as cause of dis class to other chapters	Respiratory	Read
AyuK N	[X]Resp syncytial virus/cause/diseases classfd/oth chapters	Respiratory	Read
H06..	Acute bronchitis and bronchiolitis	Respiratory	Read
H060.	Acute bronchitis	Respiratory	Read
H060 0	Acute fibrinous bronchitis	Respiratory	Read
H060 1	Acute membranous bronchitis	Respiratory	Read
H060 2	Acute pseudomembranous bronchitis	Respiratory	Read
H060 3	Acute purulent bronchitis	Respiratory	Read
H060 4	Acute croupous bronchitis	Respiratory	Read
H060 5	Acute tracheobronchitis	Respiratory	Read
H060 6	Acute pneumococcal bronchitis	Respiratory	Read
H060 7	Acute streptococcal bronchitis	Respiratory	Read
H060 8	Acute haemophilus influenzae bronchitis	Respiratory	Read
H060 9	Acute neisseria catarrhalis bronchitis	Respiratory	Read
H060 A	Acute bronchitis due to mycoplasma pneumoniae	Respiratory	Read
H060 B	Acute bronchitis due to coxsackievirus	Respiratory	Read
H060 C	Acute bronchitis due to parainfluenza virus	Respiratory	Read
H060 D	Acute bronchitis due to respiratory syncytial virus	Respiratory	Read
H060 E	Acute bronchitis due to rhinovirus	Respiratory	Read
H060F	Acute bronchitis due to echovirus	Respiratory	Read
H060v	Subacute bronchitis unspecified	Respiratory	Read
H060	Acute viral bronchitis unspecified	Respiratory	Read

w			
H060x	Acute bacterial bronchitis unspecified	Respiratory	Read
H060z	Acute bronchitis NOS	Respiratory	Read
H061.	Acute bronchiolitis	Respiratory	Read
H0610	Acute capillary bronchiolitis	Respiratory	Read
H0611	Acute obliterating bronchiolitis	Respiratory	Read
H0612	Acute bronchiolitis with bronchospasm	Respiratory	Read
H0613	Acute exudative bronchiolitis	Respiratory	Read
H0614	Obliterating fibrous bronchiolitis	Respiratory	Read
H0615	Acute bronchiolitis due to respiratory syncytial virus	Respiratory	Read
H0616	Acute bronchiolitis due to other specified organisms	Respiratory	Read
H0617	Acute bronchiolitis due to human metapneumovirus	Respiratory	Read
H061z	Acute bronchiolitis NOS	Respiratory	Read
H062.	Acute lower respiratory tract infection	Respiratory	Read
H06z.	Acute bronchitis or bronchiolitis NOS	Respiratory	Read
H06z1	Lower resp tract infection	Respiratory	Read
H07..	Chest cold	Respiratory	Read
H2...	Pneumonia and influenza	Respiratory	Read
H20..	Viral pneumonia	Respiratory	Read
H200.	Pneumonia due to adenovirus	Respiratory	Read
H201.	Pneumonia due to respiratory syncytial virus	Respiratory	Read
H202.	Pneumonia due to parainfluenza virus	Respiratory	Read
H203.	Pneumonia due to human metapneumovirus	Respiratory	Read
H20y.	Viral pneumonia NEC	Respiratory	Read
H20y0	Severe acute respiratory syndrome	Respiratory	Read
H20z.	Viral pneumonia NOS	Respiratory	Read
H21..	Lobar (pneumococcal) pneumonia	Respiratory	Read
H22..	Other bacterial pneumonia	Respiratory	Read
H23..	Pneumonia due to other specified organisms	Respiratory	Read
H231.	Pneumonia due to mycoplasma pneumoniae	Respiratory	Read
H232.	Pneumonia due to pleuropneumonia like organisms	Respiratory	Read
H233.	Chlamydial pneumonia	Respiratory	Read
H23z.	Pneumonia due to specified organism NOS	Respiratory	Read
H24..	Pneumonia with infectious diseases EC	Respiratory	Read
H240.	Pneumonia with measles	Respiratory	Read
H241.	Pneumonia with cytomegalic inclusion disease	Respiratory	Read
H243.	Pneumonia with whooping cough	Respiratory	Read
H24y.	Pneumonia with other infectious diseases EC	Respiratory	Read

H24y7	Pneumonia with varicella	Respiratory	Read
H24yz	Pneumonia with other infectious diseases EC NOS	Respiratory	Read
H24z.	Pneumonia with infectious diseases EC NOS	Respiratory	Read
H25..	Bronchopneumonia due to unspecified organism	Respiratory	Read
H26..	Pneumonia due to unspecified organism	Respiratory	Read
H260.	Lobar pneumonia due to unspecified organism	Respiratory	Read
H261.	Basal pneumonia due to unspecified organism	Respiratory	Read
H263.	Pneumonitis, unspecified	Respiratory	Read
H270.	Influenza with pneumonia	Respiratory	Read
H270 0	Influenza with bronchopneumonia	Respiratory	Read
H270 1	Influenza with pneumonia, influenza virus identified	Respiratory	Read
H270z	Influenza with pneumonia NOS	Respiratory	Read
H28..	Atypical pneumonia	Respiratory	Read
H2y..	Other specified pneumonia or influenza	Respiratory	Read
H2z..	Pneumonia or influenza NOS	Respiratory	Read
H30..	Bronchitis unspecified	Respiratory	Read
H300.	Tracheobronchitis NOS	Respiratory	Read
H301.	Laryngotracheobronchitis	Respiratory	Read
H302.	Wheezy bronchitis	Respiratory	Read
H30z.	Bronchitis NOS	Respiratory	Read
H357.	Ventilation pneumonitis	Respiratory	Read
H501 0	Pleural abscess	Respiratory	Read
H501 2	Pleural empyema	Respiratory	Read
H501 4	Purulent pleurisy	Respiratory	Read
H51..	Pleurisy	Respiratory	Read
H510.	Pleurisy without effusion or active tuberculosis	Respiratory	Read
H510 3	Acute dry pleurisy	Respiratory	Read
H510 4	Diaphragmatic pleurisy	Respiratory	Read
H510 5	Basal pleurisy	Respiratory	Read
H510 9	Pneumococcal pleurisy	Respiratory	Read
H510 A	Staphylococcal pleurisy	Respiratory	Read
H510 B	Streptococcal pleurisy	Respiratory	Read
H510z	Pleurisy without effusion or active tuberculosis NOS	Respiratory	Read
H511.	Bacterial pleurisy with effusion	Respiratory	Read
H511 0	Pneumococcal pleurisy with effusion	Respiratory	Read

H5111	Staphylococcal pleurisy with effusion	Respiratory	Read
H511z	Bacterial pleurisy with effusion NOS	Respiratory	Read
H51y.	Other pleural effusion excluding mention of tuberculosis	Respiratory	Read
H5303	Abscess of lung with pneumonia	Respiratory	Read
H564.	Bronchiolitis obliterans organising pneumonia	Respiratory	Read
H56y1	Interstitial pneumonia	Respiratory	Read
Hyu08	[X]Other viral pneumonia	Respiratory	Read
Hyu0A	[X]Other bacterial pneumonia	Respiratory	Read
Hyu0B	[X]Pneumonia due to other specified infectious organisms	Respiratory	Read
Hyu0D	[X]Pneumonia in viral diseases classified elsewhere	Respiratory	Read
Hyu0H	[X]Other pneumonia, organism unspecified	Respiratory	Read
Hyu1.	[X]Other acute lower respiratory infections	Respiratory	Read
Hyu10	[X]Acute bronchitis due to other specified organisms	Respiratory	Read
Hyu11	[X]Acute bronchiolitis due to other specified organisms	Respiratory	Read
R0654	[D]Pleuritic pain	Respiratory	Read
R0655	[D]Pleurodynia	Respiratory	Read
1656.	Feverish cold	Respiratory	Read
75311	Drainage of peritonsillar abscess	Respiratory	Read
16L..	Influenza-like symptoms	Respiratory	Read
1C3..	Earache symptoms	Respiratory	Read
1C32.	Unilateral earache	Respiratory	Read
1C33.	Bilateral earache	Respiratory	Read
1C3Z.	Earache symptom NOS	Respiratory	Read
1C9..	Sore throat symptom	Respiratory	Read
1C92.	Has a sore throat	Respiratory	Read
1C93.	Persistent sore throat	Respiratory	Read
1C9Z.	Sore throat symptom NOS	Respiratory	Read
1CB3.	Throat pain	Respiratory	Read
2D95.	O/E - tympanic membrane red	Respiratory	Read
2DB6.	O/E - follicular tonsillitis	Respiratory	Read
2DB7.	O/E - exudate on tonsils	Respiratory	Read
2DC1.	O/E - pharynx hyperaemic	Respiratory	Read
2DC2.	O/E - granular pharyngitis	Respiratory	Read
2DC3.	Inflamed throat	Respiratory	Read
4J3L.	Influenza A virus H1N1 subtype detected	Respiratory	Read
4JF40	Throat swab culture positive	Respiratory	Read
4JU0.	Influenza H1 virus detected	Respiratory	Read
4JU1.	Influenza H2 virus detected	Respiratory	Read
4JU2.	Influenza H3 virus detected	Respiratory	Read
4JU3.	Influenza H5 virus detected	Respiratory	Read

4JU4.	Influenza A virus, other or untyped strain detected	Respiratory	Read
4JU5.	Influenza B virus detected	Respiratory	Read
4JUE.	Human rhinovirus detected	Respiratory	Read
4JUF.	Human parainfluenza virus detected	Respiratory	Read
65VA.	Notification of whooping cough	Respiratory	Read
A32..	Diphtheria	Respiratory	Read
A320.	Faucial diphtheria	Respiratory	Read
A321.	Nasopharyngeal diphtheria	Respiratory	Read
A322.	Anterior nasal diphtheria	Respiratory	Read
A323.	Laryngeal diphtheria	Respiratory	Read
A32yz	Other specified diphtheria NOS	Respiratory	Read
A32z.	Diphtheria NOS	Respiratory	Read
A33..	Whooping cough	Respiratory	Read
A330.	Bordetella pertussis	Respiratory	Read
A331.	Bordetella parapertussis	Respiratory	Read
A33y.	Whooping cough - other specified organism	Respiratory	Read
A33y0	Bordetella bronchiseptica	Respiratory	Read
A33yz	Other whooping cough NOS	Respiratory	Read
A33z.	Whooping cough NOS	Respiratory	Read
A34..	Streptococcal sore throat and scarlatina	Respiratory	Read
A340.	Streptococcal sore throat	Respiratory	Read
A3400	Streptococcal angina	Respiratory	Read
A3401	Streptococcal laryngitis	Respiratory	Read
A3402	Streptococcal pharyngitis	Respiratory	Read
A3403	Streptococcal tonsillitis	Respiratory	Read
A340z	Streptococcal sore throat NOS	Respiratory	Read
A341.	Scarlet fever - scarlatina	Respiratory	Read
A34z.	Streptococcal sore throat with scarlatina NOS	Respiratory	Read
A552.	Postmeasles otitis media	Respiratory	Read
A793.	Rhinovirus	Respiratory	Read
Ayu38	[X]Diphtheria, unspecified	Respiratory	Read
Ayu3 A	[X]Whooping cough, unspecified	Respiratory	Read
F51..	Nonsuppurative otitis media + eustachian tube disorders	Respiratory	Read
F510.	Acute non suppurative otitis media	Respiratory	Read
F5100	Acute otitis media with effusion	Respiratory	Read
F5101	Acute serous otitis media	Respiratory	Read
F5102	Acute mucoid otitis media	Respiratory	Read
F5103	Acute sanguinous otitis media	Respiratory	Read
F5104	Acute allergic serous otitis media	Respiratory	Read
F5106	Acute allergic sanguinous otitis media	Respiratory	Read
F510z	Acute nonsuppurative otitis media NOS	Respiratory	Read
F514.	Unspecified nonsuppurative otitis media	Respiratory	Read
F5141	Serous otitis media NOS	Respiratory	Read
F5142	Catarrhal otitis media NOS	Respiratory	Read

F5143	Mucoid otitis media NOS	Respiratory	Read
F514z	Nonsuppurative otitis media NOS	Respiratory	Read
F515.	Eustachian tube salpingitis	Respiratory	Read
F5150	Unspecified eustachian tube salpingitis	Respiratory	Read
F5151	Acute eustachian tube salpingitis	Respiratory	Read
F515z	Eustachian tube salpingitis NOS	Respiratory	Read
F52..	Suppurative and unspecified otitis media	Respiratory	Read
F520.	Acute suppurative otitis media	Respiratory	Read
F5200	Acute suppurative otitis media tympanic membrane intact	Respiratory	Read
F5201	Acute suppurative otitis media tympanic membrane ruptured	Respiratory	Read
F5203	Acute suppurative otitis media due to disease EC	Respiratory	Read
F520z	Acute suppurative otitis media NOS	Respiratory	Read
F524.	Purulent otitis media NOS	Respiratory	Read
F5240	Bilateral suppurative otitis media	Respiratory	Read
F525.	Recurrent acute otitis media	Respiratory	Read
F526.	Acute left otitis media	Respiratory	Read
F527.	Acute right otitis media	Respiratory	Read
F528.	Acute bilateral otitis media	Respiratory	Read
F52z.	Otitis media NOS	Respiratory	Read
F53..	Mastoiditis and related conditions	Respiratory	Read
F530.	Acute mastoiditis	Respiratory	Read
F5300	Acute mastoiditis without complications	Respiratory	Read
F5301	Subperiosteal mastoid abscess	Respiratory	Read
F5302	Gradenigo's syndrome	Respiratory	Read
F5303	Acute mastoiditis with other complication	Respiratory	Read
F530z	Acute mastoiditis NOS	Respiratory	Read
F540.	Acute myringitis without otitis media	Respiratory	Read
F5401	Unspecified acute tympanitis	Respiratory	Read
F5402	Bullous myringitis	Respiratory	Read
F540z	Acute myringitis NOS	Respiratory	Read
F587.	Otalgia	Respiratory	Read
F5870	Unspecified otalgia	Respiratory	Read
F5871	Otogenic pain	Respiratory	Read
F587z	Otalgia NOS	Respiratory	Read
FyuP0	[X]Other acute nonsuppurative otitis media	Respiratory	Read
FyuP3	[X]Otitis media in bacterial diseases classified elsewhere	Respiratory	Read
FyuP4	[X]Otitis media in viral diseases classified elsewhere	Respiratory	Read
FyuP5	[X]Otitis media in other diseases classified elsewhere	Respiratory	Read
FyuP7	[X]Other mastoiditis and related conditions	Respiratory	Read
H00..	Acute nasopharyngitis	Respiratory	Read
H01..	Acute sinusitis	Respiratory	Read
H010.	Acute maxillary sinusitis	Respiratory	Read
H011.	Acute frontal sinusitis	Respiratory	Read

H012.	Acute ethmoidal sinusitis	Respiratory	Read
H013.	Acute sphenoidal sinusitis	Respiratory	Read
H014.	Acute rhinosinusitis	Respiratory	Read
H01y.	Other acute sinusitis	Respiratory	Read
H01y0	Acute pansinusitis	Respiratory	Read
H01yz	Other acute sinusitis NOS	Respiratory	Read
H01z.	Acute sinusitis NOS	Respiratory	Read
H02..	Acute pharyngitis	Respiratory	Read
H020.	Acute gangrenous pharyngitis	Respiratory	Read
H021.	Acute phlegmonous pharyngitis	Respiratory	Read
H022.	Acute ulcerative pharyngitis	Respiratory	Read
H023.	Acute bacterial pharyngitis	Respiratory	Read
H023 0	Acute pneumococcal pharyngitis	Respiratory	Read
H023 1	Acute staphylococcal pharyngitis	Respiratory	Read
H023z	Acute bacterial pharyngitis NOS	Respiratory	Read
H024.	Acute viral pharyngitis	Respiratory	Read
H02z.	Acute pharyngitis NOS	Respiratory	Read
H03..	Acute tonsillitis	Respiratory	Read
H030.	Acute erythematous tonsillitis	Respiratory	Read
H031.	Acute follicular tonsillitis	Respiratory	Read
H032.	Acute ulcerative tonsillitis	Respiratory	Read
H033.	Acute catarrhal tonsillitis	Respiratory	Read
H034.	Acute gangrenous tonsillitis	Respiratory	Read
H035.	Acute bacterial tonsillitis	Respiratory	Read
H035 0	Acute pneumococcal tonsillitis	Respiratory	Read
H035 1	Acute staphylococcal tonsillitis	Respiratory	Read
H035z	Acute bacterial tonsillitis NOS	Respiratory	Read
H036.	Acute viral tonsillitis	Respiratory	Read
H037.	Recurrent acute tonsillitis	Respiratory	Read
H03z.	Acute tonsillitis NOS	Respiratory	Read
H04..	Acute laryngitis and tracheitis	Respiratory	Read
H040.	Acute laryngitis	Respiratory	Read
H040 0	Acute oedematous laryngitis	Respiratory	Read
H040 1	Acute ulcerative laryngitis	Respiratory	Read
H040 2	Acute catarrhal laryngitis	Respiratory	Read
H040 3	Acute phlegmonous laryngitis	Respiratory	Read
H040 4	Acute haemophilus influenzae laryngitis	Respiratory	Read
H040	Acute pneumococcal laryngitis	Respiratory	Read

5			
H0406	Acute suppurative laryngitis	Respiratory	Read
H040w	Acute viral laryngitis unspecified	Respiratory	Read
H040x	Acute bacterial laryngitis unspecified	Respiratory	Read
H040z	Acute laryngitis NOS	Respiratory	Read
H042.	Acute laryngotracheitis	Respiratory	Read
H0420	Acute laryngotracheitis without obstruction	Respiratory	Read
H0421	Acute laryngotracheitis with obstruction	Respiratory	Read
H042z	Acute laryngotracheitis NOS	Respiratory	Read
H043.	Acute epiglottitis (non strep)	Respiratory	Read
H0430	Acute epiglottitis without obstruction	Respiratory	Read
H0431	Acute epiglottitis with obstruction	Respiratory	Read
H0432	Acute obstructive laryngitis	Respiratory	Read
H043z	Acute epiglottitis NOS	Respiratory	Read
H044.	Croup	Respiratory	Read
H04z.	Acute laryngitis and tracheitis NOS	Respiratory	Read
H05..	Other acute upper respiratory infections	Respiratory	Read
H050.	Acute laryngopharyngitis	Respiratory	Read
H051.	Acute upper respiratory tract infection	Respiratory	Read
H052.	Pharyngotracheitis	Respiratory	Read
H053.	Tracheopharyngitis	Respiratory	Read
H054.	Recurrent upper respiratory tract infection	Respiratory	Read
H055.	Pharyngolaryngitis	Respiratory	Read
H05y.	Other upper respiratory infections of multiple sites	Respiratory	Read
H05z.	Upper respiratory infection NOS	Respiratory	Read
H1201	Chronic catarrhal rhinitis	Respiratory	Read
H1211	Atrophic pharyngitis	Respiratory	Read
H1212	Granular pharyngitis	Respiratory	Read
H1213	Hypertrophic pharyngitis	Respiratory	Read
H130.	Chronic maxillary sinusitis	Respiratory	Read
H131.	Chronic frontal sinusitis	Respiratory	Read
H135.	Recurrent sinusitis	Respiratory	Read
H13y1	Pansinusitis	Respiratory	Read
H141.	Tonsil and/or adenoid hypertrophy	Respiratory	Read
H15..	Peritonsillar abscess - quinsy	Respiratory	Read
H1y1z	Nasal cavity and sinus disease NOS	Respiratory	Read

H1y22	Parapharyngeal abscess	Respiratory	Read
H1y23	Retropharyngeal abscess	Respiratory	Read
H1y26	Pharynx or nasopharynx abscess	Respiratory	Read
H27..	Influenza	Respiratory	Read
H2710	Influenza with laryngitis	Respiratory	Read
H2711	Influenza with pharyngitis	Respiratory	Read
H27z.	Influenza NOS	Respiratory	Read
H29..	Avian influenza	Respiratory	Read
H2A..	Influenza due to Influenza A virus subtype H1N1	Respiratory	Read
Hyu0.	[X]Acute upper respiratory infections	Respiratory	Read
Hyu00	[X]Other acute sinusitis	Respiratory	Read
Hyu01	[X]Acute pharyngitis due to other specified organisms	Respiratory	Read
Hyu02	[X]Acute tonsillitis due to other specified organisms	Respiratory	Read
Hyu04	[X]Flu+oth respiratory manifestations,'flu virus identified	Respiratory	Read
Hyu05	[X]Influenza+other manifestations,influenza virus identified	Respiratory	Read
Hyu06	[X]Influenza+oth respiratory manifestatns,virus not identifd	Respiratory	Read
Hyu07	[X]Influenza+other manifestations, virus not identified	Respiratory	Read
R041.	[D]Throat pain	Respiratory	Read
R1532	[D]Positive culture findings in throat	Respiratory	Read
1780.	Aspirin induced asthma	Respiratory	Read
1781.	Asthma trigger - pollen	Respiratory	Read
1782.	Asthma trigger - tobacco smoke	Respiratory	Read
1783.	Asthma trigger - warm air	Respiratory	Read
1784.	Asthma trigger - emotion	Respiratory	Read
1785.	Asthma trigger - damp	Respiratory	Read
1786.	Asthma trigger - animals	Respiratory	Read
1787.	Asthma trigger - seasonal	Respiratory	Read
1788.	Asthma trigger - cold air	Respiratory	Read
1789.	Asthma trigger - respiratory infection	Respiratory	Read
663e1	Asthma severely restricts exercise	Respiratory	Read
6635.	Increasing exercise wheeze	Respiratory	Read
8793.	Asthma control step 0	Respiratory	Read
8794.	Asthma control step 1	Respiratory	Read
8795.	Asthma control step 2	Respiratory	Read
8796.	Asthma control step 3	Respiratory	Read
8797.	Asthma control step 4	Respiratory	Read
8798.	Asthma control step 5	Respiratory	Read
173A.	Exercise induced asthma	Respiratory	Read
178..	Asthma trigger	Respiratory	Read
178A.	Asthma trigger - airborne dust	Respiratory	Read
178B.	Asthma trigger - exercise	Respiratory	Read

1J70.	Suspected asthma	Respiratory	Read
1O2..	Asthma confirmed	Respiratory	Read
663..	Respiratory disease monitoring	Respiratory	Read
663d.	Emergency asthma admission since last appointment	Respiratory	Read
663e.	Asthma restricts exercise	Respiratory	Read
663f.	Asthma never restricts exercise	Respiratory	Read
663j.	Asthma - currently active	Respiratory	Read
663J.	Airways obstruction reversible	Respiratory	Read
663m.	Asthma accident and emergency attendance since last visit	Respiratory	Read
663n.	Asthma treatment compliance satisfactory	Respiratory	Read
663N.	Asthma disturbing sleep	Respiratory	Read
663N0	Asthma causing night waking	Respiratory	Read
663N1	Asthma disturbs sleep weekly	Respiratory	Read
663N2	Asthma disturbs sleep frequently	Respiratory	Read
663O.	Asthma not disturbing sleep	Respiratory	Read
663O0	Asthma never disturbs sleep	Respiratory	Read
663p.	Asthma treatment compliance unsatisfactory	Respiratory	Read
663P.	Asthma limiting activities	Respiratory	Read
663P0	Asthma limits activities 1 to 2 times per month	Respiratory	Read
663P1	Asthma limits activities 1 to 2 times per week	Respiratory	Read
663P2	Asthma limits activities most days	Respiratory	Read
663q.	Asthma daytime symptoms	Respiratory	Read
663Q.	Asthma not limiting activities	Respiratory	Read
663r.	Asthma causes night symptoms 1 to 2 times per month	Respiratory	Read
663s.	Asthma never causes daytime symptoms	Respiratory	Read
663t.	Asthma causes daytime symptoms 1 to 2 times per month	Respiratory	Read
663u.	Asthma causes daytime symptoms 1 to 2 times per week	Respiratory	Read
663U.	Asthma management plan given	Respiratory	Read
663v.	Asthma causes daytime symptoms most days	Respiratory	Read
663V.	Asthma severity	Respiratory	Read
663V0	Occasional asthma	Respiratory	Read
663V1	Mild asthma	Respiratory	Read
663V2	Moderate asthma	Respiratory	Read
663V3	Severe asthma	Respiratory	Read
663w.	Asthma limits walking up hills or stairs	Respiratory	Read
663W.	Asthma prophylactic medication used	Respiratory	Read
663x.	Asthma limits walking on the flat	Respiratory	Read
663y.	Number of asthma exacerbations in past year	Respiratory	Read
66Y9.	Step up change in asthma management plan	Respiratory	Read

66YC.	Absent from work or school due to asthma	Respiratory	Read
66YK.	Asthma follow-up	Respiratory	Read
66YP.	Asthma night-time symptoms	Respiratory	Read
66Yq.	Asthma causes night time symptoms 1 to 2 times per week	Respiratory	Read
66Yr.	Asthma causes symptoms most nights	Respiratory	Read
8H2P.	Emergency admission, asthma	Respiratory	Read
H3120	Chronic asthmatic bronchitis	Respiratory	Read
H33..	Asthma	Respiratory	Read
H330.	Extrinsic (atopic) asthma	Respiratory	Read
H3300	Extrinsic asthma without status asthmaticus	Respiratory	Read
H3301	Extrinsic asthma with status asthmaticus	Respiratory	Read
H330z	Extrinsic asthma NOS	Respiratory	Read
H331.	Intrinsic asthma	Respiratory	Read
H3310	Intrinsic asthma without status asthmaticus	Respiratory	Read
H3311	Intrinsic asthma with status asthmaticus	Respiratory	Read
H331z	Intrinsic asthma NOS	Respiratory	Read
H332.	Mixed asthma	Respiratory	Read
H333.	Acute exacerbation of asthma	Respiratory	Read
H334.	Brittle asthma	Respiratory	Read
H335.	Chronic asthma with fixed airflow obstruction	Respiratory	Read
H33z.	Asthma unspecified	Respiratory	Read
H33z0	Status asthmaticus NOS	Respiratory	Read
H33z1	Asthma attack	Respiratory	Read
H33z2	Late-onset asthma	Respiratory	Read
H33zz	Asthma NOS	Respiratory	Read
H35y7	Wood asthma	Respiratory	Read
H47y0	Detergent asthma	Respiratory	Read
1737.	Wheezing	Respiratory	Read
2326.	O/E - expiratory wheeze	Respiratory	Read
173B.	Nocturnal cough / wheeze	Respiratory	Read
173e.	Viral wheeze	Respiratory	Read
23D2.	O/E - rhonchi present	Respiratory	Read
663a.	Oral steroids used since last appointment	Respiratory	Read
663b.	Home nebuliser used since last appointment	Respiratory	Read
663c.	Nebulisation since last appointment	Respiratory	Read
663F.	Oral steroids started	Respiratory	Read
663G.	Oral steroids stopped	Respiratory	Read
663g1	Using inhaled steroids - normal dose	Respiratory	Read
663g2	Using inhaled steroids - high dose	Respiratory	Read
663g3	Increases inhaled steroids appropriately	Respiratory	Read

663g4	Using inhaled steroids - low dose	Respiratory	Read
663l.	Spacer device in use	Respiratory	Read
663L.	Bronchodilators used more than once daily	Respiratory	Read
663M.	Bronchodilators used a maximum of once daily	Respiratory	Read
663S.	Peak flow meter at home	Respiratory	Read
663T.	No peak flow meter at home	Respiratory	Read
663Y.	Steroid dose inhaled daily	Respiratory	Read
663z.	Number of times bronchodilator used in one week	Respiratory	Read
663Z0	Bronchodilator used infrequently	Respiratory	Read
663Z1	Bronchodilator not used in last month	Respiratory	Read
H312 1	Emphysematous bronchitis	Respiratory	Read
H32..	Emphysema	Respiratory	Read
H464 0	Chronic emphysema due to chemical fumes	Respiratory	Read
H581.	Interstitial emphysema	Respiratory	Read
H5y16	Bronchospasm	Respiratory	Read
R0609	[D]Wheezing	Respiratory	Read
R060E	[D]Mild wheeze	Respiratory	Read
R060F	[D]Moderate wheeze	Respiratory	Read
R060 G	[D]Severe wheeze	Respiratory	Read
R060 H	[D]Very severe wheeze	Respiratory	Read
H66.	Suppurative and unspecified otitis media	Respiratory	ICD-10
H660	Acute suppurative otitis media	Respiratory	ICD-10
H661	Chronic tubotympanic suppurative otitis media	Respiratory	ICD-10
H662	Chronic atticoantral suppurative otitis media	Respiratory	ICD-10
H663	Other chronic suppurative otitis media	Respiratory	ICD-10
H664	Suppurative otitis media, unspecified	Respiratory	ICD-10
H669	Otitis media, unspecified	Respiratory	ICD-10
H67.	Otitis media in diseases classified elsewhere	Respiratory	ICD-10
H670	Otitis media in bacterial diseases classified elsewhere	Respiratory	ICD-10
H671	Otitis media in viral diseases classified elsewhere	Respiratory	ICD-10
H678	Otitis media in other diseases classified elsewhere	Respiratory	ICD-10
14B3.	H/O: chr.obstr. airway disease	Respiratory	Read
663K.	Airways obstructn irreversible	Respiratory	Read

66YL.	Chronic obstructive pulmonary disease follow-up	Respiratory	Read
H31..	Chronic bronchitis	Respiratory	Read
H36..	Mild chronic obstructive pulmonary disease	Respiratory	Read
H37..	Moderate chronic obstructive pulmonary disease	Respiratory	Read
H38..	Severe chronic obstructive pulmonary disease	Respiratory	Read
H39..	Very severe chronic obstructive pulmonary disease	Respiratory	Read
H3A..	End stage chronic obstructive airways disease	Respiratory	Read
H3y..	Other specified chronic obstructive airways disease	Respiratory	Read
H3z..	Chronic obstructive airways disease NOS	Respiratory	Read
J00X	Acute nasopharyngitis [common cold]	Respiratory	ICD-10
J01.	Acute sinusitis	Respiratory	ICD-10
J010	Acute maxillary sinusitis	Respiratory	ICD-10
J011	Acute frontal sinusitis	Respiratory	ICD-10
J012	Acute ethmoidal sinusitis	Respiratory	ICD-10
J013	Acute sphenoidal sinusitis	Respiratory	ICD-10
J014	Acute pansinusitis	Respiratory	ICD-10
J018	Other acute sinusitis	Respiratory	ICD-10
J019	Acute sinusitis, unspecified	Respiratory	ICD-10
J02.	Acute pharyngitis	Respiratory	ICD-10
J020	Streptococcal pharyngitis	Respiratory	ICD-10
J028	Acute pharyngitis due to other specified organisms	Respiratory	ICD-10
J029	Acute pharyngitis, unspecified	Respiratory	ICD-10
J03.	Acute tonsillitis	Respiratory	ICD-10
J030	Streptococcal tonsillitis	Respiratory	ICD-10
J038	Acute tonsillitis due to other specified organisms	Respiratory	ICD-10
J039	Acute tonsillitis, unspecified	Respiratory	ICD-10
J04.	Acute laryngitis and tracheitis	Respiratory	ICD-10
J040	Acute laryngitis	Respiratory	ICD-10
J041	Acute tracheitis	Respiratory	ICD-10

J042	Acute laryngotracheitis	Respiratory	ICD-10
J05.	Acute obstructive laryngitis [croup] and epiglottitis	Respiratory	ICD-10
J050	Acute obstructive laryngitis [croup]	Respiratory	ICD-10
J051	Acute epiglottitis	Respiratory	ICD-10
J06.	Acute upper respiratory infections of multiple and unspecified sites	Respiratory	ICD-10
J060	Acute laryngopharyngitis	Respiratory	ICD-10
J068	Other acute upper respiratory infections of multiple sites	Respiratory	ICD-10
J069	Acute upper respiratory infection, unspecified	Respiratory	ICD-10
J09X	Influenza due to identified avian influenza virus	Respiratory	ICD-10
J10.	Influenza due to other identified influenza virus	Respiratory	ICD-10
J100	Influenza with pneumonia, other influenza virus identified	Respiratory	ICD-10
J101	Influenza with other respiratory manifestations, other influenza virus identified	Respiratory	ICD-10
J108	Influenza with other manifestations, other influenza virus identified	Respiratory	ICD-10
J11.	Influenza, virus not identified	Respiratory	ICD-10
J110	Influenza with pneumonia, virus not identified	Respiratory	ICD-10
J111	Influenza with other respiratory manifestations, virus not identified	Respiratory	ICD-10
J118	Influenza with other manifestations, virus not identified	Respiratory	ICD-10
J12.	Viral pneumonia, not elsewhere classified	Respiratory	ICD-10
J120	Adenoviral pneumonia	Respiratory	ICD-10
J121	Respiratory syncytial virus pneumonia	Respiratory	ICD-10
J122	Parainfluenza virus pneumonia	Respiratory	ICD-10
J123	Human metapneumovirus pneumonia	Respiratory	ICD-10
J128	Other viral pneumonia	Respiratory	ICD-10
J129	Viral pneumonia, unspecified	Respiratory	ICD-10
J13X	Pneumonia due to Streptococcus pneumoniae	Respiratory	ICD-10

J14X	Pneumonia due to Haemophilus influenzae	Respiratory	ICD-10
J15.	Bacterial pneumonia, not elsewhere classified	Respiratory	ICD-10
J150	Pneumonia due to Klebsiella pneumoniae	Respiratory	ICD-10
J151	Pneumonia due to Pseudomonas	Respiratory	ICD-10
J152	Pneumonia due to staphylococcus	Respiratory	ICD-10
J153	Pneumonia due to streptococcus, group B	Respiratory	ICD-10
J154	Pneumonia due to other streptococci	Respiratory	ICD-10
J155	Pneumonia due to Escherichia coli	Respiratory	ICD-10
J156	Pneumonia due to other aerobic Gram-negative bacteria	Respiratory	ICD-10
J157	Pneumonia due to Mycoplasma pneumoniae	Respiratory	ICD-10
J158	Other bacterial pneumonia	Respiratory	ICD-10
J159	Bacterial pneumonia, unspecified	Respiratory	ICD-10
J16.	Pneumonia due to other infectious organisms, not elsewhere classified	Respiratory	ICD-10
J160	Chlamydial pneumonia	Respiratory	ICD-10
J168	Pneumonia due to other specified infectious organisms	Respiratory	ICD-10
J17.	Pneumonia in diseases classified elsewhere	Respiratory	ICD-10
J170	Pneumonia in bacterial diseases classified elsewhere	Respiratory	ICD-10
J171	Pneumonia in viral diseases classified elsewhere	Respiratory	ICD-10
J172	Pneumonia in mycoses	Respiratory	ICD-10
J173	Pneumonia in parasitic diseases	Respiratory	ICD-10
J178	Pneumonia in other diseases classified elsewhere	Respiratory	ICD-10
J18.	Pneumonia, organism unspecified	Respiratory	ICD-10
J180	Bronchopneumonia, unspecified	Respiratory	ICD-10
J181	Lobar pneumonia, unspecified	Respiratory	ICD-10
J182	Hypostatic pneumonia, unspecified	Respiratory	ICD-10

J188	Other pneumonia, organism unspecified	Respiratory	ICD-10
J189	Pneumonia, unspecified	Respiratory	ICD-10
1825.	Pleuritic pain	Respiratory	Read
1827.	Painful breathing -pleurodynia	Respiratory	Read
23D5.	O/E - pleural friction rub	Respiratory	Read
4JU9.	Respiratory syncytial virus A detected	Respiratory	Read
4JUA.	Respiratory syncytial virus B detected	Respiratory	Read
4JUB.	Respiratory syncytial virus untyped strain detected	Respiratory	Read
4JUK.	Mycoplasma pneumoniae detected	Respiratory	Read
A0222	Salmonella pneumonia	Respiratory	Read
A521.	Varicella pneumonitis	Respiratory	Read
A54x4	Herpes simplex pneumonia	Respiratory	Read
A551.	Postmeasles pneumonia	Respiratory	Read
A730.	Ornithosis with pneumonia	Respiratory	Read
A741.	Epidemic pleurodynia	Respiratory	Read
A7850	Cytomegaloviral pneumonitis	Respiratory	Read
A79A.	Respiratory syncytial virus infection	Respiratory	Read
A7y02	Resp syncytial virus as cause of dis class to other chapters	Respiratory	Read
AyuK N	[X]Resp syncytial virus/cause/diseases classfd/oth chapters	Respiratory	Read
H06..	Acute bronchitis and bronchiolitis	Respiratory	Read
H060.	Acute bronchitis	Respiratory	Read
H0600	Acute fibrinous bronchitis	Respiratory	Read
H0601	Acute membranous bronchitis	Respiratory	Read
H0602	Acute pseudomembranous bronchitis	Respiratory	Read
H0603	Acute purulent bronchitis	Respiratory	Read
H0604	Acute croupous bronchitis	Respiratory	Read
H0605	Acute tracheobronchitis	Respiratory	Read
H0606	Acute pneumococcal bronchitis	Respiratory	Read
H0607	Acute streptococcal bronchitis	Respiratory	Read
H0608	Acute haemophilus influenzae bronchitis	Respiratory	Read
H0609	Acute neisseria catarrhalis bronchitis	Respiratory	Read
H060A	Acute bronchitis due to mycoplasma pneumoniae	Respiratory	Read
H060B	Acute bronchitis due to coxsackievirus	Respiratory	Read

H060C	Acute bronchitis due to parainfluenza virus	Respiratory	Read
H060D	Acute bronchitis due to respiratory syncytial virus	Respiratory	Read
H060E	Acute bronchitis due to rhinovirus	Respiratory	Read
H060F	Acute bronchitis due to echovirus	Respiratory	Read
H060v	Subacute bronchitis unspecified	Respiratory	Read
H060w	Acute viral bronchitis unspecified	Respiratory	Read
H060x	Acute bacterial bronchitis unspecified	Respiratory	Read
H060z	Acute bronchitis NOS	Respiratory	Read
H061.	Acute bronchiolitis	Respiratory	Read
H0610	Acute capillary bronchiolitis	Respiratory	Read
H0611	Acute obliterating bronchiolitis	Respiratory	Read
H0612	Acute bronchiolitis with bronchospasm	Respiratory	Read
H0613	Acute exudative bronchiolitis	Respiratory	Read
H0614	Obliterating fibrous bronchiolitis	Respiratory	Read
H0615	Acute bronchiolitis due to respiratory syncytial virus	Respiratory	Read
H0616	Acute bronchiolitis due to other specified organisms	Respiratory	Read
H0617	Acute bronchiolitis due to human metapneumovirus	Respiratory	Read
H061z	Acute bronchiolitis NOS	Respiratory	Read
H062.	Acute lower respiratory tract infection	Respiratory	Read
H06z.	Acute bronchitis or bronchiolitis NOS	Respiratory	Read
H06z1	Lower resp tract infection	Respiratory	Read
H07..	Chest cold	Respiratory	Read
H2...	Pneumonia and influenza	Respiratory	Read
H20..	Viral pneumonia	Respiratory	Read
H200.	Pneumonia due to adenovirus	Respiratory	Read
H201.	Pneumonia due to respiratory syncytial virus	Respiratory	Read
H202.	Pneumonia due to parainfluenza virus	Respiratory	Read
H203.	Pneumonia due to human metapneumovirus	Respiratory	Read
H20y.	Viral pneumonia NEC	Respiratory	Read
H20y0	Severe acute respiratory syndrome	Respiratory	Read
H20z.	Viral pneumonia NOS	Respiratory	Read
H21..	Lobar (pneumococcal) pneumonia	Respiratory	Read
H22..	Other bacterial pneumonia	Respiratory	Read
H23..	Pneumonia due to other specified organisms	Respiratory	Read
H231.	Pneumonia due to mycoplasma pneumoniae	Respiratory	Read

H232.	Pneumonia due to pleuropneumonia like organisms	Respiratory	Read
H233.	Chlamydial pneumonia	Respiratory	Read
H23z.	Pneumonia due to specified organism NOS	Respiratory	Read
H24..	Pneumonia with infectious diseases EC	Respiratory	Read
H240.	Pneumonia with measles	Respiratory	Read
H241.	Pneumonia with cytomegalic inclusion disease	Respiratory	Read
H243.	Pneumonia with whooping cough	Respiratory	Read
H24y.	Pneumonia with other infectious diseases EC	Respiratory	Read
H24y7	Pneumonia with varicella	Respiratory	Read
H24yz	Pneumonia with other infectious diseases EC NOS	Respiratory	Read
H24z.	Pneumonia with infectious diseases EC NOS	Respiratory	Read
H25..	Bronchopneumonia due to unspecified organism	Respiratory	Read
H26..	Pneumonia due to unspecified organism	Respiratory	Read
H260.	Lobar pneumonia due to unspecified organism	Respiratory	Read
H261.	Basal pneumonia due to unspecified organism	Respiratory	Read
H263.	Pneumonitis, unspecified	Respiratory	Read
H270.	Influenza with pneumonia	Respiratory	Read
H270 0	Influenza with bronchopneumonia	Respiratory	Read
H270 1	Influenza with pneumonia, influenza virus identified	Respiratory	Read
H270z	Influenza with pneumonia NOS	Respiratory	Read
H28..	Atypical pneumonia	Respiratory	Read
H2y..	Other specified pneumonia or influenza	Respiratory	Read
H2z..	Pneumonia or influenza NOS	Respiratory	Read
H30..	Bronchitis unspecified	Respiratory	Read
H300.	Tracheobronchitis NOS	Respiratory	Read
H301.	Laryngotracheobronchitis	Respiratory	Read
H302.	Wheezy bronchitis	Respiratory	Read
H30z.	Bronchitis NOS	Respiratory	Read
H357.	Ventilation pneumonitis	Respiratory	Read
H501 0	Pleural abscess	Respiratory	Read
H501 2	Pleural empyema	Respiratory	Read
H501 4	Purulent pleurisy	Respiratory	Read
H51..	Pleurisy	Respiratory	Read
H510.	Pleurisy without effusion or active tuberculosis	Respiratory	Read
H510 3	Acute dry pleurisy	Respiratory	Read
H510 4	Diaphragmatic pleurisy	Respiratory	Read
H510 5	Basal pleurisy	Respiratory	Read
H510 9	Pneumococcal pleurisy	Respiratory	Read

H510 A	Staphylococcal pleurisy	Respiratory	Read
H510 B	Streptococcal pleurisy	Respiratory	Read
H510z	Pleurisy without effusion or active tuberculosis NOS	Respiratory	Read
H511.	Bacterial pleurisy with effusion	Respiratory	Read
H511 0	Pneumococcal pleurisy with effusion	Respiratory	Read
H511 1	Staphylococcal pleurisy with effusion	Respiratory	Read
H511z	Bacterial pleurisy with effusion NOS	Respiratory	Read
H51y.	Other pleural effusion excluding mention of tuberculosis	Respiratory	Read
H530 3	Abscess of lung with pneumonia	Respiratory	Read
H564.	Bronchiolitis obliterans organising pneumonia	Respiratory	Read
H56y1	Interstitial pneumonia	Respiratory	Read
Hyu08	[X]Other viral pneumonia	Respiratory	Read
Hyu0 A	[X]Other bacterial pneumonia	Respiratory	Read
Hyu0 B	[X]Pneumonia due to other specified infectious organisms	Respiratory	Read
Hyu0 D	[X]Pneumonia in viral diseases classified elsewhere	Respiratory	Read
Hyu0 H	[X]Other pneumonia, organism unspecified	Respiratory	Read
Hyu1.	[X]Other acute lower respiratory infections	Respiratory	Read
Hyu10	[X]Acute bronchitis due to other specified organisms	Respiratory	Read
Hyu11	[X]Acute bronchiolitis due to other specified organisms	Respiratory	Read
R0654	[D]Pleuritic pain	Respiratory	Read
R0655	[D]Pleurodynia	Respiratory	Read
J20.	Acute bronchitis	Respiratory	ICD-10
J200	Acute bronchitis due to Mycoplasma pneumoniae	Respiratory	ICD-10
J201	Acute bronchitis due to Haemophilus influenzae	Respiratory	ICD-10
J202	Acute bronchitis due to streptococcus	Respiratory	ICD-10
J203	Acute bronchitis due to coxsackievirus	Respiratory	ICD-10
J204	Acute bronchitis due to parainfluenza virus	Respiratory	ICD-10
J205	Acute bronchitis due to respiratory syncytial virus	Respiratory	ICD-10
J206	Acute bronchitis due to rhinovirus	Respiratory	ICD-10
J207	Acute bronchitis due to echovirus	Respiratory	ICD-10
J208	Acute bronchitis due to other specified organisms	Respiratory	ICD-

			10
J209	Acute bronchitis, unspecified	Respiratory	ICD-10
J21.	Acute bronchiolitis	Respiratory	ICD-10
J210	Acute bronchiolitis due to respiratory syncytial virus	Respiratory	ICD-10
J211	Acute bronchiolitis due to human metapneumovirus	Respiratory	ICD-10
J218	Acute bronchiolitis due to other specified organisms	Respiratory	ICD-10
J219	Acute bronchiolitis, unspecified	Respiratory	ICD-10
J22X	Unspecified acute lower respiratory infection	Respiratory	ICD-10
1656.	Feverish cold	Respiratory	Read
75311	Drainage of peritonsillar abscess	Respiratory	Read
16L..	Influenza-like symptoms	Respiratory	Read
1C3..	Earache symptoms	Respiratory	Read
1C32.	Unilateral earache	Respiratory	Read
1C33.	Bilateral earache	Respiratory	Read
1C3Z.	Earache symptom NOS	Respiratory	Read
1C9..	Sore throat symptom	Respiratory	Read
1C92.	Has a sore throat	Respiratory	Read
1C93.	Persistent sore throat	Respiratory	Read
1C9Z.	Sore throat symptom NOS	Respiratory	Read
1CB3.	Throat pain	Respiratory	Read
2D95.	O/E - tympanic membrane red	Respiratory	Read
2DB6.	O/E - follicular tonsillitis	Respiratory	Read
2DB7.	O/E - exudate on tonsils	Respiratory	Read
2DC1.	O/E - pharynx hyperaemic	Respiratory	Read
2DC2.	O/E - granular pharyngitis	Respiratory	Read
2DC3.	Inflamed throat	Respiratory	Read
4J3L.	Influenza A virus H1N1 subtype detected	Respiratory	Read
4JF40	Throat swab culture positive	Respiratory	Read
4JU0.	Influenza H1 virus detected	Respiratory	Read
4JU1.	Influenza H2 virus detected	Respiratory	Read
4JU2.	Influenza H3 virus detected	Respiratory	Read
4JU3.	Influenza H5 virus detected	Respiratory	Read
4JU4.	Influenza A virus, other or untyped strain detected	Respiratory	Read
4JU5.	Influenza B virus detected	Respiratory	Read
4JUE.	Human rhinovirus detected	Respiratory	Read
4JUF.	Human parainfluenza virus detected	Respiratory	Read
65VA.	Notification of whooping cough	Respiratory	Read
A32..	Diphtheria	Respiratory	Read
A320.	Faucial diphtheria	Respiratory	Read

A321.	Nasopharyngeal diphtheria	Respiratory	Read
A322.	Anterior nasal diphtheria	Respiratory	Read
A323.	Laryngeal diphtheria	Respiratory	Read
A32yz	Other specified diphtheria NOS	Respiratory	Read
A32z.	Diphtheria NOS	Respiratory	Read
A33..	Whooping cough	Respiratory	Read
A330.	Bordetella pertussis	Respiratory	Read
A331.	Bordetella parapertussis	Respiratory	Read
A33y.	Whooping cough - other specified organism	Respiratory	Read
A33y0	Bordetella bronchiseptica	Respiratory	Read
A33yz	Other whooping cough NOS	Respiratory	Read
A33z.	Whooping cough NOS	Respiratory	Read
A34..	Streptococcal sore throat and scarlatina	Respiratory	Read
A340.	Streptococcal sore throat	Respiratory	Read
A3400	Streptococcal angina	Respiratory	Read
A3401	Streptococcal laryngitis	Respiratory	Read
A3402	Streptococcal pharyngitis	Respiratory	Read
A3403	Streptococcal tonsillitis	Respiratory	Read
A340z	Streptococcal sore throat NOS	Respiratory	Read
A341.	Scarlet fever - scarlatina	Respiratory	Read
A34z.	Streptococcal sore throat with scarlatina NOS	Respiratory	Read
A552.	Postmeasles otitis media	Respiratory	Read
A793.	Rhinovirus	Respiratory	Read
Ayu38	[X]Diphtheria, unspecified	Respiratory	Read
Ayu3 A	[X]Whooping cough, unspecified	Respiratory	Read
F51..	Nonsuppurative otitis media + eustachian tube disorders	Respiratory	Read
F510.	Acute non suppurative otitis media	Respiratory	Read
F5100	Acute otitis media with effusion	Respiratory	Read
F5101	Acute serous otitis media	Respiratory	Read
F5102	Acute mucoid otitis media	Respiratory	Read
F5103	Acute sanguinous otitis media	Respiratory	Read
F5104	Acute allergic serous otitis media	Respiratory	Read
F5106	Acute allergic sanguinous otitis media	Respiratory	Read
F510z	Acute nonsuppurative otitis media NOS	Respiratory	Read
F514.	Unspecified nonsuppurative otitis media	Respiratory	Read
F5141	Serous otitis media NOS	Respiratory	Read
F5142	Catarrhal otitis media NOS	Respiratory	Read
F5143	Mucoid otitis media NOS	Respiratory	Read
F514z	Nonsuppurative otitis media NOS	Respiratory	Read
F515.	Eustachian tube salpingitis	Respiratory	Read
F5150	Unspecified eustachian tube salpingitis	Respiratory	Read
F5151	Acute eustachian tube salpingitis	Respiratory	Read
F515z	Eustachian tube salpingitis NOS	Respiratory	Read
F52..	Suppurative and unspecified otitis media	Respiratory	Read

F520.	Acute suppurative otitis media	Respiratory	Read
F5200	Acute suppurative otitis media tympanic membrane intact	Respiratory	Read
F5201	Acute suppurative otitis media tympanic membrane ruptured	Respiratory	Read
F5203	Acute suppurative otitis media due to disease EC	Respiratory	Read
F520z	Acute suppurative otitis media NOS	Respiratory	Read
F524.	Purulent otitis media NOS	Respiratory	Read
F5240	Bilateral suppurative otitis media	Respiratory	Read
F525.	Recurrent acute otitis media	Respiratory	Read
F526.	Acute left otitis media	Respiratory	Read
F527.	Acute right otitis media	Respiratory	Read
F528.	Acute bilateral otitis media	Respiratory	Read
F52z.	Otitis media NOS	Respiratory	Read
F53..	Mastoiditis and related conditions	Respiratory	Read
F530.	Acute mastoiditis	Respiratory	Read
F5300	Acute mastoiditis without complications	Respiratory	Read
F5301	Subperiosteal mastoid abscess	Respiratory	Read
F5302	Gradenigo's syndrome	Respiratory	Read
F5303	Acute mastoiditis with other complication	Respiratory	Read
F530z	Acute mastoiditis NOS	Respiratory	Read
F540.	Acute myringitis without otitis media	Respiratory	Read
F5401	Unspecified acute tympanitis	Respiratory	Read
F5402	Bullous myringitis	Respiratory	Read
F540z	Acute myringitis NOS	Respiratory	Read
F587.	Otalgia	Respiratory	Read
F5870	Unspecified otalgia	Respiratory	Read
F5871	Otogenic pain	Respiratory	Read
F587z	Otalgia NOS	Respiratory	Read
FyuP0	[X]Other acute nonsuppurative otitis media	Respiratory	Read
FyuP3	[X]Otitis media in bacterial diseases classified elsewhere	Respiratory	Read
FyuP4	[X]Otitis media in viral diseases classified elsewhere	Respiratory	Read
FyuP5	[X]Otitis media in other diseases classified elsewhere	Respiratory	Read
FyuP7	[X]Other mastoiditis and related conditions	Respiratory	Read
H00..	Acute nasopharyngitis	Respiratory	Read
H01..	Acute sinusitis	Respiratory	Read
H010.	Acute maxillary sinusitis	Respiratory	Read
H011.	Acute frontal sinusitis	Respiratory	Read
H012.	Acute ethmoidal sinusitis	Respiratory	Read
H013.	Acute sphenoidal sinusitis	Respiratory	Read
H014.	Acute rhinosinusitis	Respiratory	Read
H01y.	Other acute sinusitis	Respiratory	Read
H01y0	Acute pansinusitis	Respiratory	Read
H01yz	Other acute sinusitis NOS	Respiratory	Read
H01z.	Acute sinusitis NOS	Respiratory	Read

H02..	Acute pharyngitis	Respiratory	Read
H020.	Acute gangrenous pharyngitis	Respiratory	Read
H021.	Acute phlegmonous pharyngitis	Respiratory	Read
H022.	Acute ulcerative pharyngitis	Respiratory	Read
H023.	Acute bacterial pharyngitis	Respiratory	Read
H023 0	Acute pneumococcal pharyngitis	Respiratory	Read
H023 1	Acute staphylococcal pharyngitis	Respiratory	Read
H023z	Acute bacterial pharyngitis NOS	Respiratory	Read
H024.	Acute viral pharyngitis	Respiratory	Read
H02z.	Acute pharyngitis NOS	Respiratory	Read
H03..	Acute tonsillitis	Respiratory	Read
H030.	Acute erythematous tonsillitis	Respiratory	Read
H031.	Acute follicular tonsillitis	Respiratory	Read
H032.	Acute ulcerative tonsillitis	Respiratory	Read
H033.	Acute catarrhal tonsillitis	Respiratory	Read
H034.	Acute gangrenous tonsillitis	Respiratory	Read
H035.	Acute bacterial tonsillitis	Respiratory	Read
H035 0	Acute pneumococcal tonsillitis	Respiratory	Read
H035 1	Acute staphylococcal tonsillitis	Respiratory	Read
H035z	Acute bacterial tonsillitis NOS	Respiratory	Read
H036.	Acute viral tonsillitis	Respiratory	Read
H037.	Recurrent acute tonsillitis	Respiratory	Read
H03z.	Acute tonsillitis NOS	Respiratory	Read
H04..	Acute laryngitis and tracheitis	Respiratory	Read
H040.	Acute laryngitis	Respiratory	Read
H040 0	Acute oedematous laryngitis	Respiratory	Read
H040 1	Acute ulcerative laryngitis	Respiratory	Read
H040 2	Acute catarrhal laryngitis	Respiratory	Read
H040 3	Acute phlegmonous laryngitis	Respiratory	Read
H040 4	Acute haemophilus influenzae laryngitis	Respiratory	Read
H040 5	Acute pneumococcal laryngitis	Respiratory	Read
H040 6	Acute suppurative laryngitis	Respiratory	Read
H040 w	Acute viral laryngitis unspecified	Respiratory	Read
H040x	Acute bacterial laryngitis unspecified	Respiratory	Read
H040z	Acute laryngitis NOS	Respiratory	Read

H042.	Acute laryngotracheitis	Respiratory	Read
H042 0	Acute laryngotracheitis without obstruction	Respiratory	Read
H042 1	Acute laryngotracheitis with obstruction	Respiratory	Read
H042z	Acute laryngotracheitis NOS	Respiratory	Read
H043.	Acute epiglottitis (non strep)	Respiratory	Read
H043 0	Acute epiglottitis without obstruction	Respiratory	Read
H043 1	Acute epiglottitis with obstruction	Respiratory	Read
H043 2	Acute obstructive laryngitis	Respiratory	Read
H043z	Acute epiglottitis NOS	Respiratory	Read
H044.	Croup	Respiratory	Read
H04z.	Acute laryngitis and tracheitis NOS	Respiratory	Read
H05..	Other acute upper respiratory infections	Respiratory	Read
H050.	Acute laryngopharyngitis	Respiratory	Read
H051.	Acute upper respiratory tract infection	Respiratory	Read
H052.	Pharyngotracheitis	Respiratory	Read
H053.	Tracheopharyngitis	Respiratory	Read
H054.	Recurrent upper respiratory tract infection	Respiratory	Read
H055.	Pharyngolaryngitis	Respiratory	Read
H05y.	Other upper respiratory infections of multiple sites	Respiratory	Read
H05z.	Upper respiratory infection NOS	Respiratory	Read
H120 1	Chronic catarrhal rhinitis	Respiratory	Read
H121 1	Atrophic pharyngitis	Respiratory	Read
H121 2	Granular pharyngitis	Respiratory	Read
H121 3	Hypertrophic pharyngitis	Respiratory	Read
H130.	Chronic maxillary sinusitis	Respiratory	Read
H131.	Chronic frontal sinusitis	Respiratory	Read
H135.	Recurrent sinusitis	Respiratory	Read
H13y1	Pansinusitis	Respiratory	Read
H141.	Tonsil and/or adenoid hypertrophy	Respiratory	Read
H15..	Peritonsillar abscess - quinsy	Respiratory	Read
H1y1z	Nasal cavity and sinus disease NOS	Respiratory	Read
H1y22	Parapharyngeal abscess	Respiratory	Read
H1y23	Retropharyngeal abscess	Respiratory	Read
H1y26	Pharynx or nasopharynx abscess	Respiratory	Read
H27..	Influenza	Respiratory	Read
H271 0	Influenza with laryngitis	Respiratory	Read
H271	Influenza with pharyngitis	Respiratory	Read

1			
H27z.	Influenza NOS	Respiratory	Read
H29..	Avian influenza	Respiratory	Read
H2A..	Influenza due to Influenza A virus subtype H1N1	Respiratory	Read
Hyu0.	[X]Acute upper respiratory infections	Respiratory	Read
Hyu00	[X]Other acute sinusitis	Respiratory	Read
Hyu01	[X]Acute pharyngitis due to other specified organisms	Respiratory	Read
Hyu02	[X]Acute tonsillitis due to other specified organisms	Respiratory	Read
Hyu04	[X]Flu+oth respiratory manifestations,'flu virus identified	Respiratory	Read
Hyu05	[X]Influenza+other manifestations,influenza virus identified	Respiratory	Read
Hyu06	[X]Influenza+oth respiratory manifestatns,virus not identifd	Respiratory	Read
Hyu07	[X]Influenza+other manifestations, virus not identified	Respiratory	Read
R041.	[D]Throat pain	Respiratory	Read
R1532	[D]Positive culture findings in throat	Respiratory	Read
J43.	Emphysema	Respiratory	ICD-10
J430	MacLeod's syndrome	Respiratory	ICD-10
J431	Panlobular emphysema	Respiratory	ICD-10
J432	Centrilobular emphysema	Respiratory	ICD-10
J438	Other emphysema	Respiratory	ICD-10
J439	Emphysema, unspecified	Respiratory	ICD-10
J44.	Other chronic obstructive pulmonary disease	Respiratory	ICD-10
J440	Chronic obstructive pulmonary disease with acute lower respiratory infection	Respiratory	ICD-10
J441	Chronic obstructive pulmonary disease with acute exacerbation, unspecified	Respiratory	ICD-10
J448	Other specified chronic obstructive pulmonary disease	Respiratory	ICD-10
J449	Chronic obstructive pulmonary disease, unspecified	Respiratory	ICD-10
J45.	Asthma	Respiratory	ICD-10
J450	Predominantly allergic asthma	Respiratory	ICD-10
J451	Nonallergic asthma	Respiratory	ICD-10
J458	Mixed asthma	Respiratory	ICD-10
J459	Asthma, unspecified	Respiratory	ICD-10
J46X	Status asthmaticus	Respiratory	ICD-

			10
J40.	Bronchitis, not specified as acute or chronic	Respiratory	ICD-10
J41.	Simple and mucopurulent chronic bronchitis	Respiratory	ICD-10
J42.	Unspecified chronic bronchitis	Respiratory	ICD-10
J43.	Emphysema	Respiratory	ICD-10
J44.	Other chronic obstructive pulmonary disease	Respiratory	ICD-10
8795.	Asthma control step 2	Respiratory	Read
H3300	Extrinsic asthma without status asthmaticus	Respiratory	Read
H331.	Late onset asthma	Respiratory	Read
679J.	Health education - asthma	Respiratory	Read
H334.	Brittle asthma	Respiratory	Read
663d.	Emergency asthma admission since last appointment	Respiratory	Read
90J5.	Asthma monitor 2nd letter	Respiratory	Read
8B3j.	Asthma medication review	Respiratory	Read
H33z1	Asthma attack	Respiratory	Read
1782.	Asthma trigger - tobacco smoke	Respiratory	Read
663t.	Asthma causes daytime symptoms 1 to 2 times per month	Respiratory	Read
66YQ.	Asthma monitoring by nurse	Respiratory	Read
388t.	Royal College of Physicians asthma assessment	Respiratory	Read
663Q.	Asthma not limiting activities	Respiratory	Read
66YC.	Absent from work or school due to asthma	Respiratory	Read
663V2	Moderate asthma	Respiratory	Read
66YK.	Asthma follow-up	Respiratory	Read
H33..	Bronchial asthma	Respiratory	Read
H3301	Extrinsic asthma with asthma attack	Respiratory	Read
663V.	Asthma severity	Respiratory	Read
H33zz	Asthma NOS	Respiratory	Read
663q.	Asthma daytime symptoms	Respiratory	Read
H331.	Intrinsic asthma	Respiratory	Read
90J2.	Refuses asthma monitoring	Respiratory	Read
663..	Asthma sometimes restricts exercise	Respiratory	Read
H33z1	Asthma attack NOS	Respiratory	Read
1785.	Asthma trigger - damp	Respiratory	Read
663y.	Number of asthma exacerbations in past year	Respiratory	Read
663N.	Asthma disturbing sleep	Respiratory	Read
663P1	Asthma limits activities 1 to 2 times per week	Respiratory	Read
663N2	Asthma disturbs sleep frequently	Respiratory	Read
663j.	Asthma - currently active	Respiratory	Read

90JB.	Asthma monitoring invit SMS (short message service) txt message	Respiratory	Read
8797.	Asthma control step 4	Respiratory	Read
H3311	Intrinsic asthma with asthma attack	Respiratory	Read
1780.	Aspirin induced asthma	Respiratory	Read
663W.	Asthma prophylactic medication used	Respiratory	Read
663..	Asthma monitoring	Respiratory	Read
H332.	Mixed asthma	Respiratory	Read
679J1	Health education - structured asthma discussion	Respiratory	Read
H33z.	Asthma unspecified	Respiratory	Read
1788.	Asthma trigger - cold air	Respiratory	Read
90J3.	Asthma monitor offer default	Respiratory	Read
663r.	Asthma causes night symptoms 1 to 2 times per month	Respiratory	Read
661N1	Asthma self-management plan review	Respiratory	Read
66Y9.	Step up change in asthma management plan	Respiratory	Read
663O.	Asthma not disturbing sleep	Respiratory	Read
66Yz0	Asthma management plan declined	Respiratory	Read
66YA.	Step down change in asthma management plan	Respiratory	Read
9NNX.	Under care of asthma specialist nurse	Respiratory	Read
663V1	Mild asthma	Respiratory	Read
H3300	Hay fever with asthma	Respiratory	Read
H3311	Intrinsic asthma with status asthmaticus	Respiratory	Read
66Yq.	Asthma causes night time symptoms 1 to 2 times per week	Respiratory	Read
8794.	Asthma control step 1	Respiratory	Read
H33z2	Late-onset asthma	Respiratory	Read
679J2	Health education - structured patient focused asthma discuss	Respiratory	Read
663w.	Asthma limits walking up hills or stairs	Respiratory	Read
H33z.	Hyperreactive airways disease	Respiratory	Read
90J8.	Asthma monitor phone invite	Respiratory	Read
1783.	Asthma trigger - warm air	Respiratory	Read
663P0	Asthma limits activities 1 to 2 times per month	Respiratory	Read
663N1	Asthma disturbs sleep weekly	Respiratory	Read
H331z	Intrinsic asthma NOS	Respiratory	Read
178A.	Asthma trigger - airborne dust	Respiratory	Read
663U.	Asthma management plan given	Respiratory	Read
90JA.	Asthma monitored	Respiratory	Read
66YJ.	Asthma annual review	Respiratory	Read
178..	Asthma trigger	Respiratory	Read
8791.	Further asthma - drug prevent.	Respiratory	Read

663p.	Asthma treatment compliance unsatisfactory	Respiratory	Read
90J1.	Attends asthma monitoring	Respiratory	Read
38DT.	Asthma control questionnaire	Respiratory	Read
H330.	Extrinsic (atopic) asthma	Respiratory	Read
679J0	Health education - asthma self management	Respiratory	Read
90J..	Asthma clinic administration	Respiratory	Read
1786.	Asthma trigger - animals	Respiratory	Read
663x.	Asthma limits walking on the flat	Respiratory	Read
388t0	Royal College Physician asthma assessment 3 question score	Respiratory	Read
66Yp.	Asthma review using Roy Colleg of Physicians three questions	Respiratory	Read
8H2P.	Emergency admission, asthma	Respiratory	Read
663V0	Occasional asthma	Respiratory	Read
8796.	Asthma control step 3	Respiratory	Read
663m.	Asthma accident and emergency attendance since last visit	Respiratory	Read
66Ys.	Asthma never causes night symptoms	Respiratory	Read
90JZ.	Asthma monitoring admin.NOS	Respiratory	Read
H3310	Intrinsic asthma without status asthmaticus	Respiratory	Read
90J..	Asthma monitoring admin.	Respiratory	Read
H335.	Chronic asthma with fixed airflow obstruction	Respiratory	Read
38DL.	Asthma control test	Respiratory	Read
663e.	Asthma restricts exercise	Respiratory	Read
90J6.	Asthma monitor 3rd letter	Respiratory	Read
663u.	Asthma causes daytime symptoms 1 to 2 times per week	Respiratory	Read
66YP.	Asthma night-time symptoms	Respiratory	Read
1781.	Asthma trigger - pollen	Respiratory	Read
1789.	Asthma trigger - respiratory infection	Respiratory	Read
663N0	Asthma causing night waking	Respiratory	Read
173A.	Exercise induced asthma	Respiratory	Read
102..	Asthma confirmed	Respiratory	Read
38DV.	Mini asthma quality of life questionnaire	Respiratory	Read
663n.	Asthma treatment compliance satisfactory	Respiratory	Read
H33..	Asthma	Respiratory	Read
H3301	Extrinsic asthma with status asthmaticus	Respiratory	Read
66Yr.	Asthma causes symptoms most nights	Respiratory	Read
H33zz	Allergic bronchitis NEC	Respiratory	Read
H33zz	Allergic asthma NEC	Respiratory	Read
66Y5.	Change in asthma management plan	Respiratory	Read
H33zz	Exercise induced asthma	Respiratory	Read
663f.	Asthma never restricts exercise	Respiratory	Read
38QM	Childhood Asthma Control Test	Respiratory	Read

.			
663v.	Asthma causes daytime symptoms most days	Respiratory	Read
H33z0	Status asthmaticus NOS	Respiratory	Read
1784.	Asthma trigger - emotion	Respiratory	Read
90J7.	Asthma monitor verbal invite	Respiratory	Read
H47y0	Detergent asthma	Respiratory	Read
H330z	Extrinsic asthma NOS	Respiratory	Read
663O0	Asthma never disturbs sleep	Respiratory	Read
66YE.	Asthma monitoring due	Respiratory	Read
66Yu.	Number days absent from school due to asthma in past 6 month	Respiratory	Read
178B.	Asthma trigger - exercise	Respiratory	Read
90JA.	Asthma monitoring check done	Respiratory	Read
H35y7	Wood asthma	Respiratory	Read
8798.	Asthma control step 5	Respiratory	Read
H330.	Pollen asthma	Respiratory	Read
H330.	Hay fever with asthma	Respiratory	Read
66YZ.	Does not have asthma management plan	Respiratory	Read
H330.	Childhood asthma	Respiratory	Read
H330.	Allergic asthma	Respiratory	Read
66300	Asthma severely restricts exercise	Respiratory	Read
H333.	Acute exacerbation of asthma	Respiratory	Read
8CR0.	Asthma clinical management plan	Respiratory	Read
H33z0	Severe asthma attack	Respiratory	Read
1787.	Asthma trigger - seasonal	Respiratory	Read
90J4.	Asthma monitor 1st letter	Respiratory	Read
H3120	Chronic asthmatic bronchitis	Respiratory	Read
663s.	Asthma never causes daytime symptoms	Respiratory	Read
66YR.	Asthma monitoring by doctor	Respiratory	Read
663P.	Asthma limiting activities	Respiratory	Read
661M1	Asthma self-management plan agreed	Respiratory	Read
663P2	Asthma limits activities most days	Respiratory	Read
663V3	Severe asthma	Respiratory	Read
8CMA0	Patient has a written asthma personal action plan	Respiratory	Read
130..	Sickness/invalidity benefit	SICK	Read
1301.	Sickness benefit	SICK	Read
1302.	Statutory sick pay	SICK	Read
9C8..	LOC1/2/3- notific. of sickness	SICK	Read
9C83.	LOC 3-sickness payment record	SICK	Read
9DK..	Sick note generated from secondary care done by practice	SICK	Read
9K8..	Sickness certificate	SICK	Read

