

1 **ARTICLE TYPE:** Systematic Review and Meta-analysis
2 **TITLE:** School Feeding Programmes and Physical Nutrition Outcomes
3 of Primary School Children in Developing Countries
4 **AUTHOR NAMES:** Mustapha Titi Yussif¹, Vincent Awuah Adocta¹, Charles
5 Apprey¹, Reginald Adjetey Annan¹, Prosper Galseku²
6 **AUTHOR AFFILIATION:** 1. Department of Biochemistry and Biotechnology, Faculty of
7 Biosciences, College of Science, Kwame Nkrumah University
8 of Science and Technology, Kumasi, Ghana
9 2. Gushegu Midwifery Training College, Ministry of Health,
10 Ghana

11 **CORRESPONDING AUTHOR:** Mustapha Titi Yussif,

12 Department of Biochemistry and Biotechnology, Faculty
13 of Biosciences, College of Science, Kwame Nkrumah
14 University of Science and Technology, Kumasi, Ghana

15 Email: rastiti2009@hotmail.com,
16 mtyussif@st.knust.edu.gh

17 **ABSTRACT**

18 **Context:** School feeding programmes have been widely implemented and particularly in
19 developing countries with the aim to improve school enrolment and attendance especially of
20 girls and to reduce short term hunger to improve children's performance in school.

21 Beyond the first 1000 days of the lives of children, school feeding programmes remain one of
22 the critical interventions that have used schools as a platform to contribute to the fulfilment of
23 their nutritional needs though the evidence to this effect is little and mixed.

24 **Objective:** This review focused on assessing the impact of school feeding programmes on
25 reduction in underweight, thinness, and stunting among primary school children in
26 developing countries.

NOTE: This preprint reports new research that has not been certified by peer review and should not be used to guide clinical practice.

27 **Data sources:** Electronic searches were carried out in PUBMED, SCORPUS and Cochrane
28 library. The WHO clinical trials registry as well as reference lists of relevant articles were
29 also hand searched.

30 **Data Extraction:** Data was extracted from included studies which have been published in the
31 past 10 years (2010 – August 2021) from original research where the main intervention was
32 the provision of school based meals.

33 **Data analysis:** Meta-analysis was conducted to determine changes in height-for-age (HAZ),
34 weight-for-age (WAZ) and BMI-for-age (BAZ) z scores. A random effects model was
35 applied to determine the mean difference in all outcomes of interest which were evaluated as
36 continuous variables.

37 **Results:** Children aged 3 – 16 years were enrolled in the included studies and the number of
38 participants ranged between 321 and 2,869 across studies. Of the included studies, the
39 feeding intervention provided for a minimum of 30% RDA for the age group with the
40 intervention lasting up to a maximum of 34 weeks. The impact of school feeding intervention
41 on HAZ, BAZ and WAZ showed statistically non-significant ($p>0.05$) mean differences of
42 0.02 (95% CI, -0.06 to 0.10), 0.11 (95% CI, -0.01 to 0.23) and 0.06 (95% CI, -0.04 to 0.16)
43 respectively

44 **Conclusion:** School feeding interventions have not shown any significant positive effect on
45 the physical nutrition outcomes of primary school children. Short duration of intervention of
46 studies, poor compliance to feeding and substitution of school meals could have accounted
47 for the weak effect sizes.

48

49

50 INTRODUCTION

51 Background

52 Poor diet is the leading cause of mortality and morbidity worldwide, exceeding the burdens
53 attributable to many other major global health challenges. According to the 2020 Global
54 Nutrition Report¹, an average of 820 million people worldwide (1 in every 9) are hungry or
55 undernourished, with numbers rising since 2015, especially in Africa, West Asia and Latin
56 America.

57 This situation of poor nutrition and health conditions in these developing regions apart from
58 the most often fatal end, have implications for the later lives of the surviving children. It is
59 known that malnutrition worsens poverty and reduces economic growth and its said to cost
60 many developing nations 2-3% of their GDP every year².

61 Malnutrition during early childhood results in children achieving less at school during school
62 age and their productivity and state of health in adult life becomes seriously affected.

63 Educational and health outcomes however can still be improved for children during their
64 school age by using the school as an opportune setting to provide adequate health and
65 nutrition interventions and services.

66 School feeding programmes are one of such interventions that have used schools as a
67 platform to contribute to the fulfilment of the nutritional needs of children beyond the first 2
68 years of their lives. School feeding programmes are thus interventions that provide food to
69 school children either as in-school meals where the children are fed at school or given take-
70 home food rations³.

71 School feeding programmes come in different modalities and are currently being used in over
72 161 countries providing school meals to over 388 million children⁴ and receiving various

73 forms and magnitude of support from the World Food Programme and its development
74 partners. According to the World Food Programme⁴, the number of children receiving school
75 meals grew by 9 percent globally and 36 percent in low-income countries between 2013 and
76 2020.

77 These feeding programmes have been implemented in many developing countries with
78 varying objectives such as the reduction of short term hunger to improve children's
79 performance in school, encourage school enrolment and attendance, retention of girls in
80 school⁵ and also as a means to improve nutritional status of school aged children⁶.

81 **Objectives of the review**

82 It is estimated that governments invest between US\$41 - US\$43 billion annually on school
83 feeding programs⁴ yet there is a huge controversy over the effectiveness of the school feeding
84 programmes (SFPs). Evidence available show remarkable impact of the SFPs in improving
85 school attendance however evidence for nutritional benefits is little and mixed. A recent
86 meta-analysis⁷ shows impact of feeding programmes in schools on iron deficiency anaemia
87 reduction in developing countries.

88 Following the Preferred Reporting Items for Systematic Reviews and Meta-Analyses
89 (PRISMA) guidelines, this systematic review therefore considered the most recent literature
90 for new evidence from randomized controlled trials on the impact of the school feeding
91 programmes on physical nutritional outcomes of primary school children in developing
92 countries. The review primarily focused on the intervention's impact on reduction in
93 underweight, thinness, and stunting among primary school children in developing countries.

94

95

96 **METHODS**

97 **Eligibility Criteria**

98 **Type of Studies**

99 This review included both experimental and observational studies. The randomized
100 controlled trials that met the eligibility criteria were solely used in the quantitative data
101 synthesis in the meta-analysis whilst the observational studies were used together with the
102 trials for the qualitative synthesis.

103 Only studies written in English and peer reviewed with full text available were included.

104 Studies with only abstract available and those that were not fully written in English language
105 were excluded.

106 In terms of publication timeframe, this review only included studies which have been
107 published within the past 10 years (from 2010 to August 2021). This was to ensure the review
108 gathered the most current literature in the study area considering new evidence and also not
109 to merely repeat the findings of earlier systematic reviews (Kristjansson et al.⁸ and Lamis et
110 al.⁹) that had a similar focus.

111 The review also excluded articles which were written based on review of existing literature
112 (systematic reviews and meta-analysis) and thus only included articles based on original
113 research (primary data). Only original research articles have been included as a measure of
114 avoiding duplicate effect of an article associated with its use as primary literature and also its
115 use in a secondary literature in the same work.

116 **Type of participants**

117 This review aims to draw conclusions on the impact of school feeding programmes on
118 primary school children in developing countries hence only studies that were conducted in

119 developing countries were included. Developing countries were determined using the World
120 Bank's list of economies¹⁰.

121 The inclusion and exclusion criteria did not segregate between whether the study sample was
122 drawn from an urban, rural, slum or socio-economically disadvantaged areas in as far as the
123 setting is in a low and middle income country.

124 Studies which were carried out on primary school children were included while those that
125 only involved pre-school or high school children were excluded. Inclusion was not narrowed
126 down to any article with sample population of a specific age group but broadly on primary
127 school pupils irrespective of their age or stage.

128 **Types of Intervention**

129 Studies were only included if the main intervention was the provision of school based meals
130 through a school feeding programme which includes breakfast or lunch and also snacks
131 including milk and cookies (biscuits) as defined by the World Food Programme³.

132 In studies where more than one interventions was provided, such studies were included in this
133 review and the results of the intervention that fits the definition of school feeding described
134 above was included in the pooled effect analysis. However if all interventions are school
135 based meals, then the outcomes of all the interventions are included in the analysis.

136 Studies were excluded if the intervention was not in a school setting. Studies that provided
137 only micronutrient supplementation, take-home food rations, food stamps and stand-alone
138 school nutrition education were excluded as well. Studies with interventions which provide
139 cash transfers to parents of primary school children were also excluded from this review.

140

141

142 **Types of Outcome Measures**

143 Studies that measured changes in physical nutrition outcomes associated with in-school meals
 144 were included in this review. Outcomes of physical nutritional status that were considered in
 145 this review were the anthropometric indicators of leanness, chronic and acute malnutrition
 146 particularly, underweight, stunting and BMI for age.

147 The Participants, Interventions, Comparators, Outcomes and Study design (PICOS) criteria
 148 for inclusion and exclusion are described in Table 1.

149 **Table 1: PICOS criteria for inclusion and exclusion of studies**

150

PICOS Criteria	Inclusion	Exclusion
Participants	<ul style="list-style-type: none"> - Study subjects being primary school children - Study participants being from a developing country 	<ul style="list-style-type: none"> - Pre-school children and high school children - Study participants being from a developed country
Interventions	<ul style="list-style-type: none"> - School feeding – in-school meals provided; breakfast or lunch or snacks 	<ul style="list-style-type: none"> - Take home food rations - School based micronutrient supplementation - Food stamps
Comparators	<ul style="list-style-type: none"> - Articles with an intervention and comparison group/control group - Control/comparison group did receive any kind of 	<ul style="list-style-type: none"> - Control group receiving any form of in-school feeding/micronutrient supplementation
Outcomes	<ul style="list-style-type: none"> - Primary: studies that measured indicators of iron deficiency anaemia (haemoglobin and serum ferritin concentrations) - Secondary: dietary iron consumption from in-school meals 	
Study Design	<ul style="list-style-type: none"> - Randomized trials - Observational studies; to be used for only qualitative synthesis 	<ul style="list-style-type: none"> - Conference abstracts of randomized trials without sufficient information

151

152 Sources of Information

153 The studies included were identified through the use of electronic database search. The
154 databases that were particularly searched were COCHRANE LIBRARY, PUBMED and
155 SCORPUS.

156 In order to explore grey literature, the World Health Organization (WHO) international
157 clinical trials registry platform (<http://apps.who.int/trialsearch/>) was also searched for studies
158 which have been completed but not published in peer review journals.

159 Search Strategy

160 The basic search terms that were used were, ‘school lunch’, ‘school feeding’, ‘mid-day meal’,
161 ‘school based feeding’, ‘school nutrition’. Some additional terms that were used included
162 ‘nutritional status’, ‘anthropometry’, ‘stunting’, ‘wasting’, ‘underweight’. The basic search
163 terms were either used individually in the search or in combination with the additional search
164 terms to generate the articles. Table 2 shows the detailed search strategy as applied in
165 COCHRANE LIBRARY, PUBMED and SCORPUS.

166 Table 2: Search Strategy

PUBMED

((school feeding[Title/Abstract]) OR (school meal[Title/Abstract])) OR (school lunch[Title/Abstract]) AND (((((((nutritional status[MeSH Major Topic])) OR (stunting[MeSH Terms])) OR (wasting[MeSH Terms])) OR (underweight[MeSH Terms])) OR (weight[MeSH Terms])) OR (height[MeSH Terms]))

SCORPUS

query : ((TITLE-ABS-KEY(school feeding) OR TITLE-ABS-KEY(school lunch) OR TITLE-ABS-KEY(school meal) AND TITLE-ABS-KEY(nutritional status) AND TITLE-ABS-KEY(stunting, wasting, underweight, weight, height)))

167

168

169

170 **Data Collection Process**

171 Data collection forms were developed a priori using the Covidence software and in a way that
172 allowed eligibility to be assessed and that extracted data responded to the research questions.

173 There was a pilot-testing of the data extraction forms using two included articles. This was to
174 ensure that the data collection forms generated were easy to use and that data extracted was
175 consistent, clear and complete. Eligibility assessment was done by two persons independently
176 and disagreements resolved by consensus.

177 Data was extracted on study characteristics such as year, country of origin, study design,
178 sample sizes for intervention and control groups, gender, age and length of intervention.

179 Description of the intervention and outcome measurement as well as key findings and data on
180 direction of results were also extracted

181 **Selection of studies and data synthesis**

182 The results generated from the use of the search terms was filtered using the various inclusion
183 and exclusion criteria described in Table 1 above in each of the electronic databases.

184 The total number of articles retrieved after preliminary search from the three databases were
185 493. 2 other articles were obtained from the search for grey literature. Upon the removal of
186 54 duplicate articles, 413 irrelevant articles were further removed through title and abstract
187 screening.

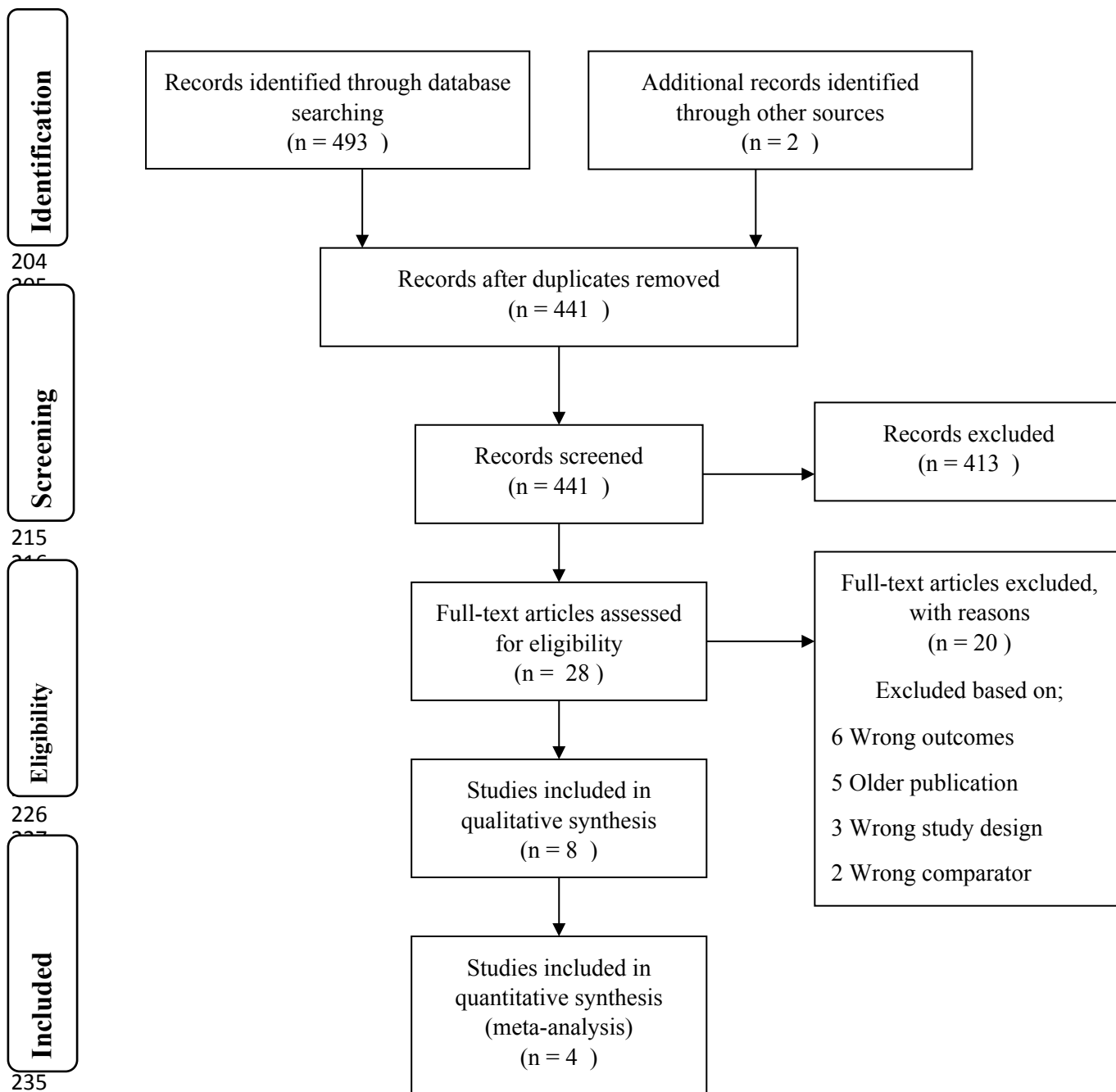
188 Full text reading was done for 28 studies during which an additional 20 articles were
189 excluded with 8 articles remaining which satisfied the inclusion criteria. Of the 8 included
190 studies, 4 were randomised controlled trials while the other 4 were observational studies.

191 Figure 1 details the selection of studies.

192

193

194



235

236 **Figure 1: Flow Diagram of Literature Search Process**

237 **Summary measures and synthesis of results**

238 Meta-analysis was conducted using Cochrane Collaboration Review Manager (RevMan

239 version 5.4). Predicting an eminent clinical heterogeneity in the studies related to the varying

240 modes of the school feeding intervention, a random effects model was applied in the analysis
241 and this was determined a priori.

242 All the three outcomes of this review; Height-for-age z scores and Weight-for-age z scores as
243 well as BMI-for-age z scores were evaluated as continuous outcomes using mean differences.
244 In one of the studies; Neervort et al.¹¹, all the outcome data was presented in prevalence rates
245 and were thus not used in the meta analysis because the mean and standard deviations could
246 not be obtained.

247 For studies that provided standard errors instead of standard deviations, the standard
248 deviations for the sample means were calculated using $SD = SE \times \sqrt{N}$ where SD is Standard
249 Deviation, SE, Standard error and N, the sample size¹².

250 **Assessing Heterogeneity and Publication Bias**

251 Clinical heterogeneity was assessed by considering the ages of the participants enrolled in the
252 study and the type and quality of meals served in the school feeding programmes used in the
253 various studies. Statistical heterogeneity on the other hand was assessed using visual
254 inspection of forest plots, I^2 measures and their respective chi square tests¹³. An I^2 greater
255 than 75% was evaluated as considerable heterogeneity¹⁴.

256 Funnel plots were not considered in the assessment of publication bias due to the few number
257 of studies used in the meta analysis¹⁵. However, publication bias was reduced through the
258 adoption of a robust search strategy which included a thorough hand search of references of
259 included studies as well as searches on the websites of the World Food Programme and the
260 WHO clinical trials registry to identify studies that were not published in peer review
261 journals.

262

263

264 RESULTS

265 Characteristics of included studies

266 The review included studies that were conducted in developing countries across three
267 continents; Africa, Asia and Latin America. Five of the studies were conducted in Africa, two
268 studies in Latin America and One study in Asia.

269 Participants enrolled in the studies that were included in the review were all primary school
270 pupils aged between 3 and 16 years with number of participants ranging from 321 to 2,869
271 across studies. With respect to the number of participants used in the meta analysis to
272 evaluate the impact of school feeding programmes on the various physical nutritional
273 outcomes, 3955 participants included in the trials was used to evaluate programme impact on
274 height-for-age z scores (stunting) whilst 1562 and 3930 included in the trials were used to
275 evaluate impact on weight-for-age and BMI-for-age respectively as shown in Table 3.

276 The trials that were included in this review administered school feeding interventions that
277 provided either snacks or a hot meal for lunch made from local foods. The feeding
278 interventions provided for a minimum of 30% of the Recommended Dietary Allowance for
279 the age group of the children enrolled with the interventions lasting for a minimum of 13
280 weeks to a maximum of 34 weeks.

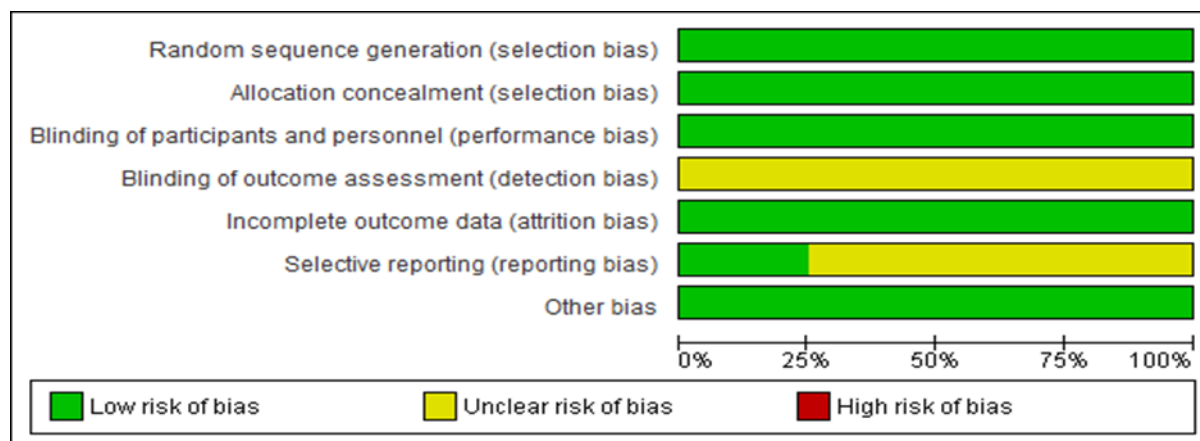
281 **Table 3: Effect estimates on outcomes**

Outcome or Subgroup	Studies	Participants	Statistical Method	Estimate Effect
1.1 Height-for-age z scores	4	3955	Mean Difference (IV, Random, 95% CI)	0.02 [-0.06, 0.10]
1.2 BMI-for-age z scores	4	3930	Mean Difference (IV, Random, 95% CI)	0.11 [-0.01, 0.23]
1.3 Weight-for-age z scores	3	1562	Mean Difference (IV, Random, 95% CI)	0.06 [-0.04, 0.16]

282

283 Risk of Bias in Included Studies

284 For the randomized control trials which have been included in this review, the risk of bias
285 judgements have been shown in the ‘risk of bias’ summary tables and ‘risk of bias’ graph in
286 Figure 2 and Figure 3 respectively.



287

288 **Figure 2: Risk of bias graph: review authors' judgements about each risk of bias item**
289 **presented as percentages across all included studies**

290 All the included trials described random sequence generation and allocation concealment
291 adequately and thus were rated as low risk of bias.

292 Blinding of participants and personnel was only described by Gelli et al.¹⁶. It was stated that
293 participants and survey enumerators were not blinded to the allocation whiles the remaining
294 studies were silent on this. Notwithstanding, all the studies were judged to be of low risk
295 of bias for blinding of participants because the outcomes of interest are not likely to be
296 influenced by a lack of blinding.

297 For blinding of outcome assessment, all the studies were judged to have an unclear risk of
298 bias for blinding because none of the studies had reported on it.

299 All the trials included in this review were judged to have a low risk of bias associated with
300 incomplete outcome data or attrition bias.

301 Only Gelli et al.¹⁶ had published the protocol for the study which was then used to confirm
 302 that the outcomes that were reported were same as was published in the protocol. Thus a low
 303 risk of bias was noted for the study conducted by Gelli et al.¹⁶ while the remaining three
 304 trials¹⁷⁻¹⁹ were judged to have an unclear risk of risk of reporting bias as their protocols could
 305 not be retrieved hence there was no enough information available to serve as basis of
 306 judgment.

307 On other bias, preference bias was the other potential sources of bias that was evaluated. All
 308 the studies were rated as having a low risk of other bias.

	Random sequence generation (selection bias)	Allocation concealment (selection bias)	Blinding of participants and personnel (performance bias)	Blinding of outcome assessment (detection bias)	Incomplete outcome data (attrition bias)	Selective reporting (reporting bias)	Other bias
Gelli 2019	+	+	+	?	+	+	+
Lannotti 2015a	+	+	+	?	+	?	+
Lannotti 2015b	+	+	+	?	+	?	+
Lannotti 2016	+	+	+	?	+	?	+

309
 310 **Figure 3: Risk of bias summary: review authors' judgements about each risk of bias item**
 311 **for each included study.**

312

313

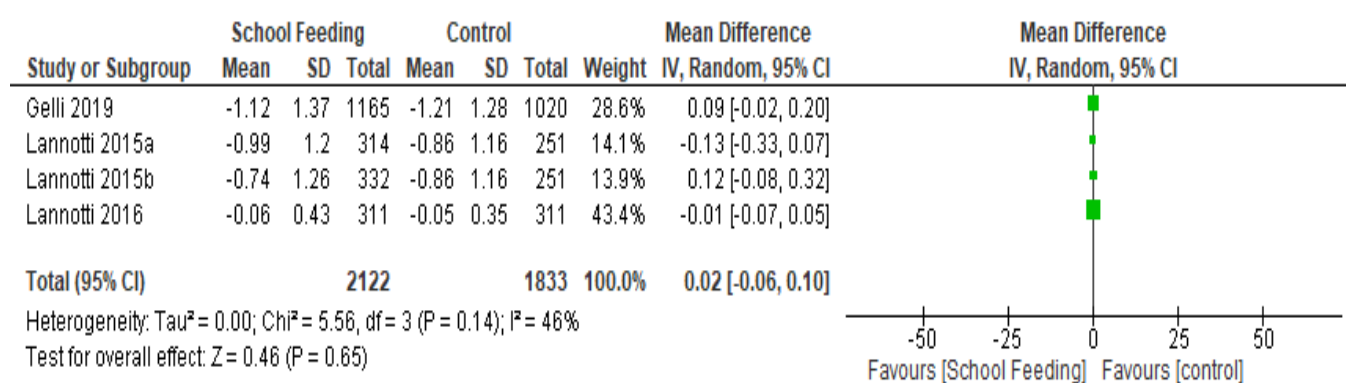
314

315 **Synthesis of School Feeding Programme Impact**

316 **Height-for-Age z-score**

317 In order to evaluate the impact of school feeding programmes on height-for-age z scores as a
 318 marker for stunting, 3 randomized controlled trials with a total of 3,955 participants were
 319 included in the Meta analysis. One of the studies; Lannotti et al.¹⁷, provided a two arm
 320 intervention and both arms were used separately in the analysis. 3 of the interventions from
 321 the trials that were included in this analysis provided snacks while 1 trial provided a hot meal
 322 lunch. This indicates that the studies that contributed to the pooled effect were very similar
 323 and as well not statistically heterogeneous (Tau² = 0.00, chi² = 5.56, df= 3, p =0.14; I² =
 324 46%) as indicated in the meta analysis.

325 The result of the meta analysis indicates that there is no significant effect (p = 0.65) of school
 326 feeding programmes on height-for-age z-scores (HAZ) as the intervention only resulted in a
 327 marginal effect size of 0.02 (95% CI, -0.06 to 0.10) in HAZ among school feeding
 328 beneficiaries compared to non-beneficiaries.



329

330 **Figure 4: Forest plot of school feeding vrs control, RCTs, Outcome: Height-for-age z**
 331 **scores (HAZ)**

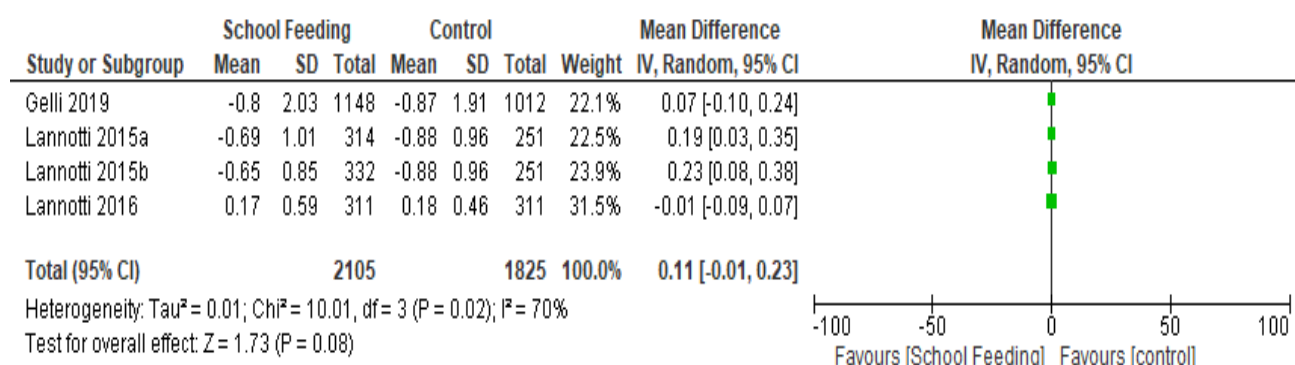
332

333

334 **BMI-for-Age z-score**

335 Two single arm and one double arm randomized control trials were included in the meta
 336 analysis to evaluate the impact of school feeding programmes on BMI-for-Age z-scores
 337 among primary school children in developing countries. A total of 3930 participants were
 338 involved with feeding interventions lasting for an average of 24 weeks where either energy
 339 dense snacks or a hot meal lunch made from local ingredients were used.

340 From the meta analysis, school feeding does not seem to confer any significant impact in
 341 terms of BAZ on beneficiaries. An insignificant ($p = 0.08$) mean difference of 0.11(95% CI, -
 342 0.01 to 0.23) BAZ exists between the school feeding group and the controls. The contribution
 343 of the various trials to the net effect was fairly homogenous at a Tau^2 of 0.01, $chi^2 = 10.01$
 344 with $df= 3$, $p = 0.02$; $I^2 = 70\%$ requiring no sub group analysis.

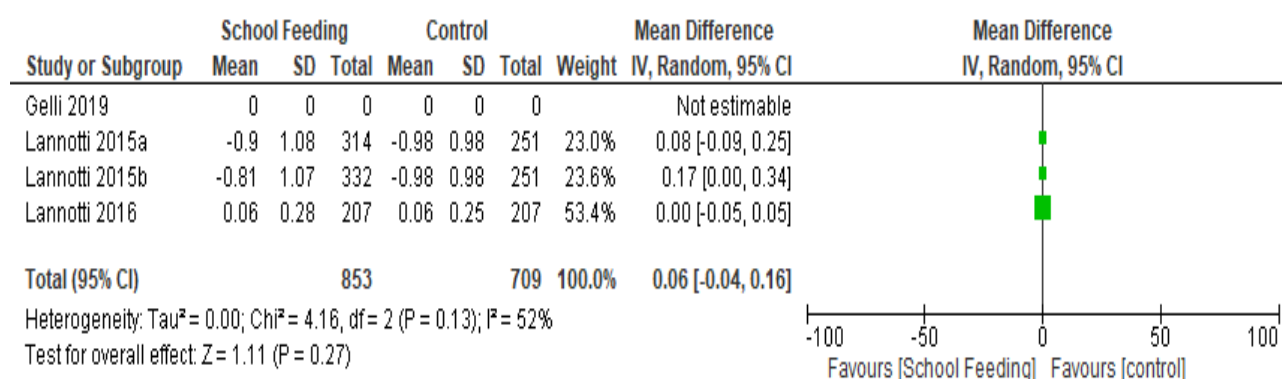


345
 346 **Figure 5: Forest plot of school feeding vrs control, RCTs, Outcome: BMI-for-age z scores**
 347 **(BAZ)**

348
 349 **Weight-for-age z-scores**

350 A total of 1562 participants were included from two trials in the Meta analysis to determine
 351 the effect of providing school feeding programmes to primary school children on their weight
 352 for age z scores (WAZ). The two trials of which one had a two arm intervention were both

353 conducted in Latin America where the intervention groups were given snacks that provided
 354 165 kcal and 260kcal over an average period of 19 weeks.
 355 The Meta analysis which indicated that heterogeneity among trials that contributed to the
 356 pooled effect was at Tau2 of 0.00, chi2 = 4.16 with df= 2, p =0.13; I² = 52% provided no
 357 substantial evidence to conclude that the provision of snacks in a school feeding programme
 358 to primary school children will improve their WAZ. The children that were provided with the
 359 snacks only had a WAZ of 0.06 (95% CI, -0.04 to 0.16) more than their counterparts who did
 360 not receive the snacks. This difference has been shown to be statistically insignificant (p =
 361 0.27).



362
 363 **Figure 6: Forest plot of school feeding vrs control, RCTs, Outcome: Weight-for-age z**
 364 **scores (WAZ)**

365
 366 **DISCUSSION**

367 Full text screening of 28 articles resulted in the inclusion of 8 studies in this review of which
 368 4 studies were randomized controlled trials which were used in the Meta analysis leading to
 369 the main conclusions in this review. The studies were conducted in eight developing
 370 countries across Africa, Asia and Latin America where the feeding interventions provided in
 371 the trials were either snacks or lunch made from local recipes.

372 The meta-analysis of three homogenous randomized controlled trials which included 3,955
373 primary school children showed that the provision of school feeding programmes does not
374 result in any significant change in height-for-age z-scores and thus does not translate to a
375 reduction in stunting among beneficiaries vis a vis non-beneficiaries.

376 The four observational studies that were included in this review all evaluated programme
377 impact on height-for-age z scores however with mixed results. Two large studies; Wang et
378 al.²⁰ and Abizari et al.²¹, conducted in China and Ghana respectively found that school
379 feeding programmes did not influence any significant change in HAZ and stunting
380 prevalence. In contrast, a study conducted by Kwabla et al.²² in Ghana found prevalence rates
381 of stunting to be lower (16.2%) among school feeding beneficiaries than non-programme
382 participants (17.2%). Another study conducted in Ethiopia; Zenebe et al.²³, found HAZ to be
383 significantly higher ($p < 0.001$) among school feeding participants with a mean difference of
384 0.57 (95% CI: 0.36 – 0.78).

385 BMI-for-age z scores is a measure of thinness among children. This review has shown that
386 for primary school children, the provision of meals/snacks in school does not confer any
387 positive impact on their thinness status. The Meta analysis that combined three trials that
388 provided snacks and hot meal lunches to 3930 children in school over an average of 24 weeks
389 period did not find any significant impact on BAZ.

390 A similar conclusion can be arrived at when the observational studies included in this review
391 are considered. Three out of four observational studies found no significant positive influence
392 of school feeding programmes on BAZ. In fact, one of the three studies; Kwabla et al.²²,
393 found that the prevalence of thinness was 2 times higher (9.3%) among children in schools
394 providing school feeding programmes compared to the non-school feeding programme
395 schools (4.6%).

396 Weight-for-age z-scores (WAZ) is one of the commonest indicators of nutritional status
397 among children. It classifies children either as underweight or not and is a composite
398 indicator of co-existence of both chronic and acute malnutrition. From the Meta analysis
399 conducted in this review using two trials with three intervention arms that provided snacks on
400 daily basis to school children for an average period of 19 weeks, the interventions were found
401 not to significantly increase WAZ among beneficiaries. Thus, school feeding programmes
402 that provide snacks to children does not significantly impact on underweight status of
403 children in primary schools.

404 The only observational study in this review that evaluated the impact of school feeding
405 programmes on WAZ; Abizari et al.²¹, found no significant difference in prevalence of
406 underweight between children benefiting from the feeding programme and non-beneficiaries
407 thus affirming the conclusion arrived by the results of the meta analysis.

408 **CONCLUSION**

409 This review has demonstrated through the results of the meta analysis of four randomized
410 controlled trials that school feeding programmes do not have any significant impact on
411 physical nutrition outcomes particularly height-for-age z scores, BMI-for-age z scores and
412 weight-for-age z scores. Evidence from observational studies generally support the
413 conclusions of the meta analysis with a little mixed evidence of the impact of school feeding
414 programmes on stunting reduction in primary school children.

415 Although, the trials that were included in the review were mostly similar and the Meta
416 analysis results depicted considerable statistical homogeneity in all cases, the average period
417 of the feeding intervention of 27 weeks may be short and might have resulted in the
418 insignificant effect sizes.

419 Also, most of the studies included in the review did not report on how compliance was
420 monitored or enforced thus, a possible low compliance to the feeding interventions could
421 have also compromised programme impacts.

422 Another factor that could affect programme impact is substitution; where the home diet may
423 be reduced for children who are benefiting from school feeding. Though none of the studies
424 in this review provided data on this, other studies have reported it among poor families^{24,25}.

425 Studies that aim to evaluate the impact of school feeding programmes on the nutritional
426 wellbeing of children are of great importance in public health as poor nutrition and health at
427 school age is common especially in developing countries and given that malnutrition is an
428 intergenerational issue. Such studies are equally vital to inform national governments, global
429 food and nutrition stakeholders who invest in these programmes on its effectiveness.

430 There is therefore the need for more randomized controlled trials which are of high
431 methodological quality to be able to attribute causality and to be eligible to be used in a larger
432 meta-analysis to confirm or otherwise reject the evidence produced by this review.

433

434 **ACKNOWLEDGEMENTS**

435 **Acknowledgment**

436 We wish to acknowledge the support received from the Covidence Team who provided a
437 waiver of user fees associated with the use of the Covidence Software which was largely used
438 to manage the systematic review. RevMan, a software from the Cochrane Collaboration was
439 also used for the quantitative synthesis of the review data.

440 **Funding and Sponsorship**

441 No funding of any sort was received from any third parties or organizations.

442 **Declaration of Interest**

443 The authors have no relevant interest to declare.

444 **LIST OF SUPPORTING INFORMATION**

445 1. Summary Table of Included Studies – Randomized Controlled Trials

446 2. Summary Table of Included Studies – Observational Studies

447

448 **REFERENCES**

- 449 1. Micha, Renata, Mannar, Venkatesh, Afshin, Ashkan, Allemandi, Lorena, Baker,
450 Phillip, Battersby, Jane, et al., 2020 Global nutrition report: action on equity to end
451 malnutrition. Technical Report. Behrman, Nina, ed. Development Initiatives, Bristol,
452 UK. 2020; ISBN 978-1-9164452-7-7. [Monograph] Official URL:
453 <https://globalnutritionreport.org/reports/2020-glo...>
- 454 2. Horton, Susan, Meera Shekar, Christine McDonald, Ajay Mahal and Jana Krystene
455 Brooks. Scaling Up Nutrition: What Will It Cost? World Bank: Washington, DC.
456 2010
- 457 3. World Food Programme. State of School Feeding Worldwide. World Food
458 Programme; 2013: Italy
- 459 4. World Food Programme. State of School Feeding Worldwide. World Food
460 Programme; Via C.G. Viola, 2020; 68-70, Rome 00148, Italy
- 461 5. Hall A, Hanh TT, Farley K, Quynh TP, Valdivia F. An evaluation of the impact of a
462 school nutrition programme in Vietnam. Public Health Nutr. 2007 Aug;10(8):819-26.
463 doi: 10.1017/S1368980007382530. Epub 2007 Mar 8. PMID: 17381906.

- 464 6. Adelman, Sarah & Gilligan, Daniel & Lehrer, Kim. The Impact of Alternative Food
465 for Education Programs on Learning Achievement and Cognitive Development in
466 Northern Uganda. 2008
- 467 7. Yussif MT, Vong L, Pilkington K. The Impact of School Feeding Programmes in
468 Reducing Iron Deficiency Anaemia among Primary School Children in Developing
469 Countries: A systematic Review and Meta-Analysis of Randomized Controlled Trials.
470 J Hum Nutr. 2020; 4(1): 87 – 105
- 471 8. Kristjansson EA, Robinson V, Petticrew M, MacDonald B, Krasevec J, Janzen L,
472 Greenhalgh T, Wells G, MacGowan J, Farmer A, Shea BJ, Mayhew A, Tugwell P.
473 School feeding for improving the physical and psychosocial health of disadvantaged
474 elementary school children. Cochrane Database Syst Rev. 2007; 1:CD004676.
- 475 9. Jomaa LH, McDonnell E, Probart C. School feeding programs in developing
476 countries: impacts on children's health and educational outcomes. Nutr Rev. 2011;
477 69(2):83-98.
- 478 10. World Bank. World Bank List of Economies 2021. World Bank 2021. Available at:
479 [https://datahelpdesk.worldbank.org/knowledgebase/articles/906519-world-bank-](https://datahelpdesk.worldbank.org/knowledgebase/articles/906519-world-bank-country-and-lending-groups)
480 [country-and-lending-groups](https://datahelpdesk.worldbank.org/knowledgebase/articles/906519-world-bank-country-and-lending-groups) accessed on 17-08-2021
- 481 11. Neervoort F, von Rosenstiel I, Bongers K, Demetriades M, Shacola M, Wolffe rs I.
482 Effect of a school feeding programme on nutritional status and anaemia in an urban
483 slum: a preliminary evaluation in Kenya. J Trop Pediatr. 2013; 59 (3):165-74.
- 484 12. Hozo SP, Djulbegovic B, Hozo I. Estimating the mean and variance from the median,
485 range, and the size of a sample. BMC Medical Research Methodology. 2005; 5: 13.
- 486 13. Higgins JP, Thompson SG, Deeks JJ, Altman DG. Measuring inconsistency in meta-
487 analyses. BMJ. 2003 Sep 6;327(7414):557-60. doi: 10.1136/bmj.327.7414.557.
488 PMID: 12958120; PMCID: PMC192859.

- 489 14. Higgins JM, Thompson SG. Quantifying heterogeneity in a meta-analysis. 2002; 21:
490 1539-1558.
- 491 15. Egger M, Davey Smith G, Schneider M, et al. Bias in meta- analysis detected by a
492 simple, graphical test. *BMJ* 1997; 315: 629- 634.
- 493 16. Gelli, A., Aurino, E., Folsom, G., Arhinful, D., Adamba, C., Osei-Akoto, I., ...
494 Alderman, H. A school meals program implemented at scale in Ghana increases
495 height-for-age during midchildhood in girls and in children from poor households: A
496 cluster randomized trial. *Journal of Nutrition*. 2019; 149(8): 1434–1442.
497 <https://doi.org/10.1093/jn/nxz079>
- 498 17. Iannotti LL, Henretty NM, Delnatus JR, Previl W, Stehl T, Vorkoper S, Bodden J,
499 Maust A, Smidt R, Nash ML, Tamimie CA, Owen BC, Wolff PB. Ready-to-use
500 supplementary food increases fat mass and BMI in Haitian school-aged children. *J*
501 *Nutr*. 2015 Apr;145(4):813-22. doi: 10.3945/jn.114.203182. Epub 2015 Feb 11.
502 PMID: 25833784
- 503 18. Iannotti LL, Henretty NM, Delnatus JR, Previl W, Stehl T, Vorkoper S, Bodden J,
504 Maust A, Smidt R, Nash ML, Tamimie CA, Owen BC, Wolff PB. Ready-to-use
505 supplementary food increases fat mass and BMI in Haitian school-aged children. *J*
506 *Nutr*. 2015 Apr;145(4):813-22. doi: 10.3945/jn.114.203182. Epub 2015 Feb 11.
507 PMID: 25833784
- 508 19. Lannotti, L., Dulience, S. J., Joseph, S., Cooley, C., Tufte, T., Cox, K., Eaton, J.,
509 Delnatus, J. R., & Wolff, P. B. Fortified Snack Reduced Anemia in Rural School-
510 Aged Children of Haiti: A Cluster-Randomized, Controlled Trial. *PloS one*, 2016;
511 11(12), e0168121. <https://doi.org/10.1371/journal.pone.0168121>

- 512 20. Wang, H., Zhao, Q., Boswell, M., & Rozelle, S. Can School Feeding Programs
513 Reduce Malnutrition in Rural China? *Journal of School Health*, 2020; 90(1): 56–64.
514 <https://doi.org/10.1111/josh.12849>
- 515 21. Abizari AR, Buxton C, Kwara L, Mensah-Homiah J, Armar-Klemesu M, Brouwer ID.
516 School feeding contributes to micronutrient adequacy of Ghanaian schoolchildren. *Br*
517 *J Nutr*. 2014 Sep 28;112(6):1019-33. doi: 10.1017/S0007114514001585. Epub 2014
518 Jul 3. PMID: 24990068.
- 519 22. Kwabla, M. P., Gyan, C., & Zotor, F. Nutritional status of in-school children and its
520 associated factors in Denkyemba District, eastern region, Ghana: Comparing
521 schools with feeding and non-school feeding policies. *Nutrition Journal*. 2018; 17(1).
522 <https://doi.org/10.1186/s12937-018-0321-6>
- 523 23. Zenebe, M., Gebremedhin, S., Henry, C. J., & Regassa, N. School feeding program
524 has resulted in improved dietary diversity, nutritional status and class attendance of
525 school children. *Italian Journal of Pediatrics*. 2018; 44(1).
526 <https://doi.org/10.1186/s13052-018-0449-1>
- 527 24. Jacoby E, Cueto S, Pollitt E. Benefits of a school breakfast among Andean children in
528 Huaraz, Peru. *Food and Nutrition Bulletin*. 1996; 1: 54-64.
- 529 25. Agarwal DK, Agarwal KN, Upadhyay SK. Effect of mid-day meal programme on
530 physical growth & mental function. *Indian Journal of Medical Research*. 1989; 90:
531 163-174.

532

533 **TABLE LEGEND**

534 Table 1: PICOS criteria for inclusion and exclusion of studies

535 Table 2: Search Strategy

536 Table 3: Effect estimates on outcomes

537

538 **FIGURE LEGEND**

539 Figure 1: Flow Diagram of Literature Search Process

540 Figure 2: Risk of bias graph: review authors' judgements about each risk of bias item presented
541 as percentages across all included studies

542 Figure 3: Risk of bias summary: review authors' judgements about each risk of bias item for
543 each included study.

544 Figure 4: Forest plot of school feeding vrs control, RCTs, Outcome: Height-for-age z scores
545 (HAZ)

546 Figure 5: Forest plot of school feeding vrs control, RCTs, Outcome: BMI-for-age z scores
547 (BAZ)

548 Figure 6: Forest plot of school feeding vrs control, RCTs, Outcome: Weight-for-age z scores
549 (WAZ)