

1 **Title:** Changing patterns in reporting and sharing of review data in systematic reviews with meta-analysis of
2 the effects of interventions: a meta-research study

3

4 **Authors**

5 Phi-Yen Nguyen, doctoral student (0000-0002-0476-3385)¹, Raju Kanukula, doctoral student (0000-0003-
6 0793-786X)¹, Joanne E McKenzie, professor (0000-0003-3534-1641)¹, Zainab Alqaidoom, masters student
7 (0000-0002-5880-3792)¹, Sue E Brennan, senior research fellow (0000-0003-1789-8809)¹, Neal R
8 Haddaway, senior research fellow (0000-0003-3902-2234)^{2,3,4}, Daniel G Hamilton, doctoral student (0000-
9 0001-8104-474X)⁵, Sathya Karunanathan, postdoctoral fellow (0000-0002-4247-4752)⁶, Steve McDonald,
10 senior research fellow (0000-0003-2832-5205)¹, David Moher, director and professor (0000-0003-2434-
11 4206)^{7,8}, Shinichi Nakagawa, professor (0000-0002-7765-5182)⁹, David Nunan, senior research fellow
12 (0000-0003-4597-1276)¹⁰, Peter Tugwell, professor (0000-0001-5062-0556)^{8,11,12}, Vivian A Welch, associate
13 professor (0000-0002-5238-7097)^{8,12}, Matthew J Page, senior research fellow (0000-0002-4242-7526)^{1*}

14

15 ¹ Methods in Evidence Synthesis Unit, School of Public Health and Preventive Medicine, Monash University,
16 Melbourne, Australia

17 ² Leibniz-Centre for Agricultural Landscape Research (ZALF), Eberswalder Str 84, Müncheberg, Germany

18 ³ Stockholm Environment Institute, Linnégatan 87D, Stockholm, Sweden

19 ⁴ African Centre for Evidence, University of Johannesburg, Johannesburg, South Africa

20 ⁵ School of BioSciences, University of Melbourne, Melbourne, Australia

21 ⁶ Interdisciplinary School of Health Sciences, Faculty of Health Sciences, University of Ottawa, Ottawa,
22 Canada

23 ⁷ Centre for Journalology, Clinical Epidemiology Program, Ottawa Hospital Research Institute, Ottawa,
24 Canada

25 ⁸ School of Epidemiology and Public Health, Faculty of Medicine, University of Ottawa, Ottawa, Canada

26 ⁹ Evolution & Ecology Research Centre and School of Biological, Earth and Environmental Sciences,
27 University of New South Wales, Sydney, Australia

28 ¹⁰ Centre for Evidence-Based Medicine, Nuffield Department of Primary Care Health Sciences, Oxford
29 University, Oxford, UK

30 ¹¹ Department of Medicine, Faculty of Medicine, University of Ottawa, Ottawa, Canada

31 ¹² Bruyère Research Institute, Ottawa, Canada

32

33 ***Corresponding author:** Dr. Matthew Page, School of Public Health and Preventive Medicine, Monash
34 University, 553 St Kilda Road, Melbourne, Victoria, 3004, Australia. Telephone: +61 9903 0248.

35 Email address: matthew.page@monash.edu

36 Twitter handle: @mjpages

37

38 **Word count:** 5,245 words (excluding title page, abstract, references, figures and tables)

39

40 **Keywords:** systematic review, meta-analysis, reporting guidelines, data sharing, code sharing, meta-
41 research

42 **ABSTRACT (288 words)**

43 **Objectives:** To examine changes in completeness of reporting and frequency of sharing data, analytic code
44 and other review materials in systematic reviews (SRs) over time; and factors associated with these
45 changes.

46 **Design:** Cross-sectional meta-research study.

47 **Sample:** A random sample of 300 SRs with meta-analysis of aggregate data on the effects of a health,
48 social, behavioural or educational intervention, which were indexed in PubMed, Science Citation Index,
49 Social Sciences Citation Index, Scopus and Education Collection in November 2020.

50 **Analysis/Outcomes:** The extent of complete reporting and frequency of sharing review materials in these
51 reviews were compared with 110 SRs indexed in February 2014. Associations between completeness of
52 reporting and various factors (e.g. self-reported use of reporting guidelines, journal's data sharing policies)
53 were examined by calculating risk ratios (RR) and 95% confidence intervals (CI).

54 **Results:** Several items were reported sub-optimally among 300 SRs from 2020, such as a registration
55 record for the review (38%), a full search strategy for at least one database (71%), methods used to assess
56 risk of bias (62%), methods used to prepare data for meta-analysis (34%), and funding source for the review
57 (72%). Only a few items not already reported at a high frequency in 2014 were reported more frequently in
58 2020. There was no evidence that reviews using a reporting guideline were more completely reported than
59 reviews not using a guideline. Reviews published in 2020 in journals that mandated either data sharing or
60 inclusion of Data Availability Statements were more likely to share their review materials (e.g. data, code
61 files) (18% vs 2%).

62 **Conclusion:** Incomplete reporting of several recommended items for systematic reviews persists, even in
63 reviews that claim to have followed a reporting guideline. Data sharing policies of journals potentially
64 encourage sharing of review materials.

SUMMARY BOX

What is already known on this topic

- Complete reporting of methods and results, as well as sharing data and analytic code, enhances transparency and reproducibility of systematic reviews. The extent of complete reporting and sharing of data or analytic code among systematic reviews needs to be comprehensively assessed.
- Use of reporting guidelines, which are designed to improve reporting in systematic reviews, is increasing. It is unclear whether this increase has had an impact on reporting of methods and results in systematic reviews.
- More journals are adopting open data policies which aim to promote data sharing. The impact of these policies on sharing data and analytic code in systematic reviews is also unclear.

What this study adds

- Incomplete reporting of several recommended items in systematic reviews persists. Frequency of sharing review data and analytic code is currently low (7%).
- An increase in self-reported use of a reporting guideline was observed between 2014-2020; however, there was no evidence that reviews using a reporting guideline were more completely reported than reviews not using a guideline.
- Reviews published in 2020 in journals that mandated either data sharing or inclusion of Data Availability Statements were more likely to share their review materials (e.g. data, code files).

65

66

67 INTRODUCTION

68 Systematic reviews underpin many government policies and professional society guideline recommendations
69 [1]. To ensure systematic reviews are valuable to decision makers, authors should completely report the
70 methods and results of their review. Complete reporting allows users to judge whether the chosen methods
71 may have biased the review findings. Incomplete reporting of the methods prevents such an assessment and
72 can preclude attempts to replicate the findings. Several meta-research studies have evaluated the
73 completeness of methods and results reporting in systematic reviews and meta-analyses. Many of these
74 were narrow in scope, focusing only on reviews of specific health topics [2–6] or reviews published in
75 selected journals [7,8]. In other studies, the examined sample of reviews were relatively more diverse, but
76 were published almost a decade ago [9,10], or were evaluated against a small set of reporting items [1],
77 meaning that comprehensive data on the current state of systematic review reporting is lacking.

78 To address incomplete reporting of methods and results in systematic reviews, several reporting guidelines
79 have been developed, with the Preferred Reporting Items for Systematic reviews and Meta-Analyses
80 (PRISMA) statement [11] among the more widely used [12]. Reporting guidelines provide a structure for
81 reporting a systematic review, along with recommendations of items to report [13]. Originally released in
82 2009, PRISMA was recently updated (to PRISMA 2020) to reflect advances in systematic review
83 methodology [14]. The few studies examining the impact of PRISMA suggest that for some items (e.g.
84 inclusion of a flow diagram) there was improvement after the introduction of the 2009 PRISMA statement,
85 but that others (e.g. mention of a review protocol) remained infrequently reported [15]. Such evaluations are
86 limited to reviews in particular health areas published prior to 2015 and so it is unclear whether reporting
87 guidelines have had an influence on more a recent, general sample of systematic reviews.

88 In addition to transparent reporting, advocates for research transparency [16,17] also recommend authors
89 share systematic review data files and analytic code used to generate meta-analyses [18]. While all data for
90 a meta-analysis is typically summarised in a tables or forest plots, sharing an editable file containing
91 extracted data (e.g., CSV, RevMan) reduces the time and risk of errors associated with manual extraction of
92 such data. This then facilitates the review's reuse in future updates and replications, or its inclusion in
93 overviews of reviews, clinical practice guidelines, educational materials and meta-research studies [18,19].
94 Sharing of review data files is relatively easier than sharing individual participant data from primary studies
95 and signals that review authors are committed to practices they like to see performed by authors of primary
96 studies, who are often requested to share their data. Infrequent sharing of data in systematic reviews in
97 health research has been observed, but these findings may not generalise to all health topics [4] or across

98 journals [7]. Moreover, the types of data shared (e.g. unprocessed data extracted from reports, data included
99 in meta-analyses) has not been examined, nor has the impact of journal data sharing policies on sharing
100 rates in systematic reviews.

101 Without a current, comprehensive, evaluation of the completeness of reporting of systematic reviews, we
102 lack data on which items are infrequently reported and require most attention from authors, peer reviewers,
103 editors and educators. Furthermore, without data on the frequency and type of materials review authors
104 currently share, we lack insight into how receptive review authors are to calls to share data underlying
105 research projects. To address these research gaps, we aimed to:

106 (a) evaluate the completeness of reporting in systematic reviews in a cross-section of systematic
107 reviews with meta-analysis published in 2020;

108 (b) evaluate the frequency of sharing review data, analytic code and other materials in the same cohort
109 of reviews;

110 (c) compare reporting in these reviews with a sample of reviews published in 2014;

111 (d) investigate the impact of reporting guidelines on the completeness of reporting of reviews published
112 in 2020; and

113 (e) investigate the impact of data sharing policies of journals on the frequency of review data sharing in
114 reviews published in 2020.

115 We chose 2014 as the year to compare reviews from 2020 against because we had access to the raw data
116 on reporting completeness in a sample of reviews from 2014 [10] that met the same eligibility criteria and
117 were evaluated using similar methods as the reviews sampled from 2020.

118

119 **METHODS**

120 This study was conducted as one of a suite of studies in the REPRISE (REProducibility and Replicability In
121 Syntheses of Evidence) project. The REPRISE project is investigating various aspects relating to the
122 transparency, reproducibility and replicability of systematic reviews with meta-analysis of the effects of
123 health, social, behavioural and educational interventions. Methods for all studies were pre-specified in the
124 same protocol [20]. Deviations from the protocol for the current study are outlined in Supplemental data.

125

126 **Identification and selection of articles**

127 We included a random sample of systematic reviews with meta-analysis of the effects of a health, social,
128 behavioural or educational intervention (that is, any intervention designed to improve health [defined as “a
129 state of complete physical, mental and social well-being and not merely the absence of disease or infirmity”
130 [21], promote social welfare and justice, change behaviour or improve educational outcomes; see
131 Supplemental data for full eligibility criteria). To be considered a “systematic review”, authors needed to
132 have, at a minimum, clearly stated their review objective(s) or question(s); reported the source(s) (e.g.
133 bibliographic databases) used to identify studies meeting the eligibility criteria; and reported conducting an
134 assessment of the validity of the findings of the included studies, for example via an assessment of risk of
135 bias or methodological quality. We did not exclude systematic reviews providing limited detail about the
136 methods used. We only included systematic reviews that presented results for at least one pairwise meta-
137 analysis of aggregate data. Systematic reviews with network meta-analyses were eligible if they included at
138 least one direct (i.e. pairwise) comparison that fulfilled the above-mentioned criteria. Systematic reviews with
139 only meta-analyses of individual participant data (IPD) were excluded because all eligible systematic reviews
140 in this study will be subjected to a reproducibility check in another component of the REPRISE project [20],
141 and we lack the resources to reproduce IPD meta-analyses. Furthermore, only reviews written in English
142 were included.

143 Using search strategies created by an information specialist (SM), we systematically searched PubMed,
144 Science Citation Index (SCI) and Social Sciences Citation Index (SSCI) via Web of Science, Scopus via
145 Elsevier and Education Collection via ProQuest for systematic reviews indexed from November 2nd to
146 December 2nd, 2020. All searches were conducted on December 3rd, 2020. An example of the search
147 strategy for PubMed was: (meta-analysis[PT] OR meta-analysis[TI] OR systematic[sb]) AND
148 2020/11/02:2020/12/02[EDAT]. Search strategies for all databases are available in Supplemental data.

149 We used Endnote v9.3.3 for automatic deduplication of records, then randomly sorted unique records in
150 Microsoft Excel using the RAND() function, and imported the first 2,000 records yielded from the search into
151 Covidence [22] for screening. Two authors (MJP and either PN or RK) independently screened the titles and
152 abstracts of the 2,000 records against the eligibility criteria. We retrieved the full text of all records deemed
153 potentially eligible, and two authors (PN and either MJP or RK) independently evaluated them in random
154 order against the eligibility criteria until we reached our target sample size of 300 systematic reviews. Any
155 disagreement at each stage of screening was resolved via discussion or adjudication by the senior reviewer
156 (MJP). As this was primarily a descriptive study, our aim was to examine reporting across a range of
157 practices. We selected our sample size of 300 systematic reviews as a balance of feasibility and precision.

158 This sample size allowed us to restrict the width of a 95% two-sided Wald type confidence interval around
159 the estimated percentage of reviews reporting a particular practice to a *maximum* of 6%, assuming a
160 prevalence of 50%. For a prevalence of less (or greater) than 50%, the absolute width will be smaller. This
161 maximum confidence interval width was small enough such that our interpretation of the confidence interval
162 limits would generally be consistent.

163

164 **Data collection**

165 Two authors (PN and either MJP, RK or ZA) collected data independently and in duplicate from all of the 300
166 systematic reviews using a standardised form created in REDCap v10.6.12, hosted at Monash University
167 [23]. Any disagreement in the data collected was resolved via discussion or adjudication by the senior
168 reviewer (MJP). Prior to data collection, a pilot test of the data collection form was performed on a random
169 sample of 10 systematic reviews and the form was adjusted as necessary. The full data collection form
170 (Supplemental data) includes a subset of items used in previous evaluations of completeness of reporting
171 [9,10] along with additional items to capture some issues not previously examined. The wording of items in
172 the data collection form was matched to previous evaluations [9,10] to facilitate comparison.

173 The form consisted of three sections (Table 1). The first section captured general characteristics of the
174 review, which were all extracted manually, except for the country of the corresponding author, which was
175 extracted using R code adapted from the *easyPubMed* package v2.13 [24,25]. The interventions were
176 classified as health, behavioural, social or educational interventions (see definitions in Supplemental data).
177 The second section consisted of items describing reporting characteristics of the review and the index meta-
178 analysis (defined as the first meta-analysis mentioned in the Abstract/Results sections), and data-sharing
179 characteristics of the review. All of the reporting items evaluated are recommended in the 2009 PRISMA
180 statement (either in the main checklist or explanation and elaboration document [26]), except for the items on
181 whether search strategies for *all* bibliographic databases and non-database sources were reported. To
182 facilitate our analysis of the impact of reporting guidelines, we also recorded whether the authors self-
183 reported using a reporting guideline, defined as any document specifying essential items to report in a
184 systematic review (e.g. PRISMA, MECIR or MECCIR standards, etc.)

185 The final section captured the data sharing policy of the journal where the article was published. A data
186 sharing policy refers to the journal's requirements and expectations regarding public sharing of data and
187 code used in the review. Web archives (<https://web.archive.org/>) were used to retrieve the version of the

188 policy published prior to 1 November 2020.

189 We collected data from the main report of the systematic review, any supplementary file provided on the
190 journal server or any cited repository, the review protocol if the authors specified that the relevant information
191 was contained therein, as well as journal websites (Table 1). In the event of discrepancies between the
192 protocol and the main report, we gave preference to data from the main report.

193

194 **Secondary use of data collected on systematic reviews from 2014**

195 We obtained the dataset previously collated by Page et al. [10], which included data on completeness of
196 reporting and sharing of review data in a random sample of 110 systematic reviews of health interventions
197 indexed in MEDLINE in February 2014. The reviews included in the 2014 dataset were drawn from a random
198 sample of 300 systematic reviews of health research that addressed questions of intervention efficacy,
199 diagnostic test accuracy, epidemiology or prognosis, 110 of which evaluated the effect of health interventions
200 and met the same eligibility criteria that the 2020 reviews had to meet (apart from year of publication). We
201 extracted from the 2014 dataset individual review data for all reporting and sharing items that were worded
202 the same or similarly as the items collected in the 2020 sample. Where necessary, we recoded data in the
203 2014 sample to ensure harmonisation with the 2020 sample. We did not collect any additional data on the
204 systematic reviews (or the journals they were published in) in the 2014 sample. Given the systematic reviews
205 in 2014 were identified via MEDLINE only, whereas the systematic reviews in 2020 were identified via five
206 databases (PubMed, SCI, SSCI, Scopus and Education Collection), we determined how many of the
207 included reviews from 2020 happened to also be indexed in MEDLINE, to ensure the comparison between
208 years was appropriate.

209

210 **Data analysis**

211 We summarised general and reporting characteristics of the included systematic reviews using descriptive
212 statistics (e.g. frequency and percentage for categorical items, median and interquartile range for continuous
213 items). We calculated risk ratios to quantify differences in the percentage of reviews meeting indicators of
214 'completeness of reporting' and 'sharing of review materials' between the following groups:

215 (a) reviews published in 2020 in an evidence synthesis journal (defined as a journal which has a strong or
216 exclusive focus on systematic reviews and their protocols, as identified from the journal website's Aims
217 and Scope sections) *versus* published elsewhere;

218 (b) reviews of health interventions published in 2020 *versus* reviews of health interventions published in
219 2014

220 (c) reviews published in 2020 reporting use of a reporting guideline (e.g. PRISMA) *versus* not reporting
221 use;

222 (d) reviews published in 2020 in journals with *versus* without a data-sharing policy;

223 (e) reviews published in 2020 in journals with *versus* without a policy that mandates either data sharing or
224 declaration of data availability, irrespective of whether the policy applies universally to all studies or
225 specifically to systematic reviews.

226 Risk ratios (RR) and Wald-type normal 95% confidence intervals (CI) were calculated using the *epitool*
227 package v0.5-10.1 (R v4.0.3) [27]. When the numerators were small (<5) in either group, or the outcome was
228 very rare (<5%) in either group, we instead used penalised likelihood logistic regression (implemented via
229 the *logistf* package v1.24 in R [28]. Penalised likelihood logistic regression has been shown to improve
230 estimation of the odds ratio and its confidence interval for rare events or unbalanced samples [29,30]. The
231 odds ratios from these models can be interpreted as risk ratios when the events are rare in both groups [31].
232 The RRs and their 95% CIs were displayed using forest plots (implemented via the *forestplot* package
233 v1.10.1 in R) [32]. Rather than relying on statistical significance when interpreting RR associations (i.e.
234 claiming that an association exists when the 95% confidence interval did not include the null), we defined an
235 equivalence range for all comparisons as [0.9 to 1.1] – any RR less than 0.9 or more than 1.1 (i.e. a 10%
236 difference in rate of reporting in either direction) was deemed as an important difference. Since no previous
237 study has identified a meaningful threshold for important changes in reporting in systematic reviews, this
238 equivalence range was determined based on consensus between investigators. Assuming an item was
239 reported by 50% of reviews in 2014, a RR of 1.1 reflects that the item was reported by 55% of reviews in
240 2020 (a difference of 5 percentage points). If the reporting rate in 2014 is higher than 50% (e.g. 80%), the
241 threshold to be considered an important difference will be higher (i.e. 8 percentage points).

242 We conducted two post-hoc sensitivity analyses, the first by excluding Cochrane reviews because they were
243 subjected to strict editorial processes to ensure adherence to methodological conduct and reporting
244 standards, and the second by excluding reviews on COVID-19 due to concerns about short publication
245 turnarounds, which could have an impact on reporting quality [33].

246

247 **Patient and public involvement**

248 We did not directly involve patients or members of the public when we designed our study, interpreted the
249 results or wrote the manuscript, because our focus was to identify problems in how researchers report their
250 work in scientific journals with a predominantly scientific readership. However, the idea for our study arose
251 from our concerns as people who interact with the healthcare system that incomplete reporting can lead to
252 undue trust being placed in the findings of flawed systematic reviews, potentially leading to ineffective or
253 harmful treatments being delivered. We asked a member of the public to read our manuscript after
254 submission to ensure it was understandable.

255

256 **RESULTS**

257 **Results of the search**

258 Our search retrieved 8,208 records (Fig. 1). Out of the first 2,000 randomly sorted titles and abstracts that
259 were screened, we considered 603 as potentially eligible and retrieved the full text for screening. We only
260 needed to screen the first 436 randomly sorted full text reports to reach our target sample size of 300.
261 Citations of all records identified, screened, excluded and included are available on the Open Science
262 Framework (DOI: [10.17605/OSF.IO/JSP9T](https://doi.org/10.17605/OSF.IO/JSP9T)).

263

264 Fig. 1. PRISMA 2020 flow diagram of identification, screening and inclusion of systematic reviews

265

266 **General characteristics of systematic reviews**

267 Among the 2020 sample (n=300), half of the systematic reviews (n=151, 50%) had a corresponding author
268 based in one of three countries – China (32%), the United States (10%) and United Kingdom (8%) (Table 2).
269 The reviews included a median of 12 studies (IQR 8-21), with index meta-analyses including a median of 6
270 studies (IQR 4-10). Most reviews (n=215, 72%) included a financial disclosure statement, of which 97 (32%)
271 declared no funding. Most review authors (n=251, 84%) declared having no conflict of interest. Common
272 softwares used for meta-analysis were Review Manager (n=189, 63%), Stata (n=73, 24%) and R (n=33,
273 11%).

274 The included reviews covered a wide range of topics. The intervention was classified as a health intervention
275 in nearly all reviews (n=294, 98%), and as a behavioural, social or educational intervention in 37 (12%) of
276 reviews (some reviews examined both types of interventions). Almost two-thirds of the reviews (n=198, 66%)
277 examined the effects of non-pharmacological interventions. Out of 24 ICD-11 categories of diseases and

278 conditions, our sample of reviews captured 23 categories. The top four categories (endocrine, nutritional or
279 metabolic diseases, diseases of the digestive system, the musculoskeletal system, and the circulatory
280 system) accounted for 46% of all systematic reviews.

281 The included systematic reviews were published across 223 journals. Five journals (accounting for 5% of all
282 systematic reviews) specialised in evidence synthesis; 140 journals (accounting for 66% of all systematic
283 reviews) outline a data-sharing policy in the instruction page for authors (Supplemental data).

284 The general characteristics of the 2014 sample (n=110) have been described elsewhere [10]. In brief, the
285 2014 sample was similar to the 2020 sample in many aspects, such as the sample size of each review
286 (median=13 studies, IQR 7-23), size of the index meta-analysis (median=6 studies, IQR 3-11) and the
287 prevalence of non-pharmacological reviews (n=55, 50%). Like the 2020 sample, the reviews in 2014 were
288 published in a wide range of journals (n=63), addressed several clinical topics (19 ICD-10 categories) and
289 predominantly had corresponding authors from China, the UK and Canada (n=55 combined, 50%).

290

291 **Completeness of reporting of reviews in systematic reviews from 2020**

292 Of the items we examined, the most frequently reported included the total number of records yielded from
293 searches (100%), a declaration of review authors' conflicts of interest (94%), each of the PICOS
294 (Participants, Interventions, Comparators, Outcomes and Study designs) components of the eligibility criteria
295 (89-99%), the meta-analysis model (e.g. fixed-effect) used (98%) and the effect estimates, together with the
296 measures of precision, for each study included in the index meta-analysis (96%) (Table 2). On the other
297 hand, several items were reported in between 50% to 80% of reviews. These included the funding source for
298 the review (72%), start and end dates of coverage of databases searched (80%), a full Boolean search logic
299 for some or all databases (71%), methods used to screen studies (78%), methods used to collect data
300 (76%), methods used to assess risk of bias (62%), the meta-analysis method (e.g. Mantel-Haenszel, inverse
301 variance) used (73%), and summary statistics for each study included in the index meta-analysis (72%).

302 Several items were reported in fewer than 50% of reviews. These included a registration record (38%) or
303 protocol (4%) for the review, the interfaces used to search databases (e.g. Ovid, EBSCOhost) (37%), a
304 search strategy for sources that are not bibliographic databases (17%), number of records retrieved for each
305 database (42%), citation for at least one excluded article (22%), methods of data preparation (e.g. data
306 conversion, calculation of missing statistics) (34%) and the heterogeneity variance estimator used for the
307 index meta-analysis (21%).

308

309 **Sharing of data, analytic code and other review materials in systematic reviews from 2020**

310 In our 2020 sample, 20 systematic reviews (7%) made data files or analytic code underlying the meta-
311 analysis publicly available, which included two reviews (1%) that shared analytic code. All of these reviews
312 shared these data via supplementary files; two reviews additionally hosted data and analytic code in a public
313 repository. The most commonly shared materials were data files used in analyses, such as RevMan (.rm5)
314 files (n=12/20).

315

316 **Changing patterns of reporting between 2014-2020**

317 Of the 300 systematic reviews from 2020, 294 were systematic reviews of health interventions, which we
318 compared with 110 reviews of health interventions from 2014. We determined that 87% of the 294 reviews
319 from 2020 were indexed in MEDLINE; given this high percentage, we consider the comparison with
320 systematic reviews indexed in MEDLINE in 2014 to be appropriate. Compared to the 2014 reviews,
321 systematic reviews indexed in 2020 more frequently cited a reporting guideline (82% vs 29%), were more
322 likely to report a full search strategy for at least one database (72% vs 55%), the total number of records
323 retrieved (100% vs 83%) and data preparation methods (34% vs 15%); 95% CIs for all risk ratios exceeded
324 the upper limit of the equivalence range (Fig 2). For six reporting items, frequencies in both years were
325 similarly high (>90%), leaving little room for improvement. For six other reporting items, frequency of
326 reporting in both years was less than 80% and the estimated differences between years were uncertain as
327 the 95% CIs included the equivalence range (Fig. 2). In a sensitivity analysis excluding Cochrane reviews
328 from both samples (Supplemental data), some existing differences became more pronounced, or 95%
329 confidence intervals narrowed.

330

331 Fig. 2. Frequency of reporting items between systematic reviews indexed in 2014 and 2020

332

333 **Impact of reporting guidelines, journal type and data sharing policies on reporting in systematic** 334 **reviews from 2020**

335 Of the 300 reviews, 245 (82%) reported using a reporting guideline. There was no evidence that such
336 reviews were more completely reported than reviews not using a guideline, as for all reporting items, 95%
337 CIs for the risk ratios crossed the equivalence range (Fig. 3A-B). However, of the 27 reporting items
338 compared, nine were reported at a high frequency (>90%) in both groups, leaving little opportunity for a
339 difference. We conducted a sensitivity analysis by excluding systematic reviews on COVID-19 (n=6) from

340 both groups, but no notable changes were observed (Supplemental data).

341

342 Fig. 3A. Relationship between citation of a reporting guideline and reported items

343 Fig. 3B. Relationship between citation of a reporting guideline and reported items (ctn'd)

344

345 Only 14 systematic reviews from 2020 were published in specialist evidence synthesis journals, including
346 eight Cochrane reviews. Such reviews were reported more completely than reviews published elsewhere,
347 with 95% CIs for risk ratios exceeding the upper limit of the equivalence range for 13 of 28 reporting items
348 compared (Fig. 4A-B). Such items included those that have received limited attention in previous meta-
349 research studies, such as the interface used to search bibliographic databases (79% vs 35%), a search
350 strategy for non-database sources (78% vs 13%), citation for at least one excluded study (64% vs 20%) and
351 availability of data and materials (57% vs 4%).

352

353 Fig. 4A. Relationship between journal type and reported items

354 Fig. 4B. Relationship between journal type and reported items (ctn'd)

355

356 Systematic reviews published in a journal with a mandatory requirement for data sharing or declaration of
357 data availability were more likely than reviews published elsewhere to share any data or materials (18% vs
358 2%) (Fig. 5). Similar findings were observed when comparing between journals with any data-sharing policy
359 (mandatory or not) and journals without one (Supplemental data).

360

361 Fig. 5. Relationship between journal's data sharing requirements and reported items

362

363 **DISCUSSION**

364 Findings from our examination of 300 randomly selected systematic reviews indexed in 2020 indicate
365 suboptimal reporting of several items, such as the reporting of a review protocol (4%) or registration entry
366 (38%), search strategy for all databases (27%), methods of handling data (e.g. imputing missing data, data
367 conversions) (34%) and funding source for the review (72%). Other meta-research studies reported similar
368 frequencies of reporting of review protocols (17%) [6], preregistration records (22%) [6], full search strategies
369 for all databases (14%) [7], handling of missing data (25%) [4], and the funding source for the review (62%)
370 [6]. Some discrepancies in these results can be attributed to differences in assessment criteria and the

371 disciplines studied [34]. In our sample of reviews indexed in 2020, citation of reporting guidelines was
372 common (82%), but there was no evidence that reviews that cited a guideline were reported more completely
373 than reviews that did not, an observation shared by Wayant et al. [4]. We also reported a scarcity of data and
374 code file sharing (7%), which is within the range of previously reported results (0.6%-11%) [4,8,35]. Journals'
375 open data policies were found to have positive impacts on the frequency of sharing certain types of review
376 data and analytic code, which aligns with evaluations of other study designs [36,37].

377

378 **Strengths and limitations**

379 Although this topic has been explored in other meta-research studies [2–8], our study offers several
380 methodological advantages. Firstly, our assessment of reporting captured several recommended reporting
381 items in the PRISMA 2020 statement [38] which have not previously been explored. Secondly, most previous
382 meta-research studies on this topic used the 2009 PRISMA checklist to evaluate reporting [15], in which
383 several reporting items comprise multiple elements (e.g. Item 10 reads “Describe method of data extraction
384 from reports (such as piloted forms, independently, in duplicate) and any processes for obtaining and
385 confirming data from investigators”). Simply recording “reported” for such an item does not clearly distinguish
386 which elements in the item were actually reported. In contrast, the criteria we used to evaluate systematic
387 reviews allowed for a more comprehensive and granular assessment of reporting in systematic reviews.
388 Thirdly, our sample consists of systematic reviews published a few months before the PRISMA 2020
389 statement was released, and thus provides a useful benchmark for future meta-research studies to explore
390 whether changes in reporting occurred after the release of PRISMA 2020. Fourthly, we searched several
391 databases to identify eligible systematic reviews, and our sample was not limited to a specific topic or
392 journal. Fifthly, our study captured not only the frequency of data sharing, but also the type of systematic
393 review data, code and materials being shared. Lastly, we compared our 2020 sample with a 2014 sample
394 that was retrieved and evaluated using the same criteria [9,10] thus minimising the impact of methodological
395 variations.

396 Nonetheless, our study was not without limitations. We used web archives to determine the journal's policies
397 on data sharing prior to 1 November 2020 (i.e. just before the reviews in our sample were indexed in
398 databases), but it was impossible to confirm with certainty the journal data policy that reviewers would have
399 seen at the time of submission of their systematic review. As a cross-sectional study, our results should be
400 viewed as generating hypotheses rather than proving a causal association. Some items were reported by
401 fewer than 50 reviews, which caused uncertainty in interpreting their risk ratios. Despite intending to include

402 systematic reviews of the effects of health, social, behavioural and educational interventions, the vast
403 majority of reviews evaluated the effects of a health intervention. Therefore, our findings are less
404 generalizable to systematic reviews of the other types of interventions. Lastly, our findings do not necessarily
405 generalise to systematic reviews indexed in databases other than the ones we searched, or to systematic
406 reviews written in languages other than English.

407

408 **On reporting of systematic reviews**

409 There are several possible reasons why we observed few notable improvements in reporting between 2014
410 and 2020. Firstly, several items were already reported frequently in 2014 (e.g. reporting of competing
411 interests, eligibility criteria, meta-analytic models, effect estimate for each study), leaving little opportunity for
412 improvement. Secondly, some reporting items we examined have only been recommended for reporting
413 recently (e.g. in the PRISMA 2020 statement published in March 2021) [38], such as search strategy for all
414 databases or availability of data or analytic code. As such, authors of reviews in our study using older
415 reporting guidelines might not have felt compelled to report these details in either 2014 or 2020.

416 Most systematic reviews in 2020 cited a reporting guideline, yet this was not clearly associated with
417 improved reporting for any of the assessed items. This challenges the assumption that referencing a
418 reporting guideline guarantees adherence to the guideline. In reality, other factors could have affected the
419 authors' decision not to report certain items. Firstly, authors might assume that reporting of methods used for
420 one process implies that the same approach was used for another process. For example, we observed
421 among our sample a tendency to report the reviewer arrangement only for screening stage, not the
422 subsequent data collection or risk of bias assessment stages. Secondly, authors might incorrectly assume
423 that the meta-analytic methods can always be deduced from knowing the packages and softwares used, or
424 from reading the forest plot. This is not always the case [39], as different meta-analytic softwares have
425 different options and default settings [40]. Thirdly, some items are difficult to report if the reviewer had not
426 recorded relevant details during the conduct of the review (e.g. number of records excluded, data
427 conversions performed). Fourthly, nearly all of the items reported in less than 50% of reviews, such as the
428 interface used to search databases and meta-analysis method used, are recommended only in the
429 explanation and elaboration document of the 2009 PRISMA statement, so these important elements might
430 have been missed by authors using only the PRISMA checklist to guide reporting. In future, we recommend
431 interviews be conducted with review authors to explore their understanding of reporting guidelines and
432 identify challenges in reporting of reviews. Furthermore, interventions should be developed and evaluated to

433 help improve reporting (such as a computer-based tool to break down the PRISMA reporting
434 recommendations – both those appearing in the main checklist and those in the explanation and elaboration
435 – into digestible steps for first-time reviewers [41,42]) and aid peer reviewers' ability to detect incomplete
436 reporting.

437

438 **On data sharing in systematic reviews**

439 The low rate of data and code sharing can be attributed to several factors. Firstly, the issue of data sharing
440 for systematic reviews has received relatively little attention until recently. A recommendation to report
441 *whether* data, code and other materials are publicly available was only recommended in the PRISMA 2020
442 statement (published in March 2021), while our sample of systematic reviews were published prior to
443 December 2020. Secondly, there has been a rise in percentage of non-Cochrane reviews between 2014-
444 2020. Unlike Cochrane reviews, which are routinely published together with RevMan files containing meta-
445 analysis data, non-Cochrane reviews are not always subjected to data sharing requirement. Third, there are
446 motivational, educational, and technical barriers to data sharing that cannot be sufficiently addressed by data
447 sharing policies, such as lack of technical expertise and time, lack of data management templates to
448 facilitate sharing of review data, concerns about data ownership, fear of criticism and lack of career
449 incentives [43,44]. Some studies have explored these barriers in general academia, but we are uncertain
450 whether researchers in evidence synthesis face all of these barriers or even unidentified barriers unique to
451 systematic reviews and meta-analyses. Future studies in the REPRISE project will explore systematic
452 reviewers' perspectives in order to address these questions [20].

453 Lastly, our findings also highlight the important role of supplementary files or public repositories for data
454 sharing in systematic reviews. Web-based supplementary files and public repositories enable authors to
455 share data and materials necessary to validate the review process while keeping the main article concise
456 and relevant to lay readers [10]. For example, authors can outline in a separate file all database-specific
457 search strategies (e.g. [45]), excluded studies at each stage of screening (e.g. [46]) and complete data for all
458 meta-analyses (e.g. [47]). Data sharing via supplementary files or public repositories is an effective tool to
459 improve reproducibility of systematic reviews and should be made a standard practice. Concerted efforts
460 around data infrastructures, fair use guidelines and a supportive environment are required to make data
461 sharing a standard practice [48–50].

462

463 **CONCLUSION**

464 Incomplete reporting of several recommended items in systematic reviews persists, even in reviews that
465 claim to have followed a reporting guideline. Data sharing policies could be an effective strategy to promote
466 sharing of systematic review data and materials.

467

468 **Copyright**

469 The Corresponding Author has the right to grant on behalf of all authors and does grant on behalf of all
470 authors, an exclusive licence (or non-exclusive for government employees) on a worldwide basis to the BMJ
471 Publishing Group Ltd to permit this article (if accepted) to be published in BMJ editions and any other
472 BMJPGJ products and sublicences such use and exploit all subsidiary rights, as set out in our licence.

473 **Acknowledgement:** Not applicable

474 **Ethics approval:** Not required as this study does not involve human participants or animal subjects

475 **Patient consent:** Not required as this study does not involve human participants

476 **Transparency Declaration:** The lead authors (PYN and MJP) affirm that the manuscript is an honest,
477 accurate, and transparent account of the study being reported; that no important aspects of the study have
478 been omitted; and that any discrepancies from the study as originally planned (and, if relevant, registered)
479 have been explained.

480 **Data availability statement:** All datasets and analytic code can be found on the Open Science Framework
481 (DOI: [10.17605/OSF.IO/JSP9T](https://doi.org/10.17605/OSF.IO/JSP9T)).

482 **Dissemination to participants and related patient and public communities:** We plan to disseminate
483 results of this study at national and international conferences, via seminars and workshops teaching
484 systematic review methods (targeting clinicians, guideline developers, researchers and other stakeholders)
485 and via Twitter.

486 **Competing interests:** All authors have completed the ICMJE uniform disclosure form
487 at <http://www.icmje.org/disclosure-of-interest/> and declare: some authors had support from research
488 institutions (see Funding); no financial relationships with any organisations that might have an interest in the
489 submitted work in the previous three years; no other relationships or activities that could appear to have
490 influenced the submitted work.

491 **Funding:** This research is funded by the Australian Research Council Discovery Early Career Researcher
492 Award (DE200101618), held by MJP; JEM is supported by the National Health and Medical Research
493 Council Career Development Fellowship (APP1143429); DM is supported in part as the University Research
494 Chair, University of Ottawa; NRH is funded by the Alexander von Humboldt Experienced Researcher
495 Fellowship; DGH is supported by the Australian Commonwealth Government Research Training Program
496 Scholarship; RK is supported by the Monash Graduate Scholarship and the Monash International Tuition
497 Scholarship. The funders had no role in the study design, decision to publish, or preparation of the
498 manuscript.

499 **Contributors**

500 The corresponding author attests that all listed authors meet authorship criteria and that no others meeting
501 the criteria have been omitted.

502 P-YN: Data Curation, Formal Analysis, Investigation, Methodology, Writing – Original Draft Preparation

503 RK, ZA, SM: Investigation, Writing – Review & Editing

504 JEM: Conceptualization, Supervision, Validation, Writing – Review & Editing

505 SEB, NRH, DGH, SK DM, SN, DN, PT, VAW: Writing – Review & Editing

506 MJP: Conceptualization, Funding Acquisition, Methodology, Supervision, Writing – Review & Editing

507 **Provenance and peer review:** Not commissioned; externally peer reviewed

508 **A CC BY licence is required.**

509

510 **Supplemental data**

511 S1 Appendix: Deviations from protocol

512 S2 Appendix: Eligibility criteria for study inclusion

513 S3 Appendix: Search strategy

514 S4 Appendix: Data extraction form

515 S5 Appendix: List of journals and their policies

516 S6 Appendix: Comparison between reviews of health interventions in 2014 vs 2020

517 S7 Appendix: STROBE statement checklist

518 Figure S1: Sensitivity analysis – Frequency of reporting items between systematic reviews published in 2014
519 and 2020

520 Figure S2A: Sensitivity analysis – Relationship between citation of reporting guidelines and reported items

521 Figure S2B: Sensitivity analysis – Relationship between citation of reporting guidelines and reported items

522 (ctn'd)

523 Figure S3: Relationship between journal's presence of a data sharing policy and reported items

524 REFERENCE

- 525 1 Hoffmann F, Allers K, Rombey T, *et al.* Nearly 80 systematic reviews were published each day: Observational
526 study on trends in epidemiology and reporting over the years 2000-2019. *J Clin Epidemiol* 2021;**138**:1–11.
527 doi:10.1016/j.jclinepi.2021.05.022
- 528 2 Cullis PS, Gudlaugsdottir K, Andrews J. A systematic review of the quality of conduct and reporting of
529 systematic reviews and meta-analyses in paediatric surgery. *PLoS One*. 2017;**12**.
530 doi:10.1371/journal.pone.0175213
- 531 3 Peters JPM, Hoofst L, Grolman W, *et al.* Reporting quality of systematic reviews and meta-analyses of
532 otorhinolaryngologic articles based on the PRISMA statement. *PLoS One* 2015;**10**.
533 doi:10.1371/journal.pone.0136540
- 534 4 Wayant C, Page MJ, Vassar M. Evaluation of Reproducible Research Practices in Oncology Systematic
535 Reviews With Meta-analyses Referenced by National Comprehensive Cancer Network Guidelines. *JAMA*
536 *Oncol* 2019;**5**:1550–5. doi:10.1001/JAMAONCOL.2019.2564
- 537 5 Zhu Y, Fan L, Zhang H, *et al.* Is the best evidence good enough: Quality assessment and factor analysis of
538 meta-analyses on depression. *PLoS One* 2016;**11**. doi:10.1371/journal.pone.0157808
- 539 6 López-Nicolás R, López-López JA, Rubio-Aparicio M, *et al.* A meta-review of transparency and
540 reproducibility-related reporting practices in published meta-analyses on clinical psychological interventions
541 (2000–2020). *Behav Res Methods* 2022;**54**:334–49. doi:10.3758/s13428-021-01644-z
- 542 7 Koffel JB, Rethlefsen ML. Reproducibility of Search Strategies Is Poor in Systematic Reviews Published in
543 High-Impact Pediatrics, Cardiology and Surgery Journals: A Cross-Sectional Study. *PLoS One*
544 2016;**11**:e0163309. doi:10.1371/JOURNAL.PONE.0163309
- 545 8 Polanin JR, Hennessy EA, Tsuji S. Transparency and Reproducibility of Meta-Analyses in Psychology: A
546 Meta-Review. *Perspectives on Psychological Science*. 2020;**15**:1026–41. doi:10.1177/1745691620906416
- 547 9 Page MJ, Shamseer L, Altman DG, *et al.* Epidemiology and Reporting Characteristics of Systematic Reviews of
548 Biomedical Research: A Cross-Sectional Study. *PLoS Med* 2016;**13**:e1002028.
549 doi:10.1371/JOURNAL.PMED.1002028
- 550 10 Page MJ, Altman DG, Shamseer L, *et al.* Reproducible research practices are underused in systematic reviews
551 of biomedical interventions. *J Clin Epidemiol*. 2018;**94**:8–18. doi:10.1016/j.jclinepi.2017.10.017
- 552 11 Moher D, Liberati A, Tetzlaff J, *et al.* Preferred Reporting Items for Systematic Reviews and Meta-Analyses:
553 The PRISMA Statement. *PLoS Med* 2009;**6**:e1000097. doi:10.1371/JOURNAL.PMED.1000097
- 554 12 Caulley L, Cheng W, Catalá-López F, *et al.* Citation impact was highly variable for reporting guidelines of
555 health research: a citation analysis. *J Clin Epidemiol* 2020;**127**:96–104. doi:10.1016/J.JCLINEPI.2020.07.013
- 556 13 Page MJ, McKenzie JE, Bossuyt PM, *et al.* Mapping of reporting guidance for systematic reviews and meta-
557 analyses generated a comprehensive item bank for future reporting guidelines. *J Clin Epidemiol* 2020;**118**:60–8.
558 doi:10.1016/j.jclinepi.2019.11.010
- 559 14 Page MJ, McKenzie JE, Bossuyt PM, *et al.* The PRISMA 2020 statement: an updated guideline for reporting
560 systematic reviews. *BMJ* 2021;**372**. doi:10.1136/BMJ.N71
- 561 15 Page MJ, Moher D. Evaluations of the uptake and impact of the Preferred Reporting Items for Systematic
562 reviews and Meta-Analyses (PRISMA) Statement and extensions: a scoping review. *Syst Rev* 2017;**6**.

- 563 doi:10.1186/S13643-017-0663-8
- 564 16 Mayo-Wilson E, Li T, Fusco N, *et al.* Practical guidance for using multiple data sources in systematic reviews
565 and meta-analyses (with examples from the MUDS study). *Res Synth Methods* 2018;**9**:2.
566 doi:10.1002/JRSM.1277
- 567 17 Wolfenden L, Grimshaw J, Williams CM, *et al.* Time to consider sharing data extracted from trials included in
568 systematic reviews. *Syst Rev* 2016;**5**. doi:10.1186/s13643-016-0361-y
- 569 18 Lakens D, Hilgard J, Staaks J. On the reproducibility of meta-analyses: six practical recommendations. *BMC*
570 *Psychology* 2016 *4:1* 2016;**4**:1–10. doi:10.1186/S40359-016-0126-3
- 571 19 Page MJ, Nguyen P-Y, Hamilton DG, *et al.* Data and code availability statements in systematic reviews of
572 interventions were often missing or inaccurate: a content analysis. *J Clin Epidemiol* 2022;**147**:1–10.
573 doi:10.1016/J.JCLINEPI.2022.03.003
- 574 20 Page MJ, Moher D, Fidler FM, *et al.* The REPRISE project: protocol for an evaluation of REProducibility and
575 Replicability In Syntheses of Evidence. *Systematic Reviews* 2021 *10:1* 2021;**10**:1–13. doi:10.1186/S13643-021-
576 01670-0
- 577 21 World Health Organization. Basic documents, 49th edition (including amendments adopted up to 31 May
578 2019). Geneva: 2020.
- 579 22 Veritas Health Innovation. Covidence Systematic Review Software, Melbourne Australia. 2020.
- 580 23 Harris PA, Taylor R, Thielke R, *et al.* Research electronic data capture (REDCap)-A metadata-driven
581 methodology and workflow process for providing translational research informatics support. *J Biomed Inform*
582 2009;**42**:377–81. doi:10.1016/j.jbi.2008.08.010
- 583 24 Fantini D. easyPubMed: Search and Retrieve Scientific Publication Records from PubMed. 2019.
- 584 25 R Core Team. R: A language and environment for statistical computing. 2013.
- 585 26 Liberati A, Altman DG, Tetzlaff J, *et al.* The PRISMA statement for reporting systematic reviews and meta-
586 analyses of studies that evaluate healthcare interventions: explanation and elaboration. *BMJ* 2009;**339**.
587 doi:10.1136/BMJ.B2700
- 588 27 Aragon TJ, Fay MP, Wollschlaeger D, *et al.* Package ‘epitools’. 2020.<http://www>. (accessed 1 Jul 2022).
- 589 28 Firth D. Bias reduction of maximum likelihood estimates. *Biometrika* 1993;**80**:27–38.
590 doi:10.1093/BIOMET/80.1.27
- 591 29 Doerken S, Avalos M, Lagarde E, *et al.* Penalized logistic regression with low prevalence exposures beyond
592 high dimensional settings. *PLoS One* 2019;**14**:e0217057. doi:10.1371/JOURNAL.PONE.0217057
- 593 30 Heinze G, Schemper M. A solution to the problem of separation in logistic regression. *Stat Med* 2002;**21**:2409–
594 19. doi:10.1002/SIM.1047
- 595 31 Ranganathan P, Aggarwal R, Pramesh CS. Common pitfalls in statistical analysis: Odds versus risk. *Perspect*
596 *Clin Res* 2015;**6**:222. doi:10.4103/2229-3485.167092
- 597 32 Johnston A, Kelly SE, Hsieh SC, *et al.* Systematic reviews of clinical practice guidelines: a methodological
598 guide. *J Clin Epidemiol* 2019;**108**:64–76. doi:10.1016/j.jclinepi.2018.11.030
- 599 33 Abbott R, Bethel A, Rogers M, *et al.* Characteristics, quality and volume of the first 5 months of the COVID-19
600 evidence synthesis infodemic: a meta-research study. *BMJ Evid Based Med* 2021;**0**. doi:10.1136/BMJEBM-
601 2021-111710
- 602 34 Hensel PG. Reproducibility and replicability crisis: How management compares to psychology and economics –

- 603 A systematic review of literature. *European Management Journal* 2021;**39**:577–94.
604 doi:10.1016/J.EMJ.2021.01.002
- 605 35 Alsheikh-Ali AA, Qureshi W, Al-Mallah MH, *et al.* Public Availability of Published Research Data in High-
606 Impact Journals. *PLoS One* 2011;**6**:e24357. doi:10.1371/JOURNAL.PONE.0024357
- 607 36 Hardwicke TE, Mathur MB, MacDonald K, *et al.* Data availability, reusability, and analytic reproducibility:
608 evaluating the impact of a mandatory open data policy at the journal Cognition. *R Soc Open Sci* 2018;**5**.
609 doi:10.1098/RSOS.180448
- 610 37 Piwowar HA, Chapman WW. A review of journal policies for sharing research data. *Open Scholarship:
611 Authority, Community, and Sustainability in the Age of Web 2.0 - Proceedings of the 12th International
612 Conference on Electronic Publishing, ELPUB 2008* 2008;;1–14. doi:10.1038/NPRE.2008.1700.1
- 613 38 Page MJ, Moher D, Bossuyt PM, *et al.* PRISMA 2020 explanation and elaboration: Updated guidance and
614 exemplars for reporting systematic reviews. *The BMJ* 2021;**372**. doi:10.1136/bmj.n160
- 615 39 Schriger DL, Altman DG, Vetter JA, *et al.* Forest plots in reports of systematic reviews: a cross-sectional study
616 reviewing current practice. *Int J Epidemiol* 2010;**39**:421–9. doi:10.1093/IJE/DYP370
- 617 40 Bax L, Yu LM, Ikeda N, *et al.* A systematic comparison of software dedicated to meta-analysis of causal
618 studies. *BMC Med Res Methodol* 2007;**7**:40. doi:10.1186/1471-2288-7-40
- 619 41 Barnes C, Boutron I, Giraudeau B, *et al.* Impact of an online writing aid tool for writing a randomized trial
620 report: the COBWEB (Consort-based WEB tool) randomized controlled trial. *BMC Med* 2015;**13**.
621 doi:10.1186/S12916-015-0460-Y
- 622 42 Blanco D, Altman D, Moher D, *et al.* Scoping review on interventions to improve adherence to reporting
623 guidelines in health research. *BMJ Open* 2019;**9**:e026589. doi:10.1136/BMJOPEN-2018-026589
- 624 43 Van Panhuis WG, Paul P, Emerson C, *et al.* A systematic review of barriers to data sharing in public health.
625 *BMC Public Health* 2014;**14**:1–9. doi:10.1186/1471-2458-14-1144
- 626 44 Zhu Y. Open-access policy and data-sharing practice in UK academia. *J Inf Sci* 2020;**46**:41–52.
627 doi:10.1177/0165551518823174
- 628 45 Saeteaw M, Sanguanboonyaphong P, Yoodee J, *et al.* Efficacy and safety of pharmacological cachexia
629 interventions: systematic review and network meta-analysis. *BMJ Support Palliat Care* 2021;**11**:75–85.
630 doi:10.1136/BMJSPCARE-2020-002601
- 631 46 Bidjan D, Sallmann R, Eliades T, *et al.* Orthopedic Treatment for Class II Malocclusion with Functional
632 Appliances and Its Effect on Upper Airways: A Systematic Review with Meta-Analysis. *J Clin Med* 2020;**9**:1–
633 18. doi:10.3390/JCM9123806
- 634 47 Hill J, Hoyt J, van Eijk AM, *et al.* Factors affecting the delivery, access, and use of interventions to prevent
635 malaria in pregnancy in sub-Saharan Africa: a systematic review and meta-analysis. *PLoS Med* 2013;**10**.
636 doi:10.1371/JOURNAL.PMED.1001488
- 637 48 Wilkinson MD, Dumontier M, Aalbersberg IJ, *et al.* The FAIR Guiding Principles for scientific data
638 management and stewardship. *Scientific Data* 2016 *3:1* 2016;**3**:1–9. doi:10.1038/sdata.2016.18
- 639 49 Downs RR. Improving opportunities for new value of open data: Assessing and certifying research data
640 repositories. *Data Sci J* 2021;**20**:1–11. doi:10.5334/DSJ-2021-001/METRICS/
- 641 50 Woods HB, Pinfield S, Neylon C, *et al.* Incentivising research data sharing: a scoping review. *Wellcome Open
642 Research* 2022 *6:355* 2022;**6**:355. doi:10.12688/wellcomeopenres.17286.2

643
644

645 **Table 1. Items for data collection and data sources (see S4 Appendix for further details)**
646

Source	Data items
Systematic review*	<p><u>General characteristics of the systematic review</u></p> <p>Title; journal name; corresponding author’s country; source of funding for the review; conflicts of interest of review authors; number of studies included in the review; types of participants and interventions investigated.</p> <p><u>Reporting characteristics of the systematic review</u></p> <p>Whether a reporting guideline was cited; whether a protocol or registration record for the review was cited; whether eligibility criteria for participants, interventions, comparators, outcomes and study designs were reported; what details of the search methods were reported (including which databases, the interface used to search them, the years of coverage, date of the search, and whether a full Boolean search logic – using operators such as ‘AND’, ‘OR’, ‘NOT’ – was reported); what method of study selection, data collection and risk of bias assessment authors reported using; what software (and packages) authors reported using; whether the number of records yielded by the searches were reported overall and for each database; whether any full text articles excluded from the review were cited.</p> <p><u>Reporting characteristics of the index (first reported) meta-analysis</u></p> <p>Outcome domain investigated; number of included studies; effect measure used; whether methods required to prepare data for meta-analysis were reported; whether the meta-analysis model used was reported; whether the meta-analysis method used was reported; whether the between-study (heterogeneity) variance estimator used was reported; whether summary statistics for each included study were reported; whether effect estimates and measures of precision for each included study were reported.</p> <p><u>Sharing characteristics of the systematic review</u></p> <p>Whether a data or code availability statement appeared in the review; which types of files were made publicly accessible either as a supplementary file or uploaded to a repository (e.g. files containing data used in all analyses, analytic code used to generate results, files containing citations of all records that were screened and excluded); whether files shared had a persistent identifier (e.g. DOI) or license (e.g. CC-BY) applied to them</p>
Journal website	<p>Journal name; whether the journal only publishes evidence syntheses (i.e. systematic reviews and their protocols); whether the journal has a data or code sharing policy, or both; whether sharing data and/or issuing a Data Availability Statement is mandatory for systematic reviews published by the journal</p>

647 *Includes the main report and any supplementary file(s), and the review protocol (if the authors specified that
648 the relevant information was contained therein)

649 **Table 2. Descriptive characteristics of systematic reviews indexed in 2020**

Item	Median (IQR) or frequency (%)
Number of databases searched	4 (3-5)
Number of studies included in review	12 (8-21)
Number of studies in index meta-analysis	6 (4-10)
Country of corresponding author	
China	96/300 (32)
USA	31/300 (10)
UK	24/300 (8)
Other	149/300 (50)
Source of funding	
Non-profit	112/300 (37)
For-profit	3/300 (1)
Both for-profit and non-profit	3/300 (1)
No funding	97/300 (32)
Not reported	85/300 (28)
Conflict of interest	
Present	30/300 (10)
Not present	251/300 (84)
Not declared	19/300 (6)
ICD-11 category investigated	
Endocrine, nutritional or metabolic diseases	36/300 (12)
Diseases of the digestive system	36/300 (12)
Diseases of the musculoskeletal system or connective tissue	35/300 (12)
Diseases of the circulatory system	30/300 (10)
Other	198/300 (66)
Type(s) of intervention	
Pharmacological	102/300 (34)
Non-pharmacological	189/300 (63)
Both	9/300 (3)
Area(s) of intervention	
Health	294/300 (98)
Behavioural	28/300 (9)
Educational	4/300 (1)
Social	5/300 (2)
Citing a reporting guideline	245/300 (82)
Reporting of the review process	
Protocol/registration record cited	
Both protocol and registration record cited	1/300 (<0.5)
Only a protocol cited	13/300 (4)
Only a registration record cited	112/300 (37)
Neither	174/300 (58)
Eligibility criteria stated	
Participants	275/300 (92)

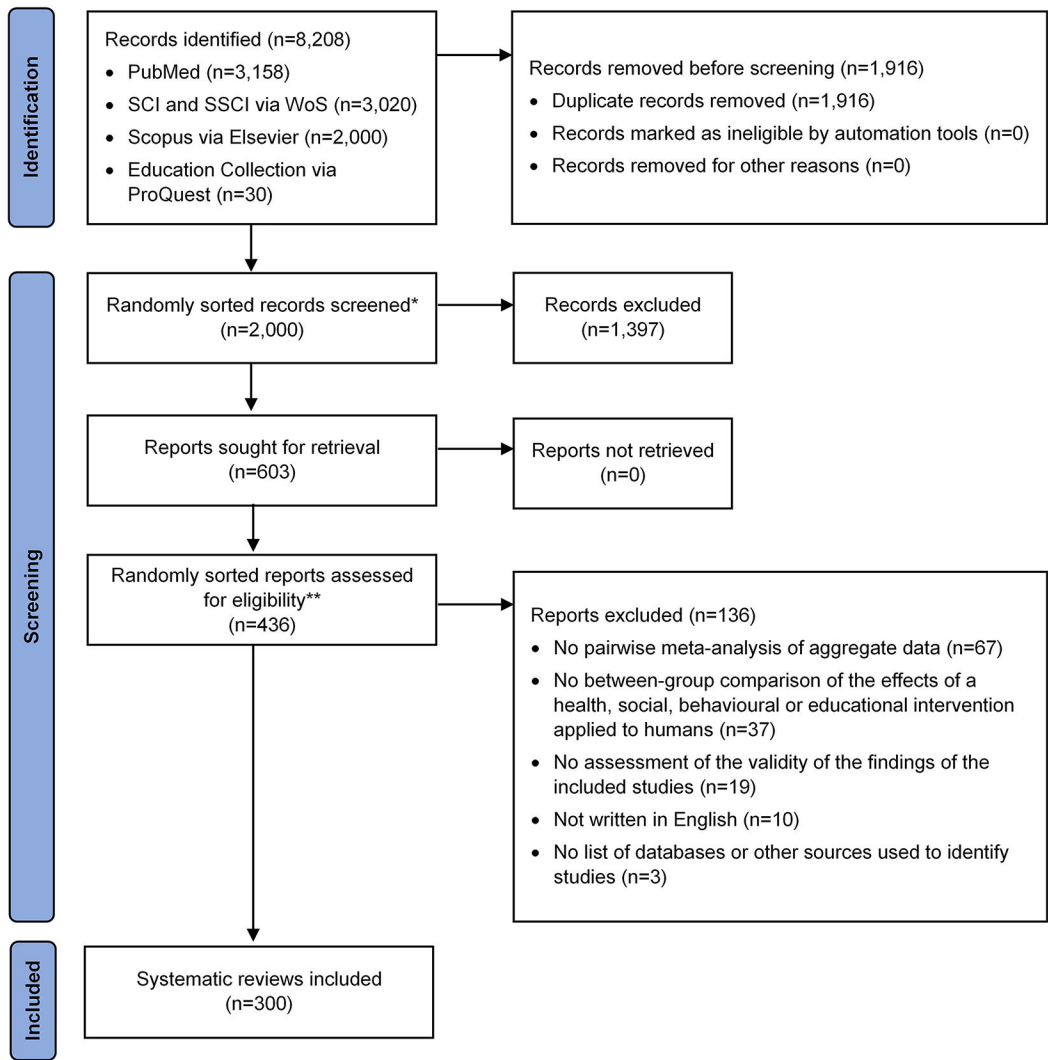
Item	Median (IQR) or frequency (%)
Interventions/Exposures	296/300 (99)
Comparators	267/300 (89)
Outcomes	298/300 (99)
Study design	278/300 (93)
Type(s) of eligible study design	
Randomised studies	168/278 (60)
Non-randomised studies	20/278 (7)
Both	90/278 (32)
Search interface reported (e.g. Ovid for MEDLINE)	
For all databases	76/300 (25)
For some databases	36/300 (12)
Not reported	188/300 (63)
Dates of coverage of databases reported	
Both exact start and end dates	136/300 (45)
Both start and end dates but not as exact dates (e.g. "from inception to May 2020")	105/300 (35)
Only start or end date	50/300 (17)
Not reported	9/300 (3)
Exact last date of search reported [#]	72/300 (24)
Search strategy for databases reported	
Boolean logic for all databases	81/300 (27)
Boolean logic for some databases	133/300 (44)
List of MeSH & free text terms only	12/300 (4)
List of MeSH terms only	8/300 (3)
List of free text terms only	59/300 (20)
Not reported	7/300 (2)
Trials register searched	64/300 (21)
Other electronic sources searched	102/300 (34)
Search strategy for trial register/other sources reported	24/140 (17)
Method of screening	
All studies screened by at least 2 authors	196/300 (65)
At least 2 authors were involved in either titles/abstracts or full-text screening, but unclear for the other step	22/300 (7)
Different methods were applied for titles/abstracts and full-text screening	7/300 (2)
All studies screened by 1 author and a subset by another author	4/300 (1)
All studies screened by 1 author with the use of an automation tool	0/300 (0)
All studies screened by 1 author only	4/300 (1)
Not reported	67/300 (22)
Method of data collection	
All data collected by 2 authors	208/300 (69)
All data collected by 1 author with verification by another	16/300 (5)
All data collected by 1 author only	4/300 (1)
Other arrangements	1/300 (<0.5)
Not reported	71/300 (24)

Item	Median (IQR) or frequency (%)
Method of ROB assessment	
All studies assessed by 2 authors	173/300 (58)
All studies assessed by 1 author with verification by another	7/300 (2)
All studies assessed by 1 author only	5/300 (2)
Not reported	115/300 (38)
ROB assessment reported for each study	231/300 (77)
Total records retrieved reported	300/300 (100)
Records retrieved per database reported	126/300 (42)
Software(s) used for meta-analysis	
Review Manager	189/300 (63)
Stata	73/300 (24)
R	33/300 (11)
Comprehensive Meta-Analysis	27/300 (9)
Other	13/300 (4)
SPSS	4/300 (1)
SAS	1/300 (<0.5)
Not reported	3/300 (1)
Software details reported	
Both analysis package and software version reported	28/297 (9)
Only analysis package reported	8/297 (3)
Only software version reported	242/297 (81)
Neither	19/297 (6)
At least 1 excluded article cited	65/300 (22)
Index meta-analysis	
Measure of effect used	
Risk ratio	72/300 (24)
Odds ratio	71/300 (24)
Hazard ratio	13/300 (4)
Risk difference	3/300 (1)
Mean difference	76/300 (25)
Standardised mean difference	63/300 (21)
Other	2/300 (1)
Method of data preparation reported	101/300 (34)
Meta-analysis model reported (e.g. fixed-effects, random-effects)	294/300 (98)
Meta-analysis method reported (e.g. Mantel-Haenszel, inverse variance)	218/300 (73)
Heterogeneity variance estimator reported (e.g. DerSimonian-Laird)	50/235 (21)
Summary statistics reported for each study	215/300 (72)
Effect estimate and measure of precision reported for each study	288/300 (96)
Sharing of data and materials used in analyses	
Data/code availability statement present	93/300 (31)
Types of data shared	
Unprocessed extracted data	9/300 (3)
Data conversions performed	1/300 (<0.5)

Item	Median (IQR) or frequency (%)
Data used in analyses	12/300 (4)
Analytic code	2/300 (1)
Citations of all screened studies	2/300 (1)
Metadata of shared files	1/300 (<0.5)
Any of the above	20/300 (7)
Method(s) of sharing	
Supplementary files	20/20 (100)
Open-access repository	1/20 (5)
Institutional repository	1/20 (5)
DOI cited for shared data	2/2 (100)
License stated for shared data	2/2 (100)
Journal that publishes the review	
Specialised in evidence syntheses (e.g. Cochrane Database of Systematic Reviews)	14/300 (5)
Data policy stated in guideline for authors	199/300 (66)
Sharing of data and/or analytic code is encouraged, but it is not mandatory for publication in the journal, and a Data Availability Statement is not required.	112/199 (56)
Sharing data and/or analytic code is not mandatory for publication of systematic reviews, but a Data Availability Statement, which contains links to shared data or reasons for not sharing data, must be provided.	51/199 (26)
Sharing data and/or analytic code is a condition of publication of systematic reviews by the journal.	36/199 (18)

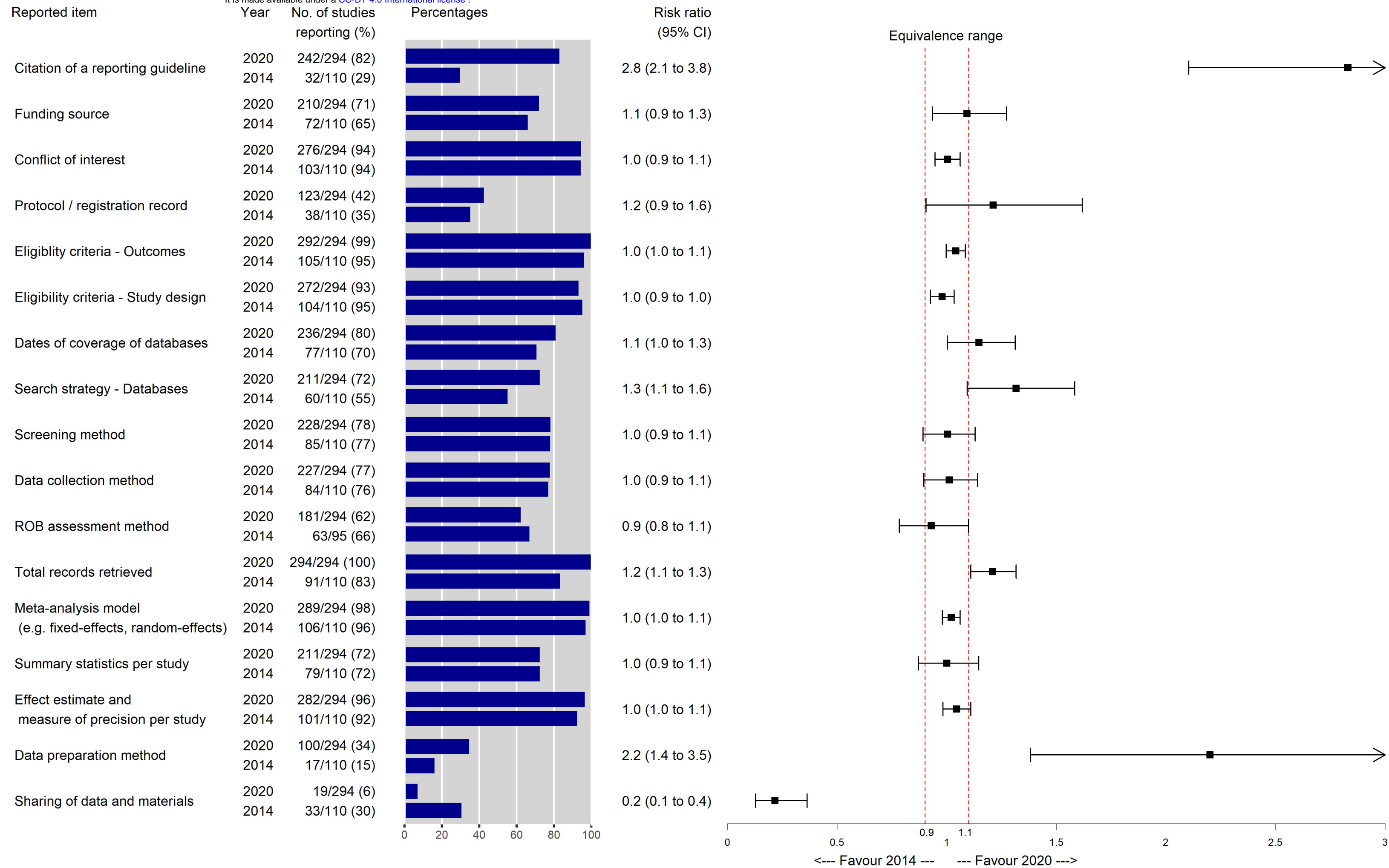
650
651
652

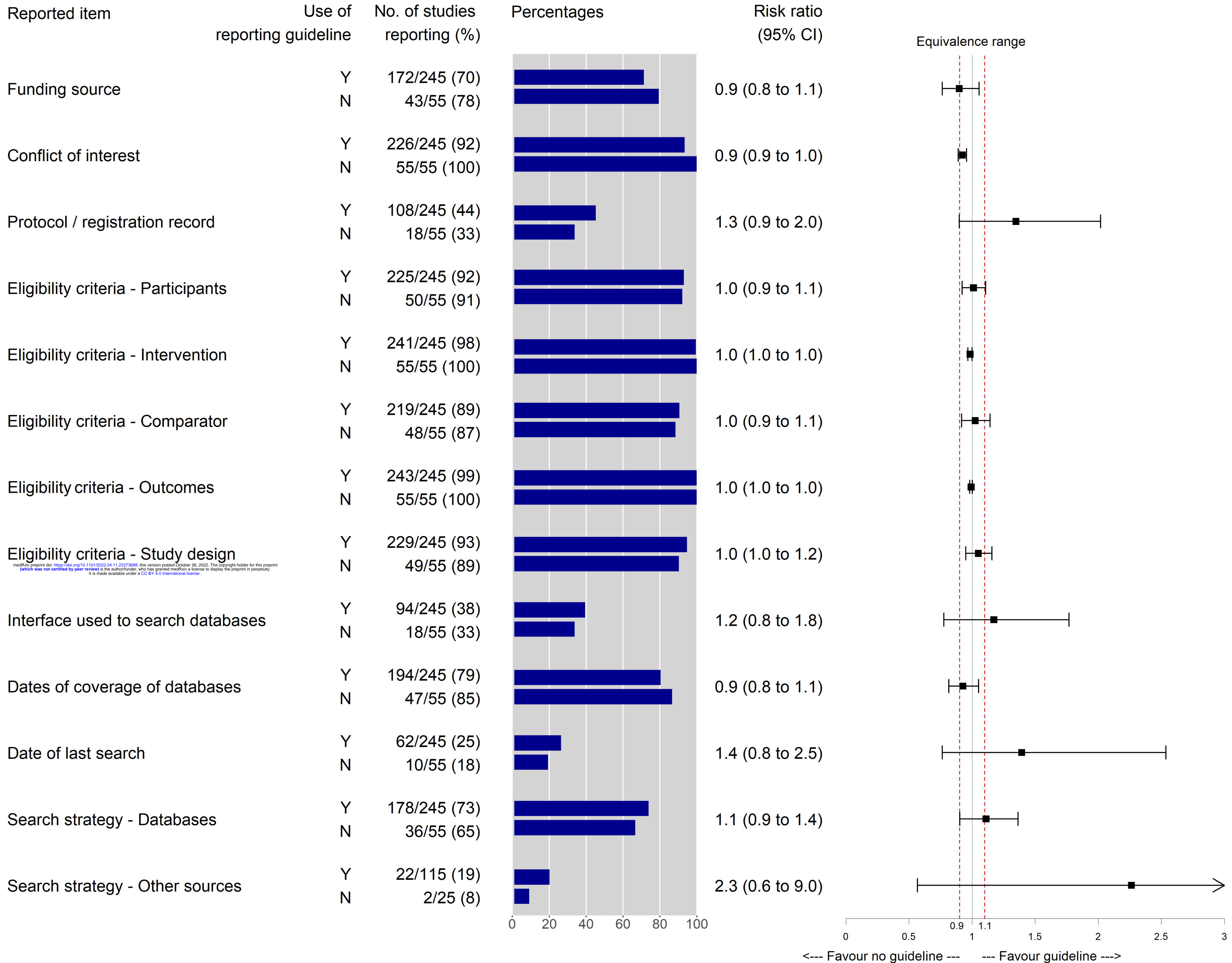
*We additionally recorded whether the author confirmed the date of the last search, which, in practice, may or may not be the same as from the end date of the search range.

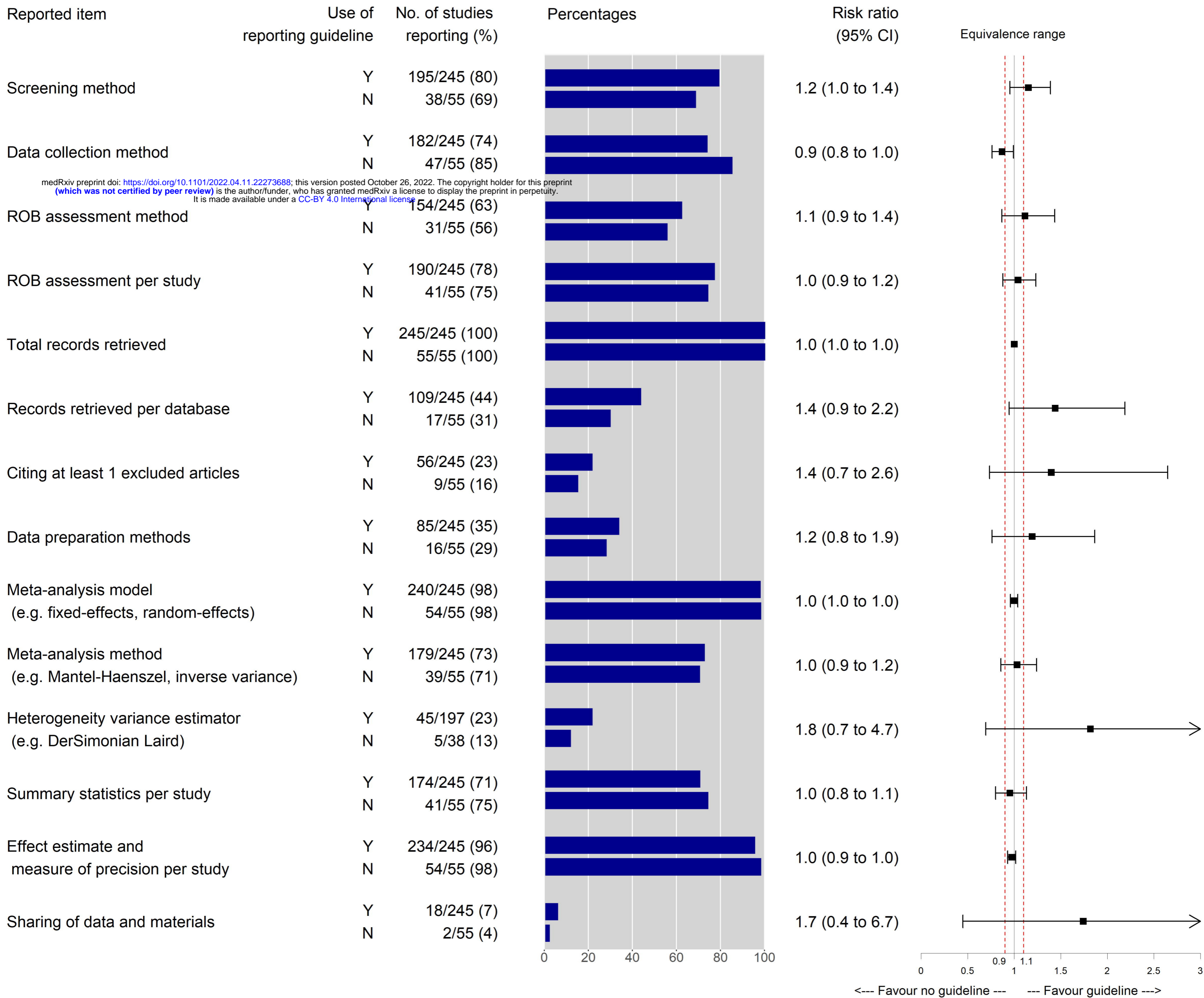


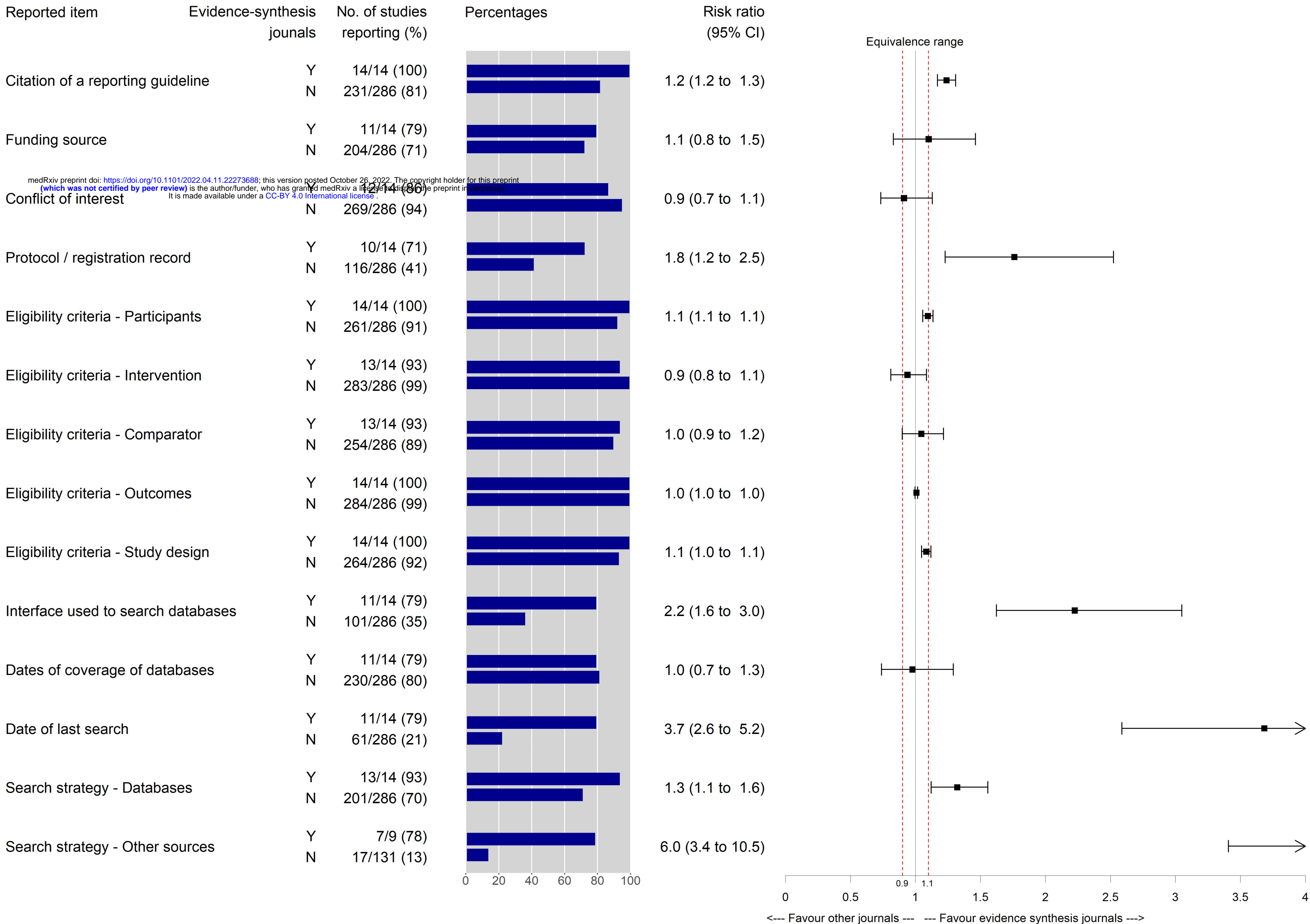
*There were 6,292 unique records after duplicates were removed, but we only needed to screen the first 2000 randomly sorted records to reach our target sample size.

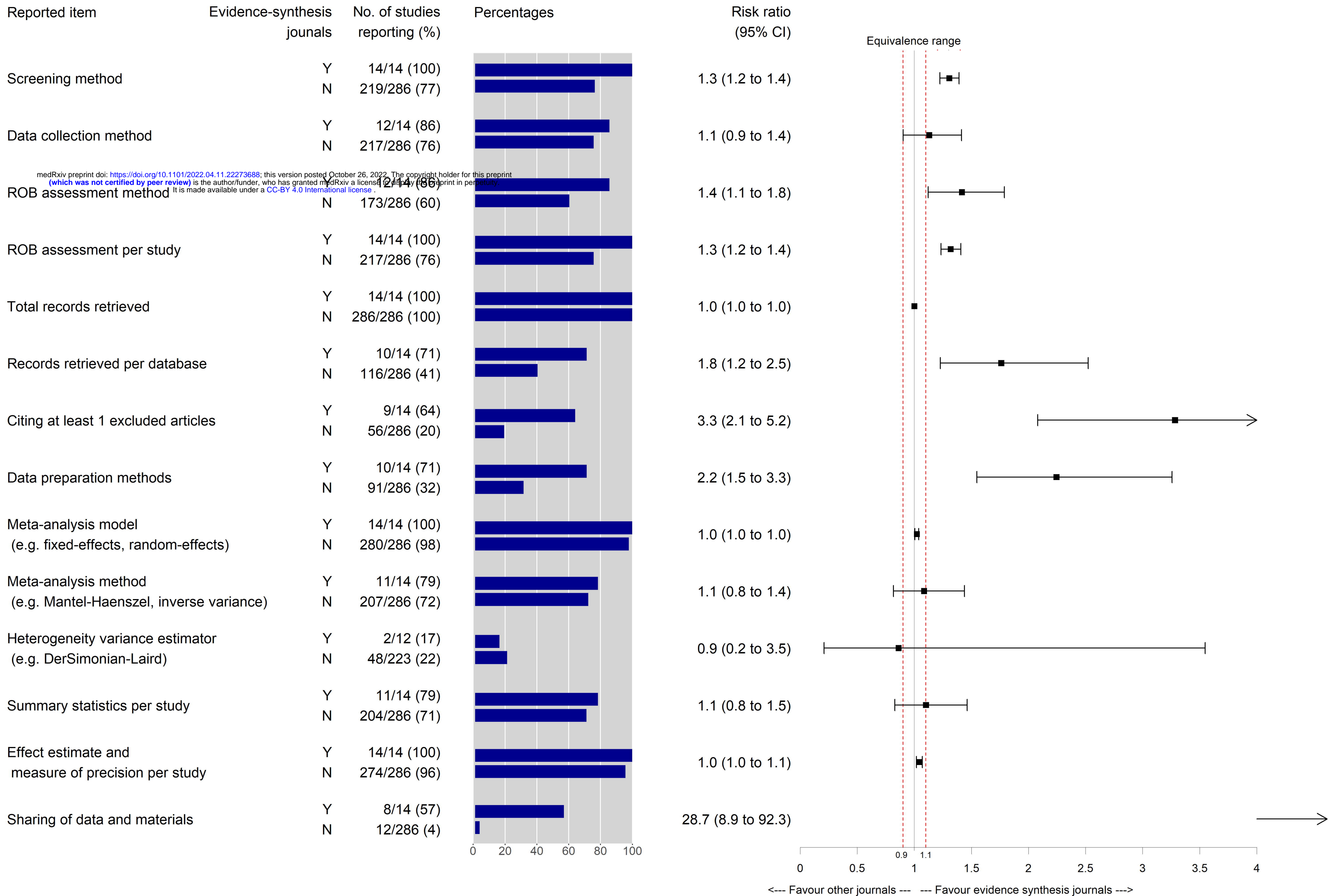
**We only needed to screen the first 436 of the 603 full text reports retrieved to reach our target sample size.



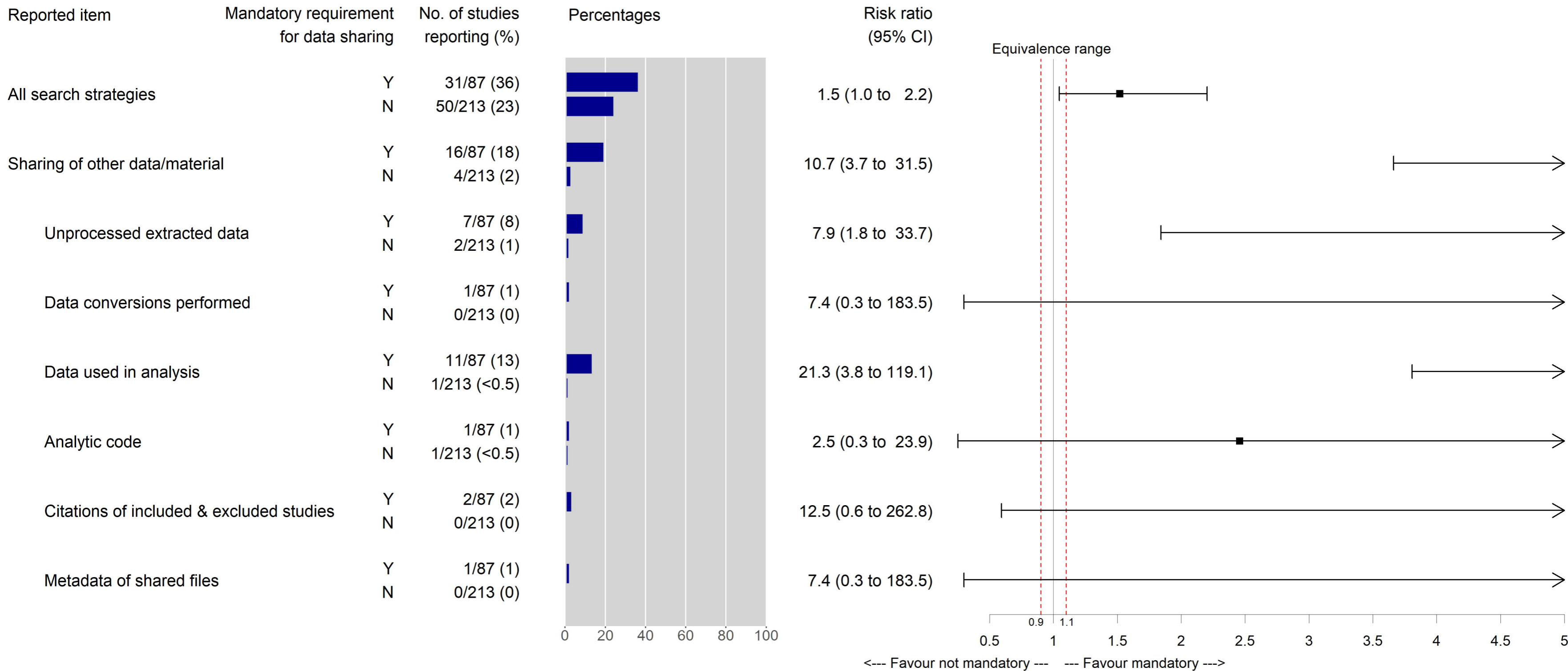








medRxiv preprint doi: <https://doi.org/10.1101/2022.04.11.22273688>; this version posted October 26, 2022. The copyright holder for this preprint (which was not certified by peer review) is the author/funder, who has granted medRxiv a license to display the preprint in perpetuity. It is made available under a [CC-BY 4.0 International license](https://creativecommons.org/licenses/by/4.0/).



Note: Mandatory requirements refer to a mandatory instruction for sharing of data and materials, or in the absence of such data, a Data Availability Statement stating why data was not shared and whether data is available upon request.