

1 **Faster, higher, stronger – together? A bibliometric analysis of author**  
2 **distribution in top medical education journals**

3  
4  
5  
6  
7  
8

Dawit Wondimagegn,<sup>1\*</sup> Cynthia Whitehead,<sup>2,3,4\*</sup> Carrie Cartmill<sup>2</sup>, Eloy Rodrigues,<sup>5</sup> Antónia Correia,<sup>5</sup> Tiago Salessi Lins<sup>6</sup>, Manuel João Costa<sup>7\*\*</sup>

- 9 <sup>1</sup> College of Health Sciences, Addis Ababa University, Addis Ababa, Ethiopia  
10  
11 <sup>2</sup> The Wilson Centre, Temerty Faculty of Medicine, University of Toronto and University Health  
12 Network, Toronto, Canada  
13  
14 <sup>3</sup> Department of Family and Community Medicine, University of Toronto, Toronto, Canada  
15  
16 <sup>4</sup> Women’s College Hospital, Toronto, Canada  
17  
18 <sup>5</sup> Documentation and Library Services, University of Minho, Braga, Portugal  
19  
20 <sup>6</sup> Department of Health Promotion, Federal University of Paraiba, Paraiba, Brazil  
21  
22 <sup>7</sup> School of Medicine, University of Minho, Braga, Portugal

23  
24  
25  
26  
27  
28  
29  
30  
31  
32  
33  
34

\* Co-First Authors

\*\* Corresponding Author

Address: School of Medicine, Campus of Gualtar, University of Minho, 4710-057 Braga, Portugal;

Email: [mmcosta@med.uminho.pt](mailto:mmcosta@med.uminho.pt);

Phone: 351-253-601-191

## FASTER, HIGHER, STRONGER – TOGETHER?

### 35 **Abstract**

36 Introduction: Medical education and medical education research are growing industries that  
37 have become increasingly globalized. Recognition of the colonial foundations of medical  
38 education has led to a growing focus on issues of equity, absence, and marginalization. One  
39 area of absence that has been under-explored is that of published voices from low- and middle-  
40 income countries. We undertook a bibliometric analysis of five top medical education journals  
41 to determine which countries were absent and which countries were represented in prestigious  
42 first and last authorship positions.

43 Methods: Web of Science was searched for all articles and reviews published between 2012 and  
44 2018 within *Academic Medicine*, *Medical Education*, *Advances in Health Sciences Education*,  
45 *Medical Teacher*, and *BMC Medical Education*. Country of origin was identified for first and last  
46 author of each publication, and the number of publications originating from each country were  
47 counted.

48 Results: Our analysis revealed a dominance of first and last authors from five countries: USA,  
49 Canada, United Kingdom, Netherlands, and Australia. Authors from these five countries had  
50 first or last authored 74% of publications. Of the 195 countries in the world, 53% were not  
51 represented by a single publication. There was a slight increase in the percentage of  
52 publications from outside of these five countries from 22% in 2012 to 29% in 2018.

53 Conclusion: The dominance of wealthy nations within spaces that claim to be international is a  
54 finding that requires attention. We draw upon analogies from modern Olympic sport and our  
55 own collaborative research process to show how academic publishing continues to be a  
56 colonized space that advantages those from wealthy and English-speaking countries.

FASTER, HIGHER, STRONGER – TOGETHER?

57

58 **Key words**

59 bibliometrics; medical education research; anticoloniality; Global North dominance;

60 bibliodiversity

61

62

FASTER, HIGHER, STRONGER – TOGETHER?

63 **Key messages**

64 **What is already known on this topic**

65 - Authors from a small number of high income countries are over-represented in published  
66 journal articles on medical education.

67

68 **What this study adds**

69 - This study shows that almost three-quarters of first and last authorship positions in several  
70 prominent medical education journals are held by authors from only five countries: USA,  
71 Canada, UK, Netherlands, Australia.

72 - Authors from low- and middle-income countries, and from countries where English is not the  
73 dominant language, are under-represented in prestigious first and last authorship positions  
74 within the medical education literature.

75 - As a field that claims to be international in scope, perspectives from outside of these five  
76 dominant countries are under-represented, limiting the breadth of views that make up the field  
77 of medical education.

78

79 **How this study might affect research, practice or policy**

80 - This study provides support for academics, academic institutions, and academic publishers in  
81 establishing policies that prioritize the inclusion of authors from low- and middle-income  
82 countries and from countries in which English is not the dominant language.

83 -Explicitly including descriptions of the ways research teams address potential power

84 imbalances in research studies that involve collaboration between HIC and LMIC authors, as

## FASTER, HIGHER, STRONGER – TOGETHER?

85 well as fluent English and less-fluent English speakers in English language publications may  
86 allow further development of more inclusive models of international research collaboration.  
87

## FASTER, HIGHER, STRONGER – TOGETHER?

### 88 **Introduction**

89 The global need for well-educated doctors, and other health professionals, who are able to  
90 provide high quality health care, is undisputed given the many health challenges societies face  
91 in the twenty-first century. Scaling up of health professions education opportunities has been  
92 proposed as one means of generating an educated workforce for addressing health system  
93 needs and has been a priority of the World Health Organization since the 1950s.<sup>1,2</sup> With global  
94 recognition of significant health worker shortages,<sup>3-6</sup> this focus on increasing health worker  
95 output is necessary and unsurprising, leading to the creation of many new education programs  
96 worldwide.

97  
98 Rizwan et al.<sup>5,6</sup> recently mapped trends in the globalization of medical education programs:  
99 India, Pakistan, China, and Brazil currently house the largest number of medical schools. While  
100 medical education programs in LMIC and transitional countries<sup>7</sup> are being established to  
101 improve health human resources within home countries, they are also drawing foreign  
102 students, both from countries lacking education opportunities and from countries where  
103 student selection is highly competitive.<sup>5</sup> Countries in Eastern Europe (such as Poland, Hungary,  
104 and the Czech Republic), Russia, Ukraine, and China have increasingly established English  
105 language medical education programs to attract international students.<sup>5,6</sup> Similarly, in an  
106 attempt to attract learners from Canada and the USA, medical education programs with  
107 curricula that emulate the American model have expanded within the Caribbean.<sup>6</sup> As a global  
108 phenomenon, educating doctors is a growth industry.

109

## FASTER, HIGHER, STRONGER – TOGETHER?

110 Medical education is generally conceptualised as an academic endeavour, best achieved  
111 through well-planned delivery of science-informed education practices, tools, structures, and  
112 processes.<sup>8</sup> To support this, research in medical and health professions education has become  
113 an area of increasing scholarly attention. This has led to a proliferation of academic activity,  
114 including publications, international conference attendance, and increasing diversity of  
115 professions, perspectives, disciplines, and theoretical approaches being recognized as  
116 advancing new knowledge in the field.<sup>9</sup> In examining the burgeoning literature, it is important  
117 to recognise that medical education research is, by academic measures, a relatively recent area  
118 of scholarship. It first emerged as an academic field in the 1950s in North America at a time  
119 when there was an explosion of scientific medical knowledge, an influx of financial incentives to  
120 support research, and a mandate to demonstrate greater public accountability.<sup>10</sup> As an area of  
121 inquiry, its development was firmly entrenched in Euroamerican healthcare and higher  
122 education structures. The colonial underpinnings of these structures is well documented,  
123 including ways that notions of academic legitimacy are based in biomedicine (which ignore  
124 traditional and Indigenous healing practices which developed in many different global contexts  
125 over millennia<sup>11</sup>) and are inextricably intertwined with European colonization of parts of Africa,  
126 the Americas, and Asia.<sup>11-16</sup> In North America and Europe, Abraham Flexner's 1910 report had  
127 enormous impact, entrenching legitimacy of doctor education in high status university settings,  
128 which led to the closing of non-university-based programs including most that provided training  
129 for women and Black students.<sup>17-20</sup>  
130

## FASTER, HIGHER, STRONGER – TOGETHER?

131 Recognising the colonial and Flexnerian foundations of medical education provides a helpful  
132 starting point for examining issues of equity, absence, and marginalization of diverse  
133 perspectives within current structures.<sup>21</sup> In recent years, explorations of representation,  
134 discrimination, harassment, silencing, and power differentials have begun to appear in medical  
135 education journals. Many are written as commentaries and perspectives pieces, providing  
136 reflections on personal experiences and theoretical explorations of ways that dominant  
137 approaches (generally white and Euroamerican-centric) constrain and limit the field.<sup>22-30</sup> There  
138 are some empirical studies examining various aspects of representation within medical  
139 education, with recent attention given to gender, sociocultural, and racial equity within  
140 academic medicine's leadership, student body, and curricula.<sup>31-46</sup> There is also growing  
141 documentation of the paucity of published voices from low- and middle-income countries and  
142 non-English speaking scholars in medical education journals that position their reach as  
143 international.<sup>56-60</sup> This parallels the relative absence of authors from LMIC and non-English  
144 speaking countries in leading academic journals in many other areas of academia, including  
145 health and education.<sup>25, 47-55</sup>

146

147 Bibliometric analyses are one way to identify imbalances, and a growing set of papers are  
148 exploring the underrepresentation of authors from outside of North America and Europe.<sup>50, 51,</sup>  
149 <sup>61,62</sup> Maggio et al.<sup>62</sup> specifically examined authorship of knowledge syntheses by country, with  
150 authors from highly ranked North American institutions being dominant. By categorizing lead  
151 authors by UN region,<sup>63</sup> Buffone et al.<sup>50</sup> found that the majority of authors in the medical  
152 education literature were from North America, Northern Europe, Western Europe, or Australia.



## FASTER, HIGHER, STRONGER – TOGETHER?

153 Thomas<sup>51</sup> analysed authorship by country of affiliation over a two-year period, comparing  
154 medical education journals to those in education, medicine, and biomedical sciences. Examining  
155 for all authorship positions, he found that there was greater dominance of authors from the  
156 USA, United Kingdom, Canada, and Australia in medical education than in other areas. While  
157 these studies show that there is an overall dominance of authors from high-income English-  
158 speaking countries, there has not yet been a quantification of *prestigious* authorship positions  
159 by *country*.

160

161 In medical education research, first and last author positions are often considered more  
162 prestigious and desirable. For many researchers, numbers of first and last authored  
163 publications contribute to academic recognition including promotions, tenure, awards, salary  
164 support, and access to financial support for graduate students and research projects. In  
165 addition to individual academic accomplishment, regularly publishing in highly regarded  
166 journals in one's field allows authors to engage in academic debates and shape understandings  
167 of which topics are deemed meritorious, noteworthy, and interesting. Powerful voices in these  
168 academic journals thus help to map the academic landscape, drawing boundaries and labelling  
169 worthy areas of exploration. While it is acknowledged that first and last authorship positions  
170 denote a higher level of credit for the work, Hedt-Gauthier et al.<sup>57</sup> found that health research  
171 conducted in Africa, or about Africa, was less likely to have first and last authors from low- and  
172 middle-income countries (LMICs) when the publication included collaborating authors from  
173 high-income countries (HICs).

174

## FASTER, HIGHER, STRONGER – TOGETHER?

175 While well-established guidelines for defining what constitutes authorship exist and are  
176 endorsed by many medical journal editors,<sup>49, 66, 65</sup> guidelines for how authorship positions  
177 should be distributed across authors are underdeveloped. Thatje<sup>66</sup> provided rules of thumb for  
178 determining first and last authorship positions within the natural sciences, noting that  
179 disciplinary and national culture may play a role in how decisions are made. Rees et al.<sup>67</sup>  
180 recently noted that while standards of authorship exist within global health research, they do  
181 not address power imbalances that exist between authors from LMIC and HIC. A recent  
182 consensus statement by Morton et al.<sup>68</sup> provided guidelines for determining author order in  
183 partnerships between LMIC and HIC scholars. However, given the recency of these guidelines, it  
184 is yet to be determined whether they will be incorporated into authorship decisions amongst  
185 partnering researchers in the field of medical education.

186

187 We undertook a bibliometric analysis of five top medical education journals to determine which  
188 countries were represented in first and last authorship positions. Our aim was to provide  
189 empirical data about which countries or regions of the world were more or less prominent in  
190 the academic spaces dedicated to medical education. While recognizing that many other  
191 journals, including predominantly clinical journals, also publish medical education research, we  
192 chose to focus on journals specifically designed to publish in this area. Thomas's<sup>51</sup> previous  
193 work was able to capture articles on the topic of medical education that were published within  
194 a broad range of clinical, specialty, and disciplinary journals with scopes not exclusive to  
195 medical education research. We aimed to build upon the work of Thomas<sup>51</sup> and chose to focus  
196 on journals that primarily published within the field of medical education and health

## FASTER, HIGHER, STRONGER – TOGETHER?

197 professions education, as they constitute spaces where debates and critiques are intended for  
198 audiences who tend to live and breathe within the sphere of medical education. In doing so,  
199 our aim was to capture the boundaries of a field that asserts to be international in scope.

200  
201 In addition to conducting this research, we recognized that the process of doing the research  
202 was itself illustrative of issues that may affect publication trends. As a collaborative research  
203 team distributed across four continents, we realised that it is was important to explicitly discuss  
204 issues of power and privilege as part of our analysis meetings. We recognised that we were  
205 working our way through specific and concrete research processes and practices in which issues  
206 of power, voice, legitimacy, and representation were ever-present. As such, we agreed to keep  
207 an explicit focus on our research decisions, processes, and practices with a view to identifying  
208 ways privilege and power were manifest and managed in the shared work. We have included  
209 description of relevant aspects of these reflections in the manuscript, in addition to including a  
210 structured statement on reflexivity, positionality and limitations.

211

## 212 **Materials and methods**

213 This study was conducted in two phases. In phase one, the methodology for this study was  
214 conceptualized and designed by the three Portuguese authors (ER, AC, MJC) on this paper. In  
215 July 2018 these authors performed a search of the Web of Science database for citable items  
216 (reviews and articles) that had been published between January 1, 2012 and December 31,  
217 2016 in the five top ranking medical education journals at that time within the categories of  
218 Education and Educational Research; Education; Education Scientific Disciplines; and Health

## FASTER, HIGHER, STRONGER – TOGETHER?

219 Care Sciences & Services: *Academic Medicine*, *Medical Education*, *Advances in Health Sciences*  
220 *Education*, *Medical Teacher*, and *BMC Medical Education*. The resulting dataset was extracted  
221 into Microsoft Excel for data analysis. While Web of Science allowed for the export of author  
222 affiliations for all authors as a single data field, it was not possible to have author affiliation for  
223 first and last authors extracted separately. Consequently, there was the need to review each  
224 item and identify the country of author affiliation for first and last authors (when articles  
225 included multiple authors). Though time consuming, this manual process of identifying country  
226 of origin for each first and last author allowed for a more accurate determination than what  
227 might be expected from assigning country of origin through the use of geocoding tools or  
228 software.<sup>51,69</sup> The number of citable items (reviews and articles) for each country with affiliated  
229 first and last authors were counted: For items in which first and last author had a single  
230 country-affiliation and were from the same country, the item was counted only once. For items  
231 in which first and last authors were from different countries, or for which a first or last author  
232 had multiple country-affiliations, the item was counted the same number of times as the  
233 number of countries that were listed. Articles were counted separately for each year and for  
234 each journal. This allowed for further evaluation of longitudinal variations over the eight years  
235 of study and between publication sources. While some bibliometric studies include only a sub-  
236 sample of publications, our inclusion of all published articles allowed for an extremely accurate  
237 count of first- and last-authored publications originating from each country.<sup>51</sup>  
238  
239 Preliminary results from phase one were presented by the Portuguese team at the AMEE 2018  
240 conference.<sup>70</sup> A few years later, this paper's co-first authors were writing a commentary for

## FASTER, HIGHER, STRONGER – TOGETHER?

241 which we wanted to cite the results presented at the conference. We learned that the  
242 Portuguese-led work had not yet been able to move forward for publication (limited local  
243 research resources and extra work required for authors from a non-English first language  
244 setting), and, with approval of the Portuguese team, found resources in Canada to update the  
245 search and move manuscript writing forward. While acknowledging that the ability to advance  
246 the work was—ironically and problematically—contingent on specific high income country (HIC)  
247 resource availability, we agreed that continuing this empirical work on publishing inequities was  
248 important. In addition of two Canadians to the Portuguese team, we also embraced the  
249 opportunity to include team members from Ethiopia and Brazil, as respected colleagues and as  
250 part of a commitment to ensure representation of low and middle income country  
251 perspectives in research being done about global research imbalances.

252  
253 In phase two of this project, the reconstituted team decided to update the data collection,  
254 adding years 2017 and 2018 to the dataset, while following the same methodology as the  
255 original strategy. While we were aware that journal rankings within the field of medical  
256 education had shifted since phase one of the study, we opted to limit our analysis to the five  
257 journals originally identified to ensure consistency in methodology and in recognition of the  
258 longstanding role these journals have played in shaping the field. All aspects of data extraction,  
259 assignment of country of origin for first and last authors, and counting techniques were  
260 replicated from the earlier analysis. Final analyses treated data from both phase one (years  
261 2012-2016) and phase two (years 2017-2018) as a single dataset. Data analyses were conducted  
262 using Microsoft Excel and differences in proportions were compared using 95% confidence

## FASTER, HIGHER, STRONGER – TOGETHER?

263 intervals.<sup>71,72</sup> No institutional ethics review was sought for this work since it did not involve  
264 human subjects. Neither patients nor the public were engaged in the study design, conduct,  
265 reporting, or distribution plans of the research. The datasets used and analysed during the  
266 current study have been archived as supplementary files.

267

## 268 **Results**

269 5,468 articles were extracted from Web of Science and country of origin was assigned to first  
270 and last authors based on listed institutional addresses. After articles were counted multiple  
271 times to reflect multiple geographic affiliations for first and last authors, 6,173 unique items  
272 remained for subsequent analyses.

273

274 At the time of writing there were 195 countries in the world, including 193 UN Member States,  
275 the Holy See, and the State of Palestine.<sup>73</sup> For these 195 countries, across all five journals and  
276 seven years of analysis, the number of first or last authored publications originating from each  
277 country ranged from zero to 1,936. Over 53% of countries were not represented by a single first  
278 or last authored publication, approximately 10% were represented by a single first or last  
279 authored publication, and under 4% were represented by more than 100 first or last authored  
280 publications (see Table 1).

281

282 The five countries with the greatest proportion of first and last authored publications included  
283 the USA with 1,936 (31.4%) publications, Canada with 878 (14.2%) publications, the UK with  
284 721 (11.7%) publications, Netherlands with 532 (8.6%) publications, and Australia with 494

## FASTER, HIGHER, STRONGER – TOGETHER?

285 (8.0%) publications (see Table 2). Figure 1 shows the percentage of all publications with first or  
286 last authors from these five countries, and the remaining percentage (26.1%) of publications  
287 that originated from all “other” countries combined. Together, these “big five” nations of USA,  
288 Canada, UK, Netherlands, and Australia contributed 73.9% of all first and last authored  
289 publications across all journals and years of study. Figure 2 further shows the number of  
290 publications originating from each country across the globe between 2012 and 2018.

291  
292 The inequitable presence of first and last authored publications from these “big five” Global  
293 North countries was not evenly distributed across the five medical education journals.  
294 Furthermore, there was a strong positive relationship between the impact factor (2018) of each  
295 journal and the percentage of articles that were published by first and last authors from these  
296 five dominant countries. For example, in 2018 (when our data collection ended), of the five  
297 journals studied, *Academic Medicine* had the highest impact factor at 4.937 and the highest  
298 percentage (96.1%) of articles with first and last authors from these five dominant countries  
299 (Table 2). *BMC Medical Education*, on the other hand, had the lowest impact factor at 1.87 and  
300 the lowest percentage (51.2%) of articles with first and last authors from these same countries  
301 (Table 2). Impact factor is considered one measure of prestige within academic publishing,<sup>74</sup>  
302 and these results suggest that only a small number of countries are represented in first and last  
303 authorship positions within prestigious journals.

304  
305 While most of our analyses combined years 2012 to 2018 together, we also looked at how the  
306 percentage of first and last authored publications from “other” countries outside of the USA,

## FASTER, HIGHER, STRONGER – TOGETHER?

307 Canada, the UK, Netherlands, and Australia had changed over time. Across all journals, there  
308 was a slight increase in the percentage of first and last authored publications from “other”  
309 countries from 22.4% (95% CI 19.5-25.4%) in 2012 to 28.7% (95% CI 25.8-31.5%) in 2018. While  
310 this significant increase in publications from countries outside of the dominant five is  
311 encouraging, the overall proportion of publications from other countries remains low.

312

## 313 **Discussion**

314 Our data revealed a dominance of first and last authors from five countries in five top ranked  
315 journals within the international field of medical education. Being a bibliometric analysis, the  
316 results do not provide an explanation for why there is such significant dominance by these five  
317 countries. Also, as we did not include middle authors in our research design, there may be  
318 greater presence of authors from the other 190 countries of the world than we were able to  
319 capture by looking only at first and last authorship positions. Nevertheless, the prominence of  
320 five countries in prestigious authorship positions is a finding that requires attention. While our  
321 research was not designed to identify how this dominance compared to other fields, Thomas<sup>51</sup>  
322 previously found that there were greater geographic disparities within medical education  
323 research than within education, medicine, and the biological sciences. Our current research  
324 reiterated this pattern when analyzing prestigious authorship positions. Our study only included  
325 articles that had been published in the five medical education journals which had the highest  
326 impact factor at a single point in time in 2018. As a measure of journal importance, impact  
327 factor is only one metric, and one that is in constant flux. Future research might expand upon  
328 our strategy and include additional journals that publish on the topic of medical education,



## FASTER, HIGHER, STRONGER – TOGETHER?

329 including journals which have experienced a significant increase in impact factor since we first  
330 devised our research strategy in 2018.

331

332 Tracking and decision-making about country assignment in bibliometric research is not always  
333 straightforward. As evidenced in previous bibliometric studies, there are many ways in which  
334 geographic origin might be determined. For the current study, we chose to double, or even  
335 triple-count publications as unique items when first or last authors claimed affiliations in  
336 multiple countries. In some instances, this led to confusion in determining whether an author  
337 had more authentic cultural connections to the Global North or the Global South. We view this  
338 as a limitation of the bibliometric nature of our study: in quantifying the geographic  
339 representation of first and last authors, we were unable to more meaningfully determine the  
340 cultural perspective from which each author was writing.

341

342 As an international research team deliberately designed to include representation from HICs  
343 and LMICs across several continents, we tried to be reflexive as we collectively advanced this  
344 project. We explicitly discussed aspects of the research process in our meetings. It was readily  
345 apparent that access to academic resources (both material resources and time) significantly  
346 shaped the research process. This included the fact that one of the Canadian authors holds a  
347 research chair that was able to provide funds for the second phase of data collection. The two  
348 Canadian authors therefore had more protected time to advance this project, which in and of  
349 itself is evidence of unearned privilege and showcases research inequities. As a team, we  
350 discussed this fact, recognized that it materially influenced the research process, while aiming

## FASTER, HIGHER, STRONGER – TOGETHER?

351 to watch that it did not manifest as greater voice for these authors. We also saw this privilege  
352 as requiring greater responsibility from the Canadian authors to do the “heavy lifting” in order  
353 to move the project forward. The team also discussed the fact of English language fluency  
354 (including the genres of academic writing) and the extent to which that made the writing  
355 process more efficient for the Canadian authors to lead. We recognized that no matter how  
356 careful we were, the fact of writing in English made it easier for the Canadians to shape the  
357 words, and spent time discussing details of language in our meetings. The team decided that it  
358 was acceptable for the Canadian authors to update the preliminary research of the Portuguese  
359 team. Given both time and English language facility, the Canadian authors also led the process  
360 of manuscript writing, with the other team members making substantial edits and comments.  
361 In discussions about authorship order and thinking about contributions and ICMJE guidelines,<sup>64</sup>  
362 we initially thought it might be most appropriate to have a Canadian first author and  
363 Portuguese last author based on currently accepted publishing practices and given the role that  
364 MJC had played in the original design of the study. The irony of producing a manuscript in this  
365 space with a “big five” first author was not lost on us, and we sought options to publish in other  
366 spaces that would acknowledge the significant work of authors less easily represented in  
367 current criteria. We know that HIC academics’ ability to engage in critical global work is  
368 significantly enabled by their learnings from and relationships with LMIC academic colleagues.  
369 Current authorship guidelines do not fully recognize this invisible labour on the part of LMIC  
370 academics, but as a team we decided that it was critical to incorporate these contributions into  
371 authorship decisions. As a result, we determined that co-first authorship by a LIC and HIC  
372 academic on the team was the most accurate representation of authorship. The need for such

## FASTER, HIGHER, STRONGER – TOGETHER?

373 conversations further highlights the structural issues that determine who can play the sport of  
374 international academic publishing. The fact that our effort to showcase structural inequities in  
375 academia had the potential to lead to the reproduction of dominant voices is telling. In thinking  
376 about ways to increase representation in medical education research, it is clear that neither  
377 recognition of inequities nor good intentions will in and of themselves lead to structural  
378 change.

379

380 Attention to privilege and power across all aspects of a research project can lead to different  
381 conversations and different choices, with potential to help trouble assumptions that maintain  
382 HIC academic dominance. Engaging in these processes is essential; it also requires an effort  
383 that in many cases will slow research output. We believe that this “extra” work is necessary to  
384 improve knowledge creation and as a way to advance appropriate models of HIC-LMIC  
385 collaborative research practice. We also realise that this form of academic activity is not  
386 currently recognised in terms of academic metrics, and know there is more to do to find ways  
387 for such work to be valued.

388

389 The dominance of wealthy nations within spaces that claim to be international, though  
390 troubling, is not unique to medical education, the health professions, or academia in general.  
391 The prominence of the “big five” countries in medical education research brings to mind the  
392 colonization of many Global South countries during the 19<sup>th</sup> Century when Global North  
393 sportsmen hunted for “big five” trophy animals: elephants, lions, rhinos, leopards, and buffalo.  
394 Symbolically, the hunting of big game in Africa and India served the purpose of solidifying the

## FASTER, HIGHER, STRONGER – TOGETHER?

395 triumph of colonists over those being colonized.<sup>75</sup> As a more modern sporting analogy, we are  
396 reminded of the Tokyo 2020/1 Olympic and Paralympic games, an event that represents one of  
397 the world's largest international sporting events. Within the popular media, Tokyo 2020/1 was  
398 touted as one of the most equitable games in history. However, of the 206 nations and  
399 territories competing at the games, 98 countries had less than ten athletes participating. In  
400 contrast, the games were host to 613 athletes from the USA, 552 from Japan, 478 from  
401 Australia, 425 from Germany, 406 from China, 398 from France, 376 from Great Britain, 372  
402 from Italy, and 370 from Canada.<sup>76</sup>

403  
404 Rather than being a recent phenomenon, modern Olympic history, especially after World War I,  
405 has been described as paradoxically espousing universal ideals and providing an opportunity for  
406 the colonized to participate and win against the colonizers, while simultaneously reinforcing  
407 exclusionary, elitist, and racist practices.<sup>77</sup> Houghton<sup>78</sup> traced the history of the inclusion of  
408 Indigenous Latin American athletes and other “recently conquered” Indigenous peoples in the  
409 early Twentieth Century Olympics. In addition to participating in primitive sideshows that were  
410 aimed at showcasing the “barbaric” sporting practices of Indigenous tribes, these Indigenous  
411 peoples were also then made to compete alongside developed nations in modern Olympic  
412 events that set themselves up for ridicule, infantilization, and as a way to prove the inferiority  
413 of Global South nations.<sup>78</sup> Of course, decisions about “what counts” as an Olympic sport also  
414 contribute to the dominance of wealthy nations. Sports with long colonial histories, such as  
415 football and athletics<sup>79</sup> continue to be included, as do sports with more recent histories that  
416 rely on extensive and expensive sporting infrastructure, such as velodrome cycling,

## FASTER, HIGHER, STRONGER – TOGETHER?

417 bobsledding, and sailboat racing. However, traditional African sports such as Nguni (stick  
418 fighting), Capoeira, donkey-racing, and Dambe boxing continue to be absent, despite  
419 recognition of their value to local peoples.<sup>80</sup> We draw attention to this sporting analogy to show  
420 not only that North-South disparities are omnipresent and surreptitious, but that they are also  
421 engrained in structures and inequities that are built upon historical and colonial roots that  
422 continue to be perpetuated through international spaces, even those that aim to unite  
423 humanity and have the allure of being inclusive.

424  
425 In comparing medical education research to the Olympics, we hope that looking at structures  
426 elsewhere may open up new ways of seeing a space we take for granted. Bourdieu<sup>81</sup> effectively  
427 examined sport as a way to highlight that in every sphere there are philosophical underpinnings  
428 that are inherently political. Bourdieu also emphasized social spheres as spaces of conflict and  
429 struggle, including the field of science.<sup>82</sup> Albert and Kleinman<sup>83</sup> drew upon Bourdieu's concepts  
430 in suggesting that it was necessary to understand how interactions that may appear to be  
431 based on cooperation may more accurately reflect domination and subordination. More  
432 recently, Martiminanakis et al.<sup>83</sup> drew attention to the need to consider the inevitable  
433 knowledge politics that inform discussions about research quality and rigour within medical  
434 education. We suggest that representation in the academic literature is an area which would  
435 benefit from further exploration of the ways knowledge politics shape what is considered  
436 legitimate in these spaces. Acknowledging the skewed proportion of authors from different  
437 countries does not lead directly to solutions designed to “add” voices from LMICs without  
438 attention to the historical and colonial roots from which disparities have developed.

## FASTER, HIGHER, STRONGER – TOGETHER?

439  
440 This leads to some potentially uncomfortable questions. For HIC researchers, it is pleasing to  
441 consider academic conversations with peers from other HICs to constitute international  
442 debates. But is it possibly a conceit to think that medical education research in its current form  
443 is truly globally relevant? To what extent is the new knowledge being shared in academic  
444 publications able to be implemented and evaluated in lower resource settings? Are important  
445 knowledges excluded from currently accepted content in medical education journals? How  
446 relevant is the content of top medical education journals in diverse contexts? How willing might  
447 HIC academics be to probe the layers of privilege that serves them well in terms of impact  
448 factor, academic promotions, and claims of international recognition? Beyond individuals, are  
449 HIC academic institutions open to questioning the structures that maintain their high  
450 international rankings? LMIC academic institutions are also driven by academic rankings so  
451 individual LMIC researchers may be encouraged to preferentially aim for international journal  
452 publications. A related issue explored by others<sup>84,85</sup> is how researchers from non-English  
453 speaking countries make choices about when to publish in “international” English-language  
454 journals versus reaching audiences in their own country and language. These are not decisions  
455 that English-language country researchers need to make, adding to the burden placed on those  
456 academics. The concept of bibliodiversity (or diversity in scholarly publishing)<sup>86, 87</sup> has been  
457 adopted by Global South authors as a way of supporting the decolonization of Southern  
458 knowledge,<sup>88</sup> and multilingual publishing may be one way that bibliodiversity can be achieved.<sup>89</sup>

459

## 460 **Conclusions**

## FASTER, HIGHER, STRONGER – TOGETHER?

461 There have been a recent series of calls to action and incisive analyses, most prominent in  
462 critical global health spaces,<sup>29,47,49,57,59,90,91</sup> but also in medical education journals,<sup>30,46,50,51,62,92</sup>  
463 that are contributing to a body of literature that demonstrates the ways academic publishing  
464 structures continue to privilege HIC academics. Continued conceptual and empirical work in  
465 these spaces is essential. It is also important to ensure that academics from diverse contexts  
466 are included in teams undertaking this work, and that in these collaborations close attention is  
467 paid to privilege, voice, and representation.

468

469 As a research team we believe that we must start and sustain these conversations across all  
470 aspects of our scholarly work. HIC academics, academic institutions, and academic publishers  
471 must not view the opening of cracks into privileged spaces as a way of being “nice” or as proof  
472 of benevolence. There is an ethical and moral imperative to examine and disassemble colonial  
473 structures. A recent call from the United Nations Educational, Scientific, and Cultural  
474 Organization (UNESCO)<sup>93</sup> and the International Science Council<sup>89</sup> compels us to consider  
475 scientific advancement a global public good to which open access is required. Eight  
476 recommendations were recently endorsed by the International Science Council,<sup>94</sup> including  
477 ensuring that new scientific knowledge is accessible to all without limitations based on  
478 institutional privilege, geography, an ability to pay, or language. UNESCO also calls for more  
479 collaborative and inclusive scientific practices aimed at the achievement of the Sustainable  
480 Development Goals<sup>95</sup> and reducing global inequities.

481

## FASTER, HIGHER, STRONGER – TOGETHER?

482 HIC also have much to learn from LMIC colleagues, and must find the humility and will to listen.  
483 As HIC countries face severe health human resource shortages, there will be learnings from  
484 LMIC colleagues who have chronically grappled with these issues. Many LMIC countries  
485 spectacularly outshone HIC countries in effectively managing successive waves of the COVID-19  
486 pandemic<sup>96,97</sup> with far fewer resources. With growing recognition of the limits of Euroamerican  
487 biomedical approaches to healthcare, making academic space for traditional knowledges from  
488 many global contexts, as well as deep examination of the effects of colonization on health, are  
489 opportunities we must embrace. For science to be universal, it must be inclusive of a wide  
490 range of global knowledges.<sup>94</sup> If scholarly medical education communities are willing to re-  
491 envisage the rules of the game to focus on ways we can be faster, higher, and stronger  
492 **together**, we may better harness the transformative aspects of education to contribute to a  
493 healthier world.



FASTER, HIGHER, STRONGER – TOGETHER?

## 494 **Acknowledgements**

495 Not applicable.

496

## 497 **Contributors**

498 DW,CW, ER, AC, MJC made substantial contributions to the conceptualization of this work. ER,  
499 AC, CC made contributions to the acquisition and analysis of the study data. All authors made  
500 contributions to the interpretation of the data. DW,CW, CC, MJC drafted this manuscript, and  
501 ER, AC, TSL critically reviewed the manuscript for intellectual content. All authors approved the  
502 final version of this manuscript, agreed to being accountable for all aspects of the work, and to  
503 investigating and resolving any questions that arise in relation to the accuracy and integrity of  
504 this work. All authors consented to having this manuscript published in *BMJ Global Health*.

505

## 506 **Reflexivity statement**

507 This research was conducted by an informal partnership of authors from high-income countries,  
508 low- and middle-income countries, countries where English is the dominant language, and  
509 countries where the dominant language is other than English. Throughout the study,  
510 conversations were held during team meetings to discuss inequities that existed across team  
511 members in terms of available funds, time, and personnel for conducting and writing up the  
512 findings of this research. When deciding on an appropriate authorship order, we were guided  
513 by both the ICMJE guidelines and by the Consensus statement on measures to promote  
514 equitable authorship in the publication of research from international partnerships. We chose  
515 to take advantage of *BMJ Global Health's* option of co-first authors. We also acknowledge that

## FASTER, HIGHER, STRONGER – TOGETHER?

516 authorship guidelines can at times be used to advantage authors with greater material  
517 resources to contribute to a project, and that English language fluency greatly advantages  
518 English as first language authors in making claims to authorship position. As a team, we  
519 recognised that we were able to have ongoing and sometimes challenging conversations about  
520 the ways privilege and power needed to be examined in mundane research practices because  
521 of pre-existing trusting relationships. CW and DW have worked together for many years. TSL  
522 spent a year as a visiting scholar in Canada working with CW. Both DW and TSL have worked  
523 closely with CC on research projects. MJC, ER, and AC are Portuguese colleagues at the same  
524 institution and led the initial stage of the research project. MJC and CW had built a collegial  
525 relationship through conversations at international medical education conferences.

526

527

### 528 **Funding**

529 This study did not receive external funding but did receive support from Cynthia Whitehead's  
530 BMO Chair.

531

### 532 **Competing interests**

533 Cynthia Whitehead is the holder of the BMO Financial Group Chair in Health Professions  
534 Education Research at University Health Network. No other authors have any competing  
535 interests to declare.

536

FASTER, HIGHER, STRONGER – TOGETHER?

537 **Patient and public involvement**

538 Neither patients nor the public were engaged in the study design, conduct, reporting, or  
539 distribution plans of the research.

540

541 **Patient consent for publication**

542 Not applicable.

543

544 **Ethics approval**

545 No institutional ethics review was sought for this work since it did not involve human subjects.

546

547 **Provenance and Peer Review**

548 Not commissioned; externally peer reviewed.

549

550 **Data Availability**

551 The datasets generated and analysed during this study have been archived as supplementary  
552 information files with medRxiv: <https://doi.org/10.1101/2022.03.29.22273128>

553

554 **Open Access**

555 This is an open access article distributed in accordance with the Creative Commons Attribution  
556 Non Commercial (CC BY-NC 4.0) license, which permits others to distribute, remix, adapt, build  
557 upon this work non-commercially, and license their derivative works on different terms,

FASTER, HIGHER, STRONGER – TOGETHER?

558 provided the original work is properly cited, appropriate credit is given, any changes made  
559 indicated, and the use is non-commercial. See: [http://creativecommons.org/licenses/by-](http://creativecommons.org/licenses/by-nc/4.0/)  
560 [nc/4.0/](http://creativecommons.org/licenses/by-nc/4.0/).

561

## 562 **ORCID IDs**

563 Cynthia Whitehead [0000-0002-0134-9074](https://orcid.org/0000-0002-0134-9074)

564 Carrie Cartmill [0000-0001-6996-7293](https://orcid.org/0000-0001-6996-7293)

565 Eloy Rodrigues [0000-0002-7862-2681](https://orcid.org/0000-0002-7862-2681)

566 Antónia Correia [0000-0002-6610-8853](https://orcid.org/0000-0002-6610-8853)

567 Dawit Wondimagegn [0000-0002-5035-3731](https://orcid.org/0000-0002-5035-3731)

568 Tiago Salessie [0000-0001-5587-4504](https://orcid.org/0000-0001-5587-4504)

569 Manuel João Costa [0000-0001-5255-4257](https://orcid.org/0000-0001-5255-4257)

570

## FASTER, HIGHER, STRONGER – TOGETHER?

### 571 **References**

- 572 1. Frenk J, Chen L, Bhutta ZA, et al. Health professionals for a new century: Transforming  
573 education to strengthen health systems in an interdependent world. *Lancet*  
574 2010;376:1923-58. [doi.org/10.1016/S0140-6736\(10\)61854-5](https://doi.org/10.1016/S0140-6736(10)61854-5)
- 575 2. Weisz G, Nannestad B. The World Health Organization and the global standardization of  
576 medical training, a history. *Global Health* 2021;17:96. [doi.org/10.1186/s12992-021-00733-0](https://doi.org/10.1186/s12992-021-00733-0)
- 577 3. Nichols BL, Davis CR, Richardson DR, CGFNS International. Appendix J: International models  
578 of nursing. In: *The future of nursing: Leading change, advancing health* [Internet].  
579 Washington, DC, USA: National Academies Press, 2011 [cited 2022 Dec 24]. Available from:  
580 <https://www.ncbi.nlm.nih.gov/books/NBK209879/>
- 581 4. Bates I, John C, Seegobin P, Bruno A. An analysis of the global pharmacy workforce capacity  
582 trends from 2006 to 2012. *Hum Resour Health* 2018;16:3. [doi.org/10.1186/s12960-018-](https://doi.org/10.1186/s12960-018-0267-y)  
583 [0267-y](https://doi.org/10.1186/s12960-018-0267-y)
- 584 5. Rizwan M, Rosson NJ, Tackett S, Hassoun HT. Opportunities and challenges in the current  
585 era of global medical education. *Int J Med Educ* 2018;9:111-2.  
586 [doi.org/10.5116/ijme.5ad1.ce9a](https://doi.org/10.5116/ijme.5ad1.ce9a)
- 587 6. Rizwan M, Rosson NJ, Tackett S, Hassoun HT. Globalization of medical education: Current  
588 trends and opportunities for medical students [Internet]. *J Med Educ Train* 2019 [cited  
589 2022 Dec 24];3(1):2:035. Available from:  
590 <http://www.scientificojournals.org/pdf/jmet.1035.pdf>
- 591 7. Organization for Economic Co-operation and Development. Next steps for development in  
592 transition: A background paper [Internet]. Presented during the 18 May 2017 meeting in

## FASTER, HIGHER, STRONGER – TOGETHER?

- 593 Brussels, Belgium, co-hosted by the Directorate-General for International Cooperation and  
594 Development of the European Commission, the OECD Development Centre and the  
595 Economic Commission for Latin America and the Caribbean. 2017 [cited 2022 Dec 24].  
596 Available from: [https://www.oecd.org/dev/BackgroundPaper\\_DiT.pdf](https://www.oecd.org/dev/BackgroundPaper_DiT.pdf)
- 597 8. Harden RM, Grant J, Buckley G, Hart IR. Best evidence medical education. *Adv Health Sci*  
598 *Educ Theory Pract* 2000;5:71-90. [doi.org/10.1023/A:1009896431203](https://doi.org/10.1023/A:1009896431203)
- 599 9. Norman G. Where we've come from, where we might go. *Adv Health Sci Educ Theory Pract*  
600 2020;25:1191-1201. [doi.org/10.1007/s10459-020-10018-7](https://doi.org/10.1007/s10459-020-10018-7)
- 601 10. Kuper A, Albert M, Hodges BD. The origins of the field of medical education research. *Acad*  
602 *Med* 2010;85(8):1347-53. [doi.org/10.1097/ACM.0b013e3181dce9a7](https://doi.org/10.1097/ACM.0b013e3181dce9a7)
- 603 11. Pande I. *Medicine, race and liberalism in British Bengal: Symptoms of empire*. Abingdon,  
604 UK: Routledge, 2010.
- 605 12. Grosfoguel R, Hernandez R, Valasouez ER, eds. *Decolonizing the Westernized University:*  
606 *Interventions in philosophy of education from within and without*. Lanham, Maryland:  
607 Lexington Books, 2016.
- 608 13. Grosfoguel R. The structure of knowledge in Westernized Universities: Epistemic  
609 racism/sexism and the four genocides/epistemicides of the long 16<sup>th</sup> Century [Internet].  
610 *Human Architecture: Journal of the Sociology of Self-Knowledge* 2013 [cited 2022 Dec  
611 24];11(1):73-90. Available from:  
612 [https://www.niwr.org/sites/default/files/images/resource/2%20The%20Structure%20of%](https://www.niwr.org/sites/default/files/images/resource/2%20The%20Structure%20of%20Knowledge%20in%20Westernized%20Universities_%20Epistemic.pdf)  
613 [20Knowledge%20in%20Westernized%20Universities\\_%20Epistemic.pdf](https://www.niwr.org/sites/default/files/images/resource/2%20The%20Structure%20of%20Knowledge%20in%20Westernized%20Universities_%20Epistemic.pdf)

## FASTER, HIGHER, STRONGER – TOGETHER?

- 614 14. Stein S, Andreotti VDO. Higher education and the modern/colonial global imaginary. *Cult*  
615 *Stud Crit Methodol* 2016;17(3):1-9. [doi.org/10.1177/1532708616672673](https://doi.org/10.1177/1532708616672673)
- 616 15. Naidu T, Abimbola S. How medical education holds back health equity. *Lancet*  
617 2022;400 :556-7. [doi.org/10.1016/S0140-6736\(22\)01423-4](https://doi.org/10.1016/S0140-6736(22)01423-4)
- 618 16. Bleakley A, Brice J, Bligh J. Thinking the post-colonial in medical education. *Med Educ*  
619 2008;42:266-70. [doi.org/10.1111/j.1365-2923.2007.02991.x](https://doi.org/10.1111/j.1365-2923.2007.02991.x)
- 620 17. Flexner A. *Medical education in Europe: A report to the Carnegie foundation for the*  
621 *advancement of teaching*. Boston, MA: DB Updike, The Merrymount Press, 1912.
- 622 18. Ludmerer KM. *Time to heal: American medical education from the turn of the century to*  
623 *the era of managed care*. Oxford, New York: Oxford University Press, 1999.
- 624 19. Whitehead C. *The Good Doctor in Medical Education 1910-2010: A Critical Discourse*  
625 *Analysis*. Germany: LAP Lambert Academic Publishing, 2013.
- 626 20. Flexner A. *Medical education in the United States and Canada*. Washington, DC: Science  
627 and Health Publications, Inc., 1910.
- 628 21. Paton M, Kuper A, Paradis E, Feilchenfeld Z, Whitehead CR. Tackling the void: The  
629 importance of addressing absences in the field of health professions education research.  
630 *Adv Health Sci Educ Theory Pract* 2021;26:5-18. [doi.org/10.1007/s10459-020-09966-x](https://doi.org/10.1007/s10459-020-09966-x)
- 631 22. Castillo EG, Isom J, DeBonis K, Jordan A, Braslow JT, Rohrbaugh R. Reconsidering systems-  
632 based practice: Advancing structural competency, health equity, and social responsibility in  
633 graduate medical education. *Acad Med* 2020;95(12):1817-22.  
634 [doi.org/10.1097/ACM.0000000000003559](https://doi.org/10.1097/ACM.0000000000003559)

## FASTER, HIGHER, STRONGER – TOGETHER?

- 635 23. Crampton PES, Afzali Y. Professional identity formation, intersectionality and equity in  
636 medical education. *Med Educ* 2021;55(2):140-2. [doi.org/10.1111/medu.14415](https://doi.org/10.1111/medu.14415)
- 637 24. Fernandez A. Further incorporating diversity, equity, and inclusion into medical education  
638 research. *Acad Med* 2019; 94(11)(suppl):S5-S6. [doi.org/10.1097/ACM.0000000000002916](https://doi.org/10.1097/ACM.0000000000002916)
- 639 25. Naidu T. Modern medicine is a colonial artifact: Introducing decoloniality to medical  
640 education research. *Acad Med* 2021;94(11)(suppl):S9-S12.  
641 [doi.org/10.1097/ACM.0000000000004339](https://doi.org/10.1097/ACM.0000000000004339)
- 642 26. Naidu T. Southern exposure: Levelling the Northern tilt in global medical and medical  
643 humanities education. *Adv Health Sci Educ Theory Pract* 2021;26:739-52.  
644 [doi.org/10.1097.ACM.0000000000004339](https://doi.org/10.1097.ACM.0000000000004339)
- 645 27. Norman G, Ellaway R. Looking back, looking forward? *Adv Health Sci Educ Theory Pract*  
646 2020;25:1-6. [doi.org/10.1007/s10459-020-09961-2](https://doi.org/10.1007/s10459-020-09961-2)
- 647 28. Paton M, Naidu T, Wyatt TR, et al. Dismantling the master's house: New ways of knowing  
648 for equity and social justice in health professions education. *Adv Health Sci Educ Theory*  
649 *Pract* 2020;25:1107-26. [doi.org/10.1007/s10459-020-10006-x](https://doi.org/10.1007/s10459-020-10006-x)
- 650 29. Khan SA. Decolonising global health by decolonising academic publishing. *BMJ Glob Health*  
651 2022;7:e007811. [doi.org/10.1136/bmjgh-2021-007811](https://doi.org/10.1136/bmjgh-2021-007811)
- 652 30. Kusurkar RA. The leaky pipeline of publications and knowledge generation in medical  
653 education. *Perspect Med Educ* 2022;11:70-2. [doi.org/10.1007/s40037-022-00700-4](https://doi.org/10.1007/s40037-022-00700-4)
- 654 31. Calhoun A, Inginia G, Andres M, Donna W. Moving beyond implicit bias in antiracist  
655 academic medicine initiatives. *Acad Med* 2022;97(6):790-2.  
656 [doi.org/10.1097/ACM.0000000000004562](https://doi.org/10.1097/ACM.0000000000004562)



## FASTER, HIGHER, STRONGER – TOGETHER?

- 657 32. McKivett A, Paul D. How can medical educators be good ancestors? *Med Educ*  
658 2022;56(11):1056-8. [doi.org/10.1111/medu.14886](https://doi.org/10.1111/medu.14886)
- 659 33. Sukhera J. Bridging health equity and quality improvement in medical education. *Med Educ*  
660 2023;57(1):7-9. [doi.org/10.1111/medu.14957](https://doi.org/10.1111/medu.14957)
- 661 34. Slavin S. Is medical education systemically racist? *J Natl Med Assoc* 2022;114(5):498-503.  
662 [doi.org/10.1016/j.jnma.2022.06.002](https://doi.org/10.1016/j.jnma.2022.06.002)
- 663 35. Bhandal T. Ethical globalization? Decolonizing theoretical perspectives for  
664 internationalization in Canadian medical education [Internet]. *Can Med Educ J* 2018 [cited  
665 2022 Dec 24];9(2): e33-e45. Available from :  
666 <https://www.ncbi.nlm.nih.gov/pmc/articles/PMC6044296/pdf/CMEJ-9-e033.pdf>
- 667 36. Giuliani M, Frambach J, Broadhurst M, et al. A critical review of representation in the  
668 development of global oncology curricula and the influence of neocolonialism. *BMC Med*  
669 *Educ* 2020;20(93):1-9. [doi.org/10.1186/s12909-020-1989-9](https://doi.org/10.1186/s12909-020-1989-9)
- 670 37. Larkins S, Michielsen K, Iputo J, et al. Impact of selection strategies on representation of  
671 underserved populations and intention to practise: International findings. *Med Educ*  
672 2015;49:60-72. [doi.org/10.1111/medu.12518](https://doi.org/10.1111/medu.12518)
- 673 38. Lorello GR, Silver JK, Moineau G, McCarthy K, Flexman AM. Trends in representation of  
674 female applicants and matriculants in Canadian residency programs across specialties,  
675 1995-2019. *JAMA Network Open* 2020;3(11):e2027938.  
676 [doi.org/10.1001/jamanetworkopen.2020.27938](https://doi.org/10.1001/jamanetworkopen.2020.27938)

## FASTER, HIGHER, STRONGER – TOGETHER?

- 677 39. Soklaridis S, Kuper A, Whitehead CR, Ferguson G, Taylor VH, Zahn C. Gender bias in hospital  
678 leadership: A qualitative study on the experiences of women CEOs. *J Health Organ Manag*  
679 2017;31(2):253-68. [doi.org/10.1108/JHOM-12-2016-0243](https://doi.org/10.1108/JHOM-12-2016-0243)
- 680 40. Soklaridis S, Black G, LeBlanc C, et al. Academic productivity of equity-deserving physician  
681 scholars during COVID-19: A scoping review [Internet]. *Acad Med* 2022 [cited 2022 Dec 24].  
682 Available from:  
683 [https://journals.lww.com/academicmedicine/Abstract/9900/Academic\\_Productivity\\_of\\_Eq](https://journals.lww.com/academicmedicine/Abstract/9900/Academic_Productivity_of_Eq)  
684 [uity\\_Deserving.200.aspx](https://journals.lww.com/academicmedicine/Abstract/9900/Academic_Productivity_of_Equity_Deserving.200.aspx)
- 685 41. Franks A, Calamur N, Dobrian A, et al. Rank and tenure amongst faculty at academic  
686 medical centers: A study of more than 50 years of gender disparities. *Acad Med*  
687 2022;97(7):1038-48. [doi.org/10.1097/ACM.0000000000004706](https://doi.org/10.1097/ACM.0000000000004706)
- 688 42. Jackson D, Ward D, Agwu JC, Spruce A. Preparing for selection success: Sociodemographic  
689 differences in opportunities and obstacles. *Med Educ* 2022;56(9):922-35.  
690 [doi.org/10.1111/medu.14811](https://doi.org/10.1111/medu.14811)
- 691 43. Mulder L, Wouters A, Twisk JWR, et al. Selection for health professions education leads to  
692 increased inequality of opportunity and decreased student diversity in The Netherlands,  
693 but lottery is no solution: A retrospective multi-cohort study. *Med Teach* 2022;44(7):790-9.  
694 [doi.org/10.1080/0142159X.2022.2041189](https://doi.org/10.1080/0142159X.2022.2041189)
- 695 44. Lee Cr, Gilliland KO, Dallaghan GLB, Tolleson-Rinehart S. Race, ethnicity, and gender  
696 representation in clinical case vignettes: A 20-year comparison between two institutions.  
697 *BMC Med Educ* 2022;22:585. [doi.org/10.1186/s12909-022-03665-4](https://doi.org/10.1186/s12909-022-03665-4)

## FASTER, HIGHER, STRONGER – TOGETHER?

- 698 45. Sukhera J, Goez H, Brown A, Haddara W, Razack S. Freedom from discrimination or  
699 freedom to discriminate? Discursive tensions within discrimination policies in medical  
700 education. *Adv Health Sci Educ* 2022;27:387-403. [doi.org/10.1007/s10459-022-10090-1](https://doi.org/10.1007/s10459-022-10090-1)
- 701 46. Yip SWL, Rashid MA. Editorial diversity in medical education journals. *Clin Teach*  
702 2021;18:523-8. [doi.org/10.1111/tct.13386](https://doi.org/10.1111/tct.13386)
- 703 47. Abimbola S. The foreign gaze: Authorship in academic global health. *BMJ Glob Health*  
704 2019;4:e002068. [doi.org/10.1136/bmjgh-2019-002068](https://doi.org/10.1136/bmjgh-2019-002068)
- 705 48. Balon R, Roberts LW, Coverdale J, Louie A, Beresin E. Globalization of medical and  
706 psychiatric education and the focus of Academic Psychiatry on the success of  
707 “international” authors. *Acad Psychiatry* 2008;32(2):151-3.  
708 [doi.org/10.1176/appi.ap.32.2.151](https://doi.org/10.1176/appi.ap.32.2.151)
- 709 49. Sam-Aguda NA, Abimbola S. Using scientific authorship criteria as a tool for equitable  
710 inclusion in global health research. *BMJ Glob Health* 2021;6:e007632.  
711 [doi.org/10.1136/bmjgh-2021-007632](https://doi.org/10.1136/bmjgh-2021-007632)
- 712 50. Buffone B, Djuana I, Yang K, Wilby KJ, El Hajj MS, Wilbur K. Diversity in health professional  
713 education scholarship: A document analysis of international author representation in  
714 leading journals. *BMJ Open* 2020;10:e043970. [doi.org/10.1136/bmjopen-2020-043970](https://doi.org/10.1136/bmjopen-2020-043970)
- 715 51. Thomas MP. The geographic and topical landscape of medical education research. *BMC*  
716 *Med Educ* 2019;19(189):1-5. <https://doi.org/10.1186/s12909-019-1639-2>
- 717 52. Asplund K, Eriksson M, Persson O. Country comparisons of human stroke research since  
718 2001: A bibliometric study. *Stroke* 2012;43:830-7.  
719 <https://doi.org/10.1161/STROKEAHA.111.637249>

## FASTER, HIGHER, STRONGER – TOGETHER?

- 720 53. Allik J, Lauk K, Realo A. Factors predicting the scientific wealth of nations. *Cross Cult Res*  
721 2020;54(4):364-97. [doi.org/10.1177/1069397120910982](https://doi.org/10.1177/1069397120910982)
- 722 54. Ravi K, Bentounsi Z, Tariq A, et al. Systematic analysis of authorship demographics in global  
723 surgery. *BMJ Glob Health* 2021;6:e006672. [doi.org/10.1136/bmjgh-2021-006672](https://doi.org/10.1136/bmjgh-2021-006672)
- 724 55. Stockemer D, Wigginton MJ. Publishing in English or another language: An inclusive study  
725 of scholar's language publication preferences in the natural, social and interdisciplinary  
726 sciences. *Scientometrics* 2019;118:645-52. [doi.org/10.1007/s11192-018-2987-0](https://doi.org/10.1007/s11192-018-2987-0)
- 727 56. Gibbs WW. Lost science in the third world [Internet]. *Sci Am* 1995 [accessed 2022 Dec  
728 24];273(2): 92-9. Available from: [https://www.scientificamerican.com/article/lost-science-](https://www.scientificamerican.com/article/lost-science-in-the-third-world/)  
729 [in-the-third-world/](https://www.scientificamerican.com/article/lost-science-in-the-third-world/)
- 730 57. Hedt-Gauthier BL, Jeufack HM, Neufeld NH, et al. Stuck in the middle: A systematic review  
731 of authorship in collaborative health research in Africa, 2014-2016. *BMJ Glob Health*  
732 2019;4:e001853. [doi.org/10.1136/bmjgh-2019-001853](https://doi.org/10.1136/bmjgh-2019-001853)
- 733 58. Lancet Global Health. Closing the door on parachutes and parasites. *Lancet Glob Health*  
734 2018;6:e593. [doi.org/10.1016/S2214-109X\(18\)30239-0](https://doi.org/10.1016/S2214-109X(18)30239-0)
- 735 59. Mbaye R, Gebeyehu R, Hossmann S, et al. Who is telling the story? A systematic review of  
736 authorship for infectious disease research conducted in Africa, 1980-2016. *BMJ Glob Health*  
737 2019;4:e001855. [doi.org/10.1136/bmjgh-2019-001855](https://doi.org/10.1136/bmjgh-2019-001855)
- 738 60. Wondimagegn D, Soklaridis S, Yifter H, Cartmill C, Yeshak MY, Whitehead C. Passing the  
739 microphone: Broadening perspectives by amplifying underrepresented voices. *Adv Health*  
740 *Sci Educ Theory Pract* 2020;25(5):1139-47. [doi.org/10.1007/s10459-020-10012-z](https://doi.org/10.1007/s10459-020-10012-z)

## FASTER, HIGHER, STRONGER – TOGETHER?

- 741 61. Maggio LA, Ninkov A, Frank JR, Costello JA, Artino Jr AR. Delineating the field of Medical  
742 Education: Bibliometric research approach(es). *Med Educ* 2022;56:387-94.  
743 [doi.org/10.1111/medu.14677](https://doi.org/10.1111/medu.14677)
- 744 62. Maggio LA, Ninkov A, Costello JA, Driessen EW, Artino Jr AR. Knowledge syntheses in  
745 medical education: Meta-research examining author gender, geographic location, and  
746 institutional affiliation. *PLoS ONE* 2021;16(10):e0258925.  
747 [doi.org/10.1371/journal.pone.0258925](https://doi.org/10.1371/journal.pone.0258925)
- 748 63. United Nations. Standard country or area codes for statistical use (M49) [Internet].  
749 Department of economic and social Affairs. 2018 [cited 2022 Dec 24]. Geneva, Switzerland:  
750 Statistics Division, United Nations. Available from:  
751 <https://unstats.un.org/unsd/methodology/m49/>
- 752 64. International Committee of Medical Journal Editors (ICMJE). Defining the role of authors  
753 and contributors [Internet]. 2022 [cited 2022 Dec 24]. Available from:  
754 [http://www.icmje.org/recommendations/browse/roles-and-responsibilities/defining-the-](http://www.icmje.org/recommendations/browse/roles-and-responsibilities/defining-the-role-of-authors-and-contributors.html)  
755 [role-of-authors-and-contributors.html](http://www.icmje.org/recommendations/browse/roles-and-responsibilities/defining-the-role-of-authors-and-contributors.html) [Accessed September 27, 2022].
- 756 65. Uijtdehaage S, Mavis B, Durning SJ. Whose paper is it anyway? Authorship criteria  
757 according to established scholars in health professions education. *Acad Med* 2018;  
758 93:1171-5. [doi.org/10.1097/ACM.0000000000002144](https://doi.org/10.1097/ACM.0000000000002144)
- 759 66. Thatje S. Reaching out for scientific legacy: How to define authorship in academic  
760 publishing. *Sci Nat* 2016;103:10. [doi.org/10.1007/s00114-016-1335-6](https://doi.org/10.1007/s00114-016-1335-6)
- 761 67. Rees CA, Sirna SJ, Manji HK, Kisenge R, Manji KP. Authorship equity guidelines in global  
762 health journals. *BMJ Glob Health* 2022;7:e010421. [doi.org/10.1136/bmjgh-2022-010421](https://doi.org/10.1136/bmjgh-2022-010421)

## FASTER, HIGHER, STRONGER – TOGETHER?

- 763 68. Morton B, Vercueil A, Masekela R, et al. Consensus statement on measures to promote  
764 equitable authorship in the publication of research from international partnerships.  
765 *Anaesthesia* 2022;77:364-76. [doi.org/10.1111/anae.15597](https://doi.org/10.1111/anae.15597)
- 766 69. Geocoding API. Developer Guide [Internet]. Google Developers. 2022 [cited 2022 Dec 24].  
767 Available from: <https://developers.google.com/maps/documentation/geocoding/intro>.
- 768 70. Costa MJ, Van Schalkwyk S, Ho M-J, Carvalho-Filho MA, Schuwirth L. Equity in the global  
769 health sciences education community: Levelling the playing fields? Paper presented at:  
770 Association for Medical Education in Europe Annual Conference; 2018 August; Basel,  
771 Switzerland.
- 772 71. Williams R, Bornmann L. Sampling issues in bibliometric analysis. *J Informetr* 2016;10:1225-  
773 32. [doi.org/10.1016/j.joi.2015.11.004](https://doi.org/10.1016/j.joi.2015.11.004)
- 774 72. Koepsell TD, Weiss NS. *Epidemiologic methods: Studying the occurrence of illness*. New  
775 York, NY, USA: Oxford University Press, 2003.
- 776 73. United Nations. About us [Internet]. 2021 [cited 2022 Dec 24]. Available from:  
777 <https://www.un.org/en/about-us> [accessed July 11, 2022].
- 778 74. Saha S, Saint S, Christakis DA. Impact factor: A valid measure of journal quality [Internet]? *J*  
779 *Med Libr Assoc* 2003 [cited 2022 Dec 24];91(1):42-6. Available from:  
780 <https://www.ncbi.nlm.nih.gov/pmc/articles/PMC141186/>
- 781 75. Storey WK. Big cats and imperialism: Lion and tiger hunting in Kenya and Northern India,  
782 1898-1930 [Internet]. *J World Hist* 1991 [cited 2022 Dec 24];2(2):135-73. Available from:  
783 <https://www.jstor.org/stable/20078498>

## FASTER, HIGHER, STRONGER – TOGETHER?

- 784 76. Whereig.com. List of participating countries in the Tokyo Olympics 2020-21 [Internet]. 2022  
785 [cited 2022 Dec 24]. Available from: [https://www.whereig.com/olympics/summer-](https://www.whereig.com/olympics/summer-olympics-participating-countries.html)  
786 [olympics-participating-countries.html](https://www.whereig.com/olympics-participating-countries.html) [Accessed July 11, 2022].
- 787 77. Chatziefstathiou D. Paradoxes and contestations of Olympism in the history of the modern  
788 Olympic Movement. *Sport Soc* 2011;14(3):332-44. [doi.org/10.1080/17430437.2011.557269](https://doi.org/10.1080/17430437.2011.557269)
- 789 78. Houghton F. Latin America and the Olympic ideal of progress: An athletes perspective. *Int J*  
790 *Hist Sport* 2005;22(2):158-76. [doi.org/10.1080/09523360500035719](https://doi.org/10.1080/09523360500035719)
- 791 79. Charitas P. Imperialisms in the Olympics of the colonization in the postcolonization: Africa  
792 into the International Olympic Committee, 1910-1965. *Int J Hist Sport* 2015;32(7):909-22.  
793 [doi.org/10.1080/09523367.2015.1027153](https://doi.org/10.1080/09523367.2015.1027153)
- 794 80. Robertson ECJ. 7 traditional African sports that should be in the Olympics [Internet].  
795 Okayafrica. No Date [cited 2022 Dec 24]. Available from: [https://www.okayafrica.com/7-](https://www.okayafrica.com/7-traditional-african-sports-olympics/)  
796 [traditional-african-sports-olympics/](https://www.okayafrica.com/7-traditional-african-sports-olympics/) [Accessed July 11, 2022]
- 797 81. Bourdieu P. Sport and social class. *Soc Sci Info* 1978;17(6):819-40.  
798 [doi.org/10.1177/053901847801700603](https://doi.org/10.1177/053901847801700603)
- 799 82. Albert M, Kleinman DL. Bringing Pierre Bourdieu to science and technology studies.  
800 *Minerva* 2011;49:263-73. [doi.org/10.1007/s11024-011-9174-2](https://doi.org/10.1007/s11024-011-9174-2)
- 801 83. Martimianakis MA, Mylopoulos M, Woods NN. Developing experts in health professions  
802 education research: Knowledge politics and adaptive expertise. *Adv Health Sci Educ Theory*  
803 *Pract* 2020;25:1127-38. [doi.org/10.1007/s10459-020-10014-x](https://doi.org/10.1007/s10459-020-10014-x)
- 804 84. Englander K. The globalized world of English scientific publishing: An analytical proposal  
805 that situates a multilingual scholar. In: López-Bonilla G, Englander K, eds. *Discourses and*

## FASTER, HIGHER, STRONGER – TOGETHER?

- 806 Identities in Contexts of Educational Change: Contributions from the United States and  
807 Mexico, Vol 387 [Internet]. Bern, Switzerland: Peter Lang AG, 2011 [cited 2022 Dec 24]:  
808 209-228. Available from: <https://www.jstor.org/stable/42980952>
- 809 85. Mu E, Pereyra-Rojas M. Impact on society versus impact on knowledge: Why Latin  
810 American scholars do not participate in Latin American studies. *Lat Am Res Rev*  
811 2015;50(2):216-38. [doi.org/10.1353/lar.2015.0021](https://doi.org/10.1353/lar.2015.0021)
- 812 86. Jussieu Call for Open science and bibliodiversity [Internet], 2017 [cited 2022 Dec 24].  
813 Available from: <https://jussieucall.org/jussieu-call/>
- 814 87. Shearer K, Chan L, Kuchma I, Pierre M. Fostering bibliodiversity in scholarly  
815 communications: A call for action [Internet], 2020 [cited 2022 Dec 24]. Available from:  
816 <https://zenodo.org/record/3752923#.Yehzky2z3s0>
- 817 88. Berger M. Bibliodiversity at the centre: Decolonizing open access. *Dev Change* 2021;  
818 52(2):383-404. [doi.org/10.1111/dech.12634](https://doi.org/10.1111/dech.12634)
- 819 89. Balula A, Leão D. Multilingualism within scholarly communication in SSH. A literature  
820 review. *JLIS.it* 2021;12(2):88-98. [doi.org/10.4403/jlis.it-12672](https://doi.org/10.4403/jlis.it-12672)
- 821 90. Naidu T. Says Who? Northern ventriloquism, or epistemic disobedience in global health  
822 scholarship. *Lancet* 2021;9:e1332-5. [doi.org/10.1016/S2214-109X\(21\)00198-4](https://doi.org/10.1016/S2214-109X(21)00198-4)
- 823 91. Sayegh H, Harden C, Khan H, et al. Global health education in high-income countries:  
824 confronting coloniality and power asymmetry. *BMJ Glob Health* 2022;7:e008501.  
825 [doi.org/10.1136/bmjgh-2022-008501](https://doi.org/10.1136/bmjgh-2022-008501)



## FASTER, HIGHER, STRONGER – TOGETHER?

- 826 92. Wyatt TR. “The sins of our forefathers”: Reimagining research in health professions  
827 education. *Adv Health Sci Educ Theory Pract* 2022;27:1195-1206.  
828 <https://doi.org/10.1007/s10459-022-10111-z>
- 829 93. United Nations Educational, Scientific and Cultural Organization (UNESCO).  
830 Recommendations on Open Science [Internet]. 2021 [cited 2022 Dec 24]. Available from:  
831 <https://en.unesco.org/science-sustainable-future/open-science/recommendation>
- 832 94. International Science Council. Opening the record of science: Making scholarly publishing  
833 work for science in the digital era [Internet]. 2021 [cited 2022 Dec 24]. Paris, France:  
834 International Science Council. Available from: [https://council.science/wp-](https://council.science/wp-content/uploads/2020/06/202104_Opening-the-Record-of-Science-Summary_01-ENGLISH-online.pdf)  
835 [content/uploads/2020/06/202104\\_Opening-the-Record-of-Science-Summary\\_01-ENGLISH-](https://council.science/wp-content/uploads/2020/06/202104_Opening-the-Record-of-Science-Summary_01-ENGLISH-online.pdf)  
836 [online.pdf](https://council.science/wp-content/uploads/2020/06/202104_Opening-the-Record-of-Science-Summary_01-ENGLISH-online.pdf) [Accessed July 11, 2022]
- 837 95. United Nations General Assembly. Transforming our world: The 2030 agenda for  
838 sustainable development [Internet]. 2015 [cited 2022 Dec 24]. Geneva, Switzerland: United  
839 Nations. Available from: <https://sdgs.un.org/2030agenda>
- 840 96. Kapata N, Ihekweazu C, Ntoumi F, et al. Is Africa prepared for tackling the COVID-19 (SARS-  
841 CoV-2) epidemic. Lessons from past outbreaks, ongoing pan-African public health efforts,  
842 and implications for the future. *Int J Infect Dis* 2020;93:233-6.  
843 [doi.org/10.1016/j.ijid.2020.02.049](https://doi.org/10.1016/j.ijid.2020.02.049)
- 844 97. Wondimagegn D, Petros A, Asrat Y, et al. COVID-19 in Ethiopia: A contextual approach to  
845 explaining its slow growth. *J Glob Health* 2020;10(2):020369.  
846 [doi.org/10.7189/jogh.10.020369](https://doi.org/10.7189/jogh.10.020369)
- 847

FASTER, HIGHER, STRONGER – TOGETHER?

848 **Table 1:**

849 **Number (percent) of countries by number of publications in top 5 medical education journals,**  
850 **2012-2018**

851

Number of first or last authored publications	Number of countries	Percent (%)
0 publications	105	53.85
1 publication	20	10.26
2-10 publications	35	17.95
11-50 publications	25	12.82
51-100 publications	8	4.10
101-493 publications	2	1.03
>493 publications	5	2.56

852

FASTER, HIGHER, STRONGER – TOGETHER?

853 **Table 2:**  
 854 **Number and percent\* of first/last authored publications from USA, Canada, UK, Netherlands,**  
 855 **Australia, and “other” countries, by journal, 2012-2018**  
 856

	Acad Med	Med Educ	AHSE	Med Teach	BMC Med Educ	Total
Impact Factor (2018)	4.937	4.619	2.761	2.706	1.87	
USA	1105 73.4% (71.2-75.7%)	164 20.7% (17.8-23.5%)	83 16.8% (13.5-20.1%)	331 22.3% (20.2-24.4%)	253 13.3% (11.8-14.8%)	<b>1936</b> <b>31.4%</b> <b>(30.2-32.6%)</b>
Canada	226 15.0% (13.2-16.8%)	210 26.5% (23.4-29.5%)	114 23.1% (19.4-26.8%)	188 12.7% (11.0-14.4%)	140 7.4% (6.2-8.6%)	<b>878</b> <b>14.2%</b> <b>(13.3-15.1%)</b>
UK	35 2.3% (1.6-3.1%)	143 18.0% (15.3-20.7%)	53 10.7% (8.0-13.5%)	275 18.6% (16.6-20.6%)	215 11.3% (9.9-12.7%)	<b>721</b> <b>11.7%</b> <b>(10.9-12.5%)</b>
Netherlands	58 3.9% (2.9-4.8%)	88 11.1% (8.9-13.3%)	98 19.8% (16.3-23.4%)	153 10.3% (8.8-11.8%)	135 7.1% (5.9-8.3%)	<b>532</b> <b>8.6%</b> <b>(7.9-9.3%)</b>
Australia	23 1.5% (0.9-2.1%)	80 10.1% (8.0-12.2%)	41 8.3% (5.9-10.7%)	121 8.2% (6.8-9.6%)	229 12.1% (10.6-13.6%)	<b>494</b> <b>8.0%</b> <b>(7.3-8.7%)</b>
Other	58 3.9% (2.9-5.0%)	109 13.7% (11.3-16.1%)	105 21.3% (17.6-24.9%)	414 27.9% (25.6-30.0%)	926 48.8% (46.6-51.0%)	<b>1612</b> <b>26.1%</b> <b>(25.0-27.2%)</b>
<b>Total</b>	<b>1505</b>	<b>794</b>	<b>494</b>	<b>1482</b>	<b>1898</b>	<b>6173</b>

857 \* Percentages were calculated with a 95% confidence interval

858

859 Legend:

860 Acad Med: Academic Medicine

861 Med Educ: Medical Education

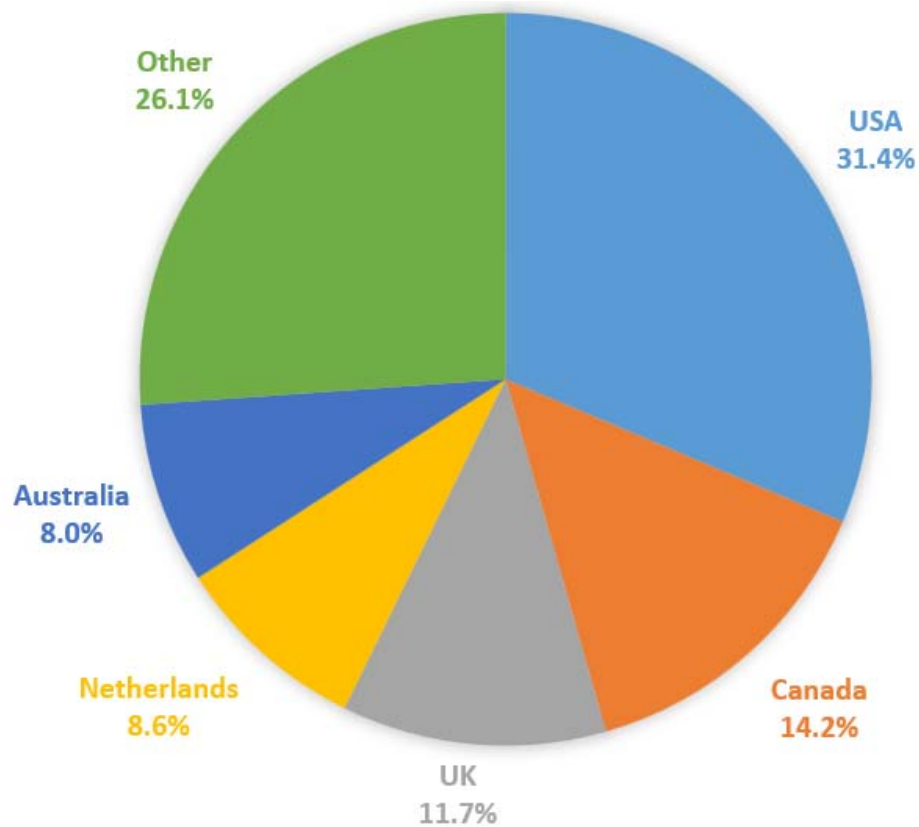
862 AHSE: Advances in Health Sciences Education

863 Med Teach: Medical Teacher

864 BMC Med Educ: BMC Medical Education

FASTER, HIGHER, STRONGER – TOGETHER?

865 **Figure 1:**  
866 **Percent first/last authored publications from USA, Canada, UK, Netherlands, Australia, all**  
867 **'other' countries, all journals, 2012-2018**  
868

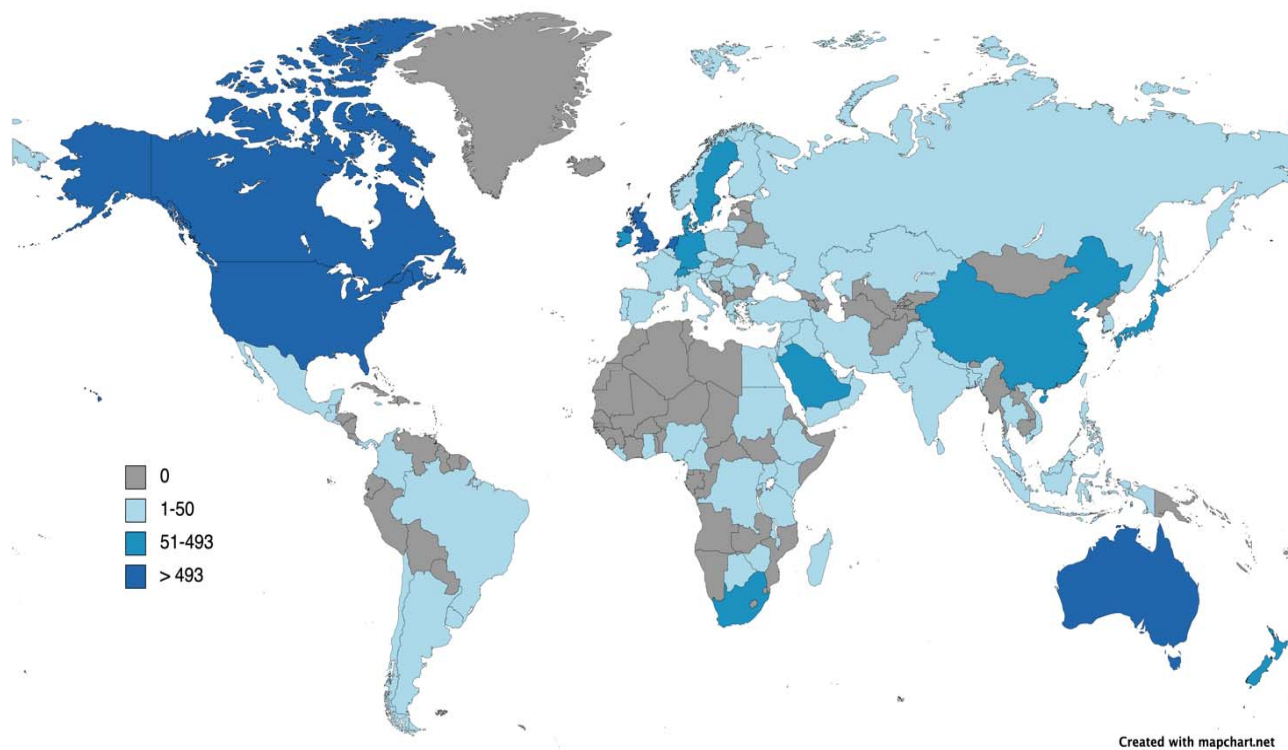


869  
870

871

FASTER, HIGHER, STRONGER – TOGETHER?

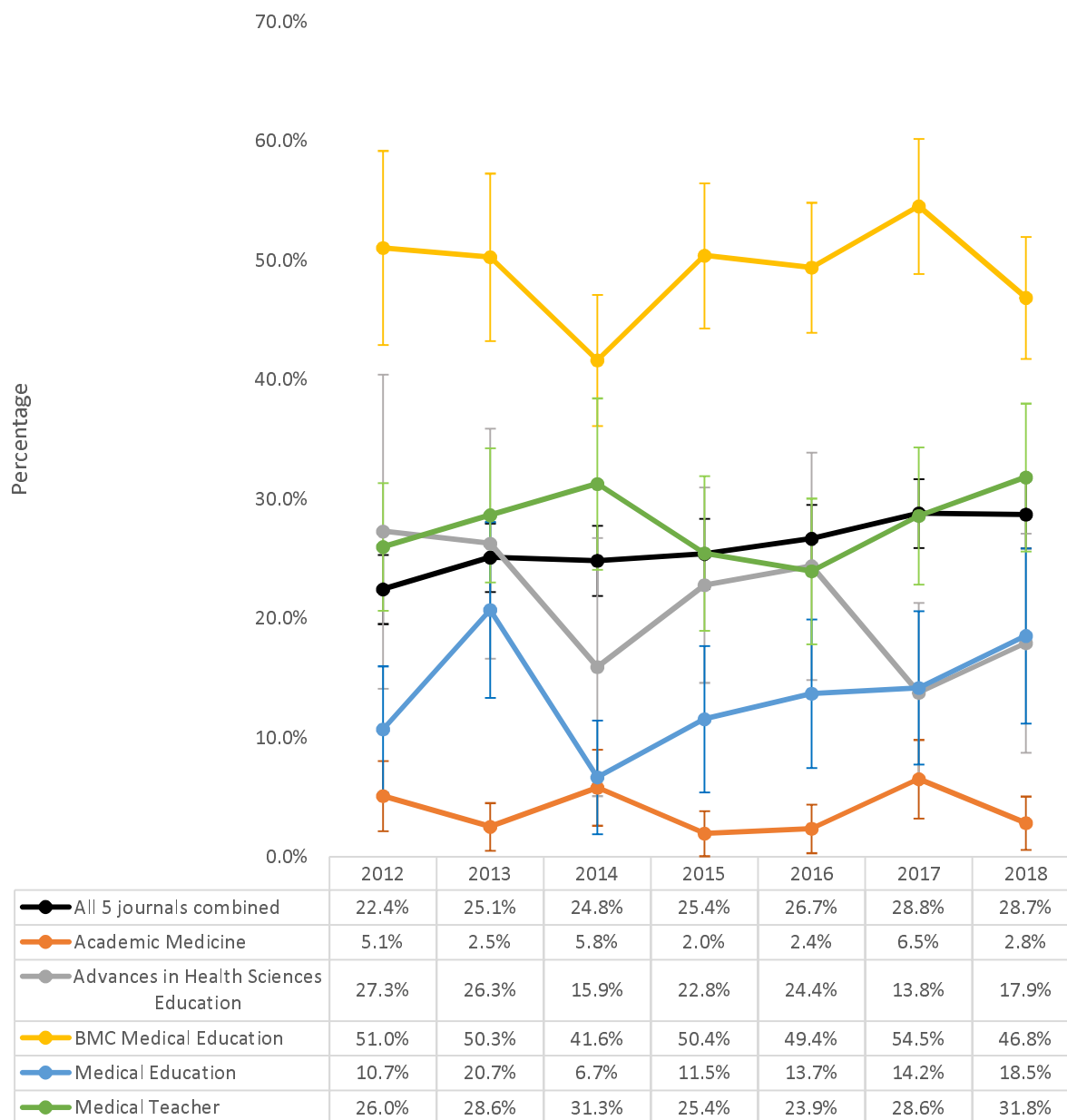
872 **Figure 2:**  
873 **Number of first and last authored publications originating from each country, 2012-2018**  
874



875  
876  
877

FASTER, HIGHER, STRONGER – TOGETHER?

878 **Figure 3:**  
 879 **Percent\* of first/last authored publications from "other" countries outside of USA, Canada,**  
 880 **UK, Netherlands and Australia, for each journal separately and for all journals combined,**  
 881 **from 2012 to 2018**



884  
 885  
 886 \* Error bars were calculated using a 95% confidence interval

887