

Systematic Review and Meta Analysis

Outcome of Gynecologic Cancer Patients With The Covid-19 Infection : A Systematic

Review And Meta Analysis

Short title: Gynaecologic Cancer Patients With The Covid-19 Infection

I Gde Sastra Winata¹, Januar Simatupang², Arie A Polim^{3,4}, Yakob Togar², Advenny Elisabeth Tondang²

¹ Faculty of Medicine, Department of Obstetric and Gynecology, Udayana University, Denpasar, Bali, Indonesia.

² Faculty of Medicine, Department of Obstetric and Gynecology, Christian University of Indonesia, Jakarta , Indonesia.

³ Department of Obstetrics and Gynecology, School of Medicine and Health Sciences, Atmajaya Catholic University of Indonesia, Jakarta, Indonesia

⁴ Morula IVF , Jakarta, Indonesia

ORCID ID of All Authors :

I Gde Sastra Winata : <https://orcid.org/0000-0001-6142-960X>

Januar Simatupang : <https://orcid.org/0000-0002-8952-7671>

Arie A Polim : <https://orcid.org/0000-0001-5876-4968>

Yakob Togar : <https://orcid.org/0000-0001-6554-6379>

Advenny Elisabeth Tondang : <https://orcid.org/0000-0002-7703-4220>

Acknowledgements: We thank the staff of Gynecology Oncology (Sanglah Hospital, Faculty of Medicine, Udayana University, Denpasar, Bali, Indonesia) , staff of Reproductive Endocrinology and Infertility (Morula IVF), (School of Medicine and Health Sciences, Atmajaya Catholic University of Indonesia, Jakarta, Indonesia) , and staff of Department of Obstetric and Gynecology (UKI Hospital , Faculty of Medicine, Christian University of Indonesia, Jakarta , Indonesia) to make this research collaboration possible.

Correspondence to: Yakob Togar , MD. Jl.Haji Achyar No 10. Duren Sawit, Jakarta 13440 ,
vincentharlingcute@gmail.com , vincent_harling@yahoo.com .

Disclaimers: None Declared.

Synopsis

This is a systematic review and meta analysis study that presents pooled evidence of outcome among gynecologic cancer patients infected with the Covid-19 infection. We manage to gather 49 studies involving 1994 gynecologic cancer patients with Covid-19, 220967 non cancer patients with Covid-19, 4080990 cancer patients without Covid-19 and 28658 non gynecologic cancer patients with Covid-19 for analysis. Meta analysis shows reduction of Covid-19 death with gynecologic cancer patients vs overall other cancer, lung cancer, and hematologic cancer (OR 0.84, CI 0.72-0.97, p 0.02), (OR 0.52, CI 0.43-0.63, p <0.0001), (OR 0.65, CI 0.49-0.87, p 0.003) respectively. On the contrary, increased risk of Covid-19 death occur to gynecologic cancer patients vs infected non cancer, non Covid cancer patients, and infected breast cancer patients (OR 3.06, CI 2.32-4.04, p <0.0001), (OR 12.21, CI 8.39-17.77, p <0.0001), (OR 1.51, CI 1.20-1.90, p 0.0004) respectively. Analysis from SARS-Cov-2 infection shows lower infection with gynecologic cancer patients vs hematologic cancer cohort (OR 0.71, CI 0.56-0.89, p 0.003). We hope the result of this meta analysis will be useful to providers practicing in cancer centers and tertiary cancer referral hospitals thus better practices and care services given to gynecologic cancer patients infected with / without the Covid-19 during the ongoing global pandemic can be achieved.

To our knowledge this is the first systematic review and meta analysis which emphasizes on reporting the outcome of gynecologic cancer patients with the Covid-19 infection. We also found no publication bias across 49 studies we have gathered and used as meta analysis data.

Abstract

Objective: Cancer is comorbidity, which can lead to progressive worsening of Covid-19 with increased mortality. This is a systematic review and meta-analysis to get evidence of adverse outcomes of Covid-19 in gynecologic cancer.

Methods: Searches through PubMed, Google Scholar, ScienceDirect, and medRxiv to find articles on the outcome of gynecologic cancer with Covid-19 (24 July 2021-19 February 2022). Newcastle-Ottawa Scale tool used to evaluate the quality of included studies. Pooled odds ratio (OR), 95% confidence interval (CI), random-effects model were presented. This study was registered to PROSPERO (CRD42021256557).

Results: We accepted 49 studies with (1994 gynecologic cancer with Covid-19). Covid-19 infection was lower in gynecologic cancer vs hematologic cancer (OR 0.71, CI 0.56-0.89, p 0.003). Severe Covid and death were lower in gynecologic cancer vs lung and hematologic cancer (OR 0.36, CI 0.16-0.80, p 0.01), (OR 0.26, CI 0.10-0.67 p 0.005), (OR 0.52, CI 0.43-0.63, p <0.0001), (OR 0.65, CI 0.49-0.87, p 0.003) respectively. Increased Covid death is seen in gynecologic cancer vs breast, non-covid cancer, and non-cancer covid (OR 1.51, CI 1.20-1.90, p 0.0004), (OR 12.21, CI 8.39-17.77, p <0.0001), (OR 3.06, CI 2.32-4.04, p <0.0001) respectively.

Conclusion: Gynecologic cancer had increased Covid-19 adverse outcomes compared to non-cancer, breast cancer, non-metastatic, and Covid-19 negative population. Gynecologic cancer had lowered Covid-19 adverse outcomes compared to other cancer types, lung cancer, and hematologic cancer. Lack of age and comorbidities stratification due to limited data were limitations. These findings may aid health policies and services during the ongoing global pandemic.

Keywords: COVID-19, Critical care outcome, Female genital neoplasms, Hospitalization, Morbidity, Mortality.

INTRODUCTION

The Covid-19 pandemic has changed the way of health care providers around the world to manage care provided to their patients. The pandemic has also proven to shift the attitude of standard practice and procedure between providers and patients, for example, to reduce gynecologic cancer patients visiting the hospital as possible because the risk of getting infected with Covid-19 is increased regarding their comorbidities.¹ Despite this circumstance, gynecologic cancer patients are still often required to perform routine hospital visits for treatments or other medical procedures under guidance made by gynecological cancer societies during the Covid-19 pandemic.² The burden of cancer incidence and mortality are still increasing around the world. According to Global Cancer Statistic: 2020 for gynecologic cancer, there are 604.127, 417.367, 313.959, 45.240, and 17.908 new cases for cancer of cervix uteri, corpus uteri, ovary, vulva, and vagina respectively.³ Most concerns are coming from these patients about how they may proceed to seek or continue their cancer treatment and surveillance during the Covid-19 pandemic time whether they should continue or delay.⁴ Studies are showing various results on increased mortality and severity among cancer patients infected with Covid-19. Systematic review and meta-analysis studying the outcome of cancer patients with Covid-19 show 2.1-4% proportion of cancer patients among those infected with Covid-19, additionally compared to non-cancer with Covid-19 greater amount of mortality and severity are observed in cancer population with Covid-19.⁵⁻⁷ However studies and data pertaining to the outcome of gynecologic cancer patients with Covid-19 are still lacking. We are now entering the third year of the Covid-19 pandemic after the first confirmed case was announced in December 2019 in Wuhan, Hubei Province, The People's Republic of China. Several SARS-CoV-2 variants of concerns listed by WHO (World Health Organization) pose challenges to mitigate the pandemic as these variants often increase transmission rate and severity.⁸ The world has been experiencing wave of active case surges by these variants and on 26 November 2021 the WHO designated the variant Omicron (B.1.1.529) as an addition to the list.⁹ Thus we attempt to review the literature and quantify the effect of the SARS-Cov-2/Covid-19 infection among gynecologic cancer patients whether the risk of infection, hospitalization, severity, and mortality are increased than non-gynecologic cancer population.

MATERIALS AND METHODS

We conducted this systematic review and meta-analysis according to Preferred Reporting Items for Systematic Reviews and Meta-Analyses/PRISMA statement.¹⁰ This study and its protocol were registered to PROSPERO (CRD42021256557).

Eligibility Criteria

We took into consideration of studies with observational cohort study, case-control, cross-sectional, case report, and case series design that evaluate the outcome of gynecologic cancer patients infected with Covid-19 from the year 2019. Each study ought to report Covid-19 associated infection, hospital admission, mortality, severity, or admission to the ICU provided both in the main result or supplementary data. We exclude studies other than the English language, review or guidelines, and the inconceivable result of the sought outcome.

Comparator(s) / Control.

Non-cancer Covid-19 patients, non-Covid-19 cancer patients, other cancer types / non-gynecological cancer with Covid-19.

Database and Literature Search

Study articles were systematically searched through PubMed/Medline, ScienceDirect, Google Scholar, and medRxiv. Relevant articles had been screened from 24 July 2021-19 February 2022. Reference searches from retrieved articles citation lists were identified if any were needed. Boolean operators technique used for Pubmed/Medline search with ("COVID-19" or "2019-nCoV" or "SARS-CoV" or SARSCOV2 or 2019-nCov or "2019 coronavirus" or covid19) AND (gynecology or gynaecology) AND (tumor or malignancy or cancer) AND (outcomes or outcome) AND (gyn* tum* or gyn *malign* or gyn* cancer) AND (cancer surgery or oncolog* surger*) AND (brachytherapy or radiotherapy). We used "Gynecologic cancer AND Covid-19" with Google Scholar, Science Direct, and medRxiv. Two authors (YT & AET) separately handled the literature search. Findings were accumulated and stored in Mendeley and Zotero for management and automated duplicate identification. Thorough stepwise screening from title and abstract was then conducted to determine possible article inclusion. Potentially eligible studies were then evaluated for in-depth full-text review. Each author would consult senior authors (JS, AAP, & IGSW) to resolve any differences found during the literature's selection process.

Data Extraction and Quality Assessment

Two authors (YT & AET) extracted data independently and stored them in The Microsoft Excel spreadsheet. Data then discussed for an agreement. Name of authors, year of publication, country, type of studies, study period, number of patients, comparators, and target conditions were collected. The NOS / Newcastle-Ottawa Scale will be used by authors to assess the quality of cohort and case-control study, and The Joanna Briggs Institute (JBI) Critical Appraisal Checklist for an analytical cross-sectional study.¹¹ Two authors (YT & AET) performed the assessment and results were discussed with the first author (IGSW).

Meta-Analysis Outcome

The main outcome of interest were Covid-19 mortality and severity. Covid-19 severity is defined as either ICU admission, ARDS, or need for mechanical ventilation. Covid-19 infection and hospitalization were decided as secondary outcomes.

Data Analysis & Synthesis

We performed data analysis mainly using Review Manager 5.4.1 (RevMan 5.4.1) by Cochrane collaboration.¹² Additional synthesis if any were needed then performed with STATA-16. We synthesized the dichotomous outcome from each study with an odds ratio (OR). The random-effects model (DerSimonian and Laird) was used to present pooled OR with 95% CI (Confidence Interval) and the result of overall effect (p). We addressed the presence of heterogeneity with I^2 as 0% to 40%: might not be important; 30% to 60%: may represent moderate heterogeneity; 50% to 90%: may represent substantial heterogeneity; 75% to 100%: considerable heterogeneity.¹³ We performed subgroup analysis by cancer type, presence of metastatic disease, and cancer treatment. Sensitivity analysis would be performed by dividing multi-center/single-center studies and removing/including the latest study period if concerns were raised of patients population duplication thus we could present robust pooled evidence.¹⁴

RESULTS

A total of 49 studies involving the Covid-19 positive population, among them are 1994 gynecologic cancer patients, 220967 non-cancer patients, and 28658 other cancer type patients. 4080990 cancer patients were found to be Covid-19 free. Study selection and summary of included studies were presented in **Figure 1** and **Table 1** respectively. The risk of bias of each study was shown in **Fig. S1** and **Fig. S2**.

Overall Covid-19 Events

36 studies provided data on overall Covid-19 death (1660 gynecologic cancer, 507874 overall control population).^{15,16,18-22,24-28,30,32,36-42,44-49,51-54,56,57,59} Death was not statistically significant between gynecologic cancer and control (OR 1.31, CI 0.85-2.01, p 0.22, I^2 83%) **Fig. S3**. 9 studies available for overall Covid-19 severity (195 gynecologic cancer, 1748 overall control population).^{24,25,32,36,44,46,52,53,55} Severity was not statistically significant versus control (OR 0.83, CI 0.50-1.39, p 0.49, I^2 10%) **Fig. S4**. Overall hospitalization from Covid-19 available from 4 studies (880 gynecologic cancer, 103466 overall control population).^{17,30,36,49} Hospitalization was comparable between gynecologic cancer and control (OR 0.93, CI 0.46-1.87, p 0.83, I^2 92%) **Fig. S5**. Lastly, 20 studies provided data on overall Covid-19 infectivity (99601 gynecologic cancer, 8311468

overall control population).^{15,17,23,29,31,33-35,39,43,44,46,49,51,54,55,58,60} Covid-19 infection was comparable between gynecologic cancer and control (OR 0.97, CI 0.81-1.15, p 0.69, I^2 47%) **Fig. S6**. Due to heterogeneity among overall Covid-19 events, it was then succeeded as subgroup analysis.

Gynecologic Cancer VS Other Cancer

Covid-19 infection was equivalent between gynecologic cancer and other cancer gathered from 8 studies (OR 1.02, CI 0.85-1.24, p 0.80, I^2 62%) **Fig. S7**.^{33,39,49,50,54,55} Gynecologic cancer had fewer Covid-19 associated death compared to other cancer according to 27 studies (OR 0.84, CI 0.72-0.97, p 0.02, I^2 4%) **Figure 2**.^{18-20,24-28,30,32,37,39-42,45,47,49,51-54,56,57,59} Covid-19 associated severity was not statistically significant from 6 studies between gynecologic cancer and other cancer (OR 0.56, CI 0.30-1.03, p 0.06, I^2 0%) **Fig. S8**.^{24,25,32,52,53,59} Lastly, data from 2 studies showed non statistical significance from Covid-19 hospitalization in gynecologic cancer patients than other cancer (OR 0.73, CI 0.50-1.06, p 0.10, I^2 82%) **Fig. S9**.^{30,49}

Gynecologic Cancer VS Non-Cancer

Covid-19 infection among gynecologic cancer and non cancer population was comparable from 5 studies (OR 1.06, CI 0.70-1.62, p 0.78, I^2 53%) **Fig. S10**.^{35,39,49,58} Data from 10 studies revealed death from Covid-19 was higher in gynecologic cancer than non cancer patients (OR 3.06, CI 2.32-4.04, p <0.0001, I^2 28%) **Figure 3**.^{18,20,24,27,38,39,42,49,53} Lastly, severe Covid-19 was not statistically significant in gynecologic cancer than non cancer patients from 2 studies (OR 1.85, CI 0.77-4.44, p 0.17, I^2 0%) **Fig. S11**.^{24,53}

Gynecologic Cancer VS Non-Covid

Data represented from 4 studies revealed that gynecologic cancer patients were experiencing higher Covid-19 associated death in comparison to other cancer patients without Covid-19 infection (OR 12.21, CI 8.39-17.77, p <0.0001, I^2 6%) **Figure 4**.^{16,39,44,49}

Cancer Treatment Group

Data from 9 studies showed among those receiving cancer treatment, Covid-19 infection was not statistically significant in gynecologic cancer patients compared to other cancer (OR 0.74, CI 0.54-1.02, p 0.06, I^2 0%) **Fig. S12**.^{15,17,23,29,31,34,43,46,60} Covid-19 death was comparable in among cancer treatment between gynecologic cancer and other cancer gathered from 8 studies (OR 0.90, CI 0.41-1.96, p 0.78, I^2 3%) **Fig. S13**.^{15,21,25,32,38,44,46,48} Severe Covid-19 was not statistically significant in gynecologic cancer than other cancer who were receiving cancer treatment gathered from 5 studies (OR 0.76, CI 0.15-3.90, p 0.75, I^2 33%) **Fig. S14**.^{25,32,44,46,59} According to 4 studies, gynecologic cancer with cancer treatment compared to those not receiving cancer treatment, Covid-19 death was equivalent between the two (OR 1.06, CI 0.56-2.01, p 0.85, I^2 0%) **Fig. S15**.^{22,25,32,36} Lastly from 4

studies available, severity from Covid-19 was not statistically significant in gynecologic cancer who had cancer treatment than who had none (OR 0.36, CI 0.09-1.42, p 0.14, I^2 44%) **Fig. S16**.^{25,32,36,59}

Cancer Stage and Metastatic Cancer

3 studies provided data on metastatic status.^{20,25,39} Gynecologic cancer with metastasis was having increased Covid-19 death than those with localized cancer (OR 1.53, CI 1.06-2.21, p 0.02, I^2 0%) **Figure 5**. Contrary, among metastatic diseases, death was not statistically significant between gynecologic cancer compared to other cancer (OR 0.77, CI 0.54-1.11, p 0.17, I^2 0%) **Fig. S17**.

Gynecologic cancer VS Lung Cancer

13 studies provided data on Covid-19 infectivity, infection was not statistically significant in gynecologic cancer than lung cancer (OR 0.85, CI 0.61-1.18, p 0.33, I^2 73%) **Fig. S18**.^{15,17,23,29,33,39,43,49,50,55,60} Data from 28 studies revealed that gynecologic cancer had fewer Covid-19 death than lung cancer patients (OR 0.52, CI 0.43-.063, p <0.0001, I^2 4%) **Figure 6A**.^{15,18-21,24-28,30,32,37,39,40-42,45,47-49,51-53,56,57} Data from 6 studies showed that gynecologic cancer was having less severity from Covid-19 than lung cancer (OR 0.36, CI 0.16-0.80, p 0.01, I^2 0%) **Figure 6B**.^{24,25,32,52,53,59} Lastly, 2 studies reported fewer hospitalization associated with Covid-19 in gynecologic cancer than lung cancer (OR 0.54, CI 0.40-0.73, p <0.0001, I^2 0%) **Figure 6C**.^{17,30}

Gynecologic cancer VS Breast Cancer

Data from 13 studies showed gynecologic cancer and breast cancer were equivalent on having Covid-19 infection (OR 1.07, CI 0.94-1.22, p 0.30, I^2 18%) **Fig. S19**.^{15,17,29,33,39,43,46,49,50,55,60} Interestingly from 24 studies, gynecologic cancer was experiencing higher Covid-19 death compared to breast cancer patients (OR 1.51, CI 1.20-1.90, p 0.0004, I^2 21%) **Figure 7A**.^{15,18-20,25-28,30,32,37,39-42,45,47-49,52,53,56,57} Covid-19 severity was not statistically significant from 7 studies between gynecologic cancer and breast cancer (OR 0.83, CI 0.40-1.72, p 0.62, I^2 0%) **Fig. S20**.^{24,25,32,46,52,53,59} Lastly, data from 2 studies showed gynecologic cancer was experiencing higher hospitalization from Covid-19 compared to breast cancer (OR 1.52, CI 1.18-1.96, p 0.001, I^2 0%) **Figure 7B**.^{17,30}

Gynecologic cancer VS Hematologic Cancer

Data available from 8 studies revealed gynecologic cancer was having less infection of Covid-19 compared to hematologic cancer patients (OR 0.71, CI 0.56-0.89, p 0.0003, I^2 67%) **Figure 8A**.^{15,33,39,49,50,55} Data also showed that gynecologic cancer was experiencing fewer Covid-19 death compared to hematologic cancer from 22 studies (OR 0.65, CI 0.49-0.87, p 0.003, I^2 45%) **Figure 8B**.^{15,19,20,24-28,30,32,37,39,40,42,47-49,51,53,57} Lastly, 4 studies also showed that gynecologic cancer was having less severity from Covid-19 compared to hematologic cancer

(OR 0.26, CI 0.10-0.67, p 0.005, I^2 0%) **Figure 8C**.^{24,25,32,53}

Gender

Age

Comorbidities

Sensitivity Analysis

We performed sensitivity analysis by reproducing each outcome synthesis to pre-specified single center to multi-center studies, furthermore excluding overlapped study periods associated with its study centers thus only one center with the most recent study period was included **Table S1**. After the exclusion, 4 studies showed the non-statistical significance of severe Covid-19 among those receiving cancer treatment in gynecologic cancer than other cancer patients (22 gynecologic cancer, 256 other cancer, OR 1.18, CI 0.19-7.49, p 0.86, I^2 36%).^{25,32,44,46} After the exclusion, 4 studies showed severe Covid-19 between gynecologic cancer and breast cancer was comparable (49 gynecologic cancer, 134 breast cancer, OR 0.95, CI 0.29-3.15, p 0.93, I^2 21%).^{25,32,46,52} Aside from these, the remainder of calculated OR from reproducing each outcome synthesis by exclusion were within good accordance.

Publication Bias

We found no publication bias within our included studies though at first, we identified an asymmetrical funnel plot; it was caused solely by heterogeneity nonetheless (**Fig. S21-24**). After subgroup identification, the funnel plot was corrected and the calculated Egger & Begg's test for overall Covid death, severity, and hospitalization were p 0.1701, p 1.5674 respectively. For data associated with Covid-19 infection, the values were p 0.2109, p 1.7157 respectively.

DISCUSSION

We believe this is the first comprehensive meta-analysis done regarding the outcome of Covid-19 to the gynecologic cancer population. With the 1994 Covid-19 positive gynecologic cancer that we amassed, we hope we provide new insight into how the global pandemic is affecting practice and service affecting gynecologic cancer. Several meta-analyses showed the prevalence for cancer with Covid-19 infection were 2-4%, Covid-19 mortality also higher in the cancer patients cohort.^{5-7,61-65} In this meta-analysis gynecologic cancer patients is at increased risk of Covid-19 death compared to the non-cancer population (OR 3.06, CI 2.32-4.04, p <0.0001, I^2 28%), most studies also support this finding by providing evidence of greater Covid-19 adverse outcome in cancer patients.^{5-7,61-65} Contrary to the "N3C" multicenter study from the United States, our result present a

significant increased of Covid-19 death in Covid-19–Positive gynecologic cancer than Covid-19–Negative other cancer types (OR 3.06, CI 2.32-4.04, $p < 0.0001$, I^2 28%).⁶⁶ Our finding shows gynecologic cancer with metastatic disease has an increased Covid-19 death compared to whose cancer are localized (OR 1.53, CI 1.06-2.21, p 0.02, I^2 0%), most studies also report identical outcomes to ours.^{65,67,68} Our analysis also shows gynecologic cancer is associated with higher Covid-19 death and hospitalization compared to breast cancer patients (OR 1.51, CI 1.20-1.90, p 0.0004, I^2 21%), (OR 1.52, CI 1.18-1.96, p 0.001, I^2 0%) respectively. Other meta-analyses, as well as studies done by “*CCC19*” and the “*N3C*” also supported this finding.^{62,66,67} Our analysis present that gynecologic cancer patients have lower Covid-19 death compared to overall other cancer types (OR 0.84, CI 0.72-0.97, p 0.02, I^2 4%), further analysis shows that Covid-19–Positive gynecologic cancer patients have fewer adverse outcome compared to Covid-19–Positive lung and hematologic cancer. Our findings are (OR 0.52, CI 0.43-0.63, $p < 0.0001$, I^2 4%), (OR 0.36, CI 0.16-0.80, p 0.01, I^2 0%), (OR 1.52, CI 1.18-1.96, p 0.001, I^2 0%) for Covid-19 associated death, severity, and hospitalization versus lung cancer respectively. Meanwhile versus hematologic cancer (OR 0.71, CI 0.56-0.89, p 0.0003, I^2 67%), (OR 0.65, CI 0.49-0.87, p 0.003, I^2 45%), (OR 0.26, CI 0.10-0.67, p 0.005, I^2 0%) for Covid-19 infectivity, death, and severity respectively. The “*TERAVOLT*” study and the one conducted by *Luo et al.* also support our finding by a high burden of Covid-19 associated adverse outcomes among lung cancer patients.^{69,70} Other meta-analyses show lung cancer with Covid-19 have 32.9% case fatality rate (378 lung cancer), compared to non-lung cancer population the Covid-19 death among lung cancer is also higher (92 lung cancer, 554 control, OR 1.83, CI 1.00-3.37, p 0.05, I^2 19%), (78 lung cancer, 482 control, RR 1.46, CI 1.84-2.52, p 0.7, I^2 48.1%).^{5,62,63} Lastly, most studies also support our findings on the increased Covid-19 adverse outcome in hematologic cancer population with 34.2% case fatality rate (480 hematologic cancer), (120 hematologic cancer, 758 control, OR 2.39, CI 1.17-4.87, p 0.02, I^2 49%) in other meta analyses.^{62,63,65-68} We believe our meta-analysis results correspond to several studies that present the safety of continuing gynecologic cancer care and service during the global pandemic. Safety protocols have been published for gynecologic cancer patients who are seeking treatment and some even recommend implementation of ERAS (Enhanced Recovery After Surgery).^{2,71,72} Data from the French Society for Pelvic and Gynecological Surgery (SCGP) and the French (FRANCOGYN) Group reveal there are changes in cancer management strategy during the pandemic time and from 181 gynecologic cancer patients, 8 tested positive of Covid-19.⁷³ Multicenter study from three New York City hospitals also show a similar result, among 302 gynecologic cancer patients, 117 experienced a COVID-19-related treatment modification, 19 have positive Covid-19 result among them 3 are asymptomatic, 11 are having mild symptoms, 3 are hospitalized, and 2 died.⁷⁴

Lastly, data from the United Kingdom, Turkey, and Italy show that while maintaining gynecologic cancer treatment during the pandemic time the Covid-19 infection rate is found at a low level, 1/289 is Covid-19 positive and 1 post-operative death suspected of Covid-19 (UK), 2/200 is suspected with Covid-19 but neither was positive for COVID-19 on polymerase chain reaction testing (Turkey), and 1/930 is Covid-19 positive (Italy).⁷⁵⁻⁷⁷ We hope these findings will be useful among gynecologist-oncologists in cancer centers or tertiary cancer referral centers who provide care to gynecologic cancer patients during the ongoing Covid-19 pandemic.

Limitations

Limitations from our analysis are, we cannot perform specific gynecologic cancer type, age, and associated comorbidities due to limited data.

Conflict of Interest

None declared.

Availability of data, code, and other materials

The report which of the following are publicly available and they can be found at the supplementary material.

Figure 1. Study Flow Diagram.

Figure 2. Forest plot subgroup analysis Gyn-Onco VS Other Cancer, Covid-19 Death.

Figure 3. Forest plot subgroup analysis Gyn-Onco VS Non-Cancer, Covid-19 Death.

Figure 4. Forest plot subgroup analysis Gyn-Onco Covid VS Other cancer non-covid, Covid-19 Death.

Figure 5. Forest plot subgroup analysis Covid-19 death, Gyn-Onco metastasis VS no metastasis.

Figure 6. Forest plot subgroup analysis Gyn-Onco VS Lung Cancer, (A) Covid-19 death. (B) Severe Covid-19. (C) Covid-19 hospitalization.

Figure 7. Forest plot subgroup analysis Gyn-Onco VS Breast Cancer, (A) Covid-19 death, (B) Covid-19 hospitalization.

Figure 8. Forest plot subgroup analysis Gyn-Onco VS Hematologic Cancer, (A) Covid-19 infection. (B) Covid-19 death. (C) Severe Covid-19.

Table 1. Characteristics of included studies.

REFERENCES

1. Ramirez PT, Chiva L, Eriksson AGZ, et al. COVID-19 Global Pandemic: Options for Management Gynecologic Cancers. *Int J Gynecol Cancer* 2020;0:1–3. doi:10.1136/ijgc-2020-001419
2. Uwins C, Bhandoria GP, Shylasree TS, et al. *Int J Gynecol Cancer* 2020;30:1424–1433. doi:10.1136/ijgc-2020-001634
3. Sung, H, Ferlay, J, Siegel, RL, Laversanne, M, Soerjomataram, I, Jemal, A, Bray, F. Global cancer statistics 2020: GLOBOCAN estimates of incidence and mortality worldwide for 36 cancers in 185 countries. *CA Cancer J Clin.* 2021; 71: 209- 249. <https://doi.org/10.3322/caac.21660>
4. Frey MK, Blank SV. Coronavirus Concerns: What do women with gynecologic cancer need to know during The Covid-19 crisis ? . *Gynecologic Oncology.* 2020; 158:32–33 . <https://doi.org/10.1016/j.ygyno.2020.04.697>
5. Han S, Zhuang Q, Chiang J, et al. Impact of cancer diagnoses on the outcomes of patients with COVID- 19: a systematic review and meta- analysis. *BMJ Open* 2022;0:e044661. doi:10.1136/bmjopen-2020-044661
6. G. M. ElGohary, S. Hashmi, J. Styczynski et al., The risk and prognosis of COVID-19 infection in cancer patients: A systematic review and meta-analysis, *Hematol Oncol Stem Cell Ther*, <https://doi.org/10.1016/j.hemonc.2020.07.005>
7. Giannakoulis VG, Papoutsis E, Siempos I.I. Effect of Cancer on Clinical Outcomes of Patients With Covid-19 : A Meta-Analysis of Patient Data. *JCO Global Oncology* no. 6 (2020) 799-808. DOI: 10.1200/GO.20.00225
8. Choi JY, Smith DM. SARS-CoV-2 Variants of Concern. *Yonsei Med J.* 2021 Nov;62(11):961-968. <https://doi.org/10.3349/ymj.2021.62.11.961>
9. Minol. Enhancing Readiness for Omicron (B.1.1.529): Technical Brief and Priority Actions for Member States. 2021. <https://doi.org/10.5281/zenodo.5744276>
10. Page M J, McKenzie J E, Bossuyt P M, Boutron I, Hoffmann T C, Mulrow C D et al. The PRISMA 2020 statement: an updated guideline for reporting systematic reviews *BMJ* 2021; 372 :n71 doi:10.1136/bmj.n71
11. Ma, LL., Wang, YY., Yang, ZH. *et al.* Methodological quality (risk of bias) assessment tools for primary and secondary medical studies: what are they and which is better?. *Military Med Res* 7, 7 (2020). <https://doi.org/10.1186/s40779-020-00238-8>
12. Review Manager (RevMan) [Computer program]. Version 5.4. The Cochrane Collaboration, 2020.
13. Deeks JJ, Higgins JPT, Altman DG (editors). Chapter 10: Analysing data and undertaking meta-analyses. In: Higgins JPT, Thomas J, Chandler J, Cumpston M, Li T, Page MJ, Welch VA (editors). *Cochrane Handbook for Systematic Reviews of Interventions* version 6.2 (updated February 2021). Cochrane, 2021. Available from

www.training.cochrane.org/handbook.

14. Bauchner H, Golub RM, Zylke J. Editorial Concern-Possible Reporting of the Same Patients With COVID-19 in Different Reports. *JAMA*. 2020 Apr 7;323(13):1256. doi: 10.1001/jama.2020.3980. PMID: 32176775.
15. Angelis V, Tippu Z, Joshi K, et al. Defining the true impact of coronavirus disease 2019 in the at-risk population of patients with cancer. *Eur J Cancer*. 2020;136:99. doi:10.1016/J.EJCA.2020.06.027
16. Ayhan A, Oz M, Topfedaisi Ozkan N, et al. Perioperative SARS-CoV-2 infection among women undergoing major gynecologic cancer surgery in the COVID-19 era: A nationwide, cohort study from Turkey. *Gynecol Oncol*. 2021;160(2):499-505. doi:10.1016/J.YGYNO.2020.11.014
17. Ayhan M, Laçın Ş, Özyükseler DT, et al. Does systemic anti-tumor therapy increase COVID-19 risk in patients with cancer? *J Oncol Pharm Pract*. 2021;27(6):1461-1467. doi:10.1177/10781552211015762
18. Ayhan M, Odabas H, Turan N, et al. Factors affecting the mortality rate of patients with cancer hospitalized with COVID-19: a single center's experience. *J Chemother*. 2021;33(7):499-508. doi:10.1080/1120009X.2021.1923153
19. Basse C, Diakite S, Servois V, et al. Characteristics and Outcome of SARS-CoV-2 Infection in Cancer Patients. *JNCI cancer Spectr*. 2021;5(1). doi:10.1093/JNCICS/PKAA090
20. Bernard A, Cottenet J, Bonniaud P, et al. Comparison of Cancer Patients to Non-Cancer Patients among COVID-19 Inpatients at a National Level. *Cancers (Basel)*. 2021;13(6):1-15. doi:10.3390/CANCERS13061436
21. Bersanelli M, Giannarelli D, De Giorgi U, et al. Symptomatic COVID-19 in advanced-cancer patients treated with immune-checkpoint inhibitors: prospective analysis from a multicentre observational trial by FICOG. *Ther Adv Med Oncol*. 2020;12. doi:10.1177/1758835920968463
22. Bogani G, Ditto A, Bosio S, Brusadelli C, Raspagliesi F. Cancer patients affected by COVID-19: Experience from Milan, Lombardy. *Gynecol Oncol*. 2020;158(2):262-265. doi:10.1016/J.YGYNO.2020.06.161
23. Cavanna L, Citterio C, Di Nunzio C, et al. Prevalence of COVID-19 Infection in Asymptomatic Cancer Patients in a District With High Prevalence of SARS-CoV-2 in Italy. *Cureus*. 2021;13(3). doi:10.7759/CUREUS.13774
24. Dai M, Liu D, Liu M, et al. Patients with Cancer Appear More Vulnerable to SARS-CoV-2: A Multicenter Study during the COVID-19 Outbreak. *Cancer Discov*. 2020;10(6):783. doi:10.1158/2159-8290.CD-20-0422
25. De Melo AC, Thuler LCS, Da Silva JL, et al. Cancer inpatients with COVID-19: A report from the Brazilian National Cancer Institute. *PLoS One*. 2020;15(10). doi:10.1371/JOURNAL.PONE.0241261
26. Dettorre GM, Dolly S, Loizidou A, et al. Systemic pro-inflammatory response identifies patients with cancer

- with adverse outcomes from SARS-CoV-2 infection: the OnCovid Inflammatory Score. *J Immunother cancer*. 2021;9(3). doi:10.1136/JITC-2020-002277
27. Duarte MBO, Leal F, Argenton JLP, Carvalheira JBC. Outcomes of COVID-19 Patients under Cytotoxic Cancer Chemotherapy in Brazil. *Cancers (Basel)*. 2020;12(12):1-13. doi:10.3390/CANCERS12123490
28. Fernandes GA, Feriani D, França e Silva ILA, et al. Differences in mortality of cancer patients with COVID-19 in a Brazilian cancer center. *Semin Oncol*. 2021;48(2):171. doi:10.1053/J.SEMINONCOL.2021.01.003
29. Glasbey JC, Nepogodiev D, Simoes JFF, et al. Elective Cancer Surgery in COVID-19-Free Surgical Pathways During the SARS-CoV-2 Pandemic: An International, Multicenter, Comparative Cohort Study. *J Clin Oncol*. 2021;39(1):66-78. doi:10.1200/JCO.20.01933
30. Grivas P, Khaki AR, Wise-Draper TM, et al. Association of clinical factors and recent anticancer therapy with COVID-19 severity among patients with cancer: a report from the COVID-19 and Cancer Consortium. *Ann Oncol Off J Eur Soc Med Oncol*. 2021;32(6):787-800. doi:10.1016/J.ANNONC.2021.02.024
31. Hathout L, Ennis RD, Mattes MD, et al. The Impact of COVID-19 on Brachytherapy During the Pandemic: A Rutgers-Robert Wood Johnson Barnabas Health Multisite Experience. *Adv Radiat Oncol*. 2021;6(1). doi:10.1016/J.ADRO.2020.10.013
32. Jee J, Foote MB, Lumish M, et al. Chemotherapy and COVID-19 Outcomes in Patients With Cancer. *J Clin Oncol*. 2020;38(30):3538-3546. doi:10.1200/JCO.20.01307
33. Johannesen TB, Smeland S, Aaserud S, et al. COVID-19 in Cancer Patients, Risk Factors for Disease and Adverse Outcome, a Population-Based Study From Norway. *Front Oncol*. 2021;11. doi:10.3389/FONC.2021.652535
34. Kulle CB, Azamat IF, Vatansever D, et al. Is elective cancer surgery feasible during the lock-down period of the COVID-19 pandemic? Analysis of a single institutional experience of 404 consecutive patients. *J Surg Oncol*. 2021;123(7):1495-1503. doi:10.1002/JSO.26436
35. Kuru B, Kale A, Basol G, et al. Is it safe to perform elective gynaecologic surgery during the two peaks of COVID-19 pandemic? *Int J Clin Pract*. 2021;75(11). doi:10.1111/IJCP.14816
36. Lara OD, Smith M, Wang Y, et al. COVID-19 outcomes of patients with gynecologic cancer in New York City: An updated analysis from the initial surge of the pandemic. *Gynecol Oncol*. 2022;164(2):304-310. doi:10.1016/J.YGYNO.2021.12.004
37. Lee LYW, Cazier JB, Angelis V, et al. COVID-19 mortality in patients with cancer on chemotherapy or other anticancer treatments: a prospective cohort study. *Lancet (London, England)*. 2020;395(10241):1919-

1926. doi:10.1016/S0140-6736(20)31173-9

38. Lei S, Jiang F, Su W, et al. Clinical characteristics and outcomes of patients undergoing surgeries during the incubation period of COVID-19 infection. *EClinicalMedicine*. 2020;21. doi:10.1016/J.ECLINM.2020.100331

39. Li H, Baldwin E, Zhang X, et al. Comparison and impact of COVID-19 for patients with cancer: a survival analysis of fatality rate controlling for age, sex and cancer type. *BMJ Heal care informatics*. 2021;28(1). doi:10.1136/BMJHCI-2021-100341

40. Liang J, Jin G, Liu T, et al. Clinical characteristics and risk factors for mortality in cancer patients with COVID-19. *Front Med*. 2021;15(2):1. doi:10.1007/S11684-021-0845-6

41. Liu C, Li L, Song K, et al. A nomogram for predicting mortality in patients with COVID-19 and solid tumors: a multicenter retrospective cohort study. *J Immunother Cancer*. 2020;8(2):e001314. doi:10.1136/JITC-2020-001314

42. Mehta V, Goel S, Kabarriti R, et al. Case Fatality Rate of Cancer Patients with COVID-19 in a New York Hospital System. *Cancer Discov*. 2020;10(7):935-941. doi:10.1158/2159-8290.CD-20-0516

43. Modi C, Dragun AE, Henson CF, et al. A Statewide Multi-Institutional Study of Asymptomatic Pretreatment Testing of Radiation Therapy Patients for SARS-CoV-2 in a High-Incidence Region of the United States. *Adv Radiat Oncol*. 2021;6(4). doi:10.1016/J.ADRO.2021.100704

44. Monroy-Iglesias MJ, Tagliabue M, Dickinson H, et al. Continuity of Cancer Care: The Surgical Experience of Two Large Cancer Hubs in London and Milan. *Cancers (Basel)*. 2021;13(7). doi:10.3390/CANCERS13071597

45. Mousavi SA, Rostami T, Kiumarsi A, et al. COVID-19 and cancer: A comparative case series. *Cancer Treat Res Commun*. 2021;27:100339. doi:10.1016/J.CTARC.2021.100339

46. Ning MS, McAleer MF, Jeter MD, et al. Mitigating the impact of COVID-19 on oncology: Clinical and operational lessons from a prospective radiation oncology cohort tested for COVID-19. *Radiother Oncol*. 2020;148:252-257. doi:10.1016/J.RADONC.2020.05.037

47. Pinato DJ, Patel M, Scotti L, et al. Time-Dependent COVID-19 Mortality in Patients With Cancer: An Updated Analysis of the OnCovid Registry. *JAMA Oncol*. 2022;8(1):114-122. doi:10.1001/JAMAONCOL.2021.6199

48. Ramaswamy A, Nayak L, Roy Moulik N, et al. COVID-19 in cancer patients on active systemic therapy - Outcomes from LMIC scenario with an emphasis on need for active treatment. *Cancer Med*. 2020;9(23):8747-8753. doi:10.1002/CAM4.3423

49. Roel E, Pistillo A, Recalde M, et al. Cancer and the risk of coronavirus disease 2019 diagnosis, hospitalisation and death: A population-based multistate cohort study including 4 618 377 adults in Catalonia, Spain. *Int J cancer*. 2022;150(5):782-794. doi:10.1002/IJC.33846
50. Russell B, Moss CL, Palmer K, et al. COVID-19 Risk Factors for Cancer Patients: A First Report with Comparator Data from COVID-19 Negative Cancer Patients. *Cancers* 2021, Vol 13, Page 2479. 2021;13(10):2479. doi:10.3390/CANCERS13102479
51. Song C, Dong Z, Gong H, et al. An online tool for predicting the prognosis of cancer patients with SARS-CoV-2 infection: a multi-center study. *J Cancer Res Clin Oncol*. 2021;147(4):1247-1257. doi:10.1007/S00432-020-03420-6
52. Song K, Gong H, Xu B, et al. Association between recent oncologic treatment and mortality among patients with carcinoma who are hospitalized with COVID-19: A multicenter study. *Cancer*. 2021;127(3):437-448. doi:10.1002/CNCR.33240
53. Tian J, Yuan X, Xiao J, et al. Clinical characteristics and risk factors associated with COVID-19 disease severity in patients with cancer in Wuhan, China: a multicentre, retrospective, cohort study. *Lancet Oncol*. 2020;21(7):893. doi:10.1016/S1470-2045(20)30309-0
54. Cabrera Villegas A, Romero Robles LG, Boulevard Chollet XLE, et al. [18 F]-FDG PET/CT in oncologic patients with unsuspected asymptomatic infection with SARS-CoV-2. *Eur J Nucl Med Mol Imaging*. 2021;48(3):786-793. doi:10.1007/S00259-020-04979-5
55. Wang QQ, Berger NA, Xu R. Analyses of Risk, Racial Disparity, and Outcomes Among US Patients With Cancer and COVID-19 Infection. *JAMA Oncol*. 2021;7(2):220-227. doi:10.1001/JAMAONCOL.2020.6178
56. Yang F, Shi S, Zhu J, Shi J, Dai K, Chen X. Clinical characteristics and outcomes of cancer patients with COVID-19. *J Med Virol*. 2020;92(10):2067-2073. doi:10.1002/JMV.25972
57. Yang K, Sheng Y, Huang C, et al. Clinical characteristics, outcomes, and risk factors for mortality in patients with cancer and COVID-19 in Hubei, China: a multicentre, retrospective, cohort study. *Lancet Oncol*. 2020;21(7):904-913. doi:10.1016/S1470-2045(20)30310-7
58. Yang S, Zhang Y, Cai J, Wang Z. Clinical Characteristics of COVID-19 After Gynecologic Oncology Surgery in Three Women: A Retrospective Review of Medical Records. *Oncologist*. 2020;25(6):e982-e985. doi:10.1634/THEONCOLOGIST.2020-0157
59. Zhang L, Zhu F, Xie L, et al. Clinical characteristics of COVID-19-infected cancer patients: a retrospective case study in three hospitals within Wuhan, China. *Ann Oncol Off J Eur Soc Med Oncol*. 2020;31(7):894-901.

doi:10.1016/J.ANNONC.2020.03.296

60. Zhou K, Blanc-Lapierre A, Seegers V, et al. Anosmia but Not Ageusia as a COVID-19-Related Symptom among Cancer Patients-First Results from the PAPESCO-19 Cohort Study. *Cancers (Basel)*. 2021;13(14).

doi:10.3390/CANCERS13143389

61. Salunke AA, Nandy K, Pathak SK, et al. Impact of COVID -19 in cancer patients on severity of disease and fatal outcomes: A systematic review and meta-analysis. *Diabetes Metab Syndr Clin Res Rev*. 2020;14(5):1431-1437. doi:10.1016/J.DSX.2020.07.037

62. Bhanu Prasad Venkatesulu, MD, Viveksandeep Thoguluva Chandrasekar, MD, Prashanth Girdhar, MD, Pragati Advani, MD, Amrish Sharma, PhD, Thiraviyam Elumalai, MD, FRCR, Cheng En Hsieh, MD, Hagar I Elghazawy, MD, Vivek Verma, MD, Sunil Krishnan, MD, A Systematic Review and Meta-Analysis of Cancer Patients Affected by a Novel Coronavirus, *JNCI Cancer Spectrum*, Volume 5, Issue 2, April 2021, pkaa102, <https://doi.org/10.1093/jncics/pkaa102>

63. Zhang H, Han H, He T, Labbe KE, Hernandez AV, Chen H, Velcheti V, Stebbing J, Wong KK. Clinical Characteristics and Outcomes of COVID-19-Infected Cancer Patients: A Systematic Review and Meta-Analysis. *J Natl Cancer Inst*. 2021 Apr 6;113(4):371-380. doi: 10.1093/jnci/djaa168. Erratum in: *J Natl Cancer Inst*. 2022 Feb 7;114(2):328-330. PMID: 33136163; PMCID: PMC7665647.

64. Sorouri, M., Kasaeian, A., Mojtabavi, H. *et al*. Clinical characteristics, outcomes, and risk factors for mortality in hospitalized patients with COVID-19 and cancer history: a propensity score-matched study. *Infect Agents Cancer* 15, 74 (2020). <https://doi.org/10.1186/s13027-020-00339-y>

65. Chavez-MacGregor M, Lei X, Zhao H, Scheet P, Giordano SH. Evaluation of COVID-19 Mortality and Adverse Outcomes in US Patients With or Without Cancer. *JAMA Oncol*. 2022;8(1):69-78. doi:10.1001/jamaoncol.2021.5148

66. Sharafeldin N, Bates B, Song Q, et al. Outcomes of COVID-19 in Patients With Cancer: Report From the National COVID Cohort Collaborative (N3C). *J Clin Oncol*. 2021;39(20):2232-2246. doi:10.1200/JCO.21.01074

67. Albiges L, Foulon S, Bayle A, et al. Determinants of the outcomes of patients with cancer infected with SARS-CoV-2: results from the Gustave Roussy cohort. *Nat Cancer*. doi:10.1038/s43018-020-00120-5

68. Kuderer NM, Choueiri TK, Shah DP, et al. Clinical impact of COVID-19 on patients with cancer (CCC19): a cohort study. *Lancet*. 2020;395(10241):1907-1918. doi:10.1016/S0140-6736(20)31187-9

69. Garassino MC, Whisenant JG, Huang L-C, et al. COVID-19 in patients with thoracic malignancies

(TERAVOLT): first results of an international, registry-based, cohort study. *Lancet Oncol.* 2020;21(7):914-922.

doi:10.1016/S1470-2045(20)30314-4

70. Luo J, Rizvi H, Preeshagul IR, et al. COVID-19 in patients with lung cancer. *Ann Oncol Off J Eur Soc Med Oncol.* 2020;31(10):1386-1396. doi:10.1016/j.annonc.2020.06.007

71. Thomakos N, Pandraklakis A, Bisch SP, Rodolakis A, Nelson G. ERAS protocols in gynecologic oncology during COVID-19 pandemic. *Int J Gynecol Cancer.* 2020;30(6):ijgc-2020-001439. doi:10.1136/IJGC-2020-001439

72. Bisch SP, Jago CA, Kalogera E, et al. Outcomes of enhanced recovery after surgery (ERAS) in gynecologic oncology – A systematic review and meta-analysis. *Gynecol Oncol.* 2021;161(1):46-55. doi:10.1016/J.YGYNO.2020.12.035

73. Jouen T, Gauthier T, Azais H, et al. The impact of the COVID-19 coronavirus pandemic on the surgical management of gynecological cancers: Analysis of the multicenter database of the French SCGP and the FRANCOGYN group. *J Gynecol Obstet Hum Reprod.* 2021;50(8). doi:10.1016/J.JOGOH.2021.102133

74. Frey MK, Fowlkes RK, Badiner NM, et al. Gynecologic oncology care during the COVID-19 pandemic at three affiliated New York City hospitals. *Gynecol Oncol.* 2020;159(2):470-475. doi:10.1016/J.YGYNO.2020.09.005

75. Leung E, Pervaiz Z, Lowe-Zinola J, et al. Maintaining surgical care delivery during the COVID-19 pandemic: A comparative cohort study at a tertiary gynecological cancer centre. *Gynecol Oncol.* 2021;160(3):649-654. doi:10.1016/J.YGYNO.2020.12.013

76. Dursun P, Dervisoglu H, Dagez M, et al. Performing gynecologic cancer surgery during the COVID-19 pandemic in Turkey: A multicenter retrospective obser

77. Palluzzi E, Corrado G, Marchetti C, et al. Medical treatment of patients with gynecologic cancer during the COVID-19 pandemic. *Int J Gynecol Cancer.* 2021;31(8):1154-1158. doi:10.1136/IJGC-2020-002288

Figure 3. Main Flow Diagram.

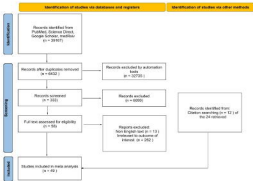


Figure 2. Forest plot meta-analysis of risk ratios (95% CI) for Other Cancer (Total N: 1267).

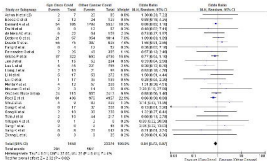


Figure 3. Pooled observational studies on the Odds Ratio for Cancer, Covid-19 Death.

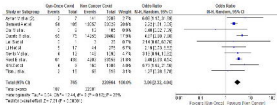


Table 4 Treatment-related mortality: One-Year Covid-19 Other cancer non-covid Covid-19 Death

Study or Subgroup	One-Year Covid		Other Cancer Non-Covid		Weight	Odds Ratio, M-H, Random, 95% CI	Odds Ratio, M-H, Random, 95% CI
	Events	Total	Events	Total			
Agarwal et al (8)	0	40	0	640	9.0%	1.00 (0.01, 10.0)	
Li H et al	0	17	10	490	10.7%	11.7 (4.02, 33.6)	
Mistry et al (14)	1	3	50	300	9.0%	70.02 (9.04, 525.34)	
Meta-Analysis	1	60	1056	25029	100.0%	10.29 (5.31, 19.94)	
Total (95% CI)		60		25029	100.0%	10.29 (5.31, 19.77)	
Test for heterogeneity: I²=0.00; tau²=0.00; tau=0.00; p=0.99; H₀: true test for heterogeneity: I²=0.00; p=0.99							

Figure 3. Forest plot subgroup analysis Control vs. Case, Case/Control versus Case/No Control


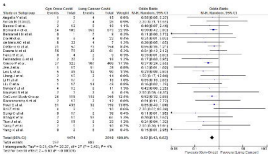
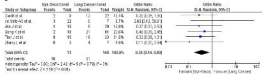


Figure 6. Forest plot summarizing results of Open-Open (O) Versus Closed (C) versus Open-Closed (OC) Co-ROV Hospitalizations.



8



4

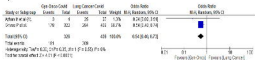


Figure 1. Forest plot comparing anti-IL-23α/IL-23β/IL-36Rα VEGF Inhibitors. (A) Correlation with IL-23α. (B) Correlation with IL-23β.

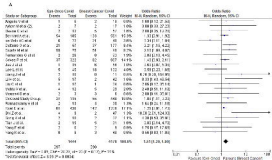
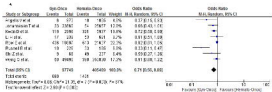
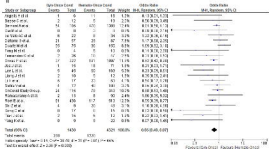




Figure 1. Forest plot subgroup analysis by Cause: (M) Metastatic Cancer, (N) Cervical Infection, (O) Cervical Dysplasia, (K) Benign Cervical.





8

