

1 **An umbrella review and meta-analysis of the use of renin-angiotensin system drugs and**  
2 **COVID-19 outcomes: what do we know so far?**

3 **Authors:**

4 Amanj Kurdi<sup>1,2,3,4</sup>, Natalie Weir<sup>1</sup>, Tanja Mueller<sup>1</sup>

5

6 <sup>1</sup>Strathclyde Institute of Pharmacy and Biomedical Science, University of Strathclyde  
7 Glasgow, Scotland, United Kingdom

8 <sup>2</sup>Department of Pharmacology and Toxicology, College of Pharmacy, Hawler Medical University, Erbil,  
9 Kurdistan Region Government, Iraq

10 <sup>3</sup>Center of Research and strategic studies, Lebanese French University, Erbil, Kurdistan Region  
11 Government, Iraq

12 <sup>4</sup>Division of Public Health Pharmacy and Management, School of Pharmacy, Sefako Makgatho Health  
13 Sciences University, Pretoria, South Africa

14

15 **Funding sources/sponsors: None.**

16

17 **Conflicts of interest: None**

18

19 **Corresponding author:**

20 Amanj Kurdi

21 Strathclyde Institute of Pharmacy and Biomedical Science

22 University of Strathclyde, Glasgow

23 161 Cathedral Street, G4 0RE

24 Telephone: +44 (0) 141 548 2181; email: [amanj.baker@strath.ac.uk](mailto:amanj.baker@strath.ac.uk)

25

26 **Abstract**

27 **Backgrounds**

28 Evidence from several meta-analyses are still controversial about the effects of angiotensin-  
29 converting enzyme inhibitors (ACEIs)/angiotensin-receptor blockers (ARBs) on COVID-19 outcomes.

30 **Purpose**

31 Umbrella review of systematic reviews/meta-analysis to provide comprehensive assessment of the  
32 effect of ACEIs/ARBs on COVID-19 related outcomes by summarising the currently available  
33 evidence.

34 **Data Source**

35 Medline (OVID), Embase, Scopus, Cochrane library and medRxiv from inception to 1<sup>st</sup> February 2021.

36 **Study Selection**

37 Systematic reviews with meta-analysis that evaluated the effect of ACEIs/ARBs on COVID-19 related  
38 clinical outcomes

39 **Data Extraction**

40 Two reviewers independently extracted the data and assessed studies' risk of bias using AMSTAR 2  
41 Critical Appraisal Tool.

42 **Data Synthesis**

43 Pooled estimates were combined using the random-effects meta-analyses model including several  
44 sub-group analyses. Overall, 47 reviews were eligible for inclusion. Out of the nine COVID-19  
45 outcomes evaluated, there was significant associations between ACEIs/ARBs use and each of death  
46 (OR=0.80, 95%CI=0.75-0.86;  $I^2=51.9\%$ ), death/ICU admission as composite outcome (OR=0.86,  
47 95%CI=0.80-0.92;  $I^2=43.9\%$ ), severe COVID-19 (OR=0.86, 95%CI=0.78-0.95;  $I^2=68\%$ ), and  
48 hospitalisation (OR=1.23, 95%CI=1.04-1.46;  $I^2=76.4\%$ ). The significant reduction in death/ICU  
49 admission, however, was higher among studies which presented adjusted measure of effects  
50 (OR=0.63, 95%CI=0.47-0.84) and were of moderate quality (OR=0.74, 95%CI=0.63-0.85).

51 **Limitations**

52 The effect of unmeasured confounding could not be ruled out. Only 21.3% (n=10) of the studies were  
53 of 'moderate' quality.

54 **Conclusion:**

55 Collective evidence from observational studies indicate a good quality evidence on the significant  
56 association between ACEIs/ARBs use and reduction in death and death/ICU admission, but poor-  
57 quality evidence on both reducing severe COVID-19 and increasing hospitalisation. Our findings  
58 further support the current recommendations of not discontinuing ACEIs/ARBs therapy in patients  
59 with COVID-19.

60 **Registration**

61 The study protocol was registered in PROSPERO (CRD42021233398).

62 **Funding Source**

63 None

64

65 **Introduction**

66 A new coronavirus variant, the “severe acute respiratory syndrome coronavirus 2” (SARS-CoV-2), first  
67 emerged in Wuhan, China, in late 2019, and has since spread globally. The disease caused by this  
68 virus is now commonly known as COVID-19 and presents with a range of symptoms, including fever  
69 and a persistent cough; in severe cases, patients require hospitalisation and ventilation.

70  
71 Several risk factors linked to poor disease outcomes have been identified early on, including age, sex,  
72 and the presence of certain conditions such as cardiovascular disease, including hypertension (1).  
73 Consequently, the possible impact of renin-angiotensin-aldosterone system (RAAS) inhibitors on  
74 COVID-19 related outcomes has emerged as a topic of interest, based on their widespread use  
75 among patients at risk of poor disease outcomes (2) and their mechanisms of action – in particular,  
76 the potential upregulation of angiotensin-converting enzyme 2 (ACE2) which is associated with viral  
77 entry into bronchial cells (3).) This has resulted in the rapid dissemination of numerous studies, mostly  
78 retrospective observational in nature, focusing on the risk of COVID-19 infection, disease severity,  
79 and/or disease outcomes in patients being treated with either angiotensin-converting-enzyme  
80 inhibitors (ACEIs) or angiotensin receptor blockers (ARBs) since early 2020 (4-6).

81  
82 As was the case in most early COVID-19 related research, the evidence comprised observational  
83 studies with notably small sample sizes and short durations of follow-up. Resultantly, to draw ultimate  
84 conclusions, a number of systematic reviews were swiftly published in attempt to offer a more  
85 substantial view by aggregating findings of these small-scale studies. These meta-analyses have  
86 offered tentative insights into all three areas of interest with regards to the use of RAAS inhibitors in  
87 times of COVID-19: (i) risk of infection, usually measured as the share of positive PCR tests within a  
88 study cohort; (ii) risk of severe COVID-19, with various underlying definitions ranging from  
89 hospitalisation due to the disease to the requirement for mechanical ventilation; and (iii) the risk of  
90 mortality, identified by using recorded cause of death during hospitalisation. While there were  
91 similarities between some of the published results – e.g. indicating, in general, no association  
92 between RAAS inhibitor use and risk of COVID-19 infection – other results were more varied (4-6).

93  
94 There are many possible reasons for the variability in the published results based on conducted meta-  
95 analyses, the main one potentially being the varying timeframes of the underlying systematic reviews  
96 and, therefore, the diverging inclusion of potentially relevant studies. Although each publication, in  
97 and off itself, may offer some interesting information, the observed discrepancies between previously  
98 published findings and, even more so, the limited number of primary studies and – consequently – the  
99 limited number of patients and events of interest included in each of them results in an overall  
100 impression of inconclusiveness, warranting further scrutiny.

101  
102 A logical next step, besides conducting additional systematic reviews/meta-analyses, is to perform a  
103 systematic review of systematic reviews (also known as umbrella review), thereby taking advantage of  
104 the availability of high-level evidence and providing an opportunity to contrast and compare (7). The  
105 aim of this umbrella review and meta-analysis, therefore, was to assess the effect of ACEIs and ARBs  
106 on COVID-19 related outcomes by summarising the currently available, aggregate evidence.

107  
108 **Methods**  
109 An umbrella literature review and subsequent meta-analysis was conducted. The protocol was  
110 informed by Joanna Briggs Reviewer’s Manual for ‘Development of an Umbrella review protocol’ (8)  
111 and published on PROSPERO (CRD42021233398).

112  
113 **Eligibility criteria**  
114 Eligible studies were systematic reviews which conducted a meta-analysis to explore the effect of  
115 ACEIs and ARBs on COVID-19 related outcomes. Eligible study populations were adults (≥18  
116 years) in real-world contexts with and without COVID-19 diagnosis. The exposure of interest was

117 treatment with RAAS inhibitors (i.e. ACEIs and/or ARBs) compared to those not exposed to RAAS  
118 inhibitors. Reviews conducting a comparison between patients exposed to ACEIs  
119 and patients exposed to ARBs were also eligible for inclusion. Outcomes of interest were COVID-  
120 19 infection risk and COVID-19 related clinical outcome, including but not limited to: death; severity of  
121 COVID-19 infection; admission to intensive care unit (ICU); hospitalisation; hospital discharge;  
122 ventilator use; length of hospital stay; hospital re-admission; dialysis; acute respiratory distress  
123 syndrome; septic shock; acute kidney injury; cardiac injury; pneumonia severity; as well as other  
124 relevant outcomes identified iteratively throughout study selection and data extraction.

125

### 126 **Search strategy**

127 The databases Medline, EMBASE, Scopus, Cochrane, and medRxiv were searched in February  
128 2021. Publications were searched from 2019 onwards to reflect the date with which COVID-related  
129 reviews could have been published. The search was limited to the English language and for  
130 systematic review articles. Search terms for "renin-angiotensin system", "angiotensin-converting  
131 enzyme inhibitors", "angiotensin II receptor antagonists", "COVID-19" were used with various  
132 synonyms, truncation codes and Boolean operators (Supplementary file 1). When full texts were not  
133 obtainable the author(s) were contacted up to two times to request full texts. The reference lists of  
134 included reviews were also screened to identify eligible reviews.

135

### 136 **Article selection**

137 Article selection was conducted using Covidence software (9). To ensure consistency in the study  
138 selection process 10% of the articles' titles/abstracts and full texts were randomly selected and  
139 screened independently by two researchers (NW and TM). The percentage of agreement was  
140 calculated for all independent validation, with >80% considered adequate (10). Where dubiety arose  
141 over an article's eligibility a third reviewer was consulted (AK).

142

### 143 **Data extraction**

144 Data were extracted from the reviews using Microsoft Excel. A data extraction template was piloted  
145 with 10% of reviews by NW and agreed for use by all authors. 10% of reviews were randomly  
146 selected and underwent independent data extraction by NW and TM; the percentage of agreement  
147 was calculated. Again, agreement >80% was considered adequate (10). Where dubiety arose over  
148 data extraction a second reviewer was consulted (AK). Data extracted from the reviews included: title;  
149 authors; year review published; study design; sample size; setting; population; exposure  
150 (e.g. ACEIs/ARBs, ACEIs, or ARBs); and outcomes (e.g. death, COVID-19 infection,  
151 hospitalisation). Data was extracted from the published reviews only; the primary studies were not  
152 referred to and authors were not contacted for further data.

153

### 154 **Quality Assessment**

155 Quality assessment was conducted independently by NW and TM using the AMSTAR 2 tool  
156 (11). Studies were categorised as having high, moderate, low and critically low confidence in the  
157 results based on the number of 'critical domains'. Critical domains related to each review containing:  
158 an explicit statement that the methods were established a priori within a protocol; if a satisfactory  
159 technique for assessing the risk of bias (RoB) was conducted and sufficiently discussed; if the meta-  
160 analysis used appropriate methods; and if publication bias (small study bias) was conducted.

161

### 162 **Data analysis and synthesis**

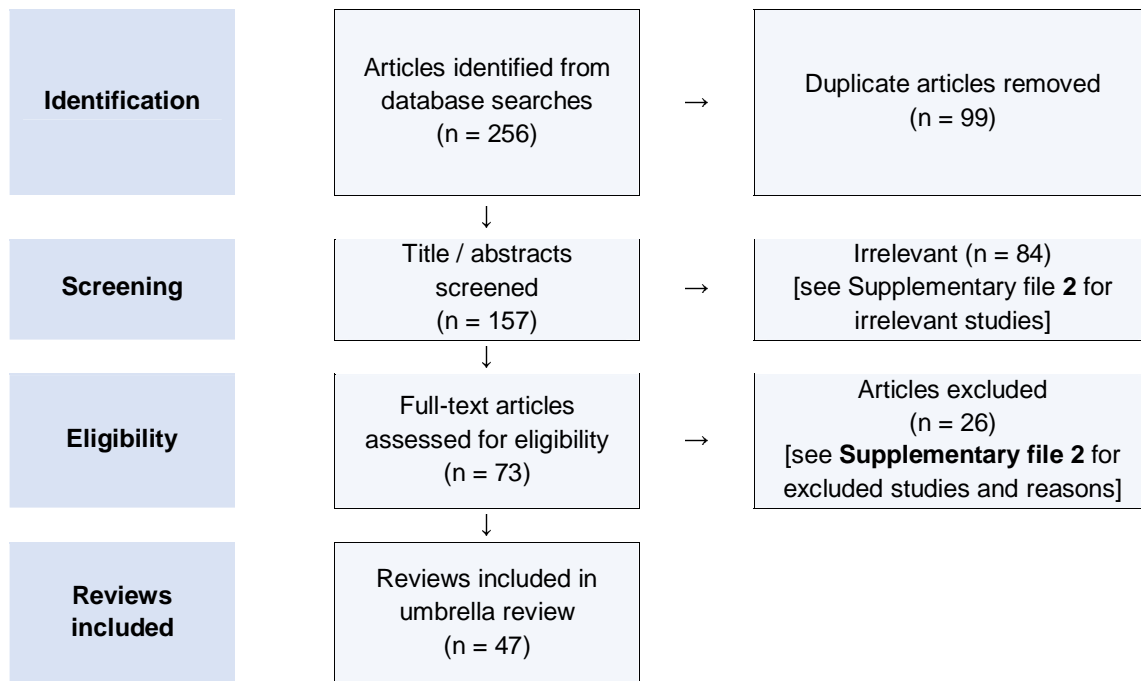
163 The random-effects meta-analysis model was used to statistically combine the measure of effects for  
164 those outcomes that were reported by more than one study to obtain one pooled estimate for each  
165 outcome, stratified by the three level of exposure (ACEIs/ARBs, ACEIs, ARBs). We used random-  
166 effects model because it allows the results to be generalisable to other populations as well as  
167 addresses the likely heterogeneity between the included studies; hence it is the most commonly used  
168 meta-analysis model (12). In order to explore the potential source of heterogeneity as well as the  
169 effect of potential confounders on the sensitivity and robustness of the combined pooled estimates,  
170 we conducted several sub-group analyses based on numerous variables including: whether the  
171 reported measure of effects was crude or adjusted, the study was peer-reviewed or not, and the  
172 study's methodological quality as per the quality assessment. Furthermore, to assess the impact of  
173 ACEIs/ARBs among patients with hypertension (the most common indication for ACEIs/ARBs), we  
174 also conducted sub-group analysis based on whether the studies had included either patients with  
175 hypertension only or at least had hypertension as one of the comorbidities versus those studies which  
176 did not recorded the hypertension status of their study population. The combined pooled estimates  
177 were presented as odds ratios and 95%CI and graphically as forest plots.  $I^2$  statistic (13) was used to  
178 assess heterogeneity between the studies, to check whether the variability is more likely to be due to  
179 chance or heterogeneity in the studies;  $I^2$  values ranged between 0%-100% with 0% indicating lack of  
180 heterogeneity, whereas 25%, 50%, and 75% indicating low, moderate and high heterogeneity,  
181 respectively (13). Publication bias was assessed using funnel plots and Egger's asymmetry test (14)  
182 for those outcomes where >10 studies were included in the analysis as recommended by Cochrane  
183 guidelines (15). Furthermore, we evaluated the influence of individual reviews on the summary pooled  
184 estimate for each outcome by conducting influential analyses (16) whereby the pooled meta-analysis  
185 estimates for each outcome were computed by omitting one study at a time. Data were analysed  
186 using STATA 12.

187

## 188 Results

189 Out of an initial 157 publications, 66 systematic reviews underwent full text screening; after further  
190 exclusions based on pre-specified criteria, 47 studies were identified to be relevant for this project  
191 (Figure 1) (4-6, 17-60).

192



193

194 **Figure 1. PRISMA flow diagram of review selection process**

## 195 **Review characteristics**

196 Forty-six reviews (97.9%) compared COVID-19 related outcomes between ACEI/ARB users vs. non-  
197 users among patients with COVID-19 (4-6, 17-52, 54-60), one study (2.12%) compared outcomes  
198 between ACEIs/ARBs users in patients with and without COVID-19 infection (53)), and 16 studies  
199 (34.0%) explored both (6, 19, 25-27, 40, 41, 43, 44, 48, 50, 51, 54, 56, 58, 60). Most of the included  
200 reviews were peer-reviewed publications (68.1%; n=32), whereas the remaining 15 (31.9%) reviews  
201 were non-peer reviewed publications (i.e. were published in a pre-print database) (17-19, 21-23, 30,  
202 32-34, 36, 46, 50, 54, 60). The time the searches were conducted ranged from April 2020 to October  
203 2020, with 21 (44.7%) review searches conducted in the month of May 2020 (4-6, 17, 21, 23, 24, 28,  
204 30-32, 35, 36, 40-42, 44, 46, 48, 50, 54) Pre-print articles were included in 28 (59.6%) reviews (4, 17,  
205 19-22, 25, 26, 30, 33, 37, 41-45, 47-53, 55, 56, 59, 60), and 10 (21.3%) reviews adjusted for retracted  
206 studies (4, 18, 31, 40, 45, 47-50, 56). Full details of the 47 reviews are presented in Supplementary  
207 file **3**.

208

209 A total of 213 meta-analyses were conducted by the 47 reviews (**Supplementary file 4**). In terms of  
210 number of COVID-19 related outcomes reported in each review, one outcome was reported by 13  
211 reviews (27.7%) (18, 20, 21, 23, 24, 28, 29, 38, 39, 47, 52, 53, 61), two outcomes by 15 reviews  
212 (31.9%) (4, 17, 26, 31, 32, 34-37, 40, 42, 49, 54, 55, 58), three outcomes by 11 reviews (23.4%) (6,  
213 22, 25, 27, 33, 44-46, 50, 56, 60) and 4-9 outcomes by eight reviews (17%) (19, 30, 41, 43, 48, 51,  
214 57, 59). Overall, the 47 eligible reviews reported data on 18 unique pooled outcome estimates  
215 including death in 36 reviews, reviews (4, 6, 17-19, 22, 24, 25, 27, 30-39, 41-49, 54-56, 58-60), ICU  
216 admission in nine reviews (27, 28, 30, 41, 43, 48, 51, 56, 59), death/ICU admission as a composite  
217 outcome in 16 reviews (4, 20, 21, 23, 26, 29, 31, 32, 40, 41, 43, 45, 51, 55, 59), risk of acquiring  
218 COVID-19 infection in 15 reviews (19, 25, 27, 40, 41, 43, 44), severe COVID-19 infection in 22  
219 reviews (6, 17, 19, 22, 25, 30, 33-37, 41-46, 48, 59, 60), hospitalisation in nine reviews (19, 30, 41,  
220 43, 48, 59), length of hospital stay in five reviews (19, 22, 30, 46, 59), use of mechanical ventilator in  
221 three reviews (30, 41), risk of severe acute respiratory syndrome (SARS) in two reviews (26, 59), and  
222 each of hospital discharge (30), ICU admission/mechanical ventilator use (41), risk of COVID-19  
223 infection/hospitalisation (53), severe pneumonia (41), level of serum creatinine (57), d-dimer (57),  
224 cough (57), fever (57) and renal dialysis (59) in one review; accordingly, nine out of these 18  
225 outcomes were included in the meta-analysis as they were reported by at least two reviews. In terms  
226 of the exposure, ACEIs and ARBs were evaluated as one class (ACEIs/ARBs) in all the eligible 47  
227 reviews but three (26, 53, 57), and as separate classes in 17 (4, 6, 23, 25-27, 30, 31, 38, 40, 41, 43,  
228 47, 50, 53, 54, 58) and 16 (4, 6, 23, 25-27, 30, 31, 38, 40, 41, 43, 50, 53, 54, 58) reviews,  
229 respectively. Majority of the reviews (66%; n=31) only evaluated one exposure, mainly ACEIs/ARBs  
230 combined as one class (n=30); whereas one third of them (29.8%; n=14) reported data for the three  
231 level of exposure (ACEIs/ARBs, ACEIs, ARBs).

232

## 233 **Quality assessment**

234 Overall confidence in the results was 'moderate' for 10 (21.3%) reviews (19, 25, 26, 30, 37, 41-43, 56,  
235 59), 'low' for 15 (30.6%) reviews (4, 5, 20-22, 27, 28, 31, 34, 45, 49-51, 55, 60), and 'critically low' for  
236 22 (44.9%) reviews (6, 17, 18, 23, 24, 29, 32, 33, 35, 36, 38-40, 44, 46-48, 52-54, 57, 58)  
237 (Supplementary file 5). Considering the critical domains, most reviews were considered to have had a  
238 satisfactory technique for the statistical combination of results (n=45, 95.7%) (4-6, 17-22, 24-57, 59,  
239 60) and for assessing risk of bias (n=38, 80.1%) (4-6, 17, 19-23, 25-28, 30, 31, 34-38, 40-46, 48-53,  
240 55-57, 59, 60). Less reviews were favourably considered in terms of accounting for risk of bias when  
241 interpreting and discussing the results (n=32, 68.1%), with appropriate conduct of publication bias  
242 (n=33) (4-6, 17, 19-21, 23-27, 30-33, 37, 38, 41-45, 47, 49-51, 53, 56, 57, 59, 60), and only 15  
243 (31.9%) reviews referred to the review methods being established a priori (19, 22, 25, 26, 28, 30, 34,  
244 37, 41-43, 52, 55, 56, 59).

245

246

247

### 248 **Effect of ACEIs/AEBs (as a one group) on the study outcomes**

249 Overall, the effect of ACEIs/ARBs on nine COVID-19 related clinical outcomes were evaluated (**Table**  
250 **1**). The combined pooled meta-analysis estimates indicated that ACEIs/ARBs used was associated  
251 with a significant reduction in three clinical outcomes including death (OR=0.80, 95%CI=0.75-0.86;  $I^2$   
252 = 51.9%) (Figure 2) death/ICU admission as composite outcome (OR=0.86, 95%CI= 0.80-0.92;  $I^2$ =  
253 43.9%) (Figure 3) and severe COVID-19 infection (OR=0.86, 95% CI=0.78-0.95;  $I^2$  = 68%) (Figure 4);  
254 on the other hand, ACEIs/ARBs was associated with a significant increase in hospitalisation  
255 (OR=1.23, 95%CI=1.04-1.46;  $I^2$ = 76.4%) (Figure 5). However, there was insignificant association with  
256 each of ICU admission (Figure 6), risk of acquiring COVID-19 infection (Figure 7), use of mechanical  
257 ventilator (Figure 8), risk of SARS (Figure 9), and risk of severe pneumonia (Figure 10).

258

259 However, the sub-group analyses indicated different results for some of the outcomes (**Table 2**).  
260 Firstly, despite the consistent significant reduction in death in association with ACEIs/ARBs use  
261 regardless of studies' crude/adjusted measure of effects, peer-review status and hypertension use  
262 status, there was a trend toward lower protective effective of ACEIs/ARBs on death as the quality of  
263 the studies enhanced from critically low (OR=0.75, 95%CI=0.66-0.85;  $I^2$ = 60.4%) to moderate  
264 (OR=0.85, 95%CI=0.75-0.96;  $I^2$ = 53.4%) (Supplementary file 6A; **Table 2**). Similarly, the significant  
265 reduction in death/ICU admission associated with ACEIs/ARBs appeared to be higher among the  
266 studies which presented adjusted measure of effects (adjusted: OR=0.63, 95%CI=0.47-0.84 vs.  
267 crude: OR=0.87, 95%CI=0.81-0.93); and the pooled estimates for association ranged from  
268 insignificant association among the critically low-quality studies (OR=0.94, 95%CI=0.84-1.06;  $I^2$  =  
269 57.4%) to a significantly higher reduction among the moderate quality studies (OR=0.74,  
270 95%CI=0.63-0.85;  $I^2$  = 18.9%); (Supplementary file 7A; **Table 2**); besides, the significant protective  
271 impact of ACEIs/ARBs on death/ICU admission was observed only among peer-reviewed studies  
272 (peer-reviewed: OR=0.85, 95%CI=0.79-0.92 vs. non-peer reviewed: OR=0.89, 95%CI=0.75-1.10) and  
273 studies included hypertension patients (OR=0.85, 95%CI=0.80-0.90) Supplementary file 7A; **Table 2**).  
274 Likewise, the protective effect of ACEIs/ARBs use on severe COVID-19 infection was observed only  
275 among: peer-reviewed studies (peer-reviewed: OR=0.89, 95%CI=0.83-0.96 vs. non-peer reviewed:  
276 OR=0.82, 95%CI=0.66-1.01), studies that did not recorded the hypertension status of their patients  
277 (OR=0.85, 95%CI=0.76-0.96) and critically low-quality studies (OR=0.69, 95%CI=0.53-0.92) and in  
278 fact the protective effect disappeared completely as the quality of the studies improved since  
279 insignificant association was observed among both low and moderate quality studies (OR=0.93,  
280 95%CI=0.85-1.03; OR=0.89, 95%CI=0.77-1.04, respectively) (Supplementary file 8A; **Table 2**). In  
281 terms of ACEIs/ARBs' increasing impact on hospitalisation, this impact was demonstrated only among  
282 the studies which: presented adjusted measure of effects (adjusted: OR=1.33, 95%CI=1.21-1.47 vs.  
283 crude: OR=1.21, 95%CI=0.91-1.61), were not peer-reviewed (OR=1.45, 95%CI=1.10-1.80 vs. peer-  
284 reviewed: OR=1.11, 95%CI=0.90-1.31) and did not record the hypertension status of their patients  
285 (OR=1.35, 95%CI=1.15-1.58) (Supplementary file 9A; **Table 2**).

286

### 287 **Effect of ACEIs and AEBs (as a separate group) on the study outcomes**

288 Overall, the effect of ACEIs and ARBs on seven COVID-19 related clinical outcomes (death, ICU  
289 admission, death/ICU admission, risk of acquiring COVID-19 infection, severe COVID-19 infection,  
290 hospitalisation, and acute SARS) were evaluated. Neither ACEIs nor ARBs had any significant impact  
291 on any of the seven studied outcomes (**Figures 2-10; Table 1**) except for hospitalisation whereby  
292 ACEIs use was associated with a significant increase in COVID-19 related hospitalisation (OR=1.18,  
293 95%CI=1.04-1.35;  $I^2$  = 6.7%) (Figure 5; **Table 1**). These results were mostly consistent across all the  
294 sub-group analyses (**Supplementary Files 6B&C, 7B&C, 8B&C; Table 2**) except for the increasing  
295 effect of ACEIs on hospitalisation which was only observed among those studies which did not record  
296 the hypertension status of their patients (OR=1.23, 95%CI=1.10-1.41) (**Supplementary Files 9B&C;**  
297 **Table 2**)

298

299  
300  
301  
302  
303  
304  
305  
306  
307  
308  
309  
310  
311  
312  
313  
314  
315  
316

**Publication bias**

Results from the funnel plots (Supplementary file 10) and Egger's asymmetry tests for the six outcomes (death, ICU admission, death/ICU admission, risk of acquiring COVID-19 infection, severe COVID-19 infection, and hospitalisation) that were reported by at least 10 studies indicated no evidence of significant publication bias in all of them except for death/ICU admission and severe COVID-19 infection (p-value=0.022 and 0.019, respectively).

**Influential analyses**

The results from the influential analyses indicated that none of the combined pooled meta-analysis estimates for the nine outcomes were dominated/influenced by an individual study since the omission of any of these individual studies one at a time made no difference to the pooled meta-analysis estimate because all of pooled meta-analysis estimates were overlapping (Supplementary file 11).

**Table 1. Meta-analyses pooled estimates with 95%CI of the effects of ACEIs/ARBs on COVID-19 related clinical outcomes**

Outcomes	ACEIs/ARBs	p-value	ACEIs	p-value	ARBs	P-value
<b>Death</b>	0.80 (0.75, 0.86)	<0.001	0.91 (0.89, 1.12)	0.984	1.10 (0.94, 1.25)	0.263
Number of studies	47		7		6	
I-squared	51.9%	0.001	29.1%	0.206	41.5%	0.129
<b>ICU</b>	1.03 (0.86, 1.19)	0.721	0.96 (0.87, 1.1)	0.406	1.21 (0.93, 1.47)	0.312
Number of studies	10		4		4	
I-squared (p-value)	58.7%	0.01	0%	0.882	76.5%	0.005
<b>Death/ICU</b>	0.86 (0.80, 0.92)	<0.001	0.94 (0.86, 1.03)	0.167	0.98 (0.92, 1.05)	0.530
Number of studies	22		8		8	
I-squared (p-value)	43.9%	0.015	29.5%	0.193	0%	0.614
<b>Risk of COVID-19</b>	0.99 (0.97, 1.02)	0.560	0.97 (0.93, 1.01)	0.058	1.01 (0.97, 1.04)	0.726
Number of studies	19		11		10	
I-squared (p-value)	24.7%	0.159	31.7%	0.146	0%	0.757
<b>Severe COVID-19</b>	0.86 (0.78, 0.95)	0.003	0.92 (0.81, 1.05)	0.232	0.94 (0.84, 1.05)	0.281
Number of studies	28		8		8	
I-squared (p-value)	68%	<0.001	0%	0.951	53.7%	0.580
<b>Severe pneumonia</b>	0.82 (0.22, 3.05)	0.765	NA		NA	
Number of studies	2					
I-squared (p-value)	0%	0.405				
<b>Hospitalisation</b>	1.23 (1.04, 1.46)	0.019	1.18 (1.04, 1.35)	0.012	1.17 (0.84, 1.61)	0.354
Number of studies	11		5		5	
I-squared (p-value)	76.4%	<0.001	6.7%	0.368	86.9%	<0.001
<b>Ventilator use</b>	1.18 (0.84, 1.66)	0.347	1.01 (0.03, 34.52)	0.994	0.985 (0.084, 11.57)	0.990



Number of studies	3		1		1	
I-squared (p-value)	53.9%	0.114	NA		NA	
<b>Acute SARS infection</b>	0.71 (0.49, 1.02)	0.064	1.06 (0.84, 1.34)	0.633	1.11 (0.95, 1.29)	0.493
Number of studies	1		2		2	
I-squared (p-value)	NA		81%	0.022	48.9%	0.162

(Note) NA: not applicable indicating not enough studies to perform meta-analyses

317  
318  
319  
320

**Table 2. Sub-group meta-analyses pooled estimates with 95%CI of the effects of ACEIs/ARBs on COVID-19 related clinical outcomes**

	<b>Death (n=60)</b>		
	<b>ACEIs/ARBs</b>	<b>ACEIs</b>	<b>ARBs</b>
<b>Adjusted outcome measure</b>			
Adjusted OR	0.80 (0.74, 0.91)	0.90 (0.89, 1.12)	1.1 (0.96, 1.26)
Crude OR	0.80 (0.73, 0.86)	1.10 (0.92, 1.25)	1.1 (0.85, 1.42)
Number of studies	10 vs. 37	2 vs. 5	2 vs. 4
I-squared (p-value)	0.0% (0.947) vs. 61% (<0.001)	40.3% (0.196) vs. 26.7% (0.244)	0.0% (0.335) vs. 60.6% (0.055)
<b>Peer reviewed article?</b>			
Yes	0.80 (0.76, 0.85)	1.0 (0.83, 1.2)	1.02 (0.87, 1.19)
No	0.79 (0.66, 0.95)	1.0 (0.87, 1.16)	1.33 (0.88, 2.03)
Number of studies	33 vs. 14	5 vs. 2	4 vs. 2
I-squared (p-value)	25.3% (0.095) vs. 75.3% (>0.001)	45.7% (0.117) vs. 2.5% (0.331)	27.2% (0.249) vs. 62.9% (0.101)
<b>Study's quality</b>			
Critically low	0.75 (0.66, 0.85)	1.06 (0.57, 1.99)	0.97 (0.37, 1.29)
Low	0.81 (0.75, 0.88)	NA	NA
Moderate	0.85 (0.75, 0.96)	0.99 (0.90, 1.10)	1.11 (0.94, 1.30)
Number of studies	21 vs. 12 vs. 14	2 vs. 0 vs. 5	1 vs. 0 vs. 5
I-squared (p-value)	60.4% (>0.001) vs. 18.8% (0.259) vs. 53.4% (0.009)	85.8% (0.008) vs. NA vs. 29.1% (0.206)	NA vs. NA vs. 48.4% (0.101)
<b>Hypertension use status</b>			
Hypertensive patients	0.74 (0.69, 0.79)	0.97 (0.86, 1.09)	0.91 (0.71, 1.17)
Not-recorded	0.84 (0.77, 0.92)	1.02 (0.87, 1.21)	1.13 (0.98, 1.31)
Number of studies	15 vs. 32	1 vs. 6	1 vs. 5
I-squared (p-value)	0.0% (0.617) vs. 57.3% (>0.001)	NA vs. 39.9% (0.140)	NA vs. 33.5% (0.129)
<b>ICU admission (n=18)</b>			
<b>Adjusted outcome measure</b>			
Adjusted OR	0.86 (0.73, 1.02)	NA	NA
Crude OR	1.09 (0.91, 1.32)	0.96 (0.87, 1.06)*	1.21 (0.93, 1.57)*
Number of studies	2 vs. 8	0 vs. 4	0 vs. 4
I-squared (p-value)	0.0% (0.356) vs. 59.8% (0.015)	NA vs. 0.0% (0.882)	NA vs. 76.5% (0.005)
<b>Peer reviewed article?</b>			
Yes	0.93 (0.85, 1.01)	0.95 (0.86, 1.05)	1.20 (0.87, 1.66)
No	1.45 (1.17, 1.80)	1.16 (0.72, 1.86)	1.26 (0.87, 1.83)
Number of studies	9 vs. 1	3 vs. 1	3 vs. 1
I-squared (p-value)	0.0% (0.488) vs. NA	0.0% (0.997) vs. NA	83.1% (0.003) vs. NA

<b>Study's quality</b>			
Critically low	1.40 (0.80, 2.44)	NA	NA
Low	0.90 (0.78, 1.03)	0.95 (0.85, 1.06)	0.93 (0.82, 1.05)
Moderate	1.12 (0.92, 1.37)	1.0 (0.77, 1.30)	1.37 (1.15, 1.64)
Number of studies	1 vs. 4 vs. 5	0 vs. 1 vs. 3	0 vs. 1 vs. 3
I-squared (p-value)	NA vs. 22.6% (0.275) vs. 45% (0.122)	NA vs. NA vs. 0.0% (0.770)	NA vs. NA vs. 0.0% (0.742)
<b>Hypertension use status</b>			
Hypertensive patients	0.97 (0.75, 1.27)	0.93 (0.52, 1.66)	1.32 (0.97, 1.79)
Not-recorded	1.05, 0.87, 1.27)	0.96 (0.87, 1.06)	1.18 (0.85, 1.64)
Number of studies	3 vs. 7	1 vs. 3	1 vs. 3
I-squared (p-value)	0.0% (0.697) vs. 71.5% (0.002)	NA vs. 0.0% (0.722)	NA vs. 80.8% (0.006)
<b>Death/ICU admission (n=38)</b>			
<b>Adjusted outcome measure</b>			
Adjusted OR	0.63 (0.47, 0.84)	1.0 (0.80, 1.26)	1.0 (0.83, 1.18)
Crude OR	0.87 (0.81, 0.93)	0.93 (0.85, 1.03)	0.98 (0.91, 1.05)
Number of studies	1 vs. 21	1 vs. 7	1 vs. 7
I-squared (p-value)	NA vs. 38.9% (0.036)	NA vs. 38.5% (0.135)	NA vs. 0.0% (0.498)
<b>Peer reviewed article?</b>			
Yes	0.85 (0.79, 0.92)	0.99 (0.92, 1.10)	0.96 (0.89, 1.03)
No	0.89 (0.75, 1.10)	0.77 (0.63, 0.94)	1.13 (0.95, 1.34)
Number of studies	18 vs. 4	7 vs. 1	7 vs. 1
I-squared (p-value)	45.5% (0.019) vs. 51.5% (0.103)	0.0% (0.605) vs. NA	0.0% (0.874) vs. NA
<b>Study's quality</b>			
Critically low	0.94 (0.84, 1.06)	0.86 (0.70, 1.04)	1.02 (0.85, 1.24)
Low	0.85 (0.79, 0.92)	0.98 (0.82, 1.16)	0.93 (0.80, 1.10)
Moderate	0.74 (0.63, 0.85)	0.99 90.88, 1.10)	0.98 (0.89, 1.06)
Number of studies	6 vs. 11. vs. 5	2 vs. 2 vs. 4	2 vs. 2 vs. 4
I-squared (p-value)	57.4% (0.038) vs. 15.8% (0.293) vs. 18.9% (0.294)	56.3% (0.130) vs. 0.0% (0.568) vs. 20.7% (0.286)	60% (0.114) vs. 0.0% (0.865) vs. 0.0% (0.572)
<b>Hypertension use status</b>			
Hypertensive patients	0.85 (0.80, 0.9)	0.9 (0.75, 1.08)	1.01 (0.93, 1.10)
Not-recorded	0.88 (0.76, 1.03)	0.96 (0.87, 1.06)	0.93 (0.85, 1.03)
Number of studies	13 vs. 9	4 vs. 4	4 vs. 4
I-squared (p-value)	0.0% (0.595) vs. 69% (0.001)	67.1% (0.028) vs. 0.0% (0.852)	0.0% (0.473) vs. 0.0% (0.723)
<b>Risk of COVID-19 infection (n=40)</b>			
<b>Adjusted outcome measure</b>			
Adjusted OR	0.98 (0.94, 1.03)	1.0 (0.82, 1.2)	0.98 (0.56, 1.7)
Crude OR	1.0 (0.97, 1.02)	0.97 (0.93, 1.01)	1.0 (0.97, 1.04)
Number of studies	6 vs. 13	2 vs. 9	2 vs. 8
I-squared (p-value)	41.7% (0.127) vs. 18.7% (0.255)	49% (0.161) vs. 36.6% (0.125)	78.9% (0.03) vs. 0.0% (0.993)
<b>Peer reviewed article?</b>			
Yes	0.99 (0.97, 1.01)	0.96 (0.92, 1.01)	1.01 (0.98, 1.05)
No	1.03 (0.96, 1.10)	0.97 (0.89, 1.10)	0.97 (0.85, 1.11)
Number of studies	14 vs. 5	8 vs. 3	7 vs. 3
I-squared (p-value)	14.6% (0.294) vs. 52.5% (0.077)	34.8% (0.150) vs. 48.6% (0.143)	0.0% (0.814) vs. 18.1% (0.295)
<b>Study's quality</b>			
Critically low	0.97 (0.95, 1.0)	0.96 (0.93, 0.99)	1.0 (0.96, 1.04)

Low	0.97 (0.93, 1.01)	0.95 (0.84, 1.09)	0.90 (0.62, 1.30)
Moderate	1.03 (0.99, 1.06)	1.03 (0.93, 1.14)	1.03 (0.96, 1.10)
Number of studies	4 vs. 7 vs. 8	4 vs. 3 vs. 4	4 vs. 2 vs. 4
I-squared (p-value)	0.0% (0.780) vs. 17.5% (0.296) vs. 12.7% (0.331)	0.0% (0.811) vs. 66.7% (0.050) vs. 45.3% (0.140)	0.0% (0.970) vs. 51.6% (0.151) vs. 0.0% (0.467)
<b>Hypertension use status</b>			
Hypertensive patients	1.02 (0.93, 1.11)	1.0 (0.91, 1.11)	1.0 (0.94, 1.08)
Not-recorded	0.99 (0.97, 1.01)	0.96 (0.92, 0.99)	1.0 (0.97, 1.05)
Number of studies	2 vs. 17	2 vs. 9	2 vs. 8
I-squared (p-value)	58.3% (0.122) vs. 19.7% (0.224)	42.0% (0.189) vs. 33.5% (0.150)	0.0% (0.590) vs. 0.0% (0.595)
<b>Severe COVID-19 (n=44)</b>			
<b>Adjusted outcome measure</b>			
Adjusted OR	0.88 (0.78, 0.99)	0.86 (0.70, 1.07)	0.94 (0.81, 1.10)
Crude OR	0.86 (0.75, 0.97)	0.96 (0.81, 1.14)	0.93 (0.78, 1.13)
Number of studies	6 vs. 22	2 vs. 6	2 vs. 6
I-squared (p-value)	19.3% (0.287) vs. 73% (>0.001)	0.0% (0.330) vs. 0.0% (0.954)	0.0% (0.674) vs. 8.8% (0.360)
<b>Peer reviewed article?</b>			
Yes	0.89 (0.83, 0.96)	0.94 (0.78, 1.14)	0.91 (0.66, 1.25)
No	0.82 (0.66, 1.01)	0.9 (0.75, 1.10)	0.95 (0.83, 1.10)
Number of studies	15 vs. 13	4 vs. 4	4 vs. 4
I-squared (p-value)	0.0% (0.885) vs. 84% (>0.001)	0.0% (0.832) vs. 0.0% (0.646)	36.3% (0.194) vs. 0.0% (0.821)
<b>Study's quality</b>			
Critically low	0.69 (0.53, 0.92)	NA	NA
Low	0.93 (0.85, 1.03)	0.92 (0.75, 1.31)	0.89 (0.73, 1.09)
Moderate	0.89 (0.77, 1.04)	0.92 (0.78, 1.10)	0.96 (0.84, 1.10)
Number of studies	7 vs. 7 vs. 14	0 vs. 2 vs. 6	0 vs. 2 vs. 6
I-squared (p-value)	80.5% (>0.001) vs. 0.0% (0.954) vs. 69.8% (>0.001)	NA vs. 0.0% (0.664) vs. 0.0% (0.782)	NA vs. 0.0% (0.557) vs. 0.0% (0.426)
<b>Hypertension use status</b>			
Hypertensive patients	0.89 (0.77, 1.01)	1.10 (0.64, 1.89)	0.82 (0.52, 1.30)
Not-recorded	0.85 (0.758, 0.96)	0.91 (0.79, 1.10)	0.95 (0.84, 1.10)
Number of studies	5 vs. 23	1 vs. 7	1 vs. 7
I-squared (p-value)	0.0% (0.684) vs. 73.1% (>0.001)	NA vs. 0.0% (0.899)	Na vs. 0.0% (0.506)
<b>Hospitalisation (n=21)</b>			
<b>Adjusted outcome measure</b>			
Adjusted OR	1.33 (1.21, 1.47)	1.25 (1.10, 1.46)	1.33 (0.80, 2.23)
Crude OR	1.21 (0.91, 1.61)	1.10 (0.86, 1.41)	1.02 (0.79, 1.31)
Number of studies	3 vs. 8	2 vs. 3	2 vs. 3
I-squared (p-value)	0.0% (0.634) vs. 81.5% (>0.001)	0.0% (0.556) vs. 27.9% (0.250)	86.1% (0.007) vs. 49% (0.141)
<b>Peer reviewed article?</b>			
Yes	1.11 (0.90, 1.31)	1.11 (0.91, 1.27)	0.93 (0.80, 1.10)
No	1.45 (1.10, 2.0)	1.32 (1.10, 1.59)	1.67 (1.45, 1.92)
Number of studies	6 vs. 5	3 vs. 2	3 vs. 2
I-squared (p-value)	66.2% (0.011) vs. 73.1% (0.005)	0.0% (0.611) vs. 0.0% (0.432)	0.0% (894) vs. 0.0% (0.578)
<b>Study's quality</b>			
Critically low	1.20 (0.57, 2.54)	NA	NA

Low	1.24 (0.98, 1.56)	1.29 (1.07, 1.56)	1.69 (1.46, 1.96)
Moderate	1.24 (0.94, 1.63)	1.12 (0.95, 1.31)	0.99 (0.94, 1.19)
Number of studies	2 vs. 2 vs. 7	0 vs. 1 vs. 4	0 vs. 1 vs. 4
I-squared (p-value)	64.8% (0.092) vs. 76.5% (0.039) vs. 82.9% (>0.001)	NA vs. NA vs. 0.0% (0.368)	NA vs. NA vs. 23.9% (0.268)
<b>Hypertension use status</b>			
Hypertensive patients	0.82 (0.67, 1.01)	0.95 (0.69, 1.30)	0.94 (0.68, 1.31)
Not-recorded	1.35 (1.15, 1.58)	1.23 (1.10, 1.41)	1.23 (0.84, 1.78)
Number of studies	2 vs. 9	1 vs. 4	1 vs. 4
I-squared (p-value)	0.0% (0.568) vs. 66% (0.003)	NA vs. 0.0% (0.553)	NA vs. 88.7% (>0.001)
<b>Ventilator use (n=5)</b>			
<b>Adjusted outcome measure</b>			
Adjusted OR	NA	NA	NA
Crude OR	1.18 (0.84, 1.66)*	1.01 (0.03, 34.52)*	0.985 (0.084, 11.57)*
Number of studies	0 vs. 3	0 vs. 1	0 vs. 1
I-squared (p-value)	NA vs. 53.4% (0.114)	NA	NA
<b>Peer reviewed article?</b>			
Yes	1.10 (0.66, 1.75)	1.01 (0.03, 34.52)*	0.985 (0.084, 11.57)*
No	1.39 (0.99, 1.95)	NA	NA
Number of studies	2 vs. 1	1 vs. 0	1 vs. 0
I-squared (p-value)	52.6% (0.146) vs. NA	NA	NA
<b>Study's quality</b>			
Critically low	NA	NA	NA
Low	NA	NA	NA
Moderate	1.18 (0.84, 1.66)*	1.01 (0.03, 34.52)*	0.985 (0.084, 11.57)*
Number of studies	0 vs. 0 vs. 3	0 vs. 0 vs. 1	0 vs. 0 vs. 1
I-squared (p-value)	NA vs. NA vs. 53.4% (0.114)	NA	NA
<b>Hypertension use status</b>			
Hypertensive patients	0.89 (0.65, 1.23)	NA	NA
Not-recorded	1.41 (1.10, 1.90)	1.014 (0.030, 34.758)*	0.985 (0.084, 11.570)*
Number of studies	1 vs. 2	0 vs. 1	0 vs. 1
I-squared (p-value)	NA vs. 0.0% (0.844)	NA	NA
<b>Acute SARS (n=5)</b>			
<b>Adjusted outcome measure</b>			
Adjusted OR	NA	0.95 (0.86, 1.05)	1.05 (0.97, 1.14)
Crude OR	0.71 (0.49, 1.02)	1.21 (1.01, 1.45)	1.25 (0.99, 1.57)
Number of studies	0 vs. 1	1 vs. 1	1 vs. 1
I-squared (p-value)	NA	NA	NA
<b>Peer reviewed article?</b>			
Yes	0.71 (0.49, 1.02)*	1.06 (0.84, 1.34)*	1.11 (0.95, 1.29)*
No	NA	NA	NA
Number of studies	1 vs. 0	2 vs. 0	2 vs. 0
I-squared (p-value)	NA	81% (0.022) vs. NA	48.9% (0.162) vs. NA
<b>Study's quality</b>			
Critically low			
Low	NA	NA	NA
Moderate	NA	NA	NA
Number of studies	0.71 (0.49, 1.02)	1.06 (0.84, 1.34)*	1.11 (0.95, 1.29)*
I-squared (p-value)	0 vs. 0 vs. 1	0 vs. 0 vs. 2	0 vs. 0 vs. 2
Hypertension use status		NA vs. NA vs. 81% (0.022)	NA vs. NA vs. 48.9% (0.162)

<b>Hypertensive patients</b>	0.71 (0.49, 1.02)	NA	NA
Not-recorded	NA	1.06 (0.84, 1.34)	1.11 (0.95, 1.29)
Number of studies	1 vs. 0	0 vs. 2	0 vs. 2
I-squared (p-value)	NA	NA vs. 81% (0.022)	NA vs. 48.9% (0.162)
(Note) *Indicates that the pooled estimate is the same as the overall analyses because all the studies were in one group; NA: not applicable indicating that no studies were available to perform meta-analyses for these outcomes;			

321

322 **Discussion**

323 This umbrella review for the first time combined all the available evidence so far from observational  
 324 studies on the impact of ACEIs/ARBs on COVID-19 clinical outcomes (47 systematic review studies  
 325 which reported 213 meta-analyses) into one pooled estimate using an umbrella review and meta-  
 326 analysis approach. The collective, combined pooled estimates indicated evidence of statistically  
 327 significant reduction in mortality, death/ICU admission (as a composite endpoint) and severe COVID-  
 328 19 infection in association with ACEIs/ARBs use, but significant increase in the risk of hospitalisation  
 329 (Table 1). Interestingly, when analysing ACEIs and ARBs as a two separate groups, there was no  
 330 evidence of any significant association between ACEIs, or ARBs and any of the nine COVID-19  
 331 related clinical outcomes analysed in our study.

332

333 Although the magnitude of observed impact of ACEIs/ARBs use on reducing mortality was decreasing  
 334 as the quality of studies improved (ranged from 25% reduction death- OR=0.75; 95%CI: 0.66, 0.85-  
 335 among critically low-quality studies to 15% reduction- OR=0.85; 95%CI: 0.75, 0.96- among moderate-  
 336 quality studies) (Table 2), the evidence were overall mostly consistent across all the sub-group  
 337 analyses including a greater impact among studies that included hypertensive patients (26%  
 338 reduction- OR=0.74; 95%CI: 0.69, 0.79) compared with studies that did not record the hypertension  
 339 status of their study population (14% reduction-OR=0.84; 95%CI: 0.77, 0.92). In terms of death/ICU  
 340 admission, the quality of the evidence was even better because the impact of ACEIs/ARBs use was  
 341 greater and significant only among: moderate-quality studies (26% reduction- OR=0.63, 0.85), peer-  
 342 reviewed studies (15% reduction- OR=0.85; 95%CI: 0.79, 0.92), and studies with hypertensive  
 343 patients (15% reduction; OR=0.85; 95%CI: 0.80, 0.90); however, the impact was significant  
 344 regardless of whether the measure of effects was crude or adjusted, even though the impact was  
 345 greater among studies with adjusted measure of effects (37% reduction- OR=0.63; 95%CI: 0.47, 0.84)  
 346 compared with 13% reduction (OR=0.87; 95%CI: 0.81, 0.93) among studies with crude measure of  
 347 effects. In contrast, the quality of the evidence for the impact of ACEIs/ARBs use on severe COVID-  
 348 19 was low since a significant reduction was only observed among critically-low quality studies (31%  
 349 reduction- OR=0.69; 95%CI: 0.53, 0.92) and in fact, the significant association disappeared as the  
 350 quality of the studied enhanced from critically low quality to either low or moderate quality.

351

352 In terms of the impact of ACEIs/ARBs on hospitalisation, the quality of the evidence was low because  
 353 the significant association was not apparent when the data were analysed by the quality of the  
 354 studies, even though the magnitude of the effect was almost consistent across the various quality of  
 355 the studies; besides, the significant increase in hospitalisation was observed only among: studies that  
 356 reported adjusted measure of effects (33% increase- OR=0.1.33; 95%CI: 1.21, 1.47), non-peer  
 357 reviewed studies (45% increase- OR=1.45; 95%CI: 1.10, 2.0) and studies that did not recorded the  
 358 hypertensive status of their study population (35% increase- OR=1.35; 95%CI: 1.15, 1.58).

359

360 Furthermore, the sub-group analyses demonstrated some low-quality evidence regarding the impact  
 361 of ACEIs and ARBs (as separate groups) whereby ARBs use was associated with a significant  
 362 increase in hospitalisation only among the studies that were of low-quality (69% increase- OR=1.69;  
 363 95%CI: 1.46, 1.96) and non-peer reviewed (67% increase- OR=1.67; 95%CI: 1.45, 1.92); whereas  
 364 ACEIs use increased hospitalisation significantly by 23% (OR=1.23; 95%CI: 1.10, 1.41) only among  
 365 studies that did not report the hypertensive status of their study population. This observed difference  
 366 between ARBs and ACEIs in their impact on COVID-19 clinical outcomes has been suggested to be

367 due to the increased level of angiotensin-II, which occurs following ARBs treatment but not ACEIs,  
368 which in turn imposes an increased substrate load on ACE2 enzyme (the key cell entry point for  
369 COVID-19) requiring its upregulation (62); hence facilitates COVID-19 virus cell entry and its  
370 subsequent infectivity/pathogenicity (63). Furthermore, the increase in ACE2 activity demonstrated in  
371 patients with hypertension, either due to the pathophysiology of hypertension itself (64) or  
372 administration ACEIs/ARBs as antihypertensive medications (65), could at least partially explain some  
373 of our study findings as why ACEIs/ARBs had significant impact on certain COVID-19 clinical  
374 outcomes only among studies that included patient with hypertension.

375

376 Several hypotheses have been suggested to explain the potential negative and positive effects of  
377 ACEIs/ARBs use on COVID-19 clinical outcomes. The negative effects are hypothesised to be due to  
378 ACEIs/ARBs induced upregulation of ACE2 expression; hence enhancing viral binding and cell entry  
379 (65); whereas the positive protective effects could be through ACEIs/ARBs effects on angiotensin II  
380 expression leading to subsequent increase in the protective angiotensin 1-7 and 1-9 which have anti-  
381 inflammatory and vasodilatory effects; hence potentially attenuating the cardiac and pulmonary  
382 damages (2). Genetic ACE2 polymorphism among some individuals has been also suggested as  
383 potential factor explaining, at least partially, the harmful effects on ACEIs/ARBs on COVID-19  
384 outcomes (66).

385

386 Our study findings are in contrast to the findings from a recent randomised clinical trial (RCT) (67)  
387 which found insignificant differences in the mean number of days alive and out of the hospital  
388 between those assigned to discontinue vs continue ACEIs or ARBs. However, there are certain points  
389 that should be considered when interpreting the findings from this clinical trial in comparison to our  
390 study findings. First, this RCT was designed to evaluate the impact of continuing ACEIs or ARBs vs.  
391 their discontinuation after contracting COVID-19 rather than evaluating ACEIs/ARBs use vs. non-use  
392 of these medication which was the focus of most of the observational studies involved in our current  
393 study. Secondly, the RCT included only patients with mild or moderate COVID-19 with more than half  
394 of the participants (57%; n=376) having mild COVID-19, and evaluated only two COVID-19 related  
395 clinical outcomes, namely days alive (mortality) and out of hospital days; hence leaving a big gap in  
396 the evidence around ACEIs/ARBs' impact on other important COVID-19 clinical outcomes such as ICU  
397 admission, hospitalisation, acquiring COVID-19 infection and severe COVID-19 as well as limiting the  
398 findings' external validity (generalisability) to patients with severe COVID-19. Furthermore, although  
399 the RCT's participants were all hypertensive patients, about one-third (~31%) and ~1% had diabetes  
400 and heart failure, respectively, which further limits the generalisability of the RCT's findings to these  
401 conditions for which ACEIs/ARBs are commonly indicated. Moreover, the RCT's participants were all  
402 from Brazil and hence extending the findings to other races or ethnicities will be limited; this is  
403 particularly importantly because there are evidence demonstrating that there are potential genetic  
404 variants of renin, angiotensinogen, ACE, angiotensin II and ACE2 among various populations that  
405 influence the function of the renin-angiotensin aldosterone system; hence affecting someone'  
406 response to the COVID-19 infection (68). Finally, it is not entirely clear how long it takes for the ACE2  
407 upregulation (induced by ACEIs/ARBs treatment) to return to its normal level after discontinuing  
408 ACEIs/ARBs therapy, suggesting that measuring any clinical outcome within 30 days might not be  
409 long enough for the ACE2 level to return back to its pre-ACEIs/ARBs treatment level (i.e., ACE2 level  
410 would be comparable between those continued or discontinued ACEIs/ARBs treatment) which could  
411 potentially explain the insignificant difference in the study outcomes between the two groups in the  
412 RCT; however, this requires further investigation.

413

414 It is rather surprising and unusual to have such high number of published systematic reviews and  
415 meta-analysis (47 studies) on the same topic. Circumstances associated with the pandemic may have  
416 influenced researchers' decisions and overall study quality. For example, researchers may have  
417 decided not to submit a published protocol to quicken the review process for rapid dissemination of  
418 results to clinicians and COVID-19 policy makers (41).

419

420 **Strengths and limitations**

421 This review presents the most comprehensive and systematic overview on the impact using RAAS  
422 inhibitors on COVID-19 related clinical outcomes, with a wide range of sensitivity (sub-group)  
423 analyses to assess the strength, validity and robustness of the evidence while accounting for potential  
424 confounding variables. Furthermore, none of the pooled meta-analysis estimates for the nine studied  
425 outcomes was affected/dominated by a single individual study. Although most of the included studies  
426 were classified as 'low' or 'critically low' quality when assessed using AMSTAR 2 tool, it is widely  
427 acknowledged that the AMSTAR 2 tool has a high standard with most reviews rated as 'critically low'  
428 (69, 70). The AMSTAR 2 tool is also prone to subjective biases (71) , and assessment results are at  
429 the discretion of the reviewers regarding what is a "comprehensive" literature search or "satisfactory"  
430 explanation of heterogeneity or risk of bias assessment (71); therefore, quality assessment was  
431 conducted fully independent in this review and further criteria were set by the assessors to ensure  
432 inter-rater consistency. Alternatives tools to AMSTAR 2 exist such as the ROBIS tool, however the  
433 measurement categories are found to be broadly similar with the AMSTAR 2 tool considered more  
434 reliable (71). Additionally, we accounted for this issue by conducting a sub-group analysis based on  
435 the level of studies' quality.

436

437 **Conclusion**

438 Collective evidence so far from observational studies indicate a good quality evidence on the  
439 significant association between ACEIs/ARBs use and reduction in death and death/ICU admission (as  
440 a composite outcome). Additionally, ACEIs/ARBs use was found to be associated with a significant  
441 reduction in severe COVID-19 but a significant increase in hospitalisation; however, the evidence for  
442 these two outcomes was of poor quality; hence, cautious interpretation of these findings is required.  
443 Interestingly, findings for some of the clinical outcomes were dependent on whether the included  
444 patients had hypertension or not. Overall, our study findings further support the current  
445 recommendations of not discontinuing ACEIs/ARBs therapy in patients with COVID-19 due to the lack  
446 of good quality evidence on their harm but rather it could be beneficial to patients.

447

448

## 449 **References**

- 450 1. Clift AK, Coupland CAC, Keogh RH, Diaz-Ordaz K, Williamson E, Harrison EM, et al. Living risk  
451 prediction algorithm (QCOVID) for risk of hospital admission and mortality from coronavirus 19 in  
452 adults: national derivation and validation cohort study. *BMJ*. 2020;371:m3731.
- 453 2. Vaduganathan M, Vardeny O, Michel T, McMurray JJV, Pfeffer MA, Solomon SD. Renin-  
454 Angiotensin-Aldosterone System Inhibitors in Patients with Covid-19. *New England Journal of*  
455 *Medicine*. 2020;382(17):1653-9.
- 456 3. Akhtar S, Benter IF, Danjuma MI, Doi SAR, Hasan SS, Habib AM. Pharmacotherapy in COVID-  
457 19 patients: a review of ACE2-raising drugs and their clinical safety. *Journal of Drug Targeting*.  
458 2020;28(7-8):683-99.
- 459 4. Baral R, White M, Vassiliou VS. Effect of renin-angiotensin-aldosterone system inhibitors in  
460 patients with COVID-19: a systematic review and meta-analysis of 28,872 patients. *Current*  
461 *atherosclerosis reports*. 2020;22(10):1-9.
- 462 5. Pirola CJ, Sookoian S. Estimation of Renin-Angiotensin-Aldosterone-System (RAAS)-Inhibitor  
463 effect on COVID-19 outcome: A Meta-analysis. *J Infect*. 2020;81(2):276-81.
- 464 6. Zhang X, Yu J, Pan L-y, Jiang H-y. ACEI/ARB use and risk of infection or severity or mortality of  
465 COVID-19: a systematic review and meta-analysis. *Pharmacol Res*. 2020;158:104927.
- 466 7. Aromataris E, Fernandez R, Godfrey CM, Holly C, Khalil H, Tungpunkom P. Summarizing  
467 systematic reviews: methodological development, conduct and reporting of an umbrella review  
468 approach. *JB I Evidence Implementation*. 2015;13(3).
- 469 8. Aromataris E, Fernandez R, Godfrey C, Holly C, Khalil H, Tungpunkom P. *JB I Manual for*  
470 *Evidence Synthesis*. In: Aromataris E, Munn Z, editors. *JB I Manual for Evidence Synthesis 2020*.
- 471 9. Covidence. Better systematic review management 2022 [Available from:  
472 <https://www.covidence.org/home>.
- 473 10. House AE, House BJ, Campbell MB. Measures of interobserver agreement: Calculation  
474 formulas and distribution effects. *Journal of behavioral assessment*. 1981;3(1):37-57.
- 475 11. Shea BJ, Reeves BC, Wells G, Thuku M, Hamel C, Moran J, et al. AMSTAR 2: a critical appraisal  
476 tool for systematic reviews that include randomised or non-randomised studies of healthcare  
477 interventions, or both. *Bmj*. 2017;358:j4008.
- 478 12. Kelley GA, Kelley KS. Statistical models for meta-analysis: A brief tutorial. *World Journal of*  
479 *Methodology*. 2012;2(4):27.
- 480 13. Higgins JP, Thompson SG, Deeks JJ, Altman DG. Measuring inconsistency in meta-analyses. *Br*  
481 *Med J*. 2003;327(7414):557-60.
- 482 14. Egger M, Smith GD, Schneider M, Minder C. Bias in meta-analysis detected by a simple,  
483 graphical test. *BMJ*. 1997;315(7109):629-34.
- 484 15. Higgins JP, Green S. *Cochrane Handbook for Systematic Reviews of Interventions Version*  
485 *5.1. 0* [updated March 2011]. The Cochrane Collaboration: The Cochrane Collaboration; 2011  
486 [Available from: <https://handbook-5-1.cochrane.org/>.
- 487 16. Mander A, Clayton D. Assessing the influence of a single study in meta-analysis. *Stata Tech*  
488 *Bull Reprints*. 1999;8:108-10.
- 489 17. Abdulhak AAB, Kashour T, Noman A, Tlayjeh H, Mohsen A, Al-Mallah MH, et al. Angiotensin  
490 Converting Enzyme Inhibitors and Angiotensin Receptor Blockers and Outcome of COVID-19 : A  
491 Systematic Review and Meta-analysis. *medRxiv*. 2020:2020.05.06.20093260.
- 492 18. Alamer A, Abraham I. Mortality in COVID-19 patients treated with ACEIs/ARBs: re-estimated  
493 meta-analysis results following the Mehra et al. retraction. *Pharmacol Res*. 2020;160:105053.
- 494 19. Asimwe IG, Pushpakom S, Turner RM, Kolamunnage-Dona R, Jorgensen AL, Pirmohamed M.  
495 Cardiovascular drugs and COVID-19 clinical outcomes: a living systematic review and meta-analysis.  
496 *Br J Clin Pharmacol*. 2021.
- 497 20. Barochiner J, Martínez R. Use of inhibitors of the renin-angiotensin system in hypertensive  
498 patients and COVID-19 severity: A systematic review and meta-analysis. *J Clin Pharm Ther*.  
499 2020;45(6):1244-52.



500 21. Barochiner J, Martínez R. Use of inhibitors of the renin angiotensin system and COVID-19  
501 prognosis: a systematic review and meta-analysis. medRxiv. 2020:2020.05.19.20106799.

502 22. Beressa TB, Sahilu T, Deyno S. Effect of Renin-Angiotensin-Aldosterone System inhibitors on  
503 outcomes of COVID-19 patients with hypertension: Systematic review and Meta-analysis. medRxiv.  
504 2020:2020.09.03.20187393.

505 23. Bezabih YM, Bezabih A, Aalamneh E, Peterson GM, Bezabhe WM. Comparison of renin-  
506 angiotensin-aldosterone system inhibitors with other antihypertensives in association with  
507 coronavirus disease-19 clinical outcomes: systematic review and meta-analysis. medRxiv.  
508 2020:2020.05.21.20108993.

509 24. Cai XJ, Tay JCK, Kui SL, Tin AS, Tan VH. Impact of angiotensin-converting enzyme inhibitors  
510 and angiotensin receptor blockers on in-hospital mortality in COVID-19 patients: a systematic review  
511 and meta-analysis. Singapore Med J. 2020;1:16.

512 25. Caldeira D, Alves M, e Melo RG, António PS, Cunha N, Nunes-Ferreira A, et al. Angiotensin-  
513 converting enzyme inhibitors and angiotensin-receptor blockers and the risk of COVID-19 infection  
514 or severe disease: systematic review and meta-analysis. IJC Heart & Vasculature. 2020;31:100627.

515 26. Chan C-K, Huang Y-S, Liao H-W, Tsai I-J, Sun C-Y, Pan H-C, et al. Renin-angiotensin-  
516 aldosterone system inhibitors and risks of severe acute respiratory syndrome coronavirus 2  
517 infection: a systematic review and meta-analysis. Hypertension. 2020;76(5):1563-71.

518 27. Chu C, Zeng S, Hasan AA, Hoher CF, Krämer BK, Hoher B. Comparison of infection risks and  
519 clinical outcomes in patients with and without SARS-CoV-2 lung infection under renin-angiotensin-  
520 aldosterone system blockade: Systematic review and meta-analysis. Br J Clin Pharmacol.  
521 2021;87(6):2475-92.

522 28. de Almeida-Pititto B, Dualib PM, Zajdenverg L, Dantas JR, De Souza FD, Rodacki M, et al.  
523 Severity and mortality of COVID 19 in patients with diabetes, hypertension and cardiovascular  
524 disease: a meta-analysis. Diabetol Metab Syndr. 2020;12(1):1-12.

525 29. Di Castelnuovo A, Costanzo S, Antinori A, Berselli N, Blandi L, Bonaccio M, et al. RAAS  
526 inhibitors are not associated with mortality in COVID-19 patients: findings from an observational  
527 multicenter study in Italy and a meta-analysis of 19 studies. Vascul Pharmacol. 2020;135:106805.

528 30. Diaz-Arocutipa C, Saucedo-Chinchay J, Hernandez AV. Association Between ACEIs or ARBs  
529 Use and Clinical Outcomes in COVID-19 Patients: A Systematic Review and Meta-analysis. medRxiv.  
530 2020.

531 31. Flacco ME, Martellucci CA, Bravi F, Parruti G, Cappadona R, Mascitelli A, et al. Treatment  
532 with ACE inhibitors or ARBs and risk of severe/lethal COVID-19: a meta-analysis. Heart.  
533 2020;106(19):1519-24.

534 32. Garg A, Rout A, Sharma A, Fiorello B, Kostis JB. Association of Renin Angiotensin System  
535 Blockers with Outcomes in Patients with Covid-19: A Systematic Review and Meta-analysis. medRxiv.  
536 2020:2020.05.23.20111401.

537 33. Ghosal S, Mukherjee JJ, Sinha B, Gangopadhyay K. The effect of angiotensin converting  
538 enzyme inhibitors and angiotensin receptor blockers on death and severity of disease in patients  
539 with coronavirus disease 2019 (COVID-19): A meta-analysis. medRxiv. 2020:2020.04.23.20076661.

540 34. Greco A, Buccheri S, D'Arrigo P, Calderone D, Agnello F, Monte M, et al. Outcomes of renin-  
541 angiotensin-aldosterone system blockers in patients with COVID-19: a systematic review and meta-  
542 analysis. European Heart Journal-Cardiovascular Pharmacotherapy. 2020;6(5):335-7.

543 35. Grover A, Oberoi M. A systematic review and meta-analysis to evaluate the clinical outcomes  
544 in COVID-19 patients on angiotensin-converting enzyme inhibitors or angiotensin receptor blockers.  
545 European Heart Journal-Cardiovascular Pharmacotherapy. 2021;7(2):148-57.

546 36. Guo X, Zhu Y, Hong Y. Decreased mortality of COVID-19 with renin-angiotensin-aldosterone  
547 system inhibitors therapy in patients with hypertension: a meta-analysis. Hypertension.  
548 2020;76(2):e13-e4.

- 549 37. Hasan SS, Kow CS, Hadi MA, Zaidi STR, Merchant HA. Mortality and disease severity among  
550 COVID-19 patients receiving renin-angiotensin system inhibitors: a systematic review and meta-  
551 analysis. *Am J Cardiovasc Drugs*. 2020;1-20.
- 552 38. Kashour T, Bin Abdulhak AA, Tlayjeh H, Hassett LC, Noman A, Mohsen A, et al. Angiotensin  
553 Converting Enzyme Inhibitors and Angiotensin Receptor Blockers and Mortality Among COVID-19  
554 Patients: A Systematic Review and Meta-Analysis. *Am J Ther*. 2020.
- 555 39. Kerneis M, Ferrante A, Guedeney P, Vicaut E, Montalescot G. Severe acute respiratory  
556 syndrome coronavirus 2 and renin-angiotensin system blockers: A review and pooled analysis. *Arch*  
557 *Cardiovasc Dis*. 2020.
- 558 40. Koshy AN, Murphy AC, Farouque O, Ramchand J, Burrell LM, Yudi MB. Renin-angiotensin  
559 system inhibition and risk of infection and mortality in COVID-19: a systematic review and  
560 meta-analysis. *Intern Med J*. 2020;50(12):1468-74.
- 561 41. Kurdi A, Abutheraa N, Akil L, Godman B. A systematic review and meta-analysis of the use of  
562 renin-angiotensin system drugs and COVID-19 clinical outcomes: What is the evidence so far?  
563 *Pharmacology research & perspectives*. 2020;8(6):e00666.
- 564 42. Lee HW, Yoon C-H, Jang EJ, Lee C-H. Renin-angiotensin system blocker and outcomes of  
565 COVID-19: a systematic review and meta-analysis. *Thorax*. 2021;76(5):479-86.
- 566 43. Lee MM, Docherty KF, Sattar N, Mehta N, Kalra A, Nowacki AS, et al. Renin-angiotensin  
567 system blockers, risk of SARS-CoV-2 infection and outcomes from CoVID-19: systematic review and  
568 meta-analysis. *European Heart Journal—Cardiovascular Pharmacotherapy*. 2020.
- 569 44. Liu X, Long C, Xiong Q, Chen C, Ma J, Su Y, et al. Association of angiotensin converting  
570 enzyme inhibitors and angiotensin II receptor blockers with risk of COVID-19, inflammation level,  
571 severity, and death in patients with COVID-19: a rapid systematic review and meta-analysis. *Clin*  
572 *Cardiol*. 2020.
- 573 45. Lo KB, Bhargav R, Salacup G, Pelayo J, Albano J, McCullough PA, et al. Angiotensin converting  
574 enzyme inhibitors and angiotensin II receptor blockers and outcomes in patients with COVID-19: a  
575 systematic review and meta-analysis. *Expert Rev Cardiovasc Ther*. 2020;18(12):919-30.
- 576 46. Megaly M, Glogoza M. Renin-angiotensin system antagonists are associated with lower  
577 mortality in hypertensive patients with COVID-19. *Scott Med J*. 2020;65(4):123-6.
- 578 47. Nunes JPL. Mortality and use of angiotensin-converting enzyme inhibitors in COVID 19  
579 disease: a systematic review. *Porto biomedical journal*. 2020;5(6).
- 580 48. Patoulas D, Katsimardou A, Stavropoulos K, Imprialos K, Kalogirou M-S, Doulas M. Renin-  
581 angiotensin system inhibitors and COVID-19: a systematic review and meta-analysis. Evidence for  
582 significant geographical disparities. *Curr Hypertens Rep*. 2020;22(11):1-13.
- 583 49. Pranata R, Permana H, Huang I, Lim MA, Soetedjo NNM, Supriyadi R, et al. The use of renin  
584 angiotensin system inhibitor on mortality in patients with coronavirus disease 2019 (COVID-19): a  
585 systematic review and meta-analysis. *Diabetes & Metabolic Syndrome: Clinical Research & Reviews*.  
586 2020;14(5):983-90.
- 587 50. Qu G, Shu L, Song EJ, Verghese D, Uy JP, Cheng C, et al. Association between angiotensin-  
588 converting enzyme inhibitors and angiotensin II receptor blockers use and the risk of infection and  
589 clinical outcome of COVID-19: a comprehensive systematic review and meta-analysis. *medRxiv*.  
590 2020:2020.07.02.20144717.
- 591 51. Ren L, Yu S, Xu W, Overton JL, Chiamvimonvat N, Thai PN. Lack of association of  
592 antihypertensive drugs with the risk and severity of COVID-19: a meta-analysis. *J Cardiol*.  
593 2021;77(5):482-91.
- 594 52. Ssentongo AE, Ssentongo P, Heilbrunn ES, Lekoubou A, Du P, Liao D, et al. Renin-  
595 angiotensin-aldosterone system inhibitors and the risk of mortality in patients with hypertension  
596 hospitalised for COVID-19: systematic review and meta-analysis. *Open Heart*. 2020;7(2):e001353.
- 597 53. Tlayjeh IM, Bin Abdulhak AA, Tlayjeh H, Al-Mallah MH, Sohail MR, Hassett LC, et al.  
598 Angiotensin Converting Enzyme Inhibitors and Angiotensin Receptor Blockers and the Risk of SARS-

- 599 CoV-2 Infection or Hospitalization With COVID-19 Disease: A Systematic Review and Meta-Analysis.  
600 *Am J Ther.* 2022;29(1):e74-e84.
- 601 54. Usman MS, Siddiqi TJ, Khan MS, Ahmed A, Ali SS, Michos ED, et al. A meta-analysis of the  
602 relationship between renin-angiotensin-aldosterone system inhibitors and COVID-19. *Am J Cardiol.*  
603 2020;130:159-61.
- 604 55. Wang Y, Chen B, Li Y, Zhang L, Wang Y, Yang S, et al. The use of renin-angiotensin-  
605 aldosterone system (RAAS) inhibitors is associated with a lower risk of mortality in hypertensive  
606 COVID-19 patients: a systematic review and meta-analysis. *J Med Virol.* 2021;93(3):1370-7.
- 607 56. Xu J, Teng Y, Shang L, Gu X, Fan G, Chen Y, et al. The effect of prior angiotensin-converting  
608 enzyme inhibitor and angiotensin receptor blocker treatment on coronavirus disease 2019 (COVID-  
609 19) susceptibility and outcome: a systematic review and meta-analysis. *Clin Infect Dis.*  
610 2021;72(11):e901-e13.
- 611 57. Xue Y, Sun S, Cai J, Zeng L, Wang S, Wang S, et al. Effects of ACEI and ARB on COVID-19  
612 patients: A meta-analysis. *J Renin Angiotensin Aldosterone Syst.* 2020;21(4):1470320320981321.
- 613 58. Yokoyama Y, Aikawa T, Takagi H, Briasoulis A, Kuno T. Association of  
614 renin-angiotensin-aldosterone system inhibitors with mortality and testing positive of COVID-19:  
615 Meta-analysis. *J Med Virol.* 2021;93(4):2084-9.
- 616 59. Zhang G, Wu Y, Xu R, Du X. Effects of renin-angiotensin-aldosterone system inhibitors on  
617 disease severity and mortality in patients with COVID-19: A meta-analysis. *J Med Virol.*  
618 2021;93(4):2287-300.
- 619 60. Zhang Y, Yu S, Xu Y, Williams B. Renin Angiotensin System Inhibition and Susceptibility and  
620 Outcomes from COVID-19: A Systematic Review and Meta-analysis of 69,200 COVID-19 Patients.  
621 *medRxiv.* 2020.
- 622 61. Pirola CJ, Sookoian S. Estimation of renin-angiotensin-aldosterone-system (RAAS)-inhibitor  
623 effect on COVID-19 outcome: a meta-analysis. *J Infect.* 2020;81(2):276-81.
- 624 62. Esler M, Esler D. Can angiotensin receptor-blocking drugs perhaps be harmful in the COVID-  
625 19 pandemic? *J Hypertens.* 2020;38(5):781-2.
- 626 63. Rico-Mesa JS, White A, Anderson AS. Outcomes in patients with COVID-19 infection taking  
627 ACEI/ARB. *Curr Cardiol Rep.* 2020;22:1-4.
- 628 64. Warner FJ, Guy JL, Lambert DW, Hooper NM, Turner AJ. Angiotensin converting enzyme-2  
629 (ACE2) and its possible roles in hypertension, diabetes and cardiac function. *Letters in Peptide*  
630 *Science.* 2003;10(5):377-85.
- 631 65. Soler MJ, Barrios C, Oliva R, Batlle D. Pharmacologic modulation of ACE2 expression. *Curr*  
632 *Hypertens Rep.* 2008;10(5):410-4.
- 633 66. Fang L, Karakiulakis G, Roth M. Are patients with hypertension and diabetes mellitus at  
634 increased risk for COVID-19 infection? *Lancet Respir Med.* 2020;8(4):e21-e.
- 635 67. Lopes RD, Macedo AVS, de Barros ESPGM, Moll-Bernardes RJ, Dos Santos TM, Mazza L, et al.  
636 Effect of Discontinuing vs Continuing Angiotensin-Converting Enzyme Inhibitors and Angiotensin II  
637 Receptor Blockers on Days Alive and Out of the Hospital in Patients Admitted With COVID-19: A  
638 Randomized Clinical Trial. *Jama.* 2021;325(3):254-64.
- 639 68. Snyder EM, Johnson BD. ACE2 and COVID-19: using antihypertensive medications and  
640 pharmacogenetic considerations. *Pharmacogenomics.* 2020;21(10):695-703.
- 641 69. Leclercq V, Beudart C, Tirelli E, Bruyère O. Psychometric measurements of AMSTAR 2 in a  
642 sample of meta-analyses indexed in PsycINFO. *Journal of Clinical Epidemiology.* 2020;119:144-5.
- 643 70. Pieper D, Lorenz RC, Rombey T, Jacobs A, Rissling O, Freitag S, et al. Authors should clearly  
644 report how they derived the overall rating when applying AMSTAR 2—a cross-sectional study.  
645 *Journal of Clinical Epidemiology.* 2021;129:97-103.
- 646 71. Pieper D, Puljak L, González-Lorenzo M, Minozzi S. Minor differences were found between  
647 AMSTAR 2 and ROBIS in the assessment of systematic reviews including both randomized and  
648 nonrandomized studies. *Journal of Clinical Epidemiology.* 2019;108:26-33.
- 649

650 **Figures captions**

651

652 Figure 1 PRISMA flow diagram of the review selection process

653

654 Figure 2 Forest plot depicting pooled estimates for the association between mortality and the three  
655 level of renin-angiotensin system drug exposure (ACEIs/ARBs, ACEIs, ARBs)

656

657 Figure 3 Forest plot depicting pooled estimates for the association between death/Intensive Care Unit  
658 (as a composite outcome) and the three level of renin-angiotensin system drug exposure  
659 (ACEIs/ARBs, ACEIs, ARBs)

660

661 Figure 4 Forest plot depicting pooled estimates for the association between severe COVID-19  
662 infection and the three level of renin-angiotensin system drug exposure (ACEIs/ARBs, ACEIs, ARBs)

663

664 Figure 5 Forest plot depicting pooled estimates for the association between hospitalisation and the  
665 three level of renin-angiotensin system drug exposure (ACEIs/ARBs, ACEIs, ARBs)

666

667 Figure 6 Forest plot depicting pooled estimates for the association between developing Intensive Care  
668 Unit admission and the three level of renin-angiotensin system drug exposure (ACEIs/ARBs, ACEIs,  
669 ARBs)

670

671 Figure 7 Forest plot depicting pooled estimates for the association between between risk of acquiring  
672 COVID-19 infection and the three level of renin-angiotensin system drug exposure (ACEIs/ARBs,  
673 ACEIs, ARBs)

674

675 Figure 8 Forest plot depicting pooled estimate for the association between use of mechanical  
676 ventilator and ACEIs/ARBs use

677

678 Figure 9 Forest plot depicting pooled estimates for the association between risk of severe acute  
679 respiratory syndrome (SARS)and the three level of renin-angiotensin system drug exposure  
680 (ACEIs/ARBs, ACEIs, ARBs)

681

682 Figure 10 Forest plot depicting pooled estimates for the association between severe pneumonia and  
683 ACEIs/ARBs use

684 **Supplementary files' captions and legends**

685

686 Supplementary file 1. Search strategy used in the database searches

687

688 Supplementary file 2. List and details of the irrelevant studies excluded at the stage of abstract and  
689 title screening

690

691

692 Supplementary file 3. Study characterises of the 47 eligible reviews included in the current umbrella  
693 systematic review

694

695 **Supplementary file 4. Details of all the 213 meta-analyses conducted by the eligible 47 reviews**

696

697 Supplementary file 5. Quality assessment score of the 47 eligible reviews included in the current  
698 umbrella systematic review using AMSTAR 2 tool

699

700

701 Supplementary file 6. Forest plot depicting sub-group analyses pooled estimates for the association  
702 between mortality and ACEIs/ARBs use sub-grouped by A) type of analyses (crude vs. adjusted); B)  
703 peer-review status; C) methodological quality; and D) hypertension stats

704

705 Supplementary file 6A. Forest plot depicting sub-group analyses pooled estimates for the association  
706 between mortality and ACEIs use sub-grouped by A) type of analyses (crude vs. adjusted); B) peer-  
707 review status; C) methodological quality; and D) hypertension stats

708

709 Supplementary file 6B. Forest plot depicting sub-group analyses pooled estimates for the association  
710 between mortality and ARBs use sub-grouped by A) type of analyses (crude vs. adjusted); B) peer-  
711 review status; C) methodological quality; and D) hypertension stats

712

713

714 Supplementary file 7. Forest plot depicting sub-group analyses pooled estimates for the association  
715 between death/ICU admission (as a composite outcome) and ACEIs/ARBs use sub-grouped by A)  
716 type of analyses (crude vs. adjusted); B) peer-review status; C) methodological quality; and D)  
717 hypertension stats

718

719 Supplementary file 7A. Forest plot depicting sub-group analyses pooled estimates for the association  
720 between death/ICU admission (as a composite outcome) and ACEIs use sub-grouped by A) type of  
721 analyses (crude vs. adjusted); B) peer-review status; C) methodological quality; and D) hypertension  
722 stats

723

724 Supplementary file 7B. Forest plot depicting sub-group analyses pooled estimates for the association  
725 between death/ICU admission (as a composite outcome) and ARBs use sub-grouped by A) type of  
726 analyses (crude vs. adjusted); B) peer-review status; C) methodological quality; and D) hypertension  
727 stats

728

729

730 Supplementary file 8. Forest plot depicting sub-group analyses pooled estimates for the association  
731 between severe COVID-19 and ACEIs/ARBs use sub-grouped by A) type of analyses (crude vs.  
732 adjusted); B) peer-review status; C) methodological quality; and D) hypertension stats

733

734 Supplementary file 8A. Forest plot depicting sub-group analyses pooled estimates for the association  
735 between severe COVID-19 and ACEIs use sub-grouped by A) type of analyses (crude vs. adjusted);  
736 B) peer-review status; C) methodological quality; and D) hypertension stats

737

738 Supplementary file 8B. Forest plot depicting sub-group analyses pooled estimates for the association  
739 between severe COVID-19 and ARBs use sub-grouped by A) type of analyses (crude vs. adjusted);  
740 B) peer-review status; C) methodological quality; and D) hypertension stats  
741

742 Supplementary file 9. Forest plot depicting sub-group analyses pooled estimates for the association  
743 between hospitalisation and ACEIs/ARBs use sub-grouped by A) type of analyses (crude vs.  
744 adjusted); B) peer-review status; C) methodological quality; and D) hypertension stats  
745

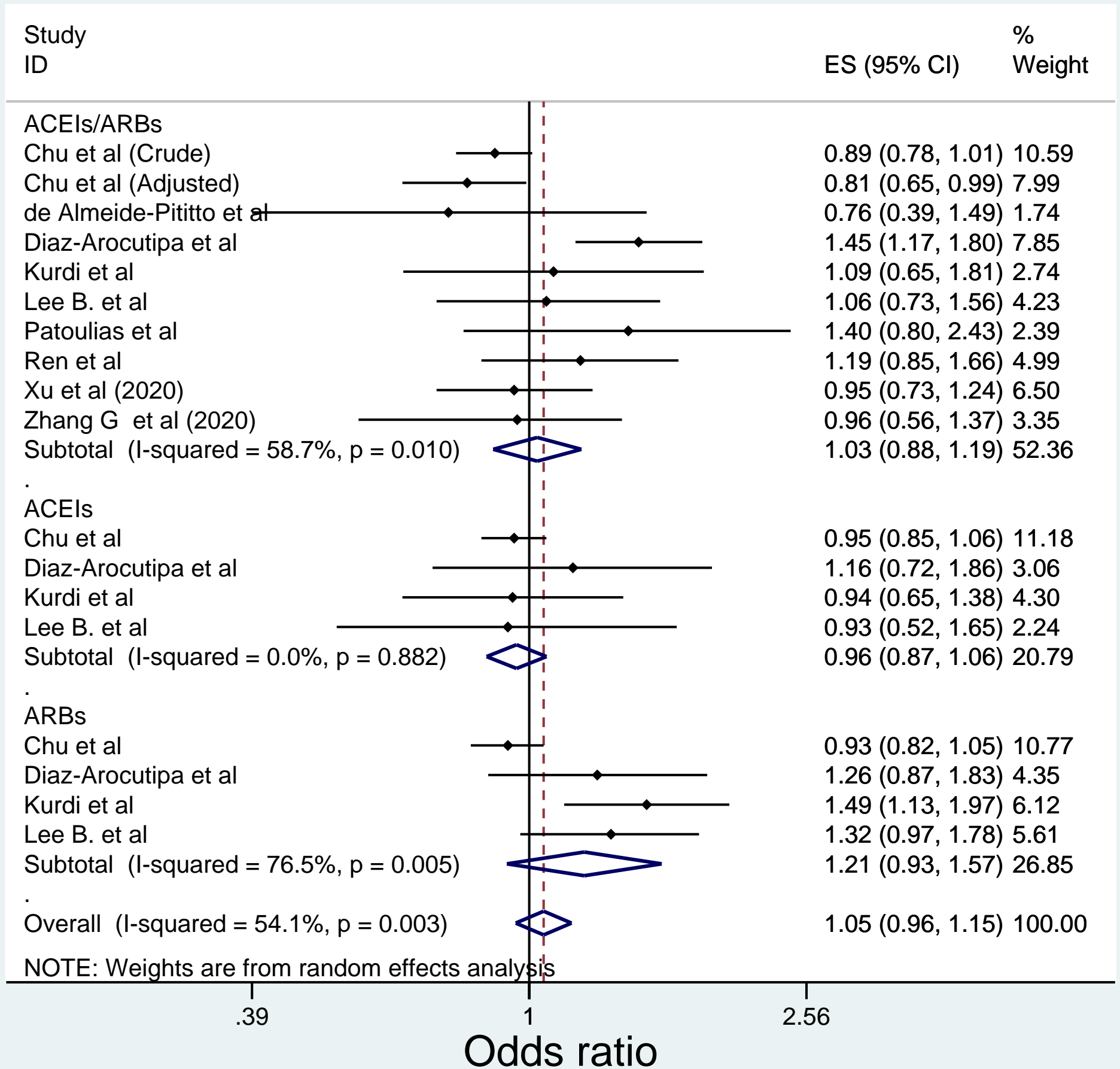
746 Supplementary file 9A. Forest plot depicting sub-group analyses pooled estimates for the association  
747 between hospitalisation and ACEIs use sub-grouped by A) type of analyses (crude vs. adjusted); B)  
748 peer-review status; C) methodological quality; and D) hypertension stats  
749

750 Supplementary file 9B. Forest plot depicting sub-group analyses pooled estimates for the association  
751 between hospitalisation and ARBs use sub-grouped by A) type of analyses (crude vs. adjusted); B)  
752 peer-review status; C) methodological quality; and D) hypertension stats  
753

754 Supplementary file 10. Publication bias funnel plot for the outcomes with  $\geq 10$  studies  
755

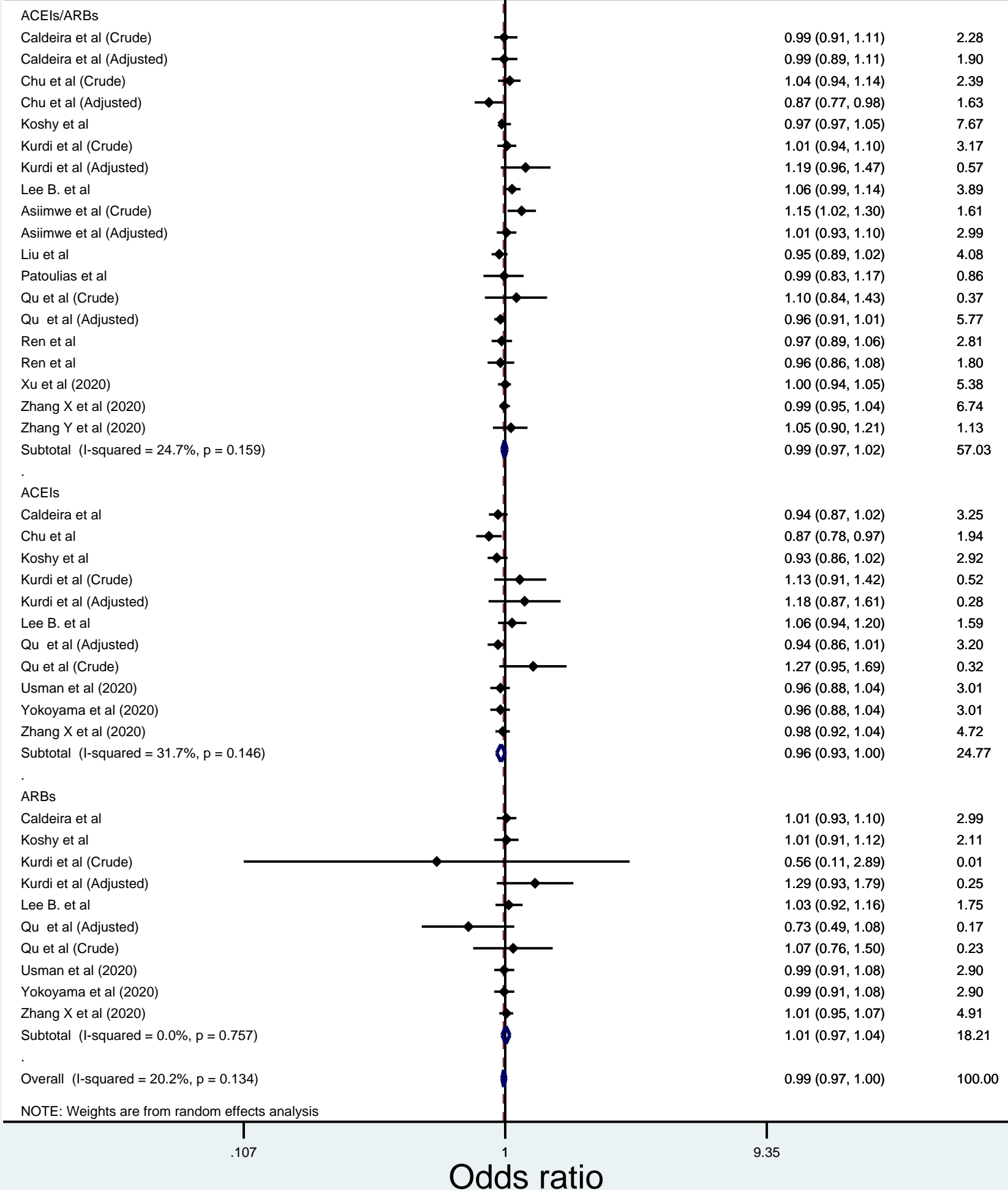
756 Supplementary file 11. Results of the influential analyses  
757

# ICU admission



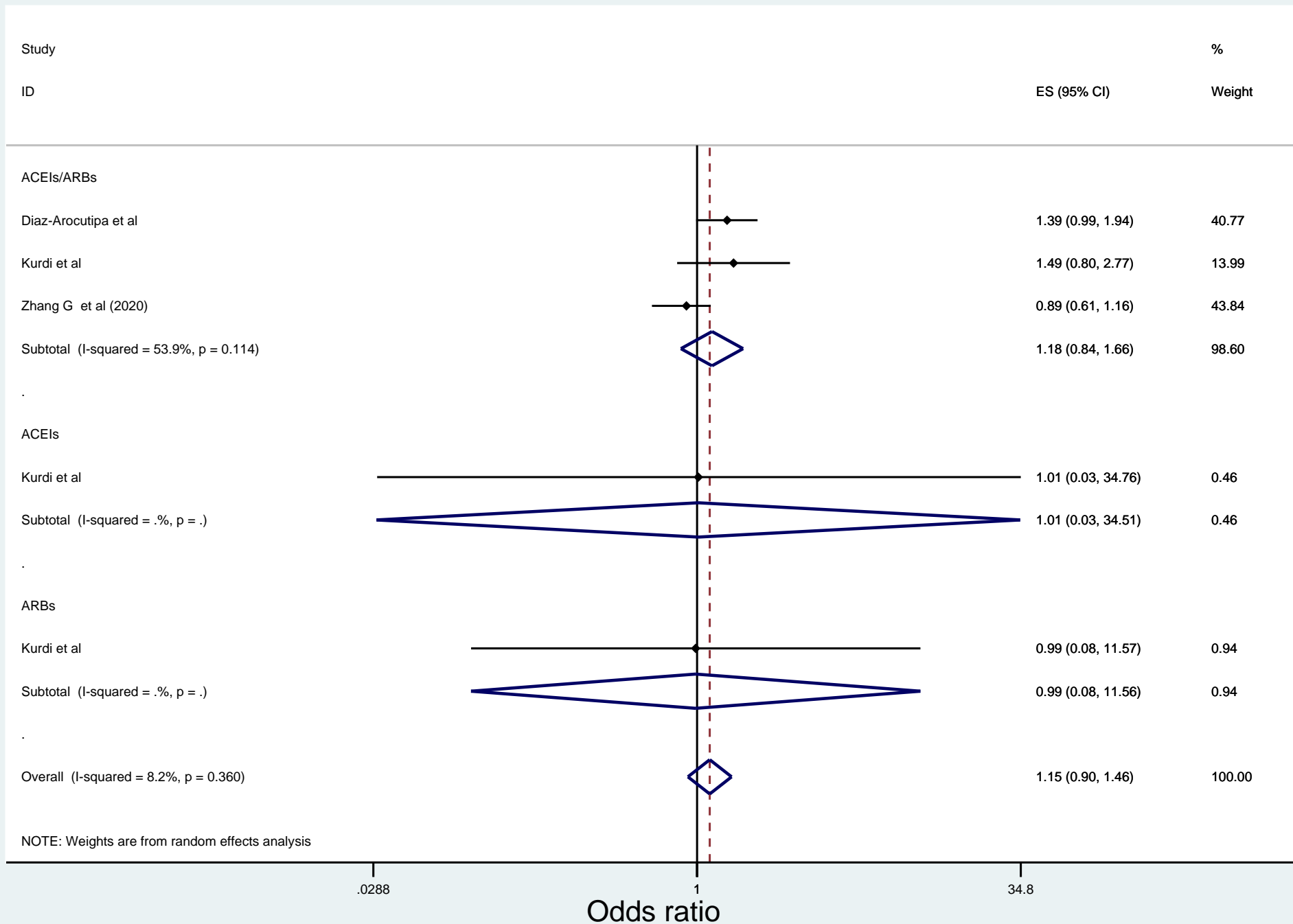
# Risk of COVID-19 Infection

medRxiv preprint doi: <https://doi.org/10.1101/2022.03.20.22272664>; this version posted March 21, 2022. The copyright holder for this preprint (which was not certified by peer review) is the author/funder, who has granted medRxiv a license to display the preprint in perpetuity. It is made available under a [CC-BY-NC-ND 4.0 International license](https://creativecommons.org/licenses/by-nc-nd/4.0/).

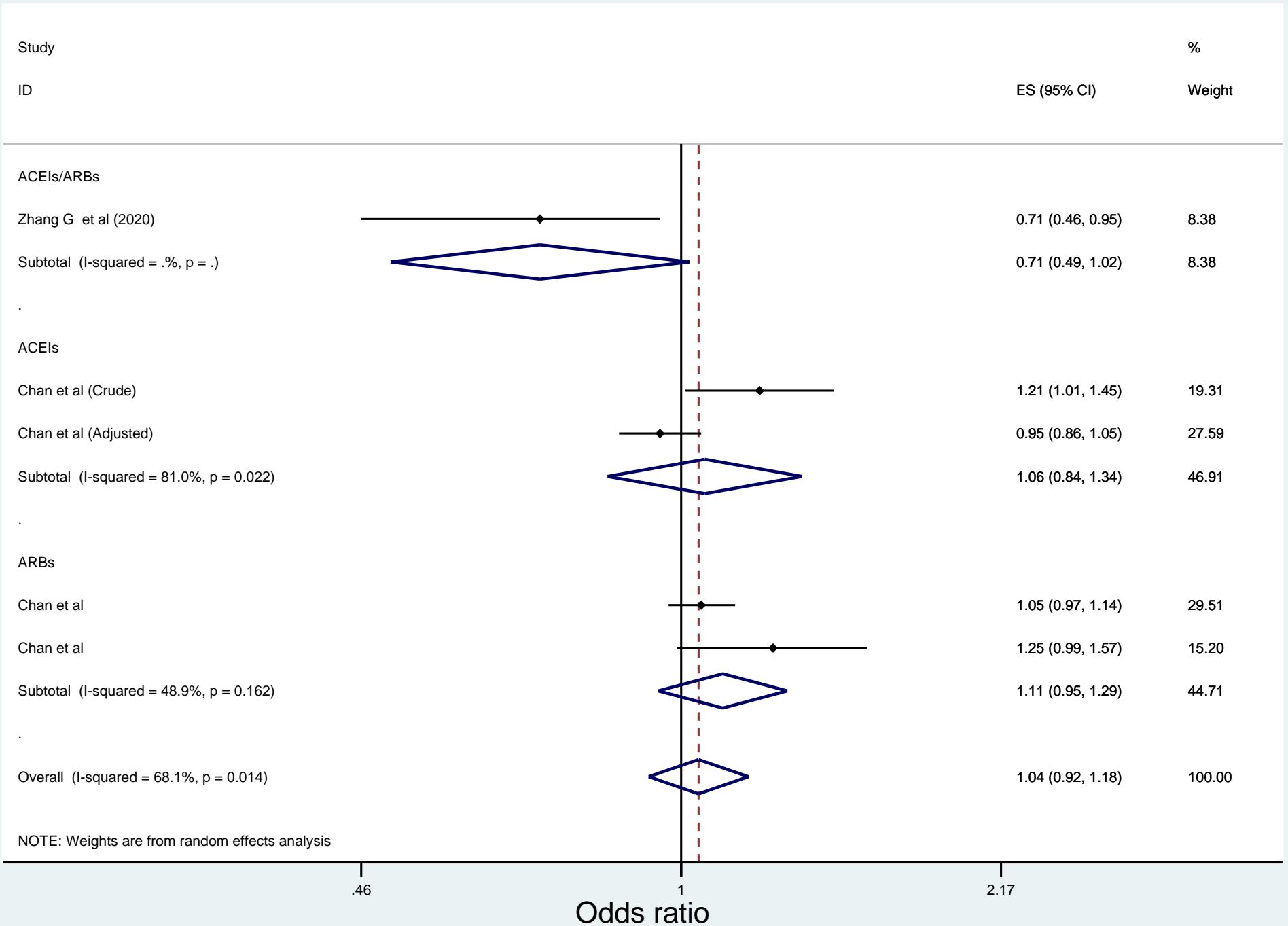




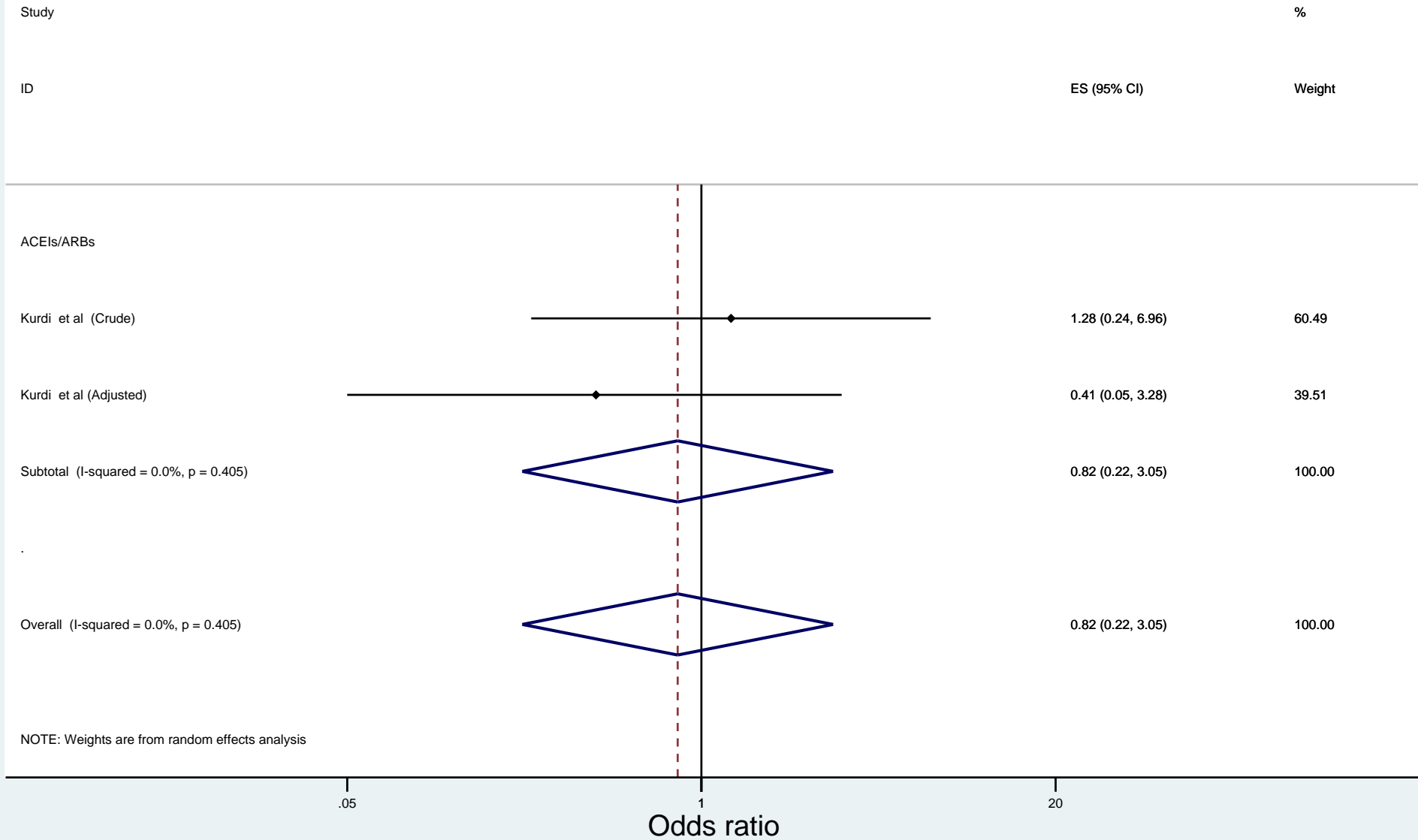
# Use of mechanical ventilator

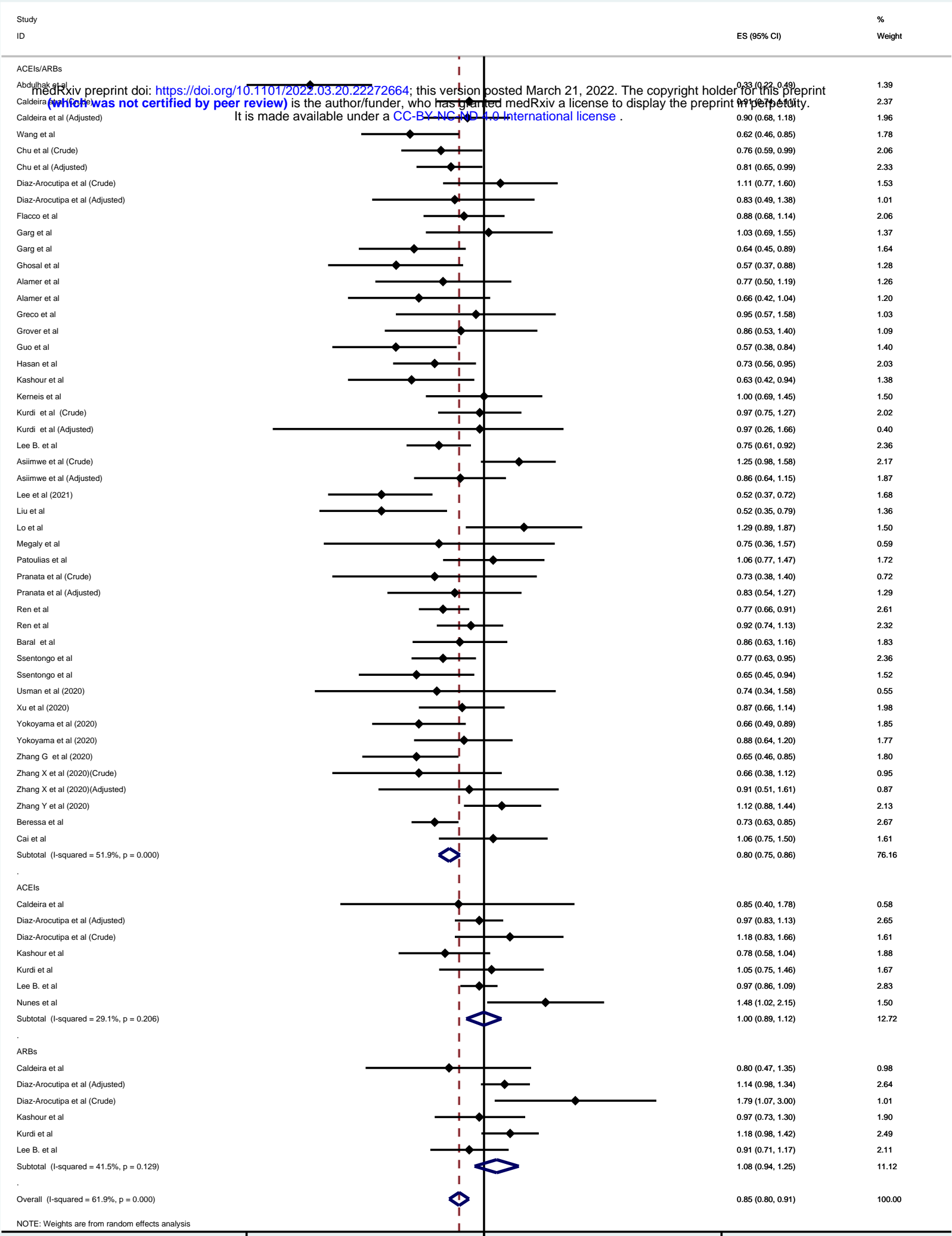


# Risk of Acute SARS Infection



# Severe Pneumonia





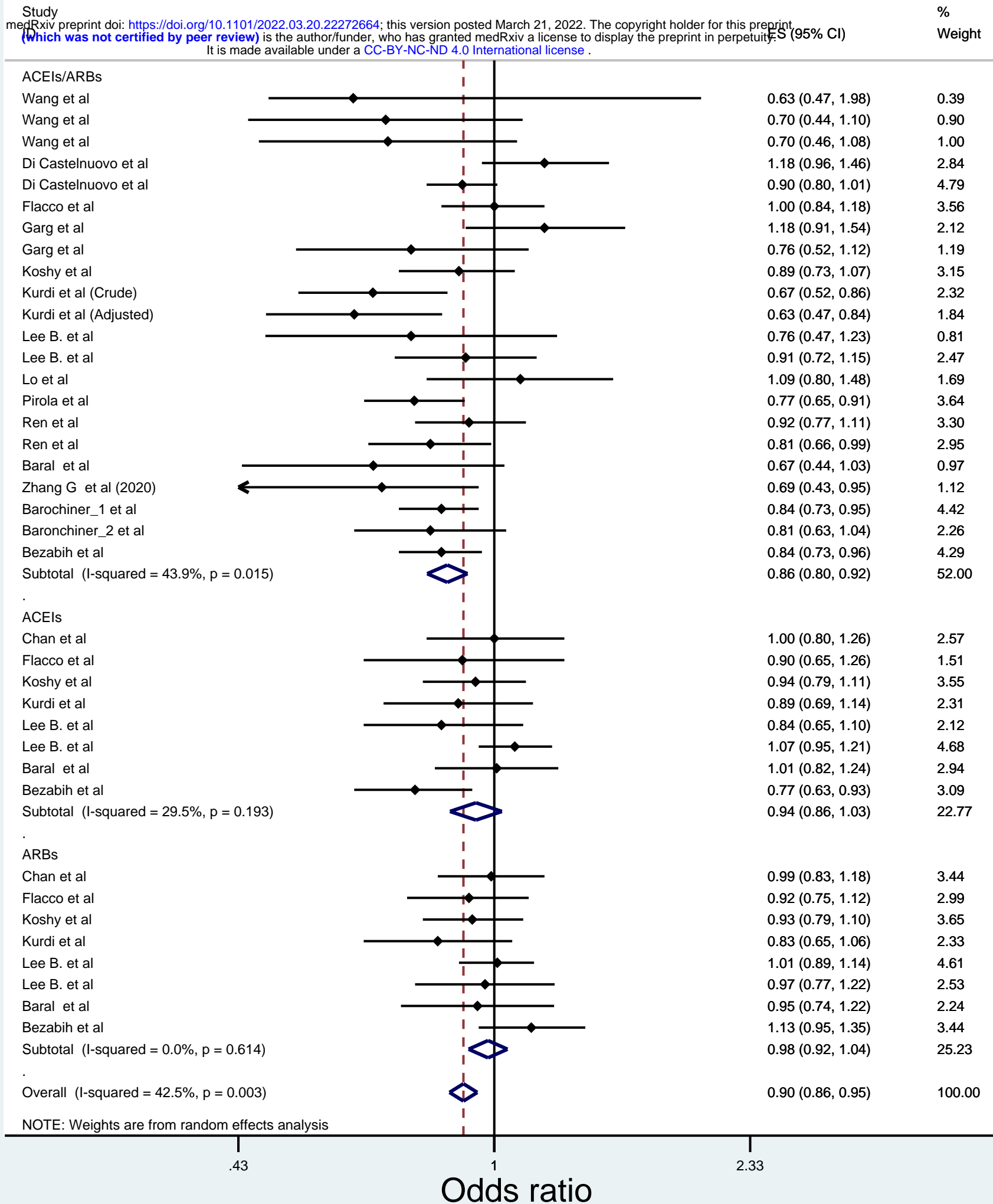
NOTE: Weights are from random effects analysis

.22

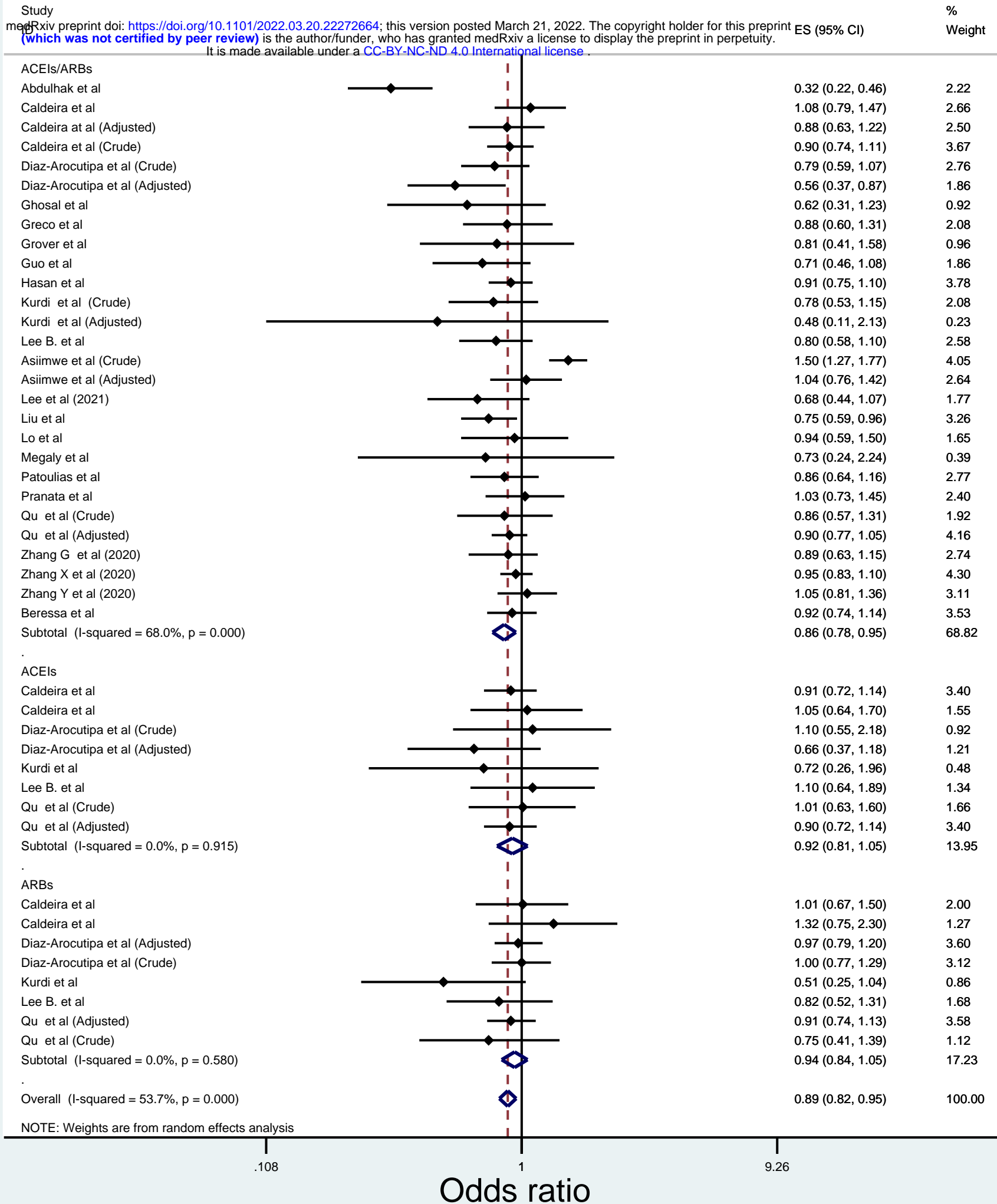
4.55

Odds ratio

# Death/ICU



# Severe COVID-19



# Hospitalisation

