

1           **Unplanned ICU transfer from post-anesthesia care unit**  
2           **following cerebral surgery: A retrospective study**

3

4           **Authors**

5           Qinqin Cao<sup>1</sup>, MS; caoqq16@mails.jlu.edu.cn

6           Chengjuan Fan<sup>2</sup>, BS ; jyfyfcj@163.com

7           Wei Li<sup>3</sup>, BS; jyfyllw@163.com

8           Shuling, Bai<sup>1</sup>, BS; jyfybsl@163.com

9           Hemin Dong<sup>1</sup>, BS; jyfydhm@163.com

10          Haihong Meng<sup>1#</sup>, BS; jyfymhh@163.com

11

12          <sup>1</sup>Department of Anesthesiology, Affiliated Hospital of Jining Medical University

13          <sup>2</sup>Department of Urology, Affiliated Hospital of Jining Medical University

14          <sup>3</sup>Nursing Department, Affiliated Hospital of Jining Medical University

15          <sup>#</sup>Corresponding Author

16

17          **Correspondence**

18          Haihong Meng, mailing address: No. 89 Guhuai Road, Rencheng District, Jining City,

19          Shandong Province, China ; ORCID: 0000-0003-4996-775X;

20          Phone number: 86-13194316516; E-mai: jyfymhh@163.com

21

22          **Author Disclosure Statements**

23          All authors indicate that the study does not have any conflicts of interest.

24

25          **Running title:** Unplanned ICU transfer

26 **Number of Figures : 3**

27 **Number of Tables : 3**

28

29 **Funding statement**

30 The research was supported by the Jining Key Research and Development Program

31 (Social People's Livelihood) project (study code: 2020 YXNS003) hosted by the head

32 nurse Meng Haihong and the "Miao Pu" program of the Affiliated Hospital of Jining

33 Medical University (study code: MP-MS-2020-016) hosted by Cao Qinqin.

34

35

36

37

38

39

40

41

42

43

44

45

## 46 **Abstract**

47 **Background:** Unplanned transfer to intensive care unit (ICU) lead to reduced trust of  
48 patients and their families in medical staff and challenge medical staff to allocate scarce  
49 ICU resources. This study aimed to explore the incidence and risk factors of unplanned  
50 transfer to ICU during emergence from general anesthesia after cerebral surgery, and to  
51 provide guidelines for preventing unplanned transfer from post-anesthesia care unit  
52 (PACU) to ICU following cerebral surgery.

53 **Methods:** This was a retrospective case-control study and included patients with  
54 unplanned transfer from PACU to ICU following cerebral surgery between January 2016  
55 and December 2020. The control group comprised patients matched (2:1) for age ( $\pm 5$   
56 years), sex, and operation date ( $\pm 48$  hours) as those in the case group. Stata14.0 was used  
57 for statistical analysis, and  $p < 0.05$  indicated statistical significance.

58 **Results:** A total of 11,807 patients following cerebral surgery operations were cared in  
59 PACU during the study period. Of the 11,807 operations, 81 unscheduled ICU transfer  
60 occurred (0.686%). Finally, 76 patients were included in the case group, and 152 in the  
61 control group. The following factors were identified as independent risk factors for  
62 unplanned ICU admission after neurosurgery: low mean blood oxygen (OR=1.57, 95%CI:  
63 1.20–2.04), low mean albumin (OR=1.14, 95%CI: 1.03–1.25), slow mean heart rate  
64 (OR=1.04, 95%CI: 1.00–1.08), blood transfusion (OR=2.78, 95%CI: 1.02–7.58),  
65 emergency surgery (OR=3.08, 95%CI: 1.07–8.87), lung disease (OR=2.64, 95%CI:  
66 1.06–6.60), and high mean blood glucose (OR=1.71, 95%CI: 1.21–2.41).

67 **Conclusion:** We identified independent risk factors for unplanned transfer from PACU to  
68 ICU after cerebral surgery based on electronic medical records. Early identification of  
69 patients who may undergo unplanned ICU transfer after cerebral surgery is important to  
70 provide guidance for accurately implementing a patient's level of care.

71 **Keywords:** post-anesthesia care unit; risk factors; unplanned ICU transfer; cerebral  
72 surgery

## 73 **Introduction**

74 The post-anesthesia care unit (PACU) is where surgical patients under general anesthesia  
75 receive monitoring and care immediately after surgery, and is an intermediate transitional  
76 unit to provide care for patients<sup>[1, 2]</sup>. Postoperative patients were admitted to the PACU  
77 and closely cared for by the anesthetic nurse and anesthesiologist until they recovered  
78 from the anesthesia effects, and then safely transferred to the ward by the anesthetic  
79 nurse<sup>[3]</sup>.

80 Unplanned transfer of patients from the PACU to the ICU after surgery is one of the  
81 common critical events in the PACU<sup>[4, 5]</sup>. It is well-known that there is a shortage of ICU  
82 beds worldwide<sup>[6-8]</sup>. Patients without plans to transfer to the ICU before surgery, and their  
83 transport time is often delayed compared with those who have reserved ICU beds <sup>[9]</sup>.  
84 Limited ICU resources and delays in transfers are associated with increased  
85 hospitalization costs and morbidity, which can negatively affect their treatment and  
86 prognosis<sup>[10]</sup>.

87 The risk of complications in cerebral surgery is high, and patients are prone to  
88 unpredictable changes after surgery<sup>[11, 12]</sup>. In previous clinical practice, patients were  
89 usually admitted to the ICU for 12–24 hours of observation and treatment after cerebral  
90 surgery; most of them were transferred to the general ward the next day<sup>[13-15]</sup>. With the  
91 recent advancement in medicine and surgery, many studies have shown that patients do  
92 not need to be routinely transferred to the ICU after cerebral surgery; patients should be  
93 strictly evaluated and then judged whether they need to be transferred to the ICU for  
94 treatment and care, even for emergency cerebral surgery<sup>[16-21]</sup>. Identifying postoperative  
95 patients requiring ICU admission is a challenging but necessary daily task. In the clinical  
96 setting, some patients undergoing cerebral surgery require unplanned ICU transfer despite  
97 thorough evaluation<sup>[22, 23]</sup>. Therefore, it is vital to improve the positive rate of  
98 identification, especially for those patients assessed as transferred to the ward, but  
99 transferred to the ICU after surgery.

100 The identification of risk factors is critical to improving preoperative assessment.  
101 Therefore, this study aimed to examine preoperative, surgical, and PACU data for  
102 potential risk factors for unplanned ICU transfer, which has implications for improving  
103 the management and postoperative resource allocation of those vulnerable patients.

## 104 **Materials and methods**

### 105 **Design**

106 This was an observational, retrospective, case-control study in which each case was  
107 matched with two controls. Unplanned transfer to the ICU was defined as no plan to

108 transfer the patient to the ICU before starting anesthesia (i.e., the decision to transfer to  
109 ICU was made during or after surgery).

## 110 **Setting**

111 The study was conducted at the Affiliated Hospital of Jining Medical University, a  
112 Shandong Provincial Regional Medical Center with 82 clinical departments, nine  
113 intensive care units, and 3,028 beds. We retrospectively reviewed data of patients  
114 admitted to PACU after cerebral surgery. Those scheduled to be transferred to the ICU  
115 were excluded. Because for patients with scheduled postoperative intensive care  
116 admission, the general practice is to transfer them directly from the operating room to the  
117 ICU. The study followed the guidelines of the Declaration of Helsinki. Ethics  
118 committee/IRB of Affiliated hospital of Jining Medical University gave ethical approval  
119 for this work (approval number: 2021-07-C009). A written informed consent was  
120 obtained from all patients upon transfer to the Affiliated Hospital of Jining Medical  
121 University.

## 122 **Cases**

123 Electronic records were used to selected patients  $\geq 18$  years of age who had undergone  
124 cerebral surgery from January 1, 2016 to December 31, 2020 and who had an unplanned  
125 transfer to ICU after cerebral surgery. The researchers reviewed the completeness and  
126 accuracy of each case.

## 127 **Controls**

128 For each patient with an unplanned transfer to ICU after cerebral surgery, two controls of  
129 the same type of surgery were randomly selected from the electronic medical records.  
130 Patients in the control group were matched (2:1) for sex, age ( $\pm 5$  years), and operation  
131 date ( $\pm 48$  hours). Researchers reviewed the data from patients in the control group to  
132 ensure the integrity of the included patients' medical records.

### 133 **Data collection**

134 All data extraction and data input were completed by members of the research team who  
135 have been trained in scientific research.

136 The following demographic and disease history data were collected: age, sex, smoking  
137 history, drinking history, and the presence of lung disease, hypertension, diabetes,  
138 hyperlipidemia, and/or cardiovascular disease. Patients who had quit smoking and  
139 drinking were still categorized into the smoking and drinking groups, respectively. Data  
140 on laboratory indicators, such as platelet volume, hemoglobin, total protein, albumin, uric  
141 acid, and blood glucose levels, were also collected. Laboratory indicators were measured  
142 on an empty stomach the day before the operation.

143 Surgical and anesthetic data, including the type of surgery, operation duration, blood loss  
144 volume, fluid replacement volume, urine volume, blood transfusion volume, heart rate,  
145 percentage of oxygen saturation ( $SpO_2$ ), removal of tracheal intubation, reintubation, and  
146 PACU duration, were collected. Volume of blood loss, of fluid replacement, and of urine  
147 were obtained over the entire operation period; heart rate and blood oxygen were  
148 obtained immediately after leaving the operating room.

## 149 **Statistical analysis**

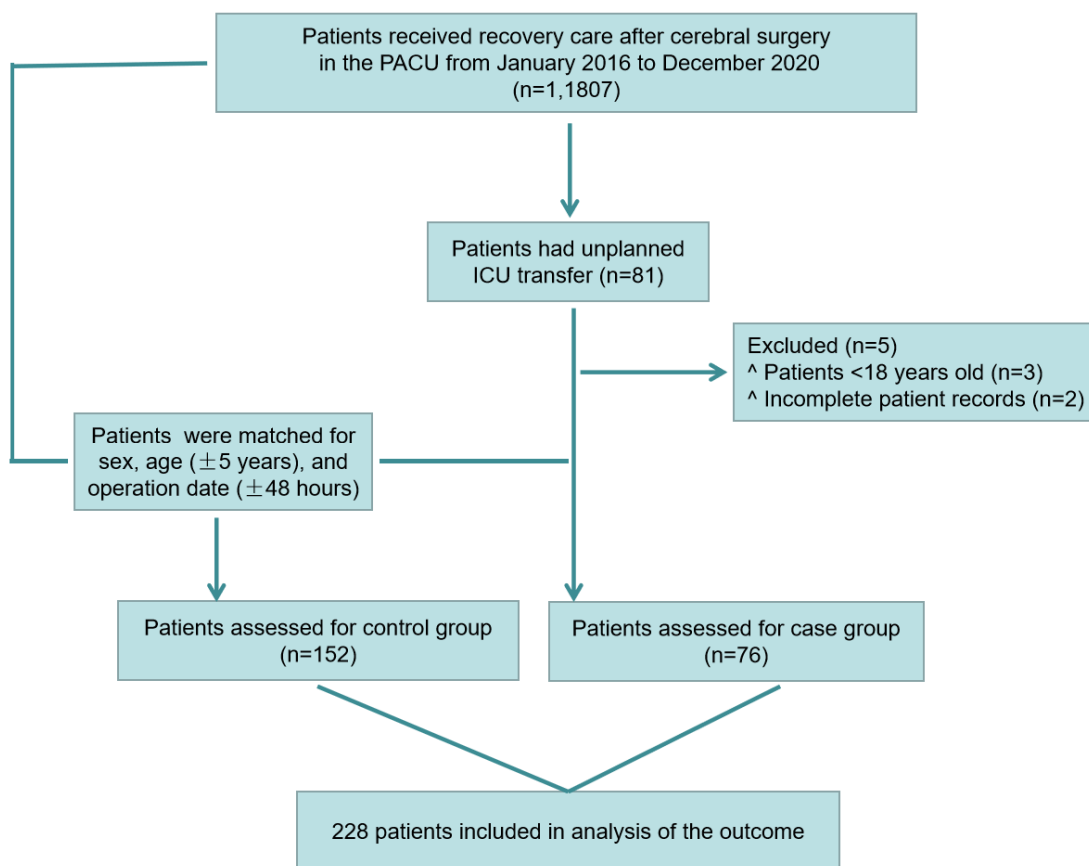
150 Statistical analysis was performed using Stata version 14.0 (StataCorp, College Station,  
151 TX, USA). Categorical data are described in terms of frequencies and percentages. The  
152 normality of continuous data was evaluated using the Kolmogorov–Smirnov test.  
153 Normally distributed data are described in terms of means±standard deviation, and  
154 non-normally distributed data in terms of medians and interquartile ranges. The T-test,  
155 Mann-Whitney test and the Chi-squared test were used to compare the characteristics  
156 between the case and the control groups. Logistic regression analysis was used to identify  
157 independent risk factors for unplanned ICU transfer of cerebral surgery patients.  
158 Statistical significance was set at  $p<0.05$ .

## 159 **Results**

### 160 **Patient characteristics**

161 From January 2016 to December 2020, 11,807 patients received recovery care after  
162 cerebral surgery in the PACU, of which 81 patients had unplanned ICU transfer  
163 (incidence of unplanned ICU transfer, 0.686%). Among unplanned ICU transfer patients,  
164 three patients under the age of 18 years and two patients who lacked relevant data were  
165 excluded. Finally, 228 patients were enrolled in this study: 76 in the case group and 152  
166 in the control group (Fig 1).





167

168 We compared the preoperative, intraoperative, and PACU characteristics of cases  
 169 receiving routine postoperative care, and those with unplanned ICU transfer. There were  
 170 a number of significant differences between the two patient populations (Table 1).

171

**Table 1. Patient characteristics**

<b>Variables</b>	<b>Cases (n=76)</b>	<b>Control (n=152)</b>	<b>P-value</b>
<b>Demographic and Medical history</b>			
Age, y (mean (S.D.))	57.05(11.63)	56.37(11.45)	0.673
Male (n, %)†	50 (65.79)	100(65.79)	1.000
Smoking (n, %)†	60(78.95)	96(63.16)	0.016
Drinking (n, %)†	60(78.95)	92(60.53)	0.005
Lung disease (n, %)†	30(36.84)	21(13.18)	<0.001

Hypertension (n, %) <sup>†</sup>	36(47.37)	58(38.16)	0.183
Diabetes (n, %) <sup>†</sup>	8(10.53)	12(7.89)	0.508
Hyperlipidemia (n, %) <sup>†</sup>	2(2.63)	2(1.32)	0.476
Cardiovascular disease (n, %) <sup>†</sup>	16(21.05)	12(7.89)	0.004
<b>Laboratory examination</b>			
Hemoglobin, g/L (median (IQR))	134.5(123–145)	136(131–145)	0.172
Total protein, g/L (median (IQR))	64(59–69)	67(64–72)	<0.001
Albumin, g/L (median (IQR))	40(36–43)	43(40–46)	<0.001
Blood glucose, mmol/L (median (IQR))	6.55(4.60–7.40)	5.13(4.60–5.40)	0.002
Uric acid, umol/L (median (IQR))	220(158–272)	266(218–334)	<0.001
<b>Surgical and Anesthesia</b>			
Type of surgery (n, %) <sup>†</sup>			<0.001
Emergency surgery	23(30.26)	14(9.21)	
Elective surgery	53(69.74)	138(90.79)	
Operation duration, min (median (IQR))	218(120–270)	163(122–247)	0.0439
Fluid replacement volume, mL (median (IQR))	2,200(1,100–2700)	2,100(1600–2700)	0.693
Urine volume, mL (mean (S.D.))	713(705)	719(461)	0.933
Blood loss volume, mL (median (IQR))	100(20–200)	50(30–100)	0.013
Blood transfusion (n, %) <sup>†</sup>	24(31.58)	15(9.87)	<0.001
Heart rate, times/min (median (IQR))	78(70–85)	73(62–80)	<0.001
SpO <sub>2</sub> , % (median (IQR))	98(97–100)	99(99–100)	<0.001
Removal of tracheal intubation (n, %) <sup>†</sup>	46(60.53)	152(100)	<0.001
Re-intubation (n, %) <sup>†</sup>	6(7.89)	0	<0.001
PACU duration, min (median (IQR))	77(55–109)	38(30–55)	<0.001
ICU days, min (median (IQR))	10.84(3–13)	0	<0.001
Death (n, %) <sup>†</sup>	10(13.16)	0	<0.001

---

Abbreviations: ICU, Intensive Care Unit; S.D., Standard deviation; IQR, Interquartile range; SpO<sub>2</sub>, Blood oxygen saturation; PACU, Post-anesthesia care unit

Data reported as mean (S.D.) comparison with the t-test.

Data reported as median (IQR) comparison with the Mann–Whitney test.

† Comparison with the chi-square test.

172

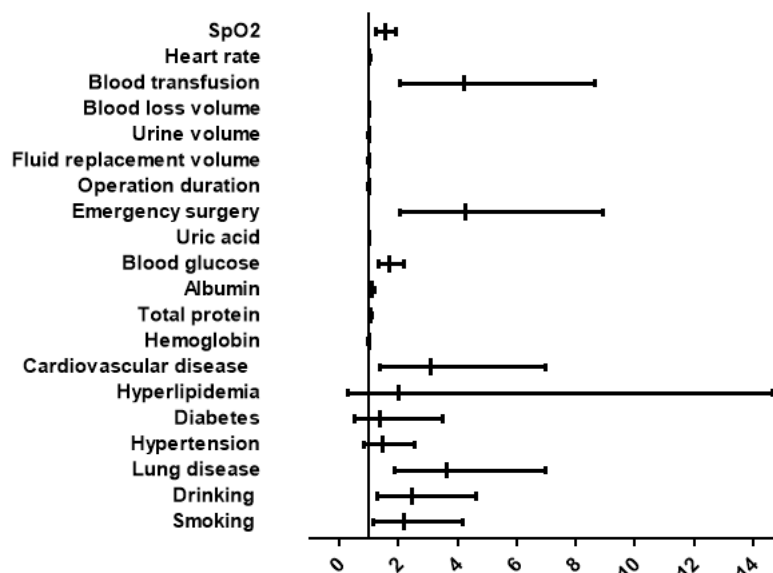
173 Compared with routine postoperative care, patients who with unplanned ICU transfer  
174 were more likely to have a history of smoking and alcohol use; a higher combined rate of  
175 pulmonary and cardiovascular disease; lower levels of total protein, albumin, and uric  
176 acid; and higher blood glucose levels. They were more likely to undergo emergency  
177 surgery, had longer procedures, lost more blood, and receive blood transfusions. They had  
178 higher mean heart rates, lower oxygen saturation levels, the possibility of removal of  
179 endotracheal tube was lower with higher risk of reintubation, and longer stay in PACU.

## 180 **Risk factors for unplanned ICU transfer**

181 In univariate analysis, matching factors were removed, such as age, gender, and  
182 consequential factors, including ICU days and number of deaths. We used a simple  
183 logistic regression model to analyze the risk factors that may affect postoperative  
184 unplanned ICU transfer of patients with cerebral surgery (Fig 2) (Table 2).

## 185 **Fig 2. Forest plot for Univariate analysis of unplanned ICU transfers**

186



187

188

**Table 2. Univariate analysis of unplanned ICU transfer**

Variables	Odds Ratio (95% CI)	P-value
Smoking	2.18 (1.15–4.16)	0.017
Drinking	2.45 (1.29–4.64)	0.006
Lung disease	3.64 (1.89–7.00)	<0.001
Hypertension	1.46 (0.83–2.54)	0.184
Diabetes	1.37 (0.54–3.51)	0.509
Hyperlipidemia	2.03 (0.28–14.68)	0.484
Cardiovascular disease	3.11 (1.39–6.97)	0.006
Hemoglobin	1.01 (0.99–1.03)	0.228
Total protein	1.06 (1.02–1.11)	0.002
Albumin	1.12 (1.06–1.19)	<0.001
Blood glucose	1.70 (1.32–2.19)	<0.001
Uric acid	1.01 (1.00–1.01)	<0.001
Emergency surgery	4.28 (2.05–8.93)	<0.001
Operation duration	1.00 (0.99–1.00)	0.099

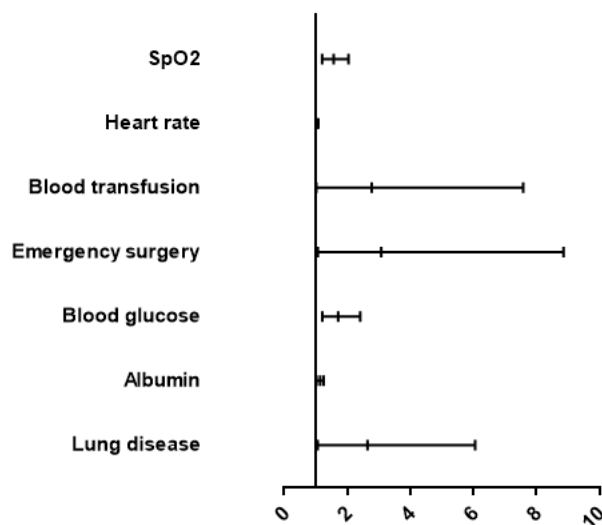
Fluid replacement volume	1.00 (0.99–1.00)	0.974
Urine volume	1.00 (0.99–1.00)	0.933
Blood loss volume	1.00 (1.00–1.00)	0.004
Blood transfusion	4.22 (2.05–8.66)	<0.001
Heart rate	1.04 (1.01–1.07)	<0.001
SpO <sub>2</sub>	1.55 (1.26–1.90)	<0.001

Abbreviations: ICU, Intensive Care Unit; CI, confidence interval; SpO<sub>2</sub>, Blood oxygen saturation

189

190 All variables at  $p < 0.1$  in univariate analysis were further evaluated by multivariate  
 191 logistic regression to assess independent risk factors for unplanned ICU transfer. Of the  
 192 initial 20 variables, 7 remained in the final multivariate model (Fig 3) (Table 3).

193 **Fig 3. Forest plot for multivariate analysis of unplanned ICU transfers**



194

195

**Table 3. Multivariate analysis of unplanned ICU transfer**

Variables	Odds Ratio (95% CI)	Z	P-value
-----------	---------------------	---	---------

Lung disease	2.64 (1.06–6.60)	2.08	0.037
Albumin	1.14 (1.03 –1.25)	2.65	0.008
Blood glucose	1.71 (1.21–2.41)	3.08	0.002
Emergency surgery	3.08 (1.07–8.87)	2.09	0.037
Blood transfusion	2.78 (1.02–7.58)	1.99	0.046
Heart rate	1.04 (1.00–1.08)	2.01	0.045
SpO <sub>2</sub>	1.57 (1.20–2.04)	3.32	0.001

Abbreviations: ICU, Intensive Care Unit; CI, confidence interval; SpO<sub>2</sub>, Blood oxygen saturation

196

## 197 **Discussion**

198 This retrospective study aimed to explore the incidence and influencing factors of  
199 unplanned ICU transfer from PACU in patients undergoing cerebral surgery. Based on the  
200 results of logistic regression, our study found that compared with patients receiving usual  
201 care postoperatively, the patients' characteristics who were transferred from PACU to  
202 ICU unplanned after cerebral surgery were those who were more likely to have  
203 pulmonary disease, lower mean albumin, higher mean blood glucose, more likely to  
204 undergo emergency surgery, more likely to receive intraoperative blood transfusion,  
205 higher mean heart rate, and lower mean oxygen saturation. To best of our knowledge, this  
206 is the first study to investigate the risk factors for unplanned ICU transfer from the PACU  
207 in patients undergoing cerebral surgery. This present study serves a reference for our next  
208 step in developing an electronic medical record system-based, large data-based  
209 intraoperative prediction model for unplanned ICU transfer of surgical patients.

210 We investigated 11,807 patients admitted to the PACU after cerebral surgery and found  
211 that 81 had unplanned ICU transfers, with an incidence rate of 0.686%. A study by Hines  
212 et al. involved 18,437 patients in the PACU recorded a total of 186 unplanned ICU  
213 admissions (1.01%)<sup>[24]</sup>, and a study by Kluger et al. investigated 49,532 patients who  
214 were admitted to the PACU for observation and found that 184 had unplanned ICU  
215 transfers (0.4%)<sup>[25]</sup>. Overall, the incidence of unplanned ICU transfer in PACU patients  
216 ranged from 0.4 to 1.01%. This is similar to the previously reported incidence of  
217 unplanned postoperative ICU transfer in adults (0.1–0.9%)<sup>[26-29]</sup>.

218 Our study showed that 76 patients with unplanned ICU transfer from the PACU had an  
219 average ICU length of stay of 10.84 days and an in-hospital mortality rate of 13.16%. A  
220 study by Mou et al. found that 40 patients who were unplanned transferred to the ICU by  
221 postoperative intermediate care units had an average ICU length of stay of 2.5 days and  
222 an in-hospital mortality rate of 12.5%<sup>[30]</sup>. Wanderer et al. reported that the average length  
223 of ICU stay was 5 days and the in-hospital mortality rate was 5.6% in 4,847 patients who  
224 were unplanned transferred to the ICU from the PACU<sup>[31]</sup>. In contrast, the mean ICU  
225 length of stay for patients who were unplanned to be transferred to the ICU in our  
226 hospital was slightly higher than that in the other two studies, and the in-hospital  
227 mortality rate was similar to that in a certain study. This may be related to the different  
228 types of procedures that patients experience.

229 Of the 76 patients not scheduled for ICU transfer, 6 required emergency intubation  
230 (7.89%), corresponding to 0.05% of all patients during the study. Rose et al. found that of

231 21,457 patients under general anesthesia, 0.1% (n = 22) required emergency reintubation  
232 in the PACU<sup>[32]</sup>. Bruins et al. reported that the emergency intubation rate in the PACU of  
233 their hospital was also 0.05% (25 out of 49,532 procedures)<sup>[33]</sup>. Peskett et al. found that  
234 patients required reintubation was 13 (0.08%) (11 out of 266 procedures)  
235 postoperatively<sup>[34]</sup>. In summary, the reintubation rate in PACU centers is approximately  
236 between 0.05 and 0.08.

### 237 **Clinical and research implications**

238 Unplanned postoperative ICU transfer is worse than planned postoperative ICU transfer  
239 for both patients and medical staff. Spontaneous ICU transfer after surgery challenges  
240 medical staff to adjust the allocation of ICU resources and psychologically burdens  
241 patients and their families. Furthermore, unplanned transfer to ICU usually lead to longer  
242 hospital stay, higher medical bills, and worse outcomes<sup>[35, 36]</sup>. Spontaneous ICU transfer  
243 also decrease the trust of patients and their families in medical staff<sup>[37]</sup>.

244 Exploring the risk factors of unplanned transfer to ICU is of great significance to improve  
245 the awareness of both medical staff and patients and help them take preventive measures  
246 for potential risk factors. In the future, we hope to preoperatively stratify patients based  
247 on these factors to predict which patients will need a higher level of postoperative care.  
248 By preventing or predicting the need for unplanned transfer to ICU after surgery, we can  
249 better allocate ICU resources, reduce the morbidity and mortality of vulnerable patients,  
250 and ultimately improve the overall safety of cerebral procedures.



## 251 **Strengths and limitations**

252 The study had limitations. First, this study was retrospective in nature; hence, all data  
253 collected were from cases and medical records. Second, the complete outcome of the  
254 patients was unclear, and further longitudinal studies may be needed. Third, was a  
255 single-centered study, and that the results may have been affected by regional  
256 characteristics, hospital policies, and types of surgical procedures provided by the  
257 hospital. Finally, this study aimed to explore risk factors; thus, the results might have  
258 been affected by the included variables.

## 259 **Conclusion**

260 The study identified independent risk factors for unplanned transfer from PACU to ICU  
261 after cerebral surgery by screening demographic data, laboratory tests, surgical and  
262 anesthesia-related information of patients undergoing cerebral surgery. Combining the  
263 results of the study with clinical practice in PACU can identify the possibility of  
264 unplanned ICU transfer from cerebral surgery patients who do not have an ICU  
265 appointment, providing guidance for accurately identifying the patient's level of care.

## 266 **Acknowledgements:**

267 We would like to thank Yufen Fei, Tong Shen, and Shouxin Zhang for their help in obtaining data  
268 and entry for this article. In addition, we are grateful to our colleagues from the Department of  
269 Anesthesiology in the Affiliated Hospital of Jining Medical University for their support of the  
270 research.

271

272

273

## Reference

274 [1] Waddle J P , Evers A S , Piccirillo J F. Postanesthesia care unit length of stay: quantifying and assessing  
275 dependent factors[J]. *Anesth Analg* , 1998 , 87(3): 628-633.

276 [2] Truong L , Moran J L , Blum P. Post anaesthesia care unit discharge: a clinical scoring system versus  
277 traditional time-based criteria[J]. *Anaesth Intensive Care* , 2004 , 32(1): 33-42.

278 [3] Lee L , Tran T , Mayo N E , et al. What does it really mean to "recover" from an operation?[J]. *Surgery*  
279 , 2014 , 155(2): 211-216.

280 [4] Bothner U , Georgieff M , Schwilk B. The impact of minor perioperative anesthesia-related incidents,  
281 events, and complications on postanesthesia care unit utilization[J]. *Anesth Analg* , 1999 , 89(2):  
282 506-513.

283 [5] Bruins S D , Leong P M , Ng S Y. Retrospective review of critical incidents in the post-anaesthesia care  
284 unit at a major tertiary hospital[J]. *Singapore Med J* , 2017 , 58(8): 497-501.

285 [6] Chomton M , Marsac L , Deho A , et al. Transforming a paediatric ICU to an adult ICU for severe  
286 Covid-19: lessons learned[J]. *Eur J Pediatr* , 2021 , 180(7): 2319-2323.

287 [7] Coppadoro A , Benini A , Fruscio R , et al. Helmet CPAP to treat hypoxic pneumonia outside the ICU:  
288 an observational study during the COVID-19 outbreak[J]. *Crit Care* , 2021 , 25(1): 80.

289 [8] Bing-Hua Y U. Delayed admission to intensive care unit for critically surgical patients is associated with  
290 increased mortality[J]. *Am J Surg* , 2014 , 208(2): 268-274.

291 [9] Shank C D , Erickson N J , Miller D W , et al. Reserved Bed Program Reduces Neurosciences  
292 Intensive Care Unit Capacity Strain: An Implementation Study[J]. *Neurosurgery* , 2020 , 86(1): 132-138.

- 293 [10] Hourmant Y , Mailloux A , Valade S , et al. Impact of early ICU admission on outcome of critically ill  
294 and critically ill cancer patients: A systematic review and meta-analysis[J]. J Crit Care , 2021 , 61: 82-88.
- 295 [11] Zhou Y T , Tong D M , Wang S D , et al. Acute spontaneous intracerebral hemorrhage and traumatic  
296 brain injury are the most common causes of critical illness in the ICU and have high early mortality[J]. BMC  
297 Neurol , 2018 , 18(1): 127.
- 298 [12] Franko L R , Hollon T , Linzey J , et al. Clinical Factors Associated With ICU-Specific Care  
299 Following Supratentorial Brain Tumor Resection and Validation of a Risk Prediction Score[J]. Crit Care  
300 Med , 2018 , 46(8): 1302-1308.
- 301 [13] de Almeida C C , Boone M D , Laviv Y , et al. The Utility of Routine Intensive Care Admission for  
302 Patients Undergoing Intracranial Neurosurgical Procedures: A Systematic Review[J]. Neurocrit Care ,  
303 2018 , 28(1): 35-42.
- 304 [14] Ziai W C , Varelas P N , Zeger S L , et al. Neurologic intensive care resource use after brain tumor  
305 surgery: an analysis of indications and alternative strategies[J]. Crit Care Med , 2003 , 31(12):  
306 2782-2787.
- 307 [15] Ehlers L D , Pistone T , Haller S J , et al. Perioperative risk factors associated with ICU intervention  
308 following select neurosurgical procedures[J]. Clin Neurol Neurosurg , 2020 , 192: 105716.
- 309 [16] Bonow R H , Quistberg A , Rivara F P , et al. Intensive Care Unit Admission Patterns for Mild  
310 Traumatic Brain Injury in the USA[J]. Neurocrit Care , 2019 , 30(1): 157-170.
- 311 [17] Volovici V , Ercole A , Citerio G , et al. Intensive care admission criteria for traumatic brain injury  
312 patients across Europe[J]. J Crit Care , 2019 , 49: 158-161.

- 313 [18] Taylor W A , Thomas N W , Wellings J A , et al. Timing of postoperative intracranial hematoma  
314 development and implications for the best use of neurosurgical intensive care[J]. J Neurosurg , 1995 ,  
315 82(1): 48-50.
- 316 [19] Lonjaret L , Guyonnet M , Berard E , et al. Postoperative complications after craniotomy for brain  
317 tumor surgery[J]. Anaesth Crit Care Pain Med , 2017 , 36(4): 213-218.
- 318 [20] Henker C , Schmelter C , Piek J. [Complications and monitoring standards after elective craniotomy in  
319 Germany][J]. Anaesthesist , 2017 , 66(6): 412-421.
- 320 [21] Laan M T , Roelofs S , Van Huet I , et al. Selective Intensive Care Unit Admission After Adult  
321 Supratentorial Tumor Craniotomy: Complications, Length of Stay, and Costs[J]. Neurosurgery , 2020 ,  
322 86(1): E54-E59.
- 323 [22] Bui J Q , Mendis R L , van Gelder J M , et al. Is postoperative intensive care unit admission a  
324 prerequisite for elective craniotomy?[J]. J Neurosurg , 2011 , 115(6): 1236-1241.
- 325 [23] Laan M T , Roelofs S , Van Huet I , et al. Selective Intensive Care Unit Admission After Adult  
326 Supratentorial Tumor Craniotomy: Complications, Length of Stay, and Costs[J]. Neurosurgery , 2020 ,  
327 86(1): E54-E59.
- 328 [24] Hines R , Barash P G , Watrous G , et al. Complications occurring in the postanesthesia care unit: a  
329 survey[J]. Anesth Analg , 1992 , 74(4): 503-509.
- 330 [25] Kluger M T , Bullock M F. Recovery room incidents: a review of 419 reports from the Anaesthetic  
331 Incident Monitoring Study (AIMS)[J]. Anaesthesia , 2002 , 57(11): 1060-1066.
- 332 [26] Meziane M , El J S , Elkoundi A , et al. Unplanned Intensive Care Unit Admission following Elective  
333 Surgical Adverse Events: Incidence, Patient Characteristics, Preventability, and Outcome[J]. Indian J Crit  
334 Care Med , 2017 , 21(3): 127-130.

- 335 [27] Da S P , de Aguiar V E , Fonseca M C. Risk factors and outcomes of unplanned PICU postoperative  
336 admissions: a nested case-control study[J]. *Pediatr Crit Care Med* , 2013 , 14(4): 420-428.
- 337 [28] Petersen T M , Ludbrook G L , Flabouris A , et al. Developing models to predict early postoperative  
338 patient deterioration and adverse events[J]. *ANZ J Surg* , 2017 , 87(6): 457-461.
- 339 [29] Petersen T M , Ludbrook G L , Flabouris A , et al. Developing models to predict early postoperative  
340 patient deterioration and adverse events[J]. *ANZ J Surg* , 2017 , 87(6): 457-461.
- 341 [30] Fujii T , Uchino S , Takinami M. Life-threatening complications after postoperative intermediate care  
342 unit discharge: A retrospective, observational study[J]. *Eur J Anaesthesiol* , 2016 , 33(1): 22-27.
- 343 [31] Wanderer J P , Anderson-Dam J , Levine W , et al. Development and validation of an intraoperative  
344 predictive model for unplanned postoperative intensive care[J]. *Anesthesiology* , 2013 , 119(3): 516-524.
- 345 [32] Rose D K. Recovery room problems or problems in the PACU[J]. *Can J Anaesth* , 1996 , 43(5 Pt 2):  
346 R116-R128.
- 347 [33] Bruins S D , Leong P M , Ng S Y. Retrospective review of critical incidents in the post-anaesthesia care  
348 unit at a major tertiary hospital[J]. *Singapore Med J* , 2017 , 58(8): 497-501.
- 349 [34] Peskett M J. Clinical indicators and other complications in the recovery room or postanesthetic care  
350 unit[J]. *Anaesthesia* , 1999 , 54(12): 1143-1149.
- 351 [35] Liu V , Kipnis P , Rizk N W , et al. Adverse outcomes associated with delayed intensive care unit  
352 transfers in an integrated healthcare system[J]. *J Hosp Med* , 2012 , 7(3): 224-230.
- 353 [36] Gold C A , Mayer S A , Lennihan L , et al. Unplanned Transfers from Hospital Wards to the  
354 Neurological Intensive Care Unit[J]. *Neurocrit Care* , 2015 , 23(2): 159-165.

355 [37] Jennerich A L , Hobler M R , Sharma R K , et al. Unplanned Admission to the ICU: A Qualitative

356 Study Examining Family Member Experiences[J]. Chest , 2020 , 158(4): 1482-1489.

357

358

359

360

361

362

363

364

365

366