

1 Open label phase I/II clinical trial and predicted efficacy of SARS-CoV-2 RBD protein vaccines 2 SOBERANA 02 and SOBERANA Plus in children

3 Authors: Rinaldo Puga-Gómez^{1,2}, Yariset Ricardo-Delgado¹, Chaumey Rojas-Iriarte³, Leyanis
4 Céspedes-Henríquez⁴, Misleidys Piedra-Bello¹, Dania Vega-Mendoza¹, Noelvía Pestana Pérez¹, Beatriz
5 Paredes-Moreno⁵, Meiby Rodríguez-González⁵, Carmen Valenzuela-Silva⁶, Belinda Sánchez-Ramírez⁷,
6 Laura Rodríguez-Noda⁵, Rocmira Pérez-Nicado⁵, Raul González-Mugica⁵, Tays Hernández-García⁷,
7 Talía Fundora-Barrios⁷, Martha Dubet Echevarría⁸, Juliet María Enriquez-Puertas⁸, Yenicet Infante
8 Hernández⁸, Ariel Palenzuela-Díaz⁹, Evelyn Gato-Orozco⁹, Yanet Chappi-Estévez¹⁰, Julio Cesar
9 Francisco-Pérez¹¹, Miladi Suarez Martinez⁴, Ismavy C. Castillo-Quintana⁵, Sonsire Fernandez-Castillo⁵,
10 Yanet Climent-Ruiz⁵, Darielys Santana-Mederos⁵, Yanelda García-Vega⁷, María Eugenia Toledo-
11 Romani¹², Delaram Doroud¹³, Alireza Biglari¹³, Yury Valdés-Balbín⁵, Dagmar García-Rivera^{5*}, Vicente
12 Vérez-Bencomo^{5*} and SOBERANA Research Group.

- 13 1. Pediatric Hospital "Juan Manuel Marquez", Av. 31, Marianao, Havana 11400, Cuba
- 14 2. Central Clinic "Cira García". St. 20, # 4101, Miramar, Playa, La Habana 11300, Cuba
- 15 3. Polyclinic "5 de Septiembre"; Av. 7th, Santa Fé, Playa, La Habana, 11600, Cuba
- 16 4. Polyclinic "Carlos J. Finlay"; Av, 51 and 124, Marianao, La Habana 11400, Cuba
- 17 5. Finlay Vaccine Institute. Av. 21 -#19810, Atabey, Playa, Havana 11600, Cuba
- 18 6. Cybernetics, Mathematics and Physics Institute. 15th Street #55, Vedado, Plaza de la
19 Revolución, La Habana 10400, Cuba.
- 20 7. Centre of Molecular Immunology. Av 15th. and 216 Street, Siboney, Playa, Havana 11600,
21 Cuba.
- 22 8. National Civil Defense Research Laboratory. San José de Las Lajas, Mayabeque 32700, Cuba
- 23 9. Centre for Immunoassays. 134 St and 25, Cubanacán, Playa, La Habana, 11600 Cuba
- 24 10. National Clinical Trials Coordinating Center. Av. 5th and 62 Street, Miramar, Playa, Havana
25 11300, Cuba.
- 26 11. Pediatric Hospital "Borrás-Marfán". St. 17 #. 801, Vedado, La Habana, 10400. Cuba
- 27 12. "Pedro Kourí" Tropical Medicine Institute. Av "Novia del Mediodía", Kv 6 1/2, La Lisa, Habana,
28 11400, Cuba
- 29 13. Pasteur Institute of Iran. No. 69, Pasteur Ave., Tehran 1316943551, Islamic Republic of Iran

30
31 Soberana Research Group:

32 María Elena Mesa-Herrera¹, Yarmila García-Cristiá¹, Leonor Verdecia-Sánchez¹, Misleidys Piedra-
33 Bello¹, Dania Vega-Mendoza¹, Rafael del Valle Rodríguez¹, Yudalvies Oquendo-de la Cruz¹, Noelvía
34 Pestana-Pérez¹, Daysi Álvarez-Montalvo¹, Randy Grillo-Fortún¹, Liset López-González¹, Omaidá Fonte
35 Galindo⁴, Yeseni Reyes-González⁴, Ana Beatriz González-Alvarez⁴, Linet Gorrita-Mora⁴, Rodrigo

NOTE: This preprint reports new research that has not been certified by peer review and should not be used to guide clinical practice.

36 Valera-Fernández⁵, Ivis Ontivero-Pino⁵, Marisel Martínez-Pérez⁵, Esperanza Caballero-Gonzalez⁵,
37 Anirka Garcés-Hechavarría⁵, Dayle Martínez-Bedoya⁵, Maite Medina-Nápoles⁵, Yeney Regla
38 Domínguez-Pentón⁵, Yadir Cazañas-Quintana⁷, Thais Fundora Barrios⁷, Diana R. Hernández
39 Fernández⁷, Gretchen Bergado-Báez⁷, Ivette Orosa-Vazquez⁷, Franciscary Pi-Estopiñan⁷, Marianniz
40 Díaz-Hernández⁷, Otto Cruz-Sui⁸, Enrique Noa-Romero⁸, Arilia García-López¹⁰, Sandra Rivadereira
41 Muro¹⁰ Gerardo Baro-Roman⁹

42

43 **Abstract:**

44 *Objectives:* To evaluate heterologous vaccination scheme in children 3-18 y/o combining two SARS-
45 CoV-2 r-RBD protein vaccines.

46 *Methods:* A phase I/II open-label, adaptive and multicenter trial evaluated the safety and
47 immunogenicity of two doses of SOBERANA02 and a heterologous third dose of SOBERANA Plus in
48 350 children 3-18 y/o in Havana Cuba. Primary outcomes were safety (in phase I) and
49 safety/immunogenicity (in phase II) measured by anti-RBD IgG ELISA, molecular and live-virus
50 neutralization titers and specific T-cells response. A comparison with adult's immunogenicity and
51 prediction of efficacy were done based on immunological results

52 *Results:* Local pain was the unique adverse event with frequency >10%, none was serious or severe.
53 Two doses of SOBERANA 02 elicited humoral immune response similar to natural infection; the third
54 dose increased significantly the response in all children, similar to that achieved in vaccinated young
55 adults and higher than in convalescents children. The neutralizing titer was evaluated in a participant's
56 subset: GMT was 173.8 (CI 95% 131.7; 229.5) vs. alpha, 142 (CI 95% 101.3; 198.9) vs. delta and 24.8
57 (CI 95% 16.8; 36.6) vs. beta. An efficacy > 90% was estimated.

58 *Conclusion:* The heterologous scheme was safe and immunogenic in children 3-18 y/o.

59 Trial registry: <https://rpcec.sld.cu/trials/RPCEC00000374>

60

61 **Keywords:** COVID-19; SARS-CoV-2; conjugate vaccine; pediatric vaccine, heterologous scheme;
62 subunit vaccine

63

64

65 Introduction

66 Children protection against COVID-19 is pivotal for controlling virus dissemination and reducing disease
67 incidence. COVID-19 cases and hospitalizations among children and adolescents, firstly driven by the
68 delta variant and recently by omicron, have risen sharply even in countries with high adult vaccination
69 coverage ([Delahoy et al., 2021](#); [Elliott et al., 2021](#)). This context has accelerated the clinical trials of
70 anti-SARS-CoV-2 vaccines for children ([Xia et al., 2021](#); [Han et al., 2021](#); [Ali et al., 2021](#); [Frenck et al.,](#)
71 [2021](#); [Walter et al., 2021](#); [Wallace et al., 2021](#)).

72 For more than 30 years the Finlay Vaccine Institute has produced tetanus toxoid-conjugated vaccines,
73 applied to children worldwide; their safety has been extensively proved through hundreds of millions of
74 doses ([Verez-Bencomo et al., 2004](#); [Huang and Wu., 2010](#)). SOBERANA 02 immunogen is anti SARS-
75 CoV-2 recombinant RBD conjugated to tetanus toxoid ([Valdes-Balbin et al., 2021a](#); [2021b](#)). It is the
76 unique conjugate vaccine in WHO's vaccine pipeline ([WHO COVID-19, 2021](#)). T-cell epitopes present
77 in tetanus toxoid were expected to promote RBD specific B- and T-cell memory, and high affinity,
78 longstanding RBD IgG antibodies.

79 SOBERANA 02 has proved its safety and immunogenicity in adults 19-80 y/o; after two doses, its
80 efficacy was 71%. Combined with a third dose of SOBERANA Plus (recombinant RBD dimer vaccine) in
81 a three-dose heterologous scheme, efficacy increased to 92.4% ([Toledo-Romani et al., 2021a](#); [2021b](#);
82 [2021c](#)). On August 2021, the Cuban Regulatory Authority granted their emergency use authorization in
83 adults, being since then extensively applied nationally for preventing COVID-19 in Cuba ([CECMED,](#)
84 [2021](#)).

85 Here, we report the results of an open label phase I/II clinical trial in children 3-18 y/o to evaluate the
86 safety and immunogenicity of two doses of SOBERANA 02 and a third dose of SOBERANA Plus. We
87 avoided a placebo-controlled trial in this age group due to ethical concerns ([Dal-Ré and Caplan., 2021](#));
88 alternatively, a recommended comparison (or immunobridging) with adult's immunogenicity was
89 established ([FDA, 2021](#)) and the clinical efficacy was estimated based on immunological results.

90 Method

91 *Study design*

92 We designed a phase I/II study, open-label, adaptive and multicenter to evaluate the safety,
93 reactogenicity and immunogenicity of two doses of SOBERANA02 and a heterologous third dose of
94 SOBERANA Plus in children (3-11 y/o) and teenager (12-18 y/o). Two interim analyses would decide
95 interruption/continuation of the study, depending on serious adverse events (AEs) during phase I.

96 Phase I was conceived in two-step, incorporating firstly 25 children 12-18 y/o (sequence 1). The first
97 interim report (no serious AE detected) seven days after their vaccination allowed incorporating 25
98 children aged 3-11 (phase 1, sequence 2 and starting phase II in 12-18 y/o (n=150). A second interim
99 report seven days after sequence 2 (no serious AE detected) allowed starting phase II in children 3-11
100 y/o (n=150). (Figure 1). Detailed information on trial sites is presented in Supplementary Material I
101 Children were recruited at community level across the primary health system by medical doctors. They
102 were included following physical examination, parent interview and, for phase I, clinical laboratory
103 assays. Key inclusion criteria were weight-height nutritional assessment; physical examination without
104 alterations; clinical laboratory results within the range of reference values (only phase I) and
105 microbiology laboratory tests. Key exclusion criteria were any acute infection, previous or current history
106 of SARS CoV-2 infection and being a contact of a positive COVID-19 case. A detailed description of
107 selection criteria appears in Supplementary Material II.

108 *Ethical issues*

109 The trial was approved by the Ethical Committee at the “Juan Manuel Marquez” Pediatric Hospital and
110 endorsed by the Cuban National Pediatric Group. The Cuban National Regulatory Agency (Centre for
111 State Control of Medicines and Medical Devices, CECMED) approved the trial (June 10th, 2021,
112 Authorization Reference: 05.010.21BA).

113 Independent Data Monitoring Committees formed by five external members specialized on pediatric
114 clinical practice; immunology and statistics were in charge of two interim analyses during phase I.

115 The trial was conducted according to Helsinki's Declaration, Good Clinical Practice and the Cuban
116 National Immunization Program. During recruitment, the medical investigators provided to the parents,
117 both orally and written, all information about the vaccine and potential risks and benefits. Written
118 informed consent was obtained from both parents; children \geq over 12 y/o should assent. The decision to
119 participate was not remunerated.

120 The National Clinical Trials Coordinating Centre (CENCEC) was responsible for monitoring the trial in
121 terms of adherence to the protocol, to Good Clinical Practice and data accuracy.

122 Trial registry: RPCEC00000374 (Cuban Public Registry of Clinical Trials and WHO International Clinical
123 Registry Trials Platform) ([IRCT, 2021](#)).

124 *Products under evaluation*

125 SOBERANA 02 (RBD chemically conjugated to the carrier protein tetanus toxoid) and SOBERANA Plus
126 (RBD dimer), adjuvated in alumina hydroxide were produced at the Finlay Vaccine Institute and the
127 Centre for Molecular Immunology, in Havana, Cuba, under GMP conditions. Both are subunit vaccines

128 based SARS-CoV-2 RBD, sequence Arg319-Phe541 produced in genetically modified CHO cells.

129 Formulations are detailed in Supplementary Material III-Table S1.

130 Product batches used: SOBERANA 02 (E1002S02X, E1002S02); SOBERANA Plus (E1001SP).

131 *Procedures*

132 RT-PCR SARS-CoV-2 was performed to all participants at least 72 hours before each dose. Participants
133 with negative PCR results received the vaccine by intramuscular injections in the deltoid region.

134 *Immunization schedule:* two doses of SOBERANA 02 and a heterologous third dose of SOBERANA
135 Plus 28 days apart (immunization on days 0, 28, 56). After each immunization, participants were on-site
136 evaluated during one hour. Medical controls visits were planned at 24, 48 and 72 hours, and on days 7,
137 14 and 28 after each dose. AEs were parents-registered daily. Serum samples were collected on day 0
138 (before vaccination) and 14 days after the second and the third dose (days 42 and 70). Peripheral
139 blood mononuclear cells were obtained before vaccination and after the third dose (day 70) in a
140 participants' subset of 45 children randomly selected in each age subgroup.

141 *Outcomes*

142 Primary outcomes. Phase I: occurrence of serious AEs, measured daily during 28 days after each dose.
143 Phase II: % of subjects with seroconversion ≥ 4 fold increase of IgG anti-RBD over pre-immunization, on
144 days 42 and 70.

145 Secondary outcomes. Phase I and phase II: Solicited local and systemic AEs, measured during 7 days
146 after each dose; unsolicited AEs, measured during 28 days after each dose; neutralizing antibody titers
147 (on days 42 and 70, on a sample subset), inhibition of RBD-hACE2 interaction (on days 42, 70). Phase
148 II: Occurrence of serious AEs, measured during 28 days after each dose. Outcomes are detailed in
149 Supplementary Material III).

150 Outcomes and safety assessment are detailed in Supplementary Material IV and V.

151 *Immunogenicity assessment*

152 Immunogenicity was evaluated by: a) quantitative ultramicro ELISA (UMELISA SARS-CoV-2 anti- RBD;
153 b) competitive ELISA determined the inhibitory capacity of antibodies for blocking the RBD-hACE2
154 interaction, expressed as % inhibition and molecular virus neutralization titer (mVNT₅₀); c) conventional
155 virus neutralization titer (cVNT₅₀) vs. D614G, alpha, beta, and delta variants; d) RBD-specific T-cell
156 response producing IFN- γ and IL-4. Immunogenicity assessment and techniques are described in
157 Supplementary Material VI. All immunological evaluations were performed by external laboratories from
158 the Centre for Immunoassays, Centre of Molecular Immunology and National Civil Defense Research

159 Laboratory. T cell response was evaluated at Finlay Vaccine Institute. A detailed description of
160 immunogenicity assessment and techniques are described in Supplementary Material VI.

161 *Children Convalescent Serum Panel*

162 A Cuban children convalescent serum panel (CCCSP) was made with sera from 82 patients (3-18 y/o)
163 recovered from COVID-19. Detailed information about panel composition and immunocharacterization is
164 presented in Supplementary Material VII

165 **Statistical analysis**

166 For phase I, the calculation of sample size was done considering a two-sided 95% confidence interval for
167 one proportion with a width equal to 0.09 to estimate a serious AE rate <1%. For phase II a similar method
168 was used to estimate a seroconversion around 50%, with a lower bound of the confidence interval >30%
169 (trial hypothesis) and a dropout of 20%. This resulted in a sample size of 350 subjects (including subjects
170 from phase I). Detailed statistical tools, procedures and definitions are presented in Supplementary
171 Material VIII.

172 **Results**

173 Figure 1 and Table 1 describe the study design and demographic characteristics of the participants.
174 From 11th June to 14th July 2021, 426 children (3-18 y/o) were recruited, 350 that accomplished
175 selection criteria were included, and 306 completed the study. There was a balanced ratio on sex and
176 ethnicity; mean age was 11.3 years (SD 4.5).

177 Phase I started by vaccinating 25 children 12-18 y/o with SOBERANA 02; the first interim analysis done
178 seven days after vaccination indicated absence of serious AEs. In consequence, the trial proceeded to
179 phase I, sequence 2, incorporating 25 children aged 3-11 and 150 children aged 12-18 of phase II. The
180 second interim analysis showed no serious AE in children 3-11 y/o (sequence 2); the trial completed
181 phase II vaccinating 150 children 3-11 y/o with SOBERANA 02 first dose.

182

183

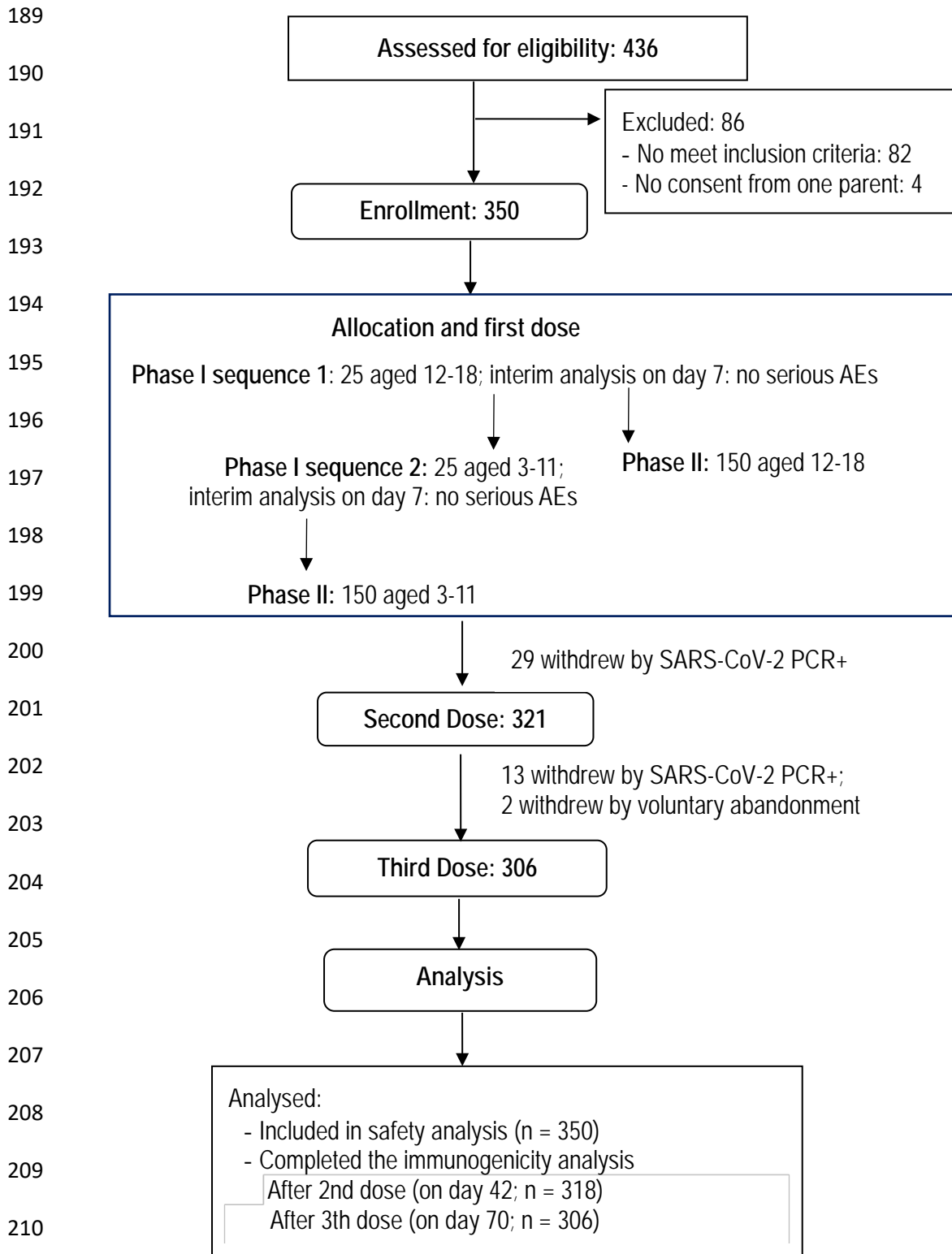
184

185

186

187

188



211 Figure 1. Flow chart: recruitment, inclusion, vaccination and follow up of 3-18 years old children
212 in phase I/II trial.

213

214

215

216

217 **Table 1: Demographic characteristics of subjects included in the clinical trial**

	Age groups		
	3-11 years	12-18 years	Total
N	175	175	350
Sex			
Female	80 (45.7%)	83 (47.4%)	163 (46.6%)
Male	95 (54.3%)	92 (52.6%)	187 (53.4%)
Skin colour			
White	122 (69.7%)	116 (66.3%)	238 (68.0%)
Black	9 (5.1%)	11 (6.3%)	20 (5.7%)
Multiracial	44 (25.1%)	48 (27.4%)	92 (26.3%)
Age (years)			
Mean (SD)	7.4 (2.5)	15.1 (2.1)	11.3 ± 4.5
Median (IQR)	8.0 (5.0)	15.0 (4.0)	11.5 ± 7.0
Range	3; 11	12;18	3-18
Weight (kg)			
Mean (SD)	29.4 (10.1)	54.7 (9.0)	42.0 ± 15.9
Median (IQR)	27.5 (14.0)	55.0 (13.0)	43.0 ± 27.7
Range	13.0; 58.0	32.0; 80.0	13.0; 80.0
Height (cm)			
Mean (SD)	129.1 (17.2)	164.3 (9.6)	146.7 ± 22.5
Median (IQR)	131.0 (26.0)	164.0 (13.0)	151.0 ± 34.0
Range	92; 172	142; 190	92-190
BMI (kg/m²)			
Mean (SD)	17.0 (2.0)	20.2 (2.3)	18.6 ± 2.7
Median (IQR)	16.7 (2.7)	19.9 (3.8)	18.3 ± 4.1
Range	13.2; 22.8	14.6; 25.5	13.2-25.5

Data are n (%) unless otherwise specified. Mean (SD)=Mean ± Standard Deviation. Median (IQR)=Median ± Interquartile Range. BMI=Body mass index. Range=(Minimum; Maximum)

218
219 During the vaccination scheme, 86 children (53.1%) suffered at least one AE; frequency was higher
220 (60%) in teenagers than in young children (46.3%). Severe and serious vaccine-associated AEs (VAAE)
221 did not occur (Table 2). Local AE predominated; the most common was local pain (47.7%), all others
222 had frequencies <5%; only 1.1% reported fever. More than 90% of AEs were classified as mild and
223 lasted ≤72 hours, and 88.5% were associated with vaccination (Table 3, Supplemental Material IX-
224 Table S2). AEs were more frequent after the first dose than after the second and the third dose
225 (Supplemental Material IX-Table S3). Few unsolicited adverse events were recorded (Supplemental
226 Material V-Table S4). No clinically relevant changes were observed in hematology and blood chemistry
227 analyses (Supplemental Material IX-Table S5).

228
229
230

231 **Table 2: General characteristics of adverse events**

	Age groups		
	3-11 years	12-18 years	Total
N	175	175	350
Subjects with some AE	81 (46.3%)	105 (60.0%)	186 (53.10%)
Subjects with some VAAE	76 (43.4%)	101 (57.7%)	177 (50.6%)
Subjects with some Serious AE	0 (0.0%)	1 (0.6%)	1 (0.3%)
Subjects with some Serious VAAE	0 (0.0%)	0 (0.0%)	0 (0.0%)
Subjects with some Severe AE	0 (0.0%)	0 (0.0%)	0 (0.0%)
Subjects with some Severe VAAE	0 (0.0%)	0 (0.0%)	0 (0.0%)
Total Adverse Events	141	182	323
Mild AE	135 (95.7%)	167 (91.8%)	302 (93.5%)
Moderate AE	6 (4.3%)	15 (8.2%)	21 (6.5%)
Severe AE	0 (0.0%)	0 (0.0%)	0 (0.0%)
Serious AE	0 (0.0%)	1 (0.5%)*	1 (0.3%) *
Local AE	118 (83.7%)	147 (80.8%)	265 (82.0%)
Systemic AE	23 (16.3%)	35 (19.2%)	58 (18.0%)
VAAE	126 (89.4%)	160 (87.9)	286 (88.5%)
Serious VAAE	0 (0.0%)	0 (0.0%)	0 (0.0%)
Severe VAAE	0 (0.0%)	0 (0.0%)	0 (0.0%)

Data are n (%). AE=Adverse Event. VAAE=Vaccine-Associated Adverse Event;
* Serious AE: Dengue required hospitalization.

232 **Table 3: Frequency of solicited adverse events**

	Age groups		
	3-11 years	12-18 years	Total
N	175	175	350
Subjects with some AE	81 (46.3%)	105 (60.0%)	186 (53.10%)
Subjects with solicited local AE			
Any	74 (42.3%)	98 (56.0%)	172 (49.1%)
Local pain	69 (39.4%)	98 (56.0%)	167 (47.7%)
Swelling	9 (5.1%)	2 (1.1%)	11 (3.1%)
Local warm	4 (2.3%)	0 (0.0%)	4 (1.1%)
Erythema	5 (2.9%)	1 (0.6%)	6 (1.7%)
Induration	5 (2.9%)	1 (0.6%)	6 (1.7%)
Subjects with solicited systemic AE			
Any	5 (2.9)	4 (2.3)	9 (2.6)
General discomfort	1 (0.6%)	3 (1.7%)	4 (1.1%)
Fever ($\geq 38^\circ\text{C}$)	2 (1.1)	1 (0.6)	3 (0.9)
Low-grade fever ($< 38^\circ\text{C}$)	4 (2.3)	1 (0.6)	5 (1.4)

Data are n (%) unless otherwise specified. AE=Adverse Event

233 Before vaccination, 97.1 % of children were negative for anti-RBD antibodies, median anti-RBD IgG was
234 1.95 UA/mL (25th-75th percentile 1.95; 1.95). Two doses of SOBERANA 02 induced seroconversion in
235 96.2% participants (CI 95% 93.5; 98.0), satisfying the trial hypothesis (>50% of seroconversion with a
236 lower boundary of the two-sided 95% confidence interval >0.3) (Table 4). By age subgroup,
237 seroconversion was 99.4% (CI 95% 96.5; 99.9) in children 3-11 y/o and 93.1% (CI 95% 88.0; 96.5) in
238 12-18 y/o. Global seroconversion index was 27.8 (42.6 in children 3-11 y/o, 24.8 in 12-18 y/o); the
239 median anti-RBD IgG was 57.0 UA/mL (25th-75th percentile 29.8; 153.4), being higher in younger
240 children (93.3 UA/mL; 25th-75th percentile 39.0; 214.4). Specific antibody response was higher than the
241 elicited by natural infection, evaluated in Cuban children convalescent panel (anti-RBD IgG median
242 11.5; 25th-75th percentile 5.3; 24.2). The heterologous third dose increased seroconversion to 100% and
243 seroconversion index to 154.5; anti-RBD IgG titers also increased significantly ($p<0.005$) to 325.7
244 UA/mL (25th-75th percentile 141.5; 613.8) (Table 4).

245 The capacity of anti-RBD IgG for blocking RBD- hACE2 interaction after two doses of SOBERANA 02
246 was 67.4 % (25th-75th percentile 42.1; 86.9) and the mVNT₅₀ was 198.5 (CI 95% 168.4; 233.9); both
247 increased significantly ($p<0.005$) after the third dose to 92.4 % (25th-75th percentile 88.3; 93.5) and 1261
248 (CI 95% 1105,5; 1438.8) respectively. These values were higher among the younger (3-11 y/o) after
249 the second dose, but were similar in both age subgroups after the third dose. After both two and three
250 doses mVNT₅₀ was higher than after natural infection (Table 4).

251 After two doses of SOBERANA 02 the neutralizing titer versus D614G variant was higher (GMT 26.4 CI
252 95% 20.2; 34.5) than the children convalescent panel value (GMT 9.2 CI 95% 6.8; 12.5); and the third
253 dose significantly ($p<0.005$) boosted the response to GMT 158.4 (CI 95% 123.0; 204.0). The neutralizing
254 titer versus the variants alpha, beta and delta was evaluated in 48 children; 100% had neutralizing
255 antibodies vs. alpha and delta; 97.9% vs. beta (Table 5). GMT was 173.8 (CI 95% 131.7; 229.5) vs. alpha,
256 142 (CI 95% 101.3; 198.9) vs. delta and 24.8 (CI 95% 16.8; 36.6) vs. beta (a 2.2-fold decrease for delta
257 and 7.0-fold decrease for beta compared to D614G).

258 There was a good correlation among all humoral immunological variables, with coefficients >0.7
259 (Supplemental Material X-Table S6). Predictive cut-off for attaining cVNT₅₀ over 50 was estimated by
260 ROC curve as: 192.2 AU/ml for IgG concentration, 87.1% for the inhibition of RBD:hACE2 and 427 for
261 mVNT₅₀ (Supplemental Material X-Table S7, Figure S1)

262

263 Table 4: Humoral immune response induced after two doses of SOBERANA 02 and a third heterologous doses with SOBERANA Plus.

	Age groups						CCCSP	
	3-11 years		12-18 years		Total			
	Post-2 nd dose	Post-3 rd dose	Post-2 nd dose	Post-3 rd dose	Post-2 nd dose	Post-3 rd dose		
	N	159	156	159	150	318	306	82
Anti-RBD IgG seroconversion rate	N (%)	157/158 (99.4)	155/155 (100.0)	148/159 (93.1)	150/150 (100%)*	305/317 (96.2)	305/305 (100.0)*	N.D
	95% CI	96.5; 99.9	99.6; 100.0	88.0; 96.5	99.6; 100.0	93.5; 98.0	99.8; 100.0	
Anti-RBD IgG AU/mL	Median	93.3	329.8*	49.9	325.6*	57.0	325.7*	11.5
	25 th -75 th	39.0; 214.4	162.9; 685.6	22.3; 90.7	108.0; 555.8	29.8; 153.4	141.5; 613.8	5.3; 24.2
Seroconversion index	Median	42.6	155.4*	24.8	154.3*	27.8	154.5*	N.D
	25 th -75 th	19.5; 97.0	75.4; 260.2	11.0; 44.7	50.2; 266.3	14.3; 69.0	67.2; 260.9	
RBD:hACE2 Inh%	Median	78.3	92.5*	60.1	92.2*	67.4	92.4*	20.8
	25 th -75 th	49.4; 88.9	88.8; 93.4	36.7; 79.7	87.7; 93.6	42.1; 86.9	88.3; 93.5	10.9; 40.8
mVNT ₅₀	GMT	274.1	1418.3*	143.7	1116.2*	198.5	1261.2*	35.2
	95% CI	216.8; 346.5	1180.0; 1704.7	115.0; 179.5	924.0; 1348.3	168.4; 233.9	1105.5; 1438.8	25.3; 48.9
cVNT ₅₀ vs D614G	N	63	66	60	65	123	131	70
	GMT	28.4	181.6*	24.4	137.9*	26.4	158.4*	9.2
	95% CI	18.5; 43.6	120.6; 273.3	17.6; 40.0	101.8; 186.9	20.2; 34.5	123.0; 204.0	6.8; 12.5

T0 or baseline anti-RBD IgG 1.95 (25th-75th percentile: 1.95; 1.95) for both age subgroups and total. ND: Not determined

Anti-RBD IgG seroconversion rate: % of subjects with seroconversion (CI 95%).

Seroconversion index: increase of IgG concentration respect to baseline (median; 25th-75th percentile)

AU/mL=anti-RBD IgG concentration expressed in arbitrary units/mL.

RBD:hACE2 Inh%: RBD:hACE2 inhibition % at a serum dilution 1/100.

mVNT₅₀: molecular virus neutralization titer; as serum dilution inhibiting 50% of RBD:hACE2 interaction.

cVNT₅₀: conventional live-virus neutralization titer.

GMT=Geometric Mean Titer. 95% CI= 95% Confidence Interval; 25th-75th=25-75 percentile.

* p<0.005 versus Post - 2nd dose McNemar test (anti-RBD IgG seroconversion %), Wilcoxon Signed Ranks test (anti-RBD IgG AU/mL, RBD:hACE2 Inh%) or Paired Student t test (mVNT₅₀, cVNT₅₀, log-transformed). CCCSP=Cuban children convalescent serum panel

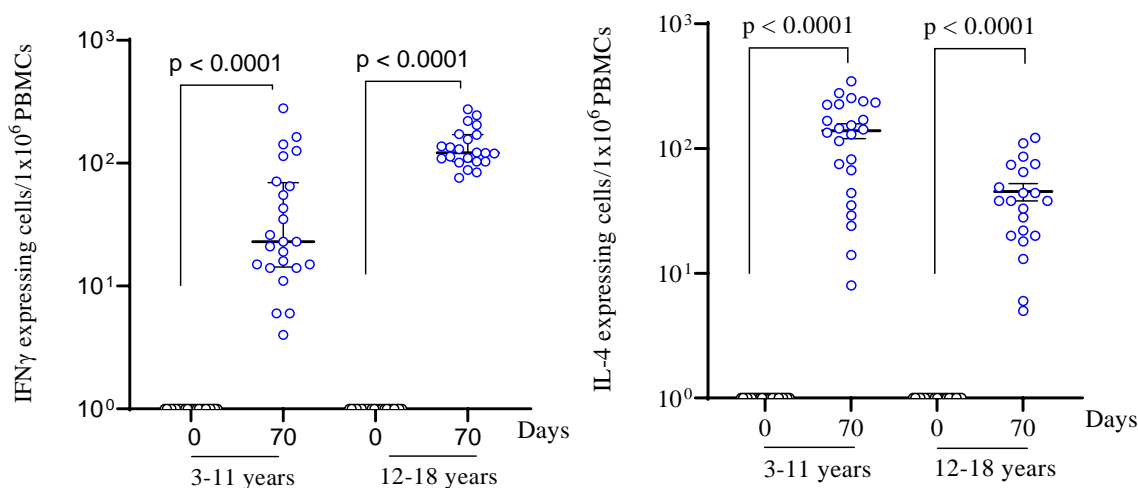
265 Table 5. Conventional live-virus neutralization titers against SARS-CoV-2 variants alpha, delta and beta.

		D614G	Alpha	Delta	Beta
cVNT ₅₀	N	48	48	48	48
	GMT	173.8	142.0	76.8*	24.8*
	95% CI	131.7; 229.5	101.3; 198.9	54.8; 107.7	16.8; 36.6

Sera from 48 children vaccinated with complete schedule (two doses SOBERANA 02 + one dose SOBERANA Plus, 28 days apart) were evaluated against D614G, alpha, delta and beta variants. cVNT₅₀=conventional live-virus neutralization titer. GMT=Geometric Mean Titer. 95% CI= 95% Confidence Interval. * p<0.005 Paired Student t test (cVNT₅₀, log-transformed) respect to D614G variant.

266

267 RBD-specific T cell response in a subset of 45 participants fully vaccinated was determined by
 268 measuring IFN-γ and IL-4 expression in peripheral blood mononuclear cells. The number of IFN-γ and
 269 IL-4 secreting cells was statistically higher (p<0.001) than their baseline levels (Figure 2), suggesting a
 270 mixed Th1/Th2 profile. IFN-γ expression was higher in older children while IL-4 was higher in younger
 271 children, evidencing differences in the balance Th1/Th2.



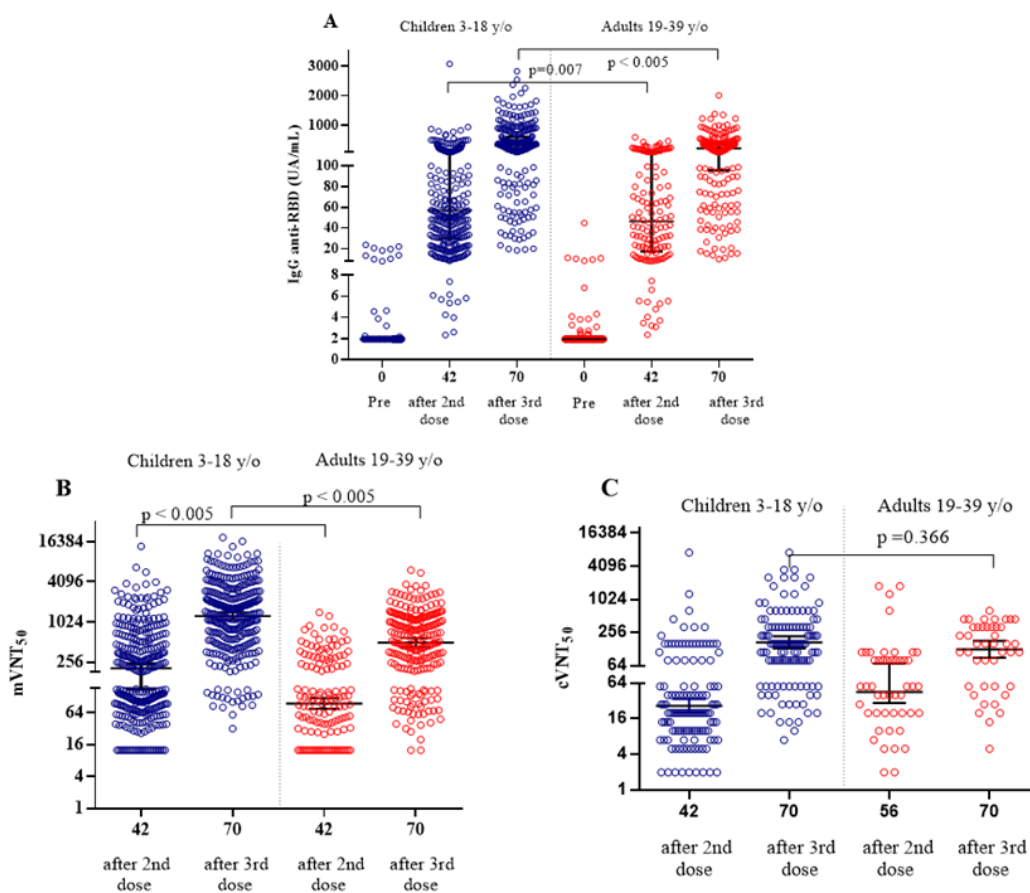
272

273 Figure 2. IFN-γ- and IL-4-secreting cells in peripheral blood mononuclear cells stimulated with RBD.
 274 Children 3-11 (N=24) and 12-18 years old (N=21) received two doses (on days 0, 28) of SOBERANA 02
 275 and a heterologous third dose (on day 56) of SOBERANA Plus. p value represents the statistic
 276 differences as indicated.

277

278 The safety and immune response in children were compared with all young adults (aged 19-39)
 279 vaccinated in phase I and phase II studies with the same vaccines, as recommended by [FDA, 2021](#);
 280 safety profile was similar in both (Supplemental Material X-Table S8, S9, Figure S2). An
 281 immunobridging analysis was performed for anti-RBD IgG, mVNT₅₀ and cVNT₅₀ between children and
 282 young adults. IgG elicited after two doses of SOBERANA 02 was 57.0 UA/ml (25th-75th percentile 29.8;
 283 153.4), while for young adults it was 46.4 (25th-75th percentile 17.4; 108.8); after the heterologous third

284 dose of SOBERANA Plus these values increased to 325.7 (25th-75th percentile 141.5; 613.8) in children
 285 and 228.0 (25th-75th percentile 95.8; 394.3) in young adults. mVNT₅₀ was 198.5 (IC 95% 168.4; 233.9) in
 286 children after the second dose and 1261.2 (IC 95% 1105.5; 1438.8) after the third; in young adults were
 287 94.9 (IC 95% 75.0; 120.2) and 503.7 (IC 95% 432.6; 586.6) after two and three doses (Figure 3). We
 288 found significant differences ($p < 0.05$) for IgG and mVNT₅₀ between 3-18 y/o children and 19-39 y/o
 289 young adults; higher values were obtained in children after both the second and the third dose. Viral
 290 neutralization titers after the second dose were measured at different time points in children and young
 291 adults (on day 42 in children and day 56 in young adults), making their comparison only approximate.
 292



293
 294 Figure 3: Immunobridging comparison of humoral immune response elicited in children (3-18 y/o)
 295 respect to young adults (19-39 y/o from Phase I and II clinical trial), after two doses of SOBERANA 02
 296 (day 42) and a third dose of SOBERANA Plus (day 70). A) anti-RBD IgG median (25th-75th percentile);
 297 B) mVNT₅₀ GMT (CI 95%); C) cVNT₅₀ GMT (CI 95%). Bleeding was on day 42 and 70 (14 days after
 298 second or third dose), except for cVNT₅₀ adults after second dose was on day 56. Mann-Whitney U test
 299 (anti-RBD IgG AU/mL) or Student t test (mVNT₅₀, cVNT₅₀, log-transformed).
 300

301
 302
 303

304 The non-inferiority analysis was performed with cVNT₅₀ data, following FDA recommendation (FDA,
305 2021). After three doses (on day 70), cVNT₅₀ in children was 158.4 (IC 95% 123.0; 204.0) and 122.8
306 (80.2; 188.0) for young adults (n=43, data available) (Figure 3). The immune response in 3-18 y/o, as
307 well as in age subgroups 3-11 y/o and 12-18 y/o was non-inferior to that observed in 19-39 y/o young
308 adults. The geometric mean ratio (3-18 y/o value to young adult's value) for cVNT₅₀ 14 days after the
309 third dose was 1.25 (CI 95% 0.77; 2.02) (Table 6), which met the non-inferiority criterion (i.e., a lower
310 boundary of the two-sided 95% confidence interval of >0.67). In summary, both age groups (3-11 y/o
311 and 12-18 y/o) met the non-inferiority criterion.

312

313 Table 6: Immunobridging of cVNT₅₀ in children and young adults after heterologous scheme (two doses
314 of SOBERANA 02 and a third heterologous doses of SOBERANA Plus)

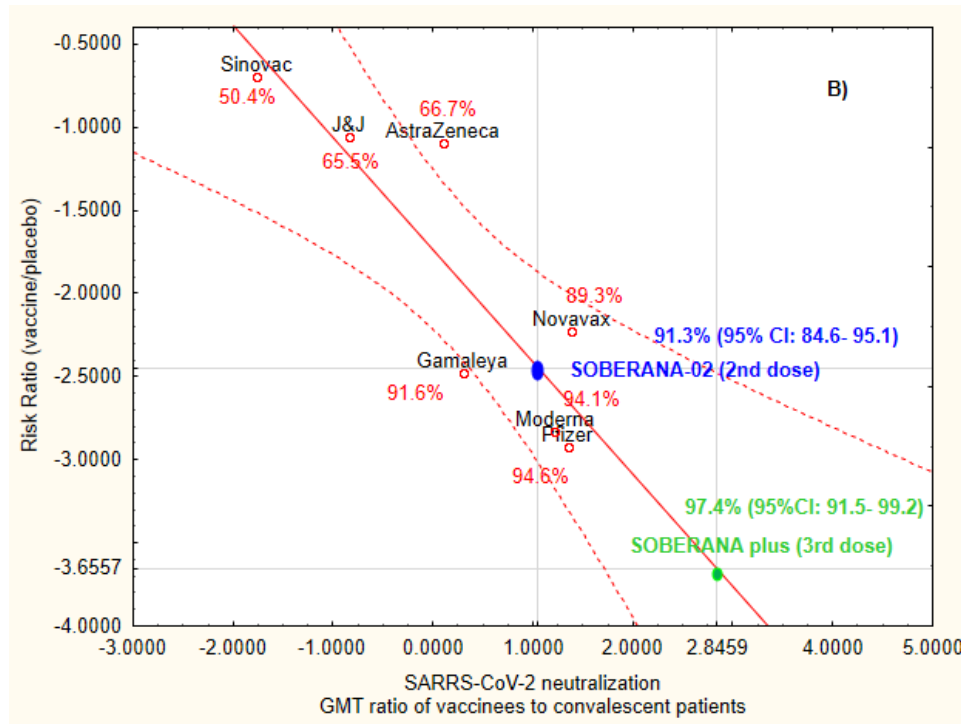
Age group	No. of participants	cVNT ₅₀ GMT (95% CI)	Geometric mean ratio (95% CI) vs. 19 to 39 y/o
19-39 y/o	43	127.0 (89.6; 179.80)	--
3-18 y/o	131	158.4 (123.0; 204.0)	1.25 (0.77; 2.02)
3-11 y/o	66	181.6 (120.6; 273.3)	1.43 (0.80; 2.54)
12-18 y/o	65	137.9 (101.8; 186.9)	1.08 (0.68; 1.73)

GMT and two-sided 95% confidence intervals were calculated by exponentiating the mean logarithm of the titers and the corresponding confidence intervals (based on the Student's t distribution). The geometric mean ratio and two-sided 95% confidence intervals were calculated by exponentiating the mean difference of the logarithms of the titers (in child/adolescents cohorts minus the 19-39-year-old cohort) and the corresponding confidence intervals (based on the Student's t distribution). The non-inferiority criterion was met, since the lower boundary of the two-sided confidence interval for the geometric mean ratio was greater than 0.67.

315

316 Based on immunogenicity data of vaccinated children and the immune response to natural infection
317 (children convalescent panel), a prediction of clinical efficacy was estimated through a regression linear
318 model. By using cVNT₅₀ as the predictive variable, the estimated efficacy is 91.3% (CI 95% 84.6; 95.1)
319 after two doses and 97.4 % (IC 95% 91.5; 99.2) after three doses (Figure 4). This study was conducted
320 in Havana during delta wave; after receiving the first dose 29 children (8.2%) of 350 children became
321 PCR-positive, this value dropped down to 13 (4.0%) out of 321 children after completing the two-dose
322 scheme.

323



324

325 Figure 4. Prediction of clinical efficacy in children from correlation between antibody responses and
 326 efficacy rate. Panels displays correlation of $cVNT_{50}$ neutralization and ratios, respectively for seven
 327 vaccines in adults; SOBERANA 02 and SOBERANA Plus in children. The y-axis is estimated log risk ratio
 328 reported on the vaccine efficacy scale. The x-axis is log ratio of the peak geometric mean neutralization
 329 at 7-28 days post-vaccination, relative to human or children convalescent sera.

330

331 Discussion.

332 This study describes, for a first time, the safety and immunogenicity in children 3-18 y/o of two doses of
 333 SOBERANA 02, followed by a heterologous third doses of SOBERANA Plus. The frequency of local
 334 and systemic AE was 49.0% and 2.6% respectively, lower than after mRNA COVID-19 vaccination
 335 (Frenck et al., 2021; Ali et al., 2021). After two doses, BNT162b2 reported 86.0% and 66.0 of children
 336 12-15 y/o with local and systemic AEs while mRNA-1273 reported 94.2% and 68.3% (aged 12-17 y/o)
 337 respectively (Frenck et al., 2021; Ali et al., 2021). In our study, local pain was reported by the 51.4% of
 338 children aged 12-18 y/o after first dose, 17% after the second and 17.3% after the third one. BNT162b2
 339 and mRNA-1273 vaccine in adolescents reported 86.0% and 94.2% with local pain after first dose; and
 340 79.0% and 92.4% after the second, respectively (Frenck et al., 2021; Ali et al., 2021). SOBERANA 02
 341 and SOBERANA Plus caused general discomfort (the most frequent systemic AE) only in 1.7% of
 342 children 12-18 y/o, while mRNA vaccines provoked fatigue, headache, chills, muscle pain or fever in 10-
 343 68.5% of adolescents (Frenck et al., 2021; Ali et al., 2021). In children aged 3-11 local pain was the
 344 unique EA with frequency >10% during this study; children aged 5-11 vaccinated with BNT162b2
 345 reported local pain (74.0%), redness (19.0%), swelling (15.0%), fatigue (39.0%) and headache (28.0%)

346 (Walter et al., 2021). Myocarditis and pericarditis have been reported in adolescent after mRNA COVID-
347 19 vaccination (Oster et al., 2021; Marshall et al., 2021); these AEs were not observed here.

348 The comparison of the humoral immune response elicited by vaccination with the elicited by natural
349 infection has been a useful tool for the development of several anti-SARS-CoV-2 vaccine (Keech et al.,
350 2020; Yang et al., 2021). Two shots of SOBERANA 02 every 28 days in children induced a robust
351 humoral response, with higher levels of antibodies and similar neutralizing capacity of the elicited by
352 natural infection. The third dose of SOBERANA Plus boosted both the production of antibodies and their
353 neutralizing capacity, surpassing the immune response in convalescent children, as had been
354 previously observed in clinical trials in adults (Toledo-Romani et al., 2021a; 2021b).

355 The induction of specific T-cell response is critical for protection of viral infections. The heterologous
356 three doses schedule in children developed a balanced activation of IFN- γ and IL-4-secreting cells from
357 PBMC, indicating a mixed Th1/Th2 response, as reported in adults after the same vaccination scheme
358 (Toledo-Romani et al., 2021a).

359 The SARS-CoV-2 variants of concern alpha, beta, delta, and recently, omicron have modified the
360 pandemic landscape worldwide (Fontane et al., 2021). Here, we report the capacity of anti-RBD
361 antibodies for neutralizing alpha, beta and delta variant, with a fold-reduction of 2.2 for delta and 7.0 for
362 beta compared to D614G, as we found in adults (Toledo-Romani et al., 2021b). In an independent study
363 from the "Pedro Kourí" Tropical Medicine Institute in Havana, sera from 20 adults vaccinated with
364 SOBERANA 02 + SOBERANA Plus neutralize the omicron variant (Portal-Miranda 2022; Carles JM,
365 2022). Recently, the Pasteur Institute of Iran informed that Pasteurcovac, the Iranian brand of
366 SOBERANA 02, is 100% effective against the omicron variant in adults (Biglari 2022).

367 We conducted this clinical trial during the delta wave, the worst period of Cuban epidemic (Rodriguez;
368 2021); in such a context and due to ethical reasons, a placebo-controlled clinical trial was not ethical.
369 Lacking a control group (main limitation of the trial), two analytical tools complemented the study:
370 immunobridging with the immune response in young adults previously vaccinated during clinical trial
371 with same vaccination schedule (no concurrent reference population) as recommended by FDA, 2021;
372 and prediction of clinical efficacy based on immunological response (Khoury et al., 20211; Kristen et al.,
373 2021). Firstly, we found a non-inferior response for the ratio of SARS-CoV-2 cVNT₅₀ after the three-
374 dose scheme in participants 3-11 and 12-18 y/o relative to a 19-39 y/o reference population (no
375 concurrent) The comparison met the non-inferiority criterion with ratio 1.43 (CI 95% 0.8-2.54) for 3-11
376 y/o and 1.08 (CI 95% 0.68-1.73) for 12-18 y/o, satisfying FDA recommendations (FDA, 2021). Similar
377 analyses have been reported by BNT162b2 and mRNA-1273 vaccines but using 19-25 y/o as reference
378 population (Walter et al., 2022; Ali et al., 2021). Based on published results, we considered young

379 adults as immunocompetent up to 39 years (Lopez-Sejas 2016; Ventura et al., 2017; Thapa and Farber
380 2019); this increased the number of cVNT₅₀ data for comparison in the reference population.

381 Secondly, a prediction of clinical efficacy based on immunological response has been advanced for
382 other vaccines (Khoury et al., 20211; Kristen et al., 2021). Using this model, for adults aged 19-80 we
383 anticipated a clinical efficacy between 58% and 87% after first two doses and between 81% and 93%
384 after the three-dose scheme (Toledo-Romani et al., 2021b). These results were confirmed during a
385 phase III clinical trial reporting a 71% of efficacy for the two-dose schedule of SOBERANA 02 and
386 92.4% for the heterologous three-dose schedule (Toledo-Romani et al., 2021c). Here, the model
387 predicts 89.3%-91.3% clinical efficacy after two doses of SOBERANA 02 and 95.1%-97.4% after the
388 third doses of SOBERANA Plus in children versus the D614G strain.

389 Starting children vaccination at 2 y/o is key for controlling the pandemic, cutting the transmission and
390 reducing the emergence of new VOCs (Petersen and Buchy, 2021). The safety and immunological
391 results reported here supported the emergency use authorization of SOBERANA 02 and SOBERANA
392 Plus as heterologous scheme for children between 2-18 y/o. A massive immunization campaign started
393 on 5th September 2021; fully vaccinating 1.8 millions of Cuban children (96% of 2-18 y/o Cuban
394 population (Redd, 2022; Augustin, 2022). These results support public health vaccination strategies,
395 providing children as young as two years a safe and effective vaccine scheme to prevent COVID-19.

396

397 **Funding**

398 This work was supported by the Finlay Vaccine Institute, BioCubaFarma and the National Funds for
399 Sciences and Technology from the Ministry of Science, Technology and Environment (FONCI-CITMA-
400 Cuba, contract 2020-20).

401 **Declaration of Interests**

402 The authors R.P.G, Y.R.D, C.R.I, L.C.H. M.P.B, D.V.M, N.P.P, C.V.S, A.P.D, E.G.O, Y.C.E, J.C.F.P,
403 M.S.M, M.D.E, J.M.E.P, Y.I.H, M.E.T.R declare that they have no known competing financial interests
404 or personal relationships that could have appeared to influence the work reported in this paper.

405 The authors B.P.M, M.R.G, B.S.R, L.M.R.N, R.P.N, R.G.M, T.H.G, T.F.B, I.C.Q, S.F.C, Y.C.R, D.S.M,
406 Y.G.V, Y.V.B, D.G.R, V.V.B work at Finlay Vaccine Institute or the Centre of Molecular Immunology,
407 institutions that develop and manufacture the vaccine candidates but they haven't received an
408 honorarium for this paper.

409 B.S.R., S.F.C., Y.C.R, L.R.N., D.S.M., Y.V.B., D.G.R. and V.V.B., have filed patent applications related
410 to the vaccine SOBERANA 02.

411 D.D and A.B work at Pasteur Institute of Iran and are co-developer of the vaccines

412 **Acknowledgments**

413 We especially thanks all the parents and children for participated in the clinical trial. We recognize the
414 contribution of all the medical and nurse staff at clinical site. We thank Dr. Lila Castellanos for scientific
415 advice.

416 References

- 417 Ali K, Berman G, Zhou H, Deng W, Faughnan V, Coronado-Voges M, et al. Evaluation of mRNA-1273
418 SARS-CoV-2 Vaccine in Adolescents. *N Engl J Med* 2021; 385: 2241-51. doi: [www.wwwnetmc.com/doi/10.1056/NEJMoa2111184](https://doi.org/10.1056/NEJMoa2111184)
- 419 Augustin Ed . Cuba leads the world in vaccinating children as young as two against Covid. The
420 Guardian. February 1st, 2022. [https://www.theguardian.com/world/2022/feb/01/cuba-leads-world-](https://www.theguardian.com/world/2022/feb/01/cuba-leads-world-vaccinating-children)
421 [vaccinating-children](https://www.theguardian.com/world/2022/feb/01/cuba-leads-world-vaccinating-children) (Accessed February 17th, 2022)
- 422 Avci FY, Li X, Moriya T, Kasper D. A mechanism for glycoconjugate vaccine activation of the adaptive
423 immune system and its implications for vaccine design. *Nature Medicine* 2011;17:1602-10. doi:
424 <https://doi.org/10.1038/nm.2535>
- 425 Biglari A. Official says Pasteurcovac 100% effective against Omicrom variant. Islamic Republic News
426 Agency. [https://en.irna.ir/news/84638920/Official-says-Pasteurcovac-100-effective-against-](https://en.irna.ir/news/84638920/Official-says-Pasteurcovac-100-effective-against-Omicrom-variant)
427 [Omicrom-variant](https://en.irna.ir/news/84638920/Official-says-Pasteurcovac-100-effective-against-Omicrom-variant) 2022. (Accessed February 11th 2022)
- 428 Carles Zerquera JM. Cuban’s vaccines against Omicron. Rapid response to
429 *BMJ* 2022; 376 doi: <https://doi.org/10.1136/bmj.n066>; January 29th, 2022 Available in:
430 <https://www.bmj.com/content/376/bmj.n066/rapid-responses> (Accessed February 17th, 2022)
- 431 CECMED Cuban National Regulatory Agency. Resolution 144/2021. Authorization for emergency use of
432 SOBERANA02 in adults. <https://www.cecmecmed.cu> 2021 (Accessed November 17th; 2021)
- 433 Dal-Ré R, Caplan A. Current COVID-19 vaccine trials in high-income countries: are placebo-controlled
434 trials ethical? *Clin Microbiol Infect* 2021;27:1565-67. doi: 10.1016/j.cmi.2021.08.005
- 435 Delahoy M, Ujamaa D, Whitaker M, O’Halloran A, Anglin O, Burns E, et al. Hospitalizations Associated
436 with COVID-19 Among Children and Adolescents — COVID-NET, 14 States, March 1, 2020–
437 August 14, 2021. *MMWR Morb Mortal Wkly Rep* 2021;70:1255–60. doi:
438 10.15585/mmwr.mm7036e2
- 439 Earle K, Ambrosino D, Andrew Fiore-Gartland; Golblatt D, Gilbert PB, et. al. Evidence for antibody as a
440 protective correlate for COVID-19 vaccines. *Vaccine* 2021;39:4423–28. doi:
441 <https://doi.org/10.1016/j.vaccine.2021.05.063>
- 442 Elliott P, Bodinier B, Eales O, Wang H, Haw D, Elliott J, et al. Rapid increase in Omicron infections in
443 England during December 2021: REACT-1 study. *Science* 2022; doi: 10.1126/science.aba8347
- 444 FDA. Vaccines and Related Biological Products Advisory Committee Meeting. June 10, 2021.
445 Licensure and Emergency Use Authorization of Vaccines to Prevent COVID-19 for Use in Pediatric
446 Populations. <https://www.fda.gov/advisory-committees/advisory-committee-calendar/vaccines-and->

- 447 [related-biological-products-advisory-committee-june-10-2021-meeting-announcement](#). 2021
448 (Accessed September 14th, 2021)
- 449 Fontanet A, Autran B, Lina B, Kieny MP, Abdool Karim SS, Sridhar D. SARS-CoV-2 variants and ending
450 the COVID-19 pandemic. *Lancet* 2021; 397: 952–54. doi: [https://doi.org/10.1016/S0140-](https://doi.org/10.1016/S0140-6736(21)00370-6)
451 [6736\(21\)00370-6](https://doi.org/10.1016/S0140-6736(21)00370-6)
- 452 Frenck R, Klein N, Kitchin N, Gurtman A, Absalon J, Lockhart S et al. Safety, Immunogenicity, and
453 Efficacy of the BNT162b2 Covid-19 Vaccine in Adolescents. *N Engl J Med* 2021;385: 239–50. doi:
454 [10.1056/NEJMoa2107456](https://doi.org/10.1056/NEJMoa2107456)
- 455 Han B, Song Y, Li C, Yang W, Ma Q, Jiang Z et al. Safety, tolerability, and immunogenicity of an
456 inactivated SARS-CoV-2 vaccine (CoronaVac) in healthy children and adolescents: A double-blind,
457 randomised, controlled, phase 1/2 clinical trial. *Lancet Infect. Dis* 2021;21:1645-53. doi:
458 [https://doi.org/10.1016/S1473-3099\(21\)00319-4](https://doi.org/10.1016/S1473-3099(21)00319-4)
- 459 Huang YL, Wu CY. Carbohydrate-based vaccines: challenges and opportunities. *Expert Rev Vaccines*
460 2010;9:1257–74 doi: [10.1586/erv.10.120](https://doi.org/10.1586/erv.10.120)
- 461 IRCT International Register Clinical Trials. Identifier RPCEC00000374. Phase I-II study, sequential
462 during phase I, open-label, adaptive and multicenter to evaluate the safety, reactogenicity and
463 immunogenicity of a heterologous two-dose schedule of the prophylactic anti-SARS- CoV-2
464 vaccine candidate, FINLAY-FR- 2 and a dose of FINLAY-FR-1A, in Cuban children and
465 adolescents. (COVID-19). <https://rpcec.sld.cu/en/trials/RPCEC00000374-En> (Accessed December
466 1st, 2021)
- 467 Keech C, Albert G, Cho I, Robertson A, Reed P, Neal S, et al. Phase 1-2 Trial of a SARS-CoV-2
468 Recombinant Spike Protein Nanoparticle. *N Engl J Med* 2020;383: 2320-32. doi:
469 <https://doi.org/10.1056/NEJMoa2026920>
- 470 Khoury DS, Cromer D, Reynaldi A, Schlub T, Wheatley A, Juno J, et. al. Neutralizing antibody levels are
471 highly predictive of immune protection from symptomatic SARS-CoV-2 infection. *Nature Medicine*
472 2021; 27:1205–11. doi: <https://doi.org/10.1038/s41591-021-01377-8>
- 473 Lopez-Sejas N, Campos C, Hassouneh F, Sanchez-Correa B, Tarazona R, Pera A, Solana R. Effect of
474 CMV and Aging on the Differential Expression of CD300a, CD161, T-bet, and Eomes on NK Cell
475 Subsets. *Front Immunol* 2016;7:1-13. doi: [10.3389/fimmu.2016.00476](https://doi.org/10.3389/fimmu.2016.00476)
- 476 Marshall M, Ferguson ID, Lewis P, Jaggi P, Gagliardo C, Stewart JC. Symptomatic acute myocarditis in
477 7 adolescents after Pfizer-BioNTech COVID-19 vaccination. *Pediatrics* 2021;148:2-11. doi
478 [e2021052478](https://doi.org/10.1093/pediatrics/2021052478)

- 479 Oster ME, Shay DK, Su JR, Gee J, Creech B, Broder KR et al. Myocarditis cases reported after mRNA-
480 Based COVID-19 vaccination in the US from December 2020 to August 2021. JAMA
481 2022;327:331-340. doi:10.1001/jama.2021.24110
- 482 Petersen E, Buchy P. Vaccination against SARS-CoV-2 should be included in childhood vaccination
483 programs. Int. J Infectious Diseases 2021;106:429–430 doi:
484 <https://doi.org/10.1016/j.ijid.2021.04.082>
- 485 Portal-Miranda JA. Las vacunas cubanas generan anticuerpos ante ómicron: Ese éxito no puede
486 llevarnos a la confianza. <http://www.cubadebate.cu/opinion/2022/01/26/> 2022 (Accessed January
487 26th, 2022)
- 488 Reed G. Cuban COVID-19 Vaccines for Children: Rinaldo Puga MD MS Interview. MEDICC Review 2022;
489 24:14-8 doi: <https://doi.org/10.37757/MR2022.V24.N1.12>
- 490 Rodriguez A. Virus slams Cuba as it races to roll out its new vaccines. ABC News, July 21th, 2021.
491 <https://abcnews.go.com/Health/wireStory/virus-slams-cuba-races-roll-vaccines-78953663>
492 (Accessed February 17th, 2022)
- 493 Thapa P, Farber D. The Role of the Thymus in the Immune Response. Thorac Surg Clin, 2019; 29:123-
494 131 doi: 10.1016/j.thorsurg.2018.12.001
- 495 Toledo-Romani ME, Garcia-Carmenate M, Valenzuela-Silva C, Baldoquin-Rodriguez W, Martínez-Pérez
496 M, Rodríguez-Gonzalez MC, et al. Efficacy and Safety of SOBERANA 02, a COVID-19 conjugate
497 vaccine in heterologous three doses combination. MedRxiv 2021c doi:
498 <https://doi.org/10.1101/2021.10.31.21265703>
- 499 Toledo-Romani ME, García-Carmenate M, Verdecia-Sánchez L, Pérez-Rodríguez S, Rodríguez-
500 González M, Valenzuela-Silva C. et al. Safety and immunogenicity of anti-SARS CoV-2 conjugate
501 vaccine SOBERANA 02 in a two-dose or three-dose heterologous scheme in adults: Phase IIb
502 Clinical Trial. MedRxiv 2021b doi: <https://doi.org/10.1101/2022.01.01.21268271>
- 503 Toledo-Romani ME, Verdecia-Sánchez L, Rodríguez-González M, Rodríguez-Noda L, Valenzuela-Silva
504 C, Paredes-Moreno et al. Safety and immunogenicity of anti-SARS CoV-2 vaccine SOBERANA 02
505 in homologous or heterologous scheme. MedRxiv 2021a doi:
506 <https://doi.org/10.1101/2021.11.14.21266309>
- 507 Valdes-Balbin Y, Santana-Mederos D, Paquet F, Fernandez S, Climent Y, Chiodo F et al. Molecular
508 Aspects Concerning the Use of the SARS-CoV-2 Receptor Binding Domain as a Target for
509 Preventive Vaccines. ACS Cent Sci 2021;7:757–67. doi:
510 <https://doi.org/10.1021/acscentsci.1c00216>

- 511 Valdes-Balbin Y, Santana-Mederos D, Quintero L, Fernandez S, Rodriguez L, Sanchez-Ramírez B et al.
512 SARS-CoV-2 RBD-Tetanus toxoid conjugate vaccine induces a strong neutralizing immunity. ACS
513 Chem Biol 2021;16:1223–33. doi: <https://doi.org/10.1021/acscchembio.1c00272>
- 514 Ventura MT, Casciaro M, Gangemi S, Buquicchio R. Immunosenescence in aging: between immune
515 cells depletion and cytokines up-regulation. Clin Mol Allergy 2017; 15:21 doi:
516 <https://doi.org/10.1186/s12948-017-0077-0>
- 517 Verez-Bencomo V, Fernandez-Santana V, Hardy E, Toledo ME, Rodriguez MC, Heynngnezz L et. al. A
518 synthetic conjugate polysaccharide vaccine against Haemophilus influenzae type b. Science
519 2004;305: 522-525 doi: 10.1126/science.1095209
- 520 Wallace M, Woodworth KR, Gargano JW, Scobie HM, Blain M, Moulia D et al. The Advisory Committee
521 on Immunization Practices' interim recommendation for use of Pfizer-BioNTech COVID-19 vaccine
522 in adolescents aged 12–15 years—United States, May 2021. MMWR Morb Mortal Wkly Rep
523 2021;70:749–52. doi: <https://doi.org/10.15585/mmwr.mm7020e1>
- 524 Walter EB, Talaat KR, Sabharwal C, Gurtman A, Lockhart S, Paulsen GC et al. Evaluation of the
525 BNT162b2 Covid-19 Vaccine in Children 5 to 11 Years of Age. N Engl J Med 2022;386:35-46 doi:
526 10.1056/NEJMoa2116298
- 527 WHO COVID-19 – Landscape of novel coronavirus candidate vaccine development worldwide.
528 <https://www.who.int/publications/m/item/draft-landscape-of-covid-19-candidate-vaccines>, 2021
529 (accessed December 29th, 2021)
- 530 World Health Organization. Causality Assessment of an Adverse Event Following Immunization (AEFI).
531 2nd Edition. Geneva: WHO; 2019. ISBN: 9789241516990
532 <https://www.who.int/publications/i/item/causality-assessment-ae-fi-user-manual-2019> 2019
533 (Accessed June 17th, 2021)
- 534 Xia S, Zhang YT, Wang Y, Wang H, Yang Y, Fu-Gao G et al. Safety and immunogenicity of an
535 inactivated COVID-19 vaccine, BBIBP-CorV, in people younger than 18 years: a randomised,
536 double-blind, controlled, phase 1/2 trial. Lancet Infect Dis 2022;22:196-208. doi: 10.1016/S1473-
537 3099(21)00462-X
- 538 Yang S, Li Y, Dai L, Wang J, He P, Li C, et al. Safety and immunogenicity of a recombinant tandem-
539 repeat dimeric RBD-based protein subunit vaccine (ZF2001) against COVID-19 in adults: two
540 randomised, double-blind, placebo-controlled, phase 1 and 2 trials. Lancet Infect Dis. 2021; 21:1107-
541 11. doi: [https://doi.org/10.1016/S1473-3099\(21\)00127-4](https://doi.org/10.1016/S1473-3099(21)00127-4)