

Cost-effectiveness of HIV retesting in Viet Nam

1 **Full Title: Impact and cost-effectiveness of frequent HIV re-testing among key populations in Viet**
2 **Nam: a modeling study**

3 **Short Title: Cost-effectiveness of HIV re-testing in Viet Nam**

4 **AUTHORS - TBD**

5 Dylan GREEN^{1,2}, David COOMES^{1,2}, Ruanne V. BARNABAS^{1,2,3}, Monisha SHARMA², Magdalena BARR-
6 DICHARA⁴, Muhammad S. JAMIL⁴, Morkor Newman OWIREDU⁴, Virginia MACDONALD⁵, Van NGUYEN⁶,
7 Son VO HAI⁷, Theodora E. WI^{4,8}, Cheryl JOHNSON^{5,9}, Alison L. DRAKE^{1,2§}

8 **AFFILIATIONS**

- 9 1. University of Washington, Department of Epidemiology, Seattle, WA
10 2. University of Washington, Department of Global Health, Seattle, WA, USA
11 3. University of Washington, Department of Medicine, Seattle, WA, USA
12 4. Global HIV, Hepatitis and STI Programmes, World Health Organization, Geneva, Switzerland
13 5 Headquarters, World Health Organization, Geneva, Switzerland
14 6. Viet Nam Country Office, World Health Organization, Hanoi, Viet Nam
15 7. Viet Nam Authority for HIV/AIDS Prevention and Control, Ministry of Health, Viet Nam
16 8. Division of STD Prevention, Centers for Disease Control and Prevention, Atlanta, GA
17 9. Clinical Research Department, London School of Hygiene and Tropical Medicine, London, United
18 Kingdom

19
20 § Corresponding author: Alison L. Drake
21 325 9th Avenue
22 Box 359909
23 Seattle, WA 98195, USA
24 Phone: 1-206-543-5847
25 Email: adrake2@uw.edu

26 Disclaimer: The views expressed in this manuscript are those of the authors and do not necessarily
27 represent the official position of the World Health Organization or the United States Centers for Disease
28 Control

29 **WORD COUNT**

30 Abstract – 244
31 Manuscript – 2,743

32 **TABLES/FIGURES**

33 2/5

34 **FUNDING SOURCES**

35 World Health Organization

36 **KEYWORDS:**

37 HIV testing, re-testing, cost-effectiveness, key populations, Viet Nam

Cost-effectiveness of HIV retesting in Viet Nam

38 **ABSTRACT**

39 *Background*

40 HIV testing and counseling is a key component of HIV prevention and the entry point into the treatment
41 cascade, which improves for individual clinical outcomes and reduces onward HIV transmission. Current
42 guidelines recommend at least annual testing for key populations. More frequent testing could provide
43 health benefits, but these additional services increase the program the cost-effectiveness is not well-
44 evaluated.

45 *Methods*

46 We used a compartmental mathematical model to simulate the health and economic impact of HIV
47 testing one to four times per year for men who have sex with men, people who inject drugs, and female
48 sex workers in Viet Nam. Model outcomes included costs, HIV infections, HIV-related deaths, and
49 disability-adjusted life years (DALYs) associated with each scenario. We used an opportunity cost-based
50 cost-effectiveness threshold of US \$2,255 per DALY averted, discounted costs and health benefits at 3%
51 annually, and used a time horizon from 2021 to 2030 to calculate incremental cost-effectiveness ratios
52 (ICERs).

53 *Results*

54 Compared to the baseline scenario, more frequent HIV testing was estimated to incrementally avert
55 10.2%, 5.2%, 3.0%, and 1.6% discounted infections for one-, two-, three-, and four-tests per year,
56 respectively. ICERs associated with each scenario ranged from \$464, \$1,190, \$1,762, and \$2,727 per
57 DALY averted for one-, two-, three-, and four-tests per year, respectively.

58 *Conclusions*

59 Increased HIV testing frequency for key populations was projected to avert HIV incidence, mortality, and
60 disability in Viet Nam and was cost-effective. Settings with a similar context should consider strategies
61 on how to optimize retesting among key populations.

Cost-effectiveness of HIV retesting in Viet Nam

62 Background

63 The World Health Organization (WHO) recommends initiation of antiretroviral treatment (ART) for all
64 persons testing positive for HIV regardless of CD4 count and the United Nations Joint Programme on
65 HIV/AIDS (UNAIDS) put forth the 95-95-95 goals which seek to ensure 95% of persons living with HIV are
66 aware of their status, provide ART for 95% of those diagnosed, and maintain viral suppression among
67 95% persons living with HIV on ART by 2030.^{1,2} Although mathematical models of the 95-95-95 goals
68 predict large declines in HIV incidence, empirical estimates of HIV incidence reductions have been less
69 than expected, and that feasibility and costs present challenges in attaining such ambitious targets.³⁻⁷
70 Late diagnosis and delayed ART initiation are key barriers to reaching HIV incidence reduction goals, as
71 acute infections become a larger proportion of total transmission as ART is scaled up.^{4,8}

72 Key populations including men who have sex with men, people who inject drugs, and female sex
73 workers are disproportionately impacted by HIV, comprising over 60% of new HIV infections globally
74 with a lower proportion tested, linked to care, and virally suppressed compared to the general
75 population.⁹⁻¹¹ While data on knowledge of HIV positive status among key populations are limited,
76 UNAIDS estimates of that between 62-67% of key populations living with HIV globally are aware of their
77 status compared to 81% for all persons living with HIV.^{9,12}

78 Current WHO HIV testing guidelines recommend retesting at least annually for key populations.¹³
79 However, the optimal testing frequency for high incidence populations to rapidly diagnose and treat
80 individuals is not well evaluated. More frequent HIV retesting strategies could increase the rate of
81 persons living with HIV diagnosed and initiated on ART, and maybe required to reach the goal of 95% of
82 persons living with HIV aware of their status.¹⁴ However, more frequent testing will also increase
83 program costs through additional commodity procurement, as well as increasing health systems burden,
84 program coordination, and outreach. There are also opportunity costs to consider, as resources
85 allocated to more frequent HIV testing could be used for a competing health need.

86 Viet Nam has a national HIV prevalence of less than 1% in the general population, but prevalence ranges
87 between 3-25% among men who have sex with men, people who inject drugs, and female sex
88 workers.^{15,16} While Viet Nam has made universal ART with financing through its social health insurance
89 scheme and the Global Fund to Fight AIDS, Tuberculosis and Malaria, ART coverage stands at 69%. This
90 suboptimal ART coverage could be due to incomplete linkage to care among the newly diagnosed and
91 loss to follow-up. Another key barrier to universal ART could be a low rate of diagnosis. Furthermore,
92 the HIV funding landscape in Viet Nam has been transitioning from donor to national social health

Cost-effectiveness of HIV retesting in Viet Nam

93 insurance which has a mandate to meet priority health needs including HIV.¹⁷ The cost-effectiveness and
94 impact of health interventions provide evidence for policy makers to support efficient resource
95 allocation. In this study, we modeled the health and economic impact of increased HIV testing frequency
96 in key populations in Viet Nam to identify the most cost-effective frequency for retesting.

97 **Methods**

98 *Setting and Populations*

99 The target populations for this modeling analysis were adults aged 15 and greater who are people who
100 inject drugs, female sex workers, and men who have sex with men in Viet Nam. HIV prevalence ranged
101 from 12.7%, 3.6%, and 10.8% respectively (Table 1).

102 *Model*

103 We used the AIDS Impact Model within the Spectrum software package (v 6.1) to simulate the HIV
104 epidemic in Viet Nam.¹⁸ The model is a deterministic, compartmental mathematical model that
105 simulates HIV transmission vertically from mother-to-child, intravenously via needle sharing, and
106 hetero- and homosexual behavior and estimates HIV incidence, AIDS-related mortality, and disability-
107 adjusted life years (DALYs). DALY estimates are stratified by adults and children, CD4 count (<200 vs
108 ≥ 200 cells/ μ L) and ART use. The model is age- and sex-stratified with compartments for risk groups such
109 as men who have sex with men, people who inject drugs, female sex workers and their clients, and low
110 and medium risk heterosexuals.

111 The model was parameterized with demographic, behavioral, transmission, programmatic,
112 epidemiological and efficacy data from government sources, surveys, surveillance, publicly available
113 reports, databases, and peer-reviewed literature. The model was calibrated to risk group-specific HIV
114 prevalence estimates for 2018-2019, total persons living with HIV, and HIV incidence within 1% of
115 national estimates. We simulated the impact of increasing HIV retesting frequency using the Goals
116 model within Spectrum.

117 *Scenarios*

118 The current national guidelines for HIV testing in Viet Nam recommend testing every six months for key
119 populations. However, current utilization is estimated at approximately 50% testing annually and
120 therefore falls short of that guideline. We use this level as the baseline scenario until 2030 – the time
121 horizon for Viet Nam's national HIV strategic plan.¹⁹ We also simulated model scenarios with more
122 frequent HIV retesting from one- to four-times per year among key populations from 2021 until 2030.

Cost-effectiveness of HIV retesting in Viet Nam

123 HIV testing and retesting has the potential to impact the HIV epidemic in two ways: 1) increasing
124 diagnosis and ART enrollment, and 2) resulting in behavior change including reduced number of sexual
125 partners, increased condom use, and decreased needle sharing. Results of a systematic review of the
126 effects of HIV testing on behavior yielded inconsistent findings, so we focus on the impact of HIV testing
127 on ART enrollment.²⁰ However, data on impact of HIV testing on ART uptake, especially on retesting, is
128 extremely limited. Therefore, we made conservative assumptions on the linkage between testing
129 frequency and ART use. Counterfactual to no increase in HIV testing, we assume that ART coverage
130 meets the targets of the National Strategic Plan in 2025, and then continues to increase at historical
131 averages until 95% coverage is met in 2030, approximately an average increase of 3% per year. We
132 expect ART coverage to increase with scenarios of one-, two-, three-, and four-times per year. We
133 estimate the largest impact of HIV testing on ART scale-up is to occur as one moves from never testing
134 to a single test per year, with a decay in the marginal gains of additional annual tests (Figure 1). We
135 assume that ART use reduces transmission risk by 70% and reduces mortality risk by 80% with an
136 average 12-month retention of 83%.

137 We also assume condoms are 80% efficacious and that use among men who have sex with men is 50%
138 and 80% among female sex workers. We assume 55% of people who inject drugs access needle and
139 syringe exchange. We assume PrEP efficacy is 90% and adherence is 80%, while scale-up and utilization
140 is less than 2% among female sex workers and people who inject drugs. For men who have sex with men
141 we assume PrEP coverage increases to 6% by 2020 and reaches 23% by 2025 (in alignment with targets)
142 and is constant up to 2030.

143 *Costs*

144 Costs were estimated from the provider perspective. We used local data on the personnel,
145 commodities, and transport costs associated with testing and estimate the cost per HIV test at US \$4.50.
146 ART costs were obtained from local sources and included personnel, commodities, clinical follow-up,
147 and laboratory monitoring for an annual cost of US \$285, and we assumed individuals were on ART for
148 an average of 25 years. For estimating net costs, the additional incurred costs due to faster ART scale-up
149 as well as averted costs of ART through infections averted are also considered.

150 We do not assume that all individuals in target key populations get tested, nor do we assume that all
151 available tests are utilized. We assume that 25% of key populations do not get tested annually. We
152 assume that a decreasing proportion of the testing population utilizes additional tests with each
153 scenario. Briefly, we assume 75% of persons would be tested once per year under a one-test per year

Cost-effectiveness of HIV retesting in Viet Nam

154 policy, while 68% would be tested twice under a two-test per year policy, 61% tested three times, and
155 only 55% fully utilizing all four tests under a four-Test annually scenario (Figure 2). This generates an
156 average number of tests per person of 0.5, 0.8, 1.4, 2.0, and 2.6 for Baseline, one, two, three, and four
157 test per year scenarios.

158 *Cost-Effectiveness Estimates, Thresholds, and Sensitivity Analysis*

159 Health impact was measured in disability-adjusted life years (DALYs), infections, and AIDS-related deaths
160 averted and aggregated over the 10-year time horizon. We use disability weights of 0.221, 0.547, and
161 0.053 for persons living with HIV with CD4 counts ≥ 200 cells/ μL , < 200 cells/ μL , and on ART,
162 respectively.²¹ Incremental costs were calculated as the costs of increasing testing frequency, ART costs
163 incurred and averted because of testing. Costs and health benefits were discounted at 3% per year.

164 National Health Technology Assessment guidelines for Viet Nam are currently under development by
165 local authorities. We used an opportunity-cost-based cost-effectiveness threshold, based on a method
166 previously described.²² Briefly, the approach uses an empirical opportunity cost estimate along with a
167 nation's gross domestic product per capita and the value of a statistical life to refine the cost-
168 effectiveness threshold. Using this approach, we considered a threshold of US \$2,255 per DALY averted
169 as cost-effective.

170 We conducted probabilistic sensitivity analyses on the following parameters: testing utilization, testing
171 cost, ART cost, average years on ART, and intervention impact. We conducted 10,000 Monte Carlo
172 simulations with random draws of parameter values across a specified distribution and report the
173 proportion of simulated ICERs beyond our cost-effectiveness thresholds.

174 **Results**

175 *Impact*

176 Under the baseline scenario, we project a total of 43,886 new HIV infections and 14,503 AIDS-related
177 deaths in Viet Nam from 2020 to 2030 (Table 2). We estimate that 3,953 (10.2%), 1,805 (5.2%), 1,002
178 (3.0%), and 498 (1.6%) new infections would be averted under policies of one-, two-, three-, and 4-tests
179 per year, respectively (Figure 3). We estimate discounted AIDS-related deaths would be reduced by 616
180 (4.9%), 296 (2.5%), 166 (1.4%), and 92 (0.8%) for testing one-, two-, three-, and four-times per year,
181 respectively. We further estimate that increased testing policies could avert 38,043, 18,124, 10,002, and
182 5,400 DALYs, respectively.

183 *Costs*

Cost-effectiveness of HIV retesting in Viet Nam

184 At baseline, we estimate HIV testing costs approximately US \$12.3 million. A one-test per year policy
185 would cost an additional US \$18.4 million, while incurring an additional US \$11.5 million in net ART costs
186 from 2020 to 2030. The cost of HIV testing increases almost linearly with each scenario, with some
187 reduction due to less than complete utilization. We estimate testing costs to be US \$35.0 million, US
188 \$49.9 million, and US \$63.4 million for two-, three-, and four-tests per year scenarios, respectively.
189 Conversely, net ART costs decline as treatment scale-up decelerates and additional costs are reduced
190 through HIV infections averted, resulting in net ART costs of US \$4.9 million, US \$2.7 million, and US \$1.3
191 million for two-, three-, and four-tests per year scenarios. In aggregate, incremental testing and
192 treatment costs yield US \$17.6 million, US \$21.6 million, US \$17.6 million, and US \$14.7 million for one-
193 to four-tests per year.

194 *Cost-Effectiveness and Sensitivity Analysis*

195 We estimate the costs per DALY averted to be US \$464, US \$1,190, US \$1,762, and US \$2,727 for one-,
196 two-, three-, and four-tests per year scenarios, respectively. All but the four-test per year scenario ICER
197 estimates are less than the estimated opportunity-cost based threshold of US \$2,255.

198 From our probabilistic sensitivity analysis, we find our results are robust to a large variety of key input
199 parameters (Figure 4). We find that 97% of modeled scenarios for one-test would be cost-effective,
200 while 96%, 99.9%, and 100% of two-, three-, and four-tests per year scenarios are cost-effective from
201 our sensitivity analysis.

202 We focus on cost of HIV testing and treatment, and health impact of increased testing frequency as
203 parameters of uncertainty and present the associated ICERs by scenario (Figure 5). On a univariate basis,
204 impact could fall by 80% and the one-test scenario would remain cost-effective (all else equal).
205 Conversely, with impact estimates held stable, the ICER for the one-test scenario remain cost-effective
206 even if costs increase by 3 times for the (all else equal). In the two-test scenario, latitude of cost-
207 effective decreases to a 50% decrease in impact or 80% increase in cost. Three-test scenario only remain
208 cost-effective if impact does not drop beyond 20% of our estimate and costs do no increase by more
209 than 20%.

210 **Discussion**

211 We estimated the costs and health impact associated with greater HIV testing frequency among high-
212 risk groups in Viet Nam. We found that scaling up more frequent testing among KP could avert a
213 considerable HIV burden in alignment with expectations surrounding disproportionate risk attributed to

Cost-effectiveness of HIV retesting in Viet Nam

214 KP.²³ We estimate between 1.6%-10.2% of HIV infections and 0.8%-4.9% of deaths by 2030 in the whole
215 population for HIV testing one- to four-times per year among KP. Testing one- to four-times per year
216 would cost US \$464-\$2,727 per DALY averted. This health benefit would be achieved by accelerating HIV
217 diagnosis and ART scale-up, as we estimate a policy testing four times per year could reach 95% ART
218 coverage by 2024, rather than 2030 under the status quo testing uptake.

219 Knowledge of HIV status remains a persistent challenge globally, with only 81% of persons living with
220 HIV estimated to know their status, while only 63% and 75% are estimated to know their status in Asia
221 and Eastern Europe, respectively – regions where HIV incidence is disproportionally comprised of key
222 populations like Viet Nam.²⁴ Late presentation (diagnosis with CD4 <200 cells/ μ L) remains common,
223 leading to higher rates of morbidity and mortality, and more downstream transmission. Those
224 diagnosed late cite feeling healthy, stigma or fear, and inconvenience as reasons to delay testing.²⁵
225 Higher uptake along with increased frequency of testing through differentiated testing modalities could
226 further help close the gap to reaching the UNAIDS targets and national targets.¹⁹

227 Recently, community-led HIV self-testing, index testing, and lay provider testing have been found to
228 have high levels of acceptability and uptake and offer further options for individuals in need of HIV
229 testing services.²⁶⁻²⁸ Nevertheless, more frequent HIV testing and faster scale-up of ART alone is unlikely
230 to be sufficient to reach virtual elimination of HIV.²⁹ Other modeling efforts have suggested that even
231 universal ART coverage by 6 months following infection can leave notable levels of residual incidence
232 from transmission during the acute infection period.³⁰ Therefore, further scaling up HIV prevention
233 services, facilitated through increased HIV testing, will have an impact on both HIV prevention and
234 mortality reduction. Inclusion of additional testing modalities such as index and self-testing could build
235 upon this impact.

236 Our study has several limitations. First, there is limited quantitative information on the empirical link
237 between HIV testing frequency and ART uptake. However, we made a conservative assumption about
238 this relationship, and ultimately believe this link is plausible, necessary, and strong. Second, our cost
239 assumptions are based on local government data, and reflect current service delivery modalities,
240 efficiencies, and economies of scale and scope. Future costs of ART may continue to go down, as has
241 been well documented over the past 30 years, however some speculate that we are near the cost floor
242 for treatment.^{31,32} In contrast, HIV testing may get more expensive, as bespoke testing modalities which
243 target individuals not served by existing approaches may be more expensive on a per person basis.
244 Alternatively, more frequent testing could benefit from economies of scale and marginal costs could

Cost-effectiveness of HIV retesting in Viet Nam

245 decrease.³³ Nevertheless, our estimates suggest that more frequent HIV testing would remain cost-
246 effective, even in scenarios where per person testing costs increased by nearly three-fold, implying the
247 normative findings of cost-effectiveness are likely to remain unchanged even if more expensive testing
248 models are needed to increase overall coverage and frequency. Finally, we made assumptions regarding
249 the uptake and utilization of HIV testing services. Preferences on the timing and frequency of HIV testing
250 by population is unknown in the aggregate, and at the individual level could vary tremendously over
251 time. We made conservative assumptions about testing uptake and assume that at least a quarter of the
252 target population may be reluctant to test, irrespective of policy.

253 Progress towards the first 95 of the UNAIDS targets is essential to achieving global and local goals of
254 reducing the health burden and inequity of HIV and maintaining low HIV incidence. We believe that
255 offering more frequent HIV testing services for high-risk populations could be an instrumental, cost-
256 effective, and affordable policy option. Further research should be focused on strategies to meet the
257 preferences of clients' testing frequency, timing, and type, ensure these strategies are of high quality
258 with high levels of linkage and retention, as well establish better empirical estimates of the cost-
259 outcome curve associated with more HIV testing.

Cost-effectiveness of HIV retesting in Viet Nam

260 TABLES AND FIGURES

261 **Table 1.** Summary of key model parameters

Input	Value	Sources and Notes
HIV Prevalence		
Men Who Have Sex with Men	10.8%	HSS+2018 ¹⁵
People Who Inject Drugs	12.7%	HSS+2019 ¹⁶
Female Sex Workers	3.6%	HSS+2018 ¹⁵
ART		
2020 Coverage	69%	AEM TWG
Annual Scale-Up	3.0%	Strategic Plan Targets
Transmission Reduction Efficacy	93%	HPTN 052 ³⁴
Mortality Reduction Efficacy	Varies*	leDEA Consortium ³⁵
Other Prevention		
Condom Efficacy	80%	Cochrane Review ³⁶
Condom Use – Men Who Have Sex with Men	50%	HSS+2018 ¹⁵
Condom Use – Female Sex Workers	80%	HSS+2018 ¹⁵
2020 PrEP Coverage – Men Who Have Sex with Men	6%	Strategic Plan Targets
2025 PrEP Coverage – Men Who Have Sex with Men	23%	Strategic Plan Targets
PrEP Efficacy	90%	PROUD and IPERGAY ^{37,38}
PrEP Adherence	80%	Assumption
Costs		
HIV Lay Test	\$4.50	Expert Opinion
ART	\$285	Expert Opinion
Time Horizon	2020-30	Strategic Plan Timeline
Discount Rate – Costs and Health Benefits	3%	HTA guidelines.

ART, antiretroviral therapy; PrEP, pre-exposure prophylaxis; HSS+, HIV sentinel surveillance; HPTN, HIV prevention trials network; AEM TWG, Asian Epidemic Model Technical Working Group; leDEA, International epidemiology Databases to Evaluate AIDS; HTA, Health Technology Assessment.

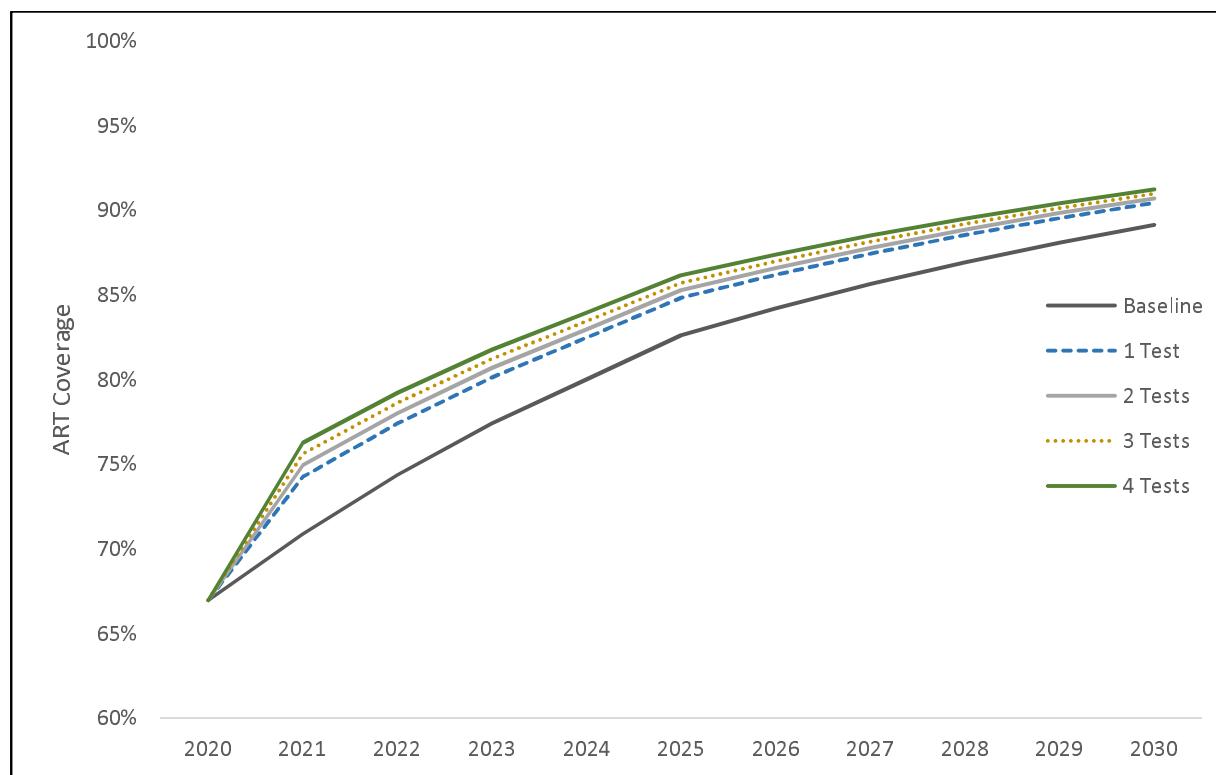
* Mortality reduction due to ART varies by age, CD4 count, and time on ART

262
263
264
265
266
267
268
269
270

Cost-effectiveness of HIV retesting in Viet Nam

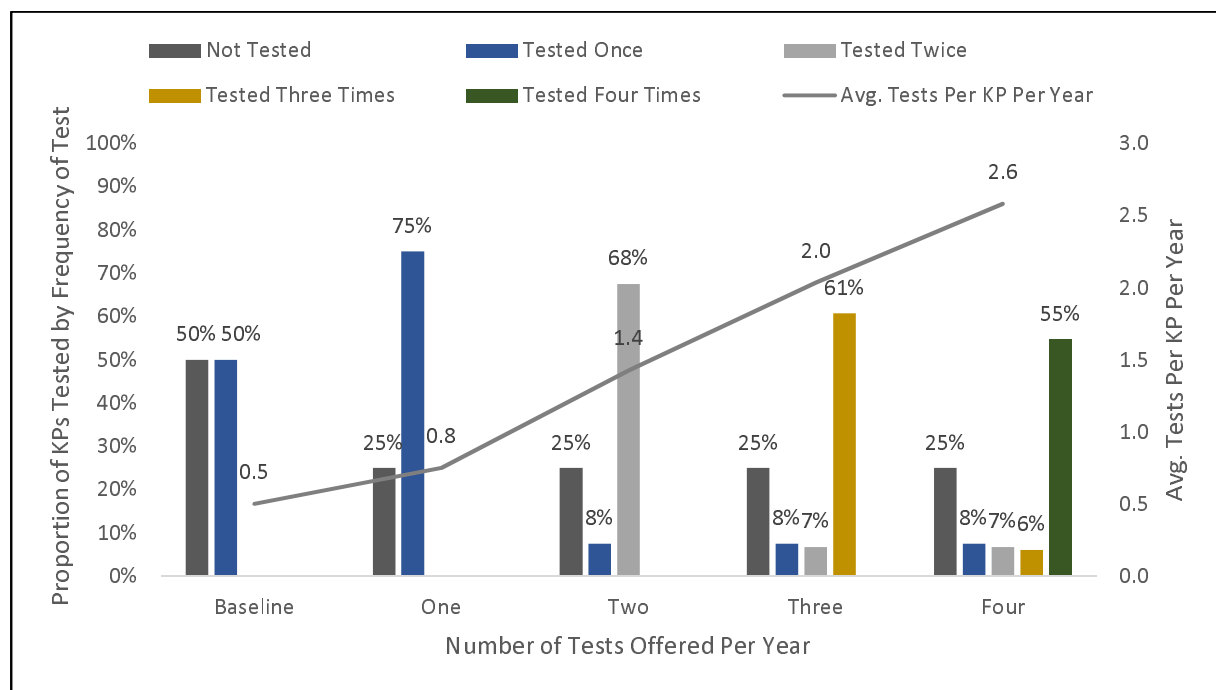
Cost-effectiveness of HIV retesting in Viet Nam

272 **Figure 1:** Assumed ART Scale-Up by HIV Test Policy Scenario



273

274 **Figure 2:** Testing Uptake by Test Frequency and Test Policy Scenario



275

276 KP, key populations.

277

Cost-effectiveness of HIV retesting in Viet Nam

278 **Table 2:** Modeled Infections, Deaths, and DALYs Under Each Test Policy Scenario

	Baseline	1 Test	2 Tests	3 Tests	4 Tests
Impact					
Non-Discounted					
<i>New HIV</i>					
<i>Infections</i>	43,886	39,238	37,198	36,086	35,543
<i>AIDS deaths</i>	14,503	13,753	13,397	13,199	13,090
Discounted					
<i>Averted</i>					
<i>New HIV</i>					
<i>Infections</i>	-	3,953 (10.2%)	1,805 (5.2%)	1,002 (3.0%)	498 (1.6%)
<i>AIDS deaths</i>	-	616 (4.9%)	296 (2.5%)	166 (1.4%)	92 (0.8%)
<i>DALYs</i>	-	38,043	18,124	10,002	5,400
Costs					
Discounted					
<i>Net Costs</i>	\$12,305,781	\$29,968,522	\$40,007,289	\$52,670,052	\$64,704,300
<i>Cost of HIV testing</i>	\$12,305,781	\$18,440,443	\$35,045,088	\$49,981,897	\$63,412,256
<i>Cost of HIV</i>					
<i>Treatment</i>	-	\$11,528,079	\$4,962,201	\$2,688,155	\$1,292,044
<i>Incremental Cost</i>	-	\$17,662,741	\$21,566,846	\$17,624,964	\$14,722,403
ICER Per DALY Averted	-	\$464	\$1,190	\$1,762	\$2,727

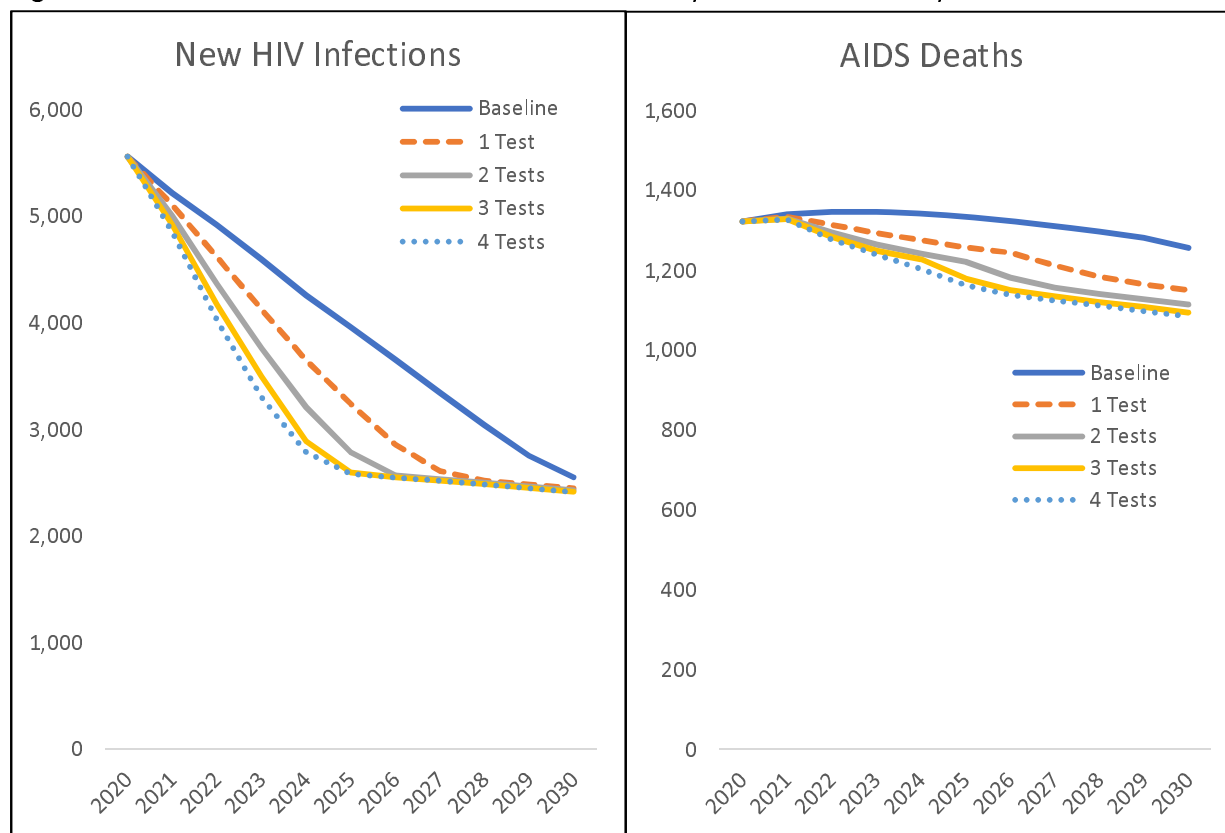
DALY, disability-adjusted life year; ICER, incremental cost-effectiveness ratio.

279

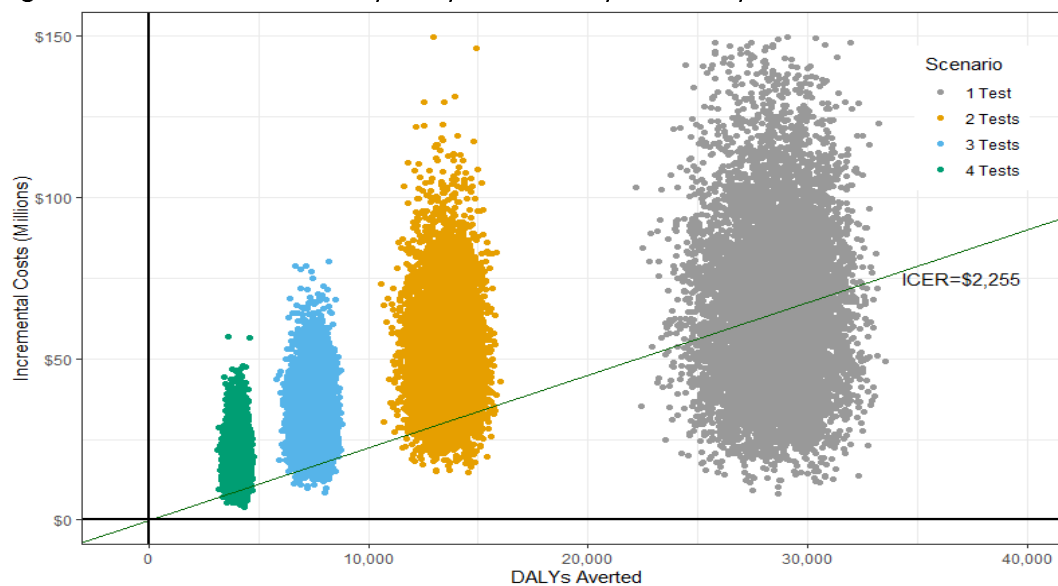
280

Cost-effectiveness of HIV retesting in Viet Nam

281 **Figure 3:** Modeled New HIV Infections and AIDS Deaths by Year and Test Policy Scenario



282
283 **Figure 4:** Probabilistic Sensitivity Analysis Results by Test Policy Scenario



284 DALY, disability-adjusted life year; ICER, incremental cost-effectiveness ratio.
285

Cost-effectiveness of HIV retesting in Viet Nam

6 Figure 5: Two Way Sensitivity of ICER per DALY Averted by Impact, Costs, and Test Policy Scenario

1 Test	Impact															2 Tests	Impact																							
	100%	95%	90%	85%	80%	75%	70%	65%	60%	55%	50%	45%	40%	35%	30%		25%	20%	15%	10%	5%	100%	95%	90%	85%	80%	75%	70%	65%	60%	55%	50%	45%	40%	35%	30%	25%	20%	15%	10%
100%	\$464	\$489	\$516	\$546	\$580	\$619	\$663	\$714	\$774	\$844	\$929	\$1,032	\$1,161	\$1,327	\$1,548	\$1,857	\$2,321	\$3,095	\$4,643	\$9,286	\$1,190	\$1,253	\$1,322	\$1,400	\$1,487	\$1,587	\$1,700	\$1,831	\$1,983	\$2,164	\$2,380	\$2,644	\$2,975	\$3,400	\$3,967	\$4,760	\$5,950	\$7,933	\$11,900	\$23,800
110%	\$511	\$538	\$567	\$601	\$638	\$681	\$730	\$786	\$851	\$929	\$1,021	\$1,135	\$1,277	\$1,459	\$1,702	\$2,043	\$2,554	\$3,405	\$5,107	\$10,214	\$1,309	\$1,378	\$1,454	\$1,540	\$1,636	\$1,745	\$1,870	\$2,014	\$2,182	\$2,380	\$2,618	\$2,909	\$3,372	\$3,740	\$4,363	\$5,236	\$6,545	\$8,727	\$13,090	\$26,180
120%	\$557	\$586	\$619	\$655	\$696	\$743	\$796	\$857	\$929	\$1,013	\$1,114	\$1,238	\$1,393	\$1,592	\$1,857	\$2,229	\$2,786	\$3,714	\$5,571	\$11,143	\$1,428	\$1,503	\$1,587	\$1,680	\$1,785	\$1,904	\$2,040	\$2,197	\$2,380	\$2,596	\$2,856	\$3,173	\$3,570	\$4,080	\$4,760	\$5,712	\$7,140	\$9,320	\$14,280	\$28,560
130%	\$604	\$635	\$671	\$710	\$754	\$805	\$862	\$929	\$1,006	\$1,097	\$1,207	\$1,341	\$1,509	\$1,724	\$2,012	\$2,414	\$3,018	\$4,024	\$6,036	\$12,071	\$1,547	\$1,628	\$1,719	\$1,820	\$1,934	\$2,063	\$2,210	\$2,380	\$2,578	\$2,813	\$3,094	\$3,438	\$3,867	\$4,420	\$5,187	\$6,188	\$7,735	\$10,313	\$15,470	\$30,940
140%	\$650	\$684	\$722	\$765	\$812	\$867	\$929	\$1,000	\$1,083	\$1,182	\$1,300	\$1,444	\$1,625	\$1,857	\$2,167	\$2,600	\$3,350	\$4,333	\$6,500	\$13,000	\$1,666	\$1,754	\$1,851	\$1,960	\$2,082	\$2,221	\$2,380	\$2,563	\$2,777	\$3,029	\$3,332	\$3,702	\$4,165	\$4,760	\$5,553	\$6,664	\$8,330	\$11,107	\$16,660	\$33,320
150%	\$696	\$733	\$774	\$819	\$871	\$929	\$995	\$1,071	\$1,161	\$1,266	\$1,393	\$1,548	\$1,741	\$1,990	\$2,321	\$2,786	\$3,482	\$4,643	\$6,964	\$13,928	\$1,785	\$1,879	\$1,983	\$2,100	\$2,231	\$2,380	\$2,550	\$2,746	\$2,975	\$3,245	\$3,570	\$3,967	\$4,462	\$5,100	\$5,950	\$7,140	\$8,925	\$11,900	\$17,850	\$35,700
160%	\$743	\$782	\$825	\$874	\$929	\$990	\$1,061	\$1,143	\$1,238	\$1,351	\$1,486	\$1,651	\$1,857	\$2,122	\$2,476	\$2,971	\$3,714	\$4,952	\$7,429	\$14,857	\$1,904	\$2,004	\$2,116	\$2,240	\$2,380	\$2,539	\$2,720	\$2,929	\$3,173	\$3,462	\$3,808	\$4,231	\$4,760	\$5,440	\$6,347	\$7,616	\$9,520	\$12,669	\$19,040	\$38,080
170%	\$789	\$831	\$877	\$929	\$987	\$1,052	\$1,128	\$1,214	\$1,315	\$1,435	\$1,579	\$1,754	\$1,973	\$2,255	\$2,631	\$3,157	\$3,946	\$5,262	\$7,893	\$15,786	\$2,023	\$2,129	\$2,248	\$2,380	\$2,529	\$2,697	\$2,890	\$3,112	\$3,372	\$3,678	\$4,046	\$4,496	\$5,097	\$5,780	\$6,743	\$8,092	\$10,115	\$13,487	\$20,230	\$40,460
180%	\$836	\$880	\$929	\$983	\$1,045	\$1,114	\$1,194	\$1,286	\$1,393	\$1,519	\$1,671	\$1,857	\$2,079	\$2,388	\$2,786	\$3,343	\$4,179	\$5,571	\$8,357	\$16,714	\$2,142	\$2,255	\$2,380	\$2,520	\$2,677	\$2,856	\$3,060	\$3,295	\$3,570	\$3,895	\$4,284	\$4,760	\$5,355	\$6,120	\$7,140	\$8,568	\$10,710	\$14,280	\$21,420	\$42,840
190%	\$882	\$929	\$980	\$1,038	\$1,103	\$1,176	\$1,260	\$1,363	\$1,476	\$1,604	\$1,764	\$1,960	\$2,205	\$2,520	\$2,940	\$3,529	\$4,411	\$5,881	\$8,812	\$17,643	\$2,261	\$2,380	\$2,512	\$2,660	\$2,826	\$3,015	\$3,230	\$3,478	\$3,768	\$4,111	\$4,522	\$5,024	\$5,652	\$6,460	\$7,537	\$9,044	\$11,305	\$15,073	\$22,610	\$45,220
200%	\$929	\$977	\$1,032	\$1,092	\$1,161	\$1,238	\$1,327	\$1,429	\$1,548	\$1,688	\$1,857	\$2,063	\$2,321	\$2,653	\$3,095	\$3,714	\$4,643	\$6,190	\$9,286	\$18,571	\$2,380	\$2,505	\$2,644	\$2,800	\$2,975	\$3,173	\$3,400	\$3,662	\$3,967	\$4,327	\$4,760	\$5,289	\$5,950	\$6,800	\$7,933	\$9,520	\$11,900	\$15,867	\$23,800	\$47,600
210%	\$975	\$1,026	\$1,083	\$1,147	\$1,219	\$1,300	\$1,393	\$1,500	\$1,625	\$1,773	\$1,950	\$2,167	\$2,437	\$2,786	\$3,250	\$3,900	\$4,875	\$6,500	\$9,750	\$19,500	\$2,499	\$2,631	\$2,777	\$2,940	\$3,124	\$3,332	\$3,570	\$3,845	\$4,165	\$4,544	\$4,998	\$5,553	\$6,247	\$7,140	\$8,330	\$9,996	\$12,495	\$16,660	\$24,900	\$49,800
220%	\$1,021	\$1,075	\$1,135	\$1,202	\$1,277	\$1,362	\$1,459	\$1,571	\$1,702	\$1,857	\$2,043	\$2,270	\$2,554	\$2,918	\$3,405	\$4,086	\$5,107	\$6,809	\$10,214	\$20,428	\$2,618	\$2,756	\$2,909	\$3,080	\$3,272	\$3,491	\$3,740	\$4,028	\$4,363	\$4,760	\$5,236	\$5,818	\$6,545	\$7,480	\$8,727	\$10,472	\$13,090	\$17,453	\$26,180	\$52,360
230%	\$1,068	\$1,124	\$1,186	\$1,256	\$1,335	\$1,424	\$1,525	\$1,643	\$1,780	\$1,942	\$2,126	\$2,373	\$2,720	\$3,205	\$3,559	\$4,271	\$5,339	\$7,119	\$10,678	\$21,357	\$2,737	\$2,881	\$3,041	\$3,220	\$3,411	\$3,649	\$3,910	\$4,211	\$4,562	\$4,976	\$5,474	\$6,082	\$6,842	\$7,820	\$9,123	\$10,948	\$13,685	\$18,247	\$27,370	\$54,740
240%	\$1,114	\$1,173	\$1,238	\$1,311	\$1,393	\$1,486	\$1,592	\$1,714	\$1,857	\$2,026	\$2,229	\$2,476	\$2,786	\$3,184	\$3,714	\$4,457	\$5,571	\$7,429	\$11,143	\$22,286	\$2,856	\$3,006	\$3,173	\$3,360	\$3,570	\$3,808	\$4,080	\$4,394	\$4,760	\$5,193	\$5,712	\$6,347	\$7,140	\$8,160	\$9,520	\$11,424	\$14,280	\$19,040	\$28,560	\$57,120
250%	\$1,161	\$1,222	\$1,290	\$1,366	\$1,451	\$1,548	\$1,658	\$1,786	\$1,935	\$2,110	\$2,321	\$2,579	\$2,902	\$3,316	\$3,869	\$4,643	\$5,804	\$7,738	\$11,607	\$23,214	\$2,975	\$3,132	\$3,306	\$3,500	\$3,719	\$3,967	\$4,250	\$4,577	\$4,958	\$5,409	\$5,950	\$6,611	\$7,437	\$8,500	\$9,910	\$11,900	\$14,870	\$19,833	\$29,750	\$59,500
260%	\$1,207	\$1,271	\$1,341	\$1,420	\$1,509	\$1,610	\$1,724	\$1,857	\$2,012	\$2,195	\$2,414	\$2,683	\$3,018	\$3,449	\$4,024	\$4,829	\$6,036	\$8,048	\$12,071	\$24,143	\$3,094	\$3,257	\$3,438	\$3,640	\$3,867	\$4,125	\$4,420	\$4,760	\$5,157	\$5,625	\$6,188	\$6,875	\$7,735	\$8,840	\$10,313	\$12,376	\$15,472	\$20,626	\$30,940	\$61,879
270%	\$1,254	\$1,320	\$1,393	\$1,475	\$1,567	\$1,671	\$1,791	\$1,929	\$2,089	\$2,279	\$2,507	\$2,786	\$3,134	\$3,582	\$4,179	\$5,014	\$6,268	\$8,357	\$12,536	\$25,071	\$3,213	\$3,382	\$3,570	\$3,780	\$4,016	\$4,284	\$4,590	\$4,943	\$5,355	\$5,842	\$6,426	\$7,140	\$8,032	\$9,180	\$10,710	\$12,852	\$16,065	\$21,213	\$33,320	\$66,639
280%	\$1,300	\$1,368	\$1,444	\$1,529	\$1,625	\$1,733	\$1,857	\$2,000	\$2,167	\$2,364	\$2,600	\$2,889	\$3,250	\$3,714	\$4,333	\$5,200	\$6,500	\$8,667	\$13,000	\$26,000	\$3,332	\$3,507	\$3,702	\$3,920	\$4,165	\$4,443	\$4,760	\$5,126	\$5,553	\$6,058	\$6,664	\$7,404	\$8,330	\$9,520	\$11,107	\$13,328	\$16,660	\$22,213	\$33,320	\$66,639
290%	\$1,346	\$1,417	\$1,496	\$1,584	\$1,683	\$1,795	\$1,923	\$2,071	\$2,244	\$2,448	\$2,693	\$2,992	\$3,366	\$3,847	\$4,488	\$5,386	\$6,732	\$8,976	\$13,464	\$26,928	\$3,451	\$3,633	\$3,834	\$4,060	\$4,314	\$4,601	\$4,930	\$5,309	\$5,752	\$6,274	\$6,902	\$7,669	\$8,627	\$9,860	\$11,503	\$13,804	\$17,255	\$23,006	\$34,510	\$69,019
300%	\$1,393	\$1,466	\$1,548	\$1,639	\$1,741	\$1,857	\$1,990	\$2,143	\$2,321	\$2,532	\$2,786	\$3,095	\$3,482	\$3,980	\$4,643	\$5,571	\$6,964	\$9,286	\$13,928	\$27,857	\$3,570	\$3,758	\$3,967	\$4,200	\$4,462	\$4,760	\$5,100	\$5,492	\$5,950	\$6,491	\$7,140	\$7,933	\$8,925	\$10,200	\$11,900	\$14,280	\$17,850	\$23,800	\$35,700	\$71,399

7 8 DALY, disability-adjusted life year; ICER, incremental cost-effectiveness ratio.

Cost-effectiveness of HIV retesting in Viet Nam

References

1. World Health Organization. *Consolidated Guidelines on the Use of Antiretroviral Drugs for Treating and Preventing HIV Infection.*; 2016. doi:10.1017/CBO9781107415324.004
2. UNAIDS. *90-90-90 An Ambitious Treatment Target to Help End the AIDS Epidemic.*; 2016. Accessed December 12, 2017. http://www.unaids.org/sites/default/files/media_asset/90-90-90_en.pdf
3. Granich RM, Gilks CF, Dye C, De Cock KM, Williams BG. Universal voluntary HIV testing with immediate antiretroviral therapy as a strategy for elimination of HIV transmission: a mathematical model. *Lancet*. 2009;373(9657):48-57. doi:10.1016/S0140-6736(08)61697-9
4. Abdool Karim SS. HIV-1 Epidemic Control — Insights from Test-and-Treat Trials. *N Engl J Med*. 2019;381(3):286-288. doi:10.1056/nejme1907279
5. Kates J, Wexler A, Dieleman J, Moses M, Stover J. The cost of reaching the 90–90–90 targets. *Curr Opin HIV AIDS*. 2019;14(6):509-513. doi:10.1097/COH.0000000000000581
6. de Bree GJ, van Sighem A, Zuilhof W, et al. Is reaching 90–90–90 enough to end AIDS? Lessons from Amsterdam. *Curr Opin HIV AIDS*. 2019;14(6):455-463. doi:10.1097/COH.0000000000000586
7. Dimitrov, D; Moore, JR; Donnell DJ; Boily M. ACHIEVING 95-95-95 MAY NOT BE ENOUGH TO END THE AIDS EPIDEMIC IN SOUTH AFRICA. Conference on Retroviruses and Opportunistic Infections. Published 2020. Accessed April 13, 2021. <https://www.croiconference.org/abstract/achieving-95-95-95-may-not-be-enough-to-end-the-aids-epidemic-in-south-africa/>
8. Akullian A, Bershteyn A, Jewell B, Camlin CS. The missing 27%. *AIDS*. 2017;31(17):2427-2429. doi:10.1097/QAD.0000000000001638
9. UNAIDS. *Tackling Entrenched Inequalities to End Epidemics.*; 2020.
10. Hakim AJ, MacDonald V, Hladik W, et al. Gaps and opportunities: measuring the key population cascade through surveys and services to guide the HIV response. *J Int AIDS Soc*. 2018;21(Suppl Suppl 5):e25119. doi:10.1002/jia2.25119
11. Boothe MAS, Sathane I, Baltazar CS, et al. Low engagement in HIV services and progress through the treatment cascade among key populations living with HIV in Mozambique: alarming gaps in knowledge of status. *BMC Public Health*. 2021;21(1):146. doi:10.1186/s12889-020-10039-2
12. Giguère K, Eaton JW, Marsh K, et al. Trends in knowledge of HIV status and efficiency of HIV testing services in sub-Saharan Africa, 2000–20: a modelling study using survey and HIV testing programme data. *Lancet HIV*. 2021;0(0). doi:10.1016/s2352-3018(20)30315-5
13. The World Health Organization. *Consolidated Guidelines on HIV Testing Services.*; 2015.
14. Scott N, Stovové M, Kelly SL, Wilson DP, Hellard ME. Achieving 90–90–90 Human Immunodeficiency Virus (HIV) Targets Will Not Be Enough to Achieve the HIV Incidence Reduction Target in Australia. *Clin Infect Dis*. 2018;66(7):1019-1026. doi:10.1093/cid/cix939
15. Vietnam Administration of HIV/AIDS Control (VAAC). *HIV Sentinel Surveillance (HSS).*; 2018.
16. Vietnam Administration of HIV/AIDS Control (VAAC). *HIV Sentinel Surveillance (HSS).*; 2019.
17. Le QN, Blizzard L, Si L, Giang LT, Neil AL. The evolution of social health insurance in Vietnam and its role towards achieving universal health coverage. *Heal Policy OPEN*. 2020;1:100011. doi:10.1016/J.HPOPEN.2020.100011
18. Stover J, Brown T, Puckett R, Peerapatanapokin W. Updates to the Spectrum/Estimations and Projections Package model for estimating trends and current values for key HIV indicators. *AIDS*. 2017;31:S5-S11. doi:10.1097/QAD.0000000000001322
19. Government of Viet Nam. *National Strategy to End the AIDS Epidemic by 2030.*; 2020.
20. Tiwari R, Wang J, Han H, et al. Sexual behaviour change following HIV testing services: a systematic review and meta-analysis. *J Int AIDS Soc*. 2020;23(11). doi:10.1002/jia2.25635
21. Salomon JA, Haagsma JA, Davis A, et al. Disability weights for the Global Burden of Disease 2013 study. *Lancet Glob Heal*.

Cost-effectiveness of HIV retesting in Viet Nam

- 32 2015;3(11):e712-e723. doi:10.1016/S2214-109X(15)00069-8
- 33 22. Woods B, Revill P, Sculpher M, Claxton K. Country-Level Cost-Effectiveness Thresholds: Initial Estimates and the Need for
34 Further Research. *Value Heal*. 2016;19(8):929-935. doi:10.1016/j.jval.2016.02.017
- 35 23. Mishra S, Baral SD. Rethinking the population attributable fraction for infectious diseases. *Lancet Infect Dis*. 2020;20(2):155-
36 157. doi:10.1016/S1473-3099(19)30618-8/ATTACHMENT/06481743-F9A5-4202-B6EA-72AC811FB588/MMC1.PDF
- 37 24. UNAIDS. AIDSinfo | UNAIDS. Accessed February 11, 2018. <http://aidsinfo.unaids.org/>
- 38 25. Rangarajan S, Tram HNB, Todd CS, et al. Risk Factors for Delayed Entrance into Care after Diagnosis among Patients with
39 Late-Stage HIV Disease in Southern Vietnam. Clark JL, ed. *PLoS One*. 2014;9(10):e108939. doi:10.1371/journal.pone.0108939
- 40 26. Green K. HIV self-testing in Viet Nam: from pilot to program. In: *International AIDS Society Conference on HIV Science*. ; 2019.
41 https://www.iasociety.org/Web/WebContent/File/EduFund/Malaysia/08_KGreen.pdf
- 42 27. Nguyen VTT, Phan HTT, Kato M, et al. Community-led HIV testing services including HIV self-testing and assisted partner
43 notification services in Vietnam: lessons from a pilot study in a concentrated epidemic setting. *J Int AIDS Soc*. 2019;22(S3).
44 doi:10.1002/jia2.25301
- 45 28. Vu BN, Green KE, Thi Thu Phan H, et al. Lay provider HIV testing: A promising strategy to reach the undiagnosed key
46 populations in Vietnam. Moise IK, ed. *PLoS One*. 2018;13(12):e0210063. doi:10.1371/journal.pone.0210063
- 47 29. Meisner J, Roberts DA, Rodriguez P, et al. Optimizing HIV retesting during pregnancy and postpartum in four countries: a
48 cost-effectiveness analysis. *J Int AIDS Soc*. 2021;24(4):e25686. doi:10.1002/jia2.25686
- 49 30. Akullian A, Morrison M, Garnett GP, et al. The effect of 90-90-90 on HIV-1 incidence and mortality in eSwatini: a
50 mathematical modelling study. *Lancet HIV*. 2020;7(5):e348-e358. doi:10.1016/S2352-3018(19)30436-9
- 51 31. Perriens JH, Habiyambere V, Dongmo-Nguimfack B, Hirnschall G. Prices paid for adult and paediatric antiretroviral treatment
52 by low- and middle-income countries in 2012: High, low or just right? *Antivir Ther*. 2014;19:39-47. doi:10.3851/IMP2899
- 53 32. Nakakeeto ON, Elliott B V. Antiretrovirals for low income countries: An analysis of the commercial viability of a highly
54 competitive market. *Global Health*. 2013;9(1). doi:10.1186/1744-8603-9-6
- 55 33. Suwanthawornkul T, Praditsitthikorn N, Kulpeng W, Haasis MA, Guerrero AM, Teerawattananon Y. Incorporating economies
56 of scale in the cost estimation in economic evaluation of PCV and HPV vaccination programmes in the Philippines: a game
57 changer? *Cost Eff Resour Alloc*. 2018;16(1). doi:10.1186/S12962-018-0087-X
- 58 34. Cohen MS, Chen YQ, McCauley M, et al. Antiretroviral Therapy for the Prevention of HIV-1 Transmission. *N Engl J Med*.
59 2016;375(9):830-839. doi:10.1056/NEJMoa1600693
- 50 35. Johnson LF, Anderegg N, Zaniewski E, et al. Global variations in mortality in adults after initiating antiretroviral treatment: An
51 updated analysis of the International epidemiology Databases to Evaluate AIDS cohort collaboration. *AIDS*. 2019;33(Suppl
52 3):S283-S294. doi:10.1097/QAD.0000000000002358
- 53 36. Weller SC, Davis-Beaty K. Condom effectiveness in reducing heterosexual HIV transmission. *Cochrane Database Syst Rev*.
54 2002;(1). doi:10.1002/14651858.cd003255
- 55 37. McCormack S, Dunn DT, Desai M, et al. Pre-exposure prophylaxis to prevent the acquisition of HIV-1 infection (PROUD):
56 Effectiveness results from the pilot phase of a pragmatic open-label randomised trial. *Lancet*. 2016;387(10013):53-60.
57 doi:10.1016/S0140-6736(15)00056-2
- 58 38. Molina J-M, Capitant C, Spire B, et al. On-Demand Preexposure Prophylaxis in Men at High Risk for HIV-1 Infection. *N Engl J*
59 *Med*. 2015;373(23):2237-2246. doi:10.1056/NEJMoa1506273