

1 **Optimizing antibiotic use in Indonesia: a systematic review and synthesis of current**
2 **evidence to inform opportunities for intervention**

3

4 **Authors**

5 Ralalicia Limato^{1,2}, Gilbert Lazarus^{1,3}, Puck Dernison^{1,4}, Manzilina Mudia¹, Monik Alamanda¹, Erni
6 J. Nelwan^{3,5}, Robert Sinto^{3,5}, Anis Karuniawati^{3,6}, H. Rogier van Doorn^{2,7}, Raph L. Hamers^{1,2*}

7

8 **Affiliations**

9 1. Eijkman-Oxford Clinical Research Unit, Jakarta, Indonesia

10 2. Centre for Tropical Medicine and Global Health, Nuffield Department of Medicine, University of
11 Oxford, Oxford, UK

12 3. Faculty of Medicine, Universitas Indonesia, Jakarta, Indonesia

13 4. Faculty of Health Sciences, Radboud University Medical Centre, Nijmegen, The Netherlands

14 5. Department of Internal Medicine, Division of Infectious Diseases, Cipto Mangunkusumo
15 National General Hospital, Jakarta, Indonesia

16 6. Cipto Mangunkusumo National General Hospital, Jakarta, Indonesia

17 7. Oxford University Clinical Research Unit, Hanoi, Vietnam

18

19 *** Corresponding author**

20 Raph L. Hamers MD PhD

21 Email : raph.hamers@ndm.ox.ac.uk

22 Phone : +62 21 31900971

23 **Word count** 4650; **References** 158; **Inserts:** Figures 4; Tables 2; **Supplementary file:** Figures
24 15; Tables 8

25 **PROSPERO registration number:** CRD42019134641

26 **ABSTRACT**

27

28 **Introduction** A major driver of antimicrobial resistance (AMR) and poor clinical outcomes is
29 suboptimal antibiotic use, although data are lacking in low-resource settings. We reviewed studies
30 on systemic antibiotic use (WHO ATC/DDD category J01) for human health in Indonesia, and
31 synthesized available evidence to identify opportunities for intervention.

32 **Methods** We systematically searched five international and national databases for eligible peer-
33 reviewed articles, in English and Indonesian, published between 1 January 2000 and 1 June 2021
34 including: 1) antibiotic consumption; 2) prescribing appropriateness; 3) antimicrobial stewardship
35 (AMS); 4) perceptions among consumers and providers. Two independent reviewers included
36 studies and extracted data. Study-level data were summarized using random-effects model meta-
37 analysis for consumption and prescribing appropriateness, effect direction analysis for AMS
38 interventions, and qualitative synthesis for perception surveys. (PROSPERO CRD42019134641)

39 **Results** Of 9323 search hits, we included 100 reports on antibiotic consumption (20), prescribing
40 appropriateness (49), AMS (13), and/or perception (25) (8 categorized in >1 domain). The pooled
41 estimate of overall antibiotic consumption was 110.1 DDD/100 patient-days (95%CI98.5-121.6),
42 with ceftriaxone, ampicillin and levofloxacin being most consumed. Pooled estimates for overall
43 appropriate prescribing (according to Gyssens method) were 33.5% (95%CI18.1-53.4%) in
44 hospitals and 49.4% (95%CI23.7-75.4%) in primary care. Pooled estimates for appropriate
45 prescribing (according to reference guidelines) were, in hospitals, 99.7% (95%CI97.4-100%) for
46 indication, 84.9% (95%CI38.5-98.0%) for drug choice, and 6.1% (95%CI0.2-63.2%) for overall
47 appropriateness, and, in primary care, 98.9% (95%CI60.9-100%) for indication, 82.6%
48 (95%CI50.5%-95.7%) for drug choice and 10.5% (95%CI0.8-62.6%) for overall appropriateness.
49 The few AMS intervention studies conducted to date suggested potential to reduce antibiotic
50 consumption and improve prescribing appropriateness. Key themes identified in perception
51 surveys were lack of antibiotic knowledge among consumers and non-prescription antibiotic self-
52 medication.

53 **Conclusions** Context-specific strategies are urgently needed to improve rational antibiotic use in
54 Indonesian hospitals and communities, with critical evidence gaps concerning private and informal
55 health providers.

56

57 **Key words:** antibiotic use; antibiotic consumption; antibiotic stewardship; Indonesia; systematic
58 review; meta-analysis

59 **KEY QUESTIONS**

60

61 **What is already known?**

- 62 • Indonesia is a potential AMR hotspot, where, based on pharmaceutical sales data, antibiotic
63 consumption increased 2.5-fold between 2000 and 2015, mostly driven by broad-spectrum
64 penicillins, fluoroquinolones and cephalosporins.
- 65 • Representative contemporary data on antibiotic use are lacking, although anecdotal data
66 suggest antibiotic overuse in the healthcare system, widespread over-the-counter use in
67 communities, and high rates of AMR mostly among common Gram-negative bacteria.
- 68 • A comprehensive review on antibiotic use in human health in Indonesia has not been
69 conducted to date.

70 **What are the new findings?**

- 71 • Available data spanning the past 20 years, suggested that only 34% and 49% of antibiotics
72 were appropriately prescribed in hospital and primary care settings, respectively, although the
73 quality of the evidence was low.
- 74 • Publications evaluating AMS interventions have been sparse to date, demonstrating the need
75 to strengthen the local research base to develop context-specific and sustainable AMS
76 models.
- 77 • Community surveys suggested important gaps in antibiotic knowledge, and that non-
78 prescription antibiotic self-medication is common practice, although data to quantify this
79 problem and its drivers are lacking.

80 **What do the new findings imply?**

- 81 • Available evidence synthesised in this Review provides important insights in the magnitude
82 and patterns of antibiotic use, and associated patient and health system factors, which helps
83 define opportunities for optimising responsible antibiotic use.
- 84 • Critical evidence gaps exist on informal and formal private health care providers, geographic
85 areas outside of Java Island, as well as effective AMS models that consider country-specific
86 socio-cultural, economic and political circumstances.

- 87 • Optimization of antimicrobial use as a means to tackle AMR should be a priority of the national
88 agenda for universal health coverage.

89 INTRODUCTION

90

91 The global rise in antimicrobial resistance (AMR) is considered one of the greatest public health
92 threats worldwide, with a disproportionate impact in low- and middle-income countries (LMIC).¹ A
93 recent global analysis estimated that AMR was directly responsible for 1.27 million deaths and
94 played a part in 4.95 million deaths in 2019.¹ One of the major drivers of antimicrobial resistance
95 (AMR) is antibiotic use, including their overuse and misuse, for human health.^{2,3} In low-resource
96 settings, lack of access to quality health care, vaccination, safe water and sanitation, leave many
97 people vulnerable to infection and dependent on antibiotics for treatment, with their use largely
98 unregulated. At the same time, access to life-saving drugs targeting the emerging resistant
99 pathogens remains an issue in many settings. Globally, during the past decade concerted efforts
100 have been made to develop strategies to preserve the effectiveness of existing antibiotic agents,
101 although this has been partially set back because of the COVID-19 pandemic.⁴

102

103 Indonesia is a lower-middle-income country in Southeast Asia with the world's fourth largest
104 population (274 million), and socio-economic conditions and health indicators vary widely across
105 the archipelago. More than 55% of the population is concentrated on Java Island, which
106 contributes around 59% to the national economy and has the best developed health
107 infrastructure.⁵ Based on pharmaceutical sales data between 2000 and 2015, Indonesia ranks
108 among the greatest risers in antibiotic consumption (29th of 76 countries).³ A range of complex
109 factors, including variable access to quality health care, persistently high infectious disease
110 burdens,⁶ and weakly enforced antibiotic policies, render Indonesia particularly vulnerable to
111 AMR.⁵⁻⁷ The implementation of the National Action Plan for AMR, launched in 2017^{8,9} has been
112 hindered due to, among other factors, a limited evidence base of AMR epidemiology, antibiotic
113 utilisation and rational prescribing practices.⁷

114

115 We systematically reviewed the scientific literature on antibiotic use for human health, in both
116 hospital and primary care settings, in Indonesia spanning the past 20 years. This Review focused
117 on four key domains: 1) antibiotic consumption; 2) appropriateness of antibiotic prescribing; 3)

118 AMS interventions; 4) knowledge, attitudes and perceptions among consumers and providers. This
119 Review also reflects on current progress in the National Action Plan for AMR, and defines
120 evidence gaps and context-specific priorities for action.

121 **METHODS**

122

123 **Search strategy and selection criteria**

124 This systematic review was reported according to the Preferred Reporting Items for Systematic
125 Reviews and Meta-analyses (PRISMA) 2020 guidelines.¹⁰ A detailed protocol has been
126 prospectively registered in the PROSPERO database (CRD42019134641). Data for this
127 systematic review were identified through the screening of five international (PubMed, EMBASE
128 and Google Scholar) and national (Garuda [Garba Rujukan Digital] and Neliti) electronic
129 bibliographic databases. Reference screening was used to identify additional relevant papers. The
130 review was limited to antibacterials for systematic human use (J01 category in WHO ATC/DDD
131 index). Only peer-reviewed original articles published in English or Indonesian between 1 January
132 2000 and 1 June 2021 were included. Search terms covered all domains of this Review and
133 combined Indonesia, antibiotic, antimicrobial, consumption, prescription, dispensing and
134 stewardship. Full search terms are listed in **Table S1**. We did not contact study authors.

135

136 We included original papers reporting on one or more of the following domains:

- 137 1. Antibiotic consumption: estimates of antibiotic utilization in adults expressed as defined daily
138 dose (DDD) normalized to 100 patient-days (inpatients) or inhabitant-days (outpatients) (or
139 with alternative units of measure that could be converted). DDD is defined as the assumed
140 average maintenance drug dose per day for its main indication in adults as established by the
141 WHO Collaborating Centre for Drug Statistics and Methodology. For this review, we extracted
142 data on the top-15 antibiotics with the highest DDDs (defined as the top-3 antibiotics reported
143 in at least two studies) and grouped them according to the WHO AwaRe (Access, Watch, and
144 Reserve) classification.¹¹ We excluded paediatric studies because most studies incorrectly
145 used DDD (not suitable for children) rather than days of therapy (DOT).
- 146 2. Appropriateness of antibiotic prescribing for treatment or prophylaxis: a) drug prescription
147 audits using Gyssens method,^{12,13} i.e., an expert panel (of at least two reviewers)
148 retrospectively evaluates each antibiotic prescription (based on available clinical and
149 microbiological data in the medical record and local guidelines) by sequentially categorizing six

150 indicators: (vi) insufficient data; (v) antibiotic is not indicated; (iv) alternative antibiotic is
151 available that is (iv-a) more effective, (iv-b) less toxic, (iv-c) less costly, (iv-d) has narrower
152 spectrum; (iii) inappropriate duration, (iii-a) either too long, (iii-b) or too short; incorrect (ii-a)
153 dose, (ii-b) interval, (ii-c) route; (i) incorrect timing; and (0) appropriate use; b) studies that
154 assessed antibiotic prescriptions according to named reference guideline(s), based on the
155 following eight pre-defined indicators: no contra-indication or allergy label, indication, drug
156 choice, dose, frequency, duration, route of administration, and overall rational use. We
157 included in this category relevant indicators collected as part of point prevalence surveys (e.g.,
158 GLOBAL-PPS, WHO).

159 3. AMS interventions: intervention studies with a clearly described pre-post or (quasi-)
160 experimental design and outcome measures.

161 4. Knowledge, attitudes and perceptions (KAP): questionnaire-based surveys on knowledge,
162 attitude and/or practice of antibiotic use among consumers and/or providers.

163

164 We excluded non-human studies; studies exclusively describing other (non-J01) drugs; describing
165 or comparing the effectiveness, cost, quality and/or molecular profiles of antibiotics; exclusively
166 targeting particular diagnoses and its treatment; and studies of which the full text could not be
167 accessed. Because the included studies were mostly neither randomised controlled studies nor
168 comparative studies, traditional methods for assessment of risk of bias were not applicable. To
169 ensure quality, we excluded studies that did not report an essential set of STROBE checklist core
170 items,¹⁴ or did not fulfil additional criteria (**Table S2**). All steps in this systematic literature search
171 were conducted using Mendeley reference management software. Two reviewers (PD, MA)
172 separately screened all titles and abstracts, and removed duplicates. Full-text articles were
173 independently judged for relevance and quality by at least two reviewers (PD, MA, MM, RL). Any
174 disagreements were resolved by a senior researcher (RLH).

175

176 **Data analysis**

177 We extracted and tabulated data on study design, location, population, health care setting, year of
178 study, study sample size, indicators, interventions, outcome measures and effects, and emerging

179 themes, as appropriate and relevant, based on the author-reported summary estimates (not
180 individual patient-level data). Data were extracted by two reviewers (PD, MM) onto a predesigned
181 form.

182

183 Where possible, data on antibiotic consumption and appropriateness of antibiotic prescribing were
184 pooled using a random-effects model meta-analysis, due to the likeliness of unexplained
185 heterogeneity.¹⁵ Data on antibiotic consumption were pooled with meta-analyses of rates using the
186 generic inverse variance method, with DDD/100 patient-days as the rate and sample sizes as the
187 denominator. Data on the appropriateness of antibiotic prescribing, separate for Gyssens method
188 and reference guidelines, were pooled with meta-analyses of proportions using the generalised
189 linear mixed model (GLMM) with the logit transformation to retain studies with extreme
190 proportions.¹⁶ Heterogeneity was assessed using I^2 statistic (low <25%, moderate 25-49%,
191 substantial 50-74%, or high 75-100%) and chi-squared test ($p < 0.10$). When two or more studies
192 involved overlapping populations, data synthesis was prioritised to studies with larger sample
193 sizes. Subgroup analyses were then performed by dichotomising the studies based on health care
194 setting (primary care vs hospital [including secondary and tertiary levels]), study location (Java vs
195 non-Java), year of study (before vs after 2016), AWaRe classification (access vs watch antibiotics)
196 (for DDD only), and age groups (adults vs children) (for appropriateness only). To assess the
197 robustness of the findings, we also performed a leave-one-out sensitivity analysis (for DDD and
198 Gyssens), and by replicating the analysis using other transformations (i.e., Freeman-Tukey double
199 arcsine, arcsine, inverse-variance logit, log transformations) and without transformation (for
200 Gyssens only). All meta-analyses were performed in R version 4.1.0 using the additional *meta*
201 (4.18-2), *metafor* (3.0-2), and *forestplot* packages (1.10.1). When appropriate ($k \geq 10$), publication
202 bias assessments were performed visually by using funnel plots and quantitatively by using
203 Egger's tests with a significance level set at 10%. The funnel plots were generated by plotting the
204 inverse square root of study sizes against the effect estimates due to the expected variability of
205 study sizes and the fact that conventional funnel plots may be inaccurate in assessing potential
206 publication bias in meta-analyses of proportions.¹⁷

207

208 Due to substantial clinical heterogeneity in studies evaluating AMS interventions, we synthesised
209 the findings using a vote-counting method based on direction of effects, and subsequently
210 summarised the results into an effect direction table. The interventions were classified as
211 structural, enabling, persuasive, restrictive, or combined (bundled).¹⁸ Perception surveys were
212 qualitatively synthesised based on the main emerging themes, stratified by consumers and
213 providers.

214

215 **Patient and public involvement statement**

216 The patients and public were not involved in the development of this study.

217 RESULTS

218

219 Study characteristics

220 The search strategy collectively gave 9 323 hits. After title and abstract screening and duplicate
221 removal, 551 articles remained (**Figure 1**). After full-text screening and quality assessment, 100
222 reports (covering 97 studies) were included. Study characteristics are summarized in **Tables 1** and
223 **S3**. Most studies had an observational design (86.0%, 86/100), were conducted in the public
224 sector (58.4%, 59/101), in hospital settings (53.0%, 53/100), in Java (60.2%, 62/103), and during
225 the most recent five years (62.0%, 62/100).

226

227 **Table 1.** Characteristics of included reports

Total reports	N	%
	100	
Domains	107	
Antibiotic consumption	20	18.7
Appropriateness of antibiotic prescribing	49	45.8
Gyssens method	18	16.8
Reference guidelines	31	29.0
Antibiotic stewardship	13	12.1
Knowledge, attitude and practice survey	25	23.4
Study design	100	
Observational	86	86.0
Pre-post design	13	13.0
Randomized control trial	1	1.0
Study population	108	
Patients	74	68.6
Inpatients	56	51.9
Outpatients	18	16.7
Community	20	18.5
Healthcare providers	14	12.9
Study location	103	
Java	62	60.2
Sumatra	16	15.5
Papua and Nusa Tenggara	8	7.8
Sulawesi	7	6.8
Kalimantan	6	5.8
Bali	2	1.9
National	2	1.9
Year of study	100	
2016-2021	62	62.0
2011-2015	29	29.0
2000-2010	9	9.0
Healthcare level	100	
Primary	24	24.0
Hospital*	53	53.0

Total reports	N	%
Not applicable (community)	17	17.0
No information provided	6	6.0
Health care sector	101	
Public	59	58.4
Private	19	18.8
Not applicable (community)	19	18.8
No information provided	4	4.0

228 Total N for some characteristics are greater than N=100 because some reports were included in more than category, i.e.
229 for domain (7 reports), population (8), location (3), and health care sector (1).
230 * Hospital included secondary and tertiary levels.
231

232 **Antibiotic consumption**

233 A total of 20 reports (5 193 626 patients) reported data on antibiotic consumption.^{19–38} Most of the
234 studies were conducted in hospital settings (16 reports, 76.2%), in Java (14 reports, 66.7%), and
235 between 2016-2021 (17 reports, 81.0%; **Table S4**). The pooled estimate of overall antibiotic
236 consumption was 110.1 DDD/100 patient-days (95% confidence interval [CI] 98.5-121.6; $I^2=100\%$;
237 **Figure S1**), with ceftriaxone being the most consumed antibiotic (60.2 DDD/100 patient-days
238 [95%CI 34.2-86.1]), followed by ampicillin (28.0 DDD/100 patient-days [95%CI 0.00-82.8]) and
239 levofloxacin (21.4 DDD/100 patient-days [95%CI 15.4-27.3]; **Figure 3**). Sensitivity analysis found
240 that the pooled estimate was not dominated by a single report (**Figure S2**).

241

242 Subgroup analyses (**Figure 3**) showed higher antibiotic consumption in hospitals (134.1 DDD/100
243 patient-days [95%CI 88.7-179.6]) than primary care (37.8 DDD/100 patient-days [95%CI 25.9-
244 49.8]), and in recent years (2016-2021: 123.8 DDD/100 patient-days [95%CI 100.2-147.3]) than
245 previous years (2000-2015: 55.2 DDD/100 patient-days [95%CI 18.5-91.9]), but there were no
246 significant differences between Java (114 DDD/100 patient-days [95%CI 70.7-158.0]) and outside
247 of Java (100.0 [95%CI 68.7-131.3]). The asymmetrical funnel plot (Egger's $p=0.047$; **Figure S3**)
248 may indicate reporting bias or true heterogeneity in antibiotic consumption patterns between
249 studies, hospitals and/or geographic areas.

250

251 **Appropriateness of antibiotic prescribing**

252 A total of 49 reports reported data on the appropriateness of antibiotic prescribing, of which 18^{33,39–}
253 ⁵⁵ (3167 prescriptions) used Gyssens method and 31 (7826 prescriptions)^{20,56–85} used reference

254 guidelines. Most were conducted in hospitals (37 reports, 74.0%), in Java (33 reports, 66.0%), and
255 in adults (29 reports, 58.0%) (**Table S5-S6**).

256

257 Based on the Gyssens method, the pooled estimate for the appropriateness of antibiotic
258 prescribing was 35.3% (95%CI 20.7-53.4%; $I^2=97.2%$) (**Figure S4**). confidence analysis showed
259 that the overall estimate was not dominated by a single study (**Figure S5**) and was similar
260 between approximation methods (**Figure S6**). The symmetrical funnel plot (Egger's $p=0.108$;
261 **Figure S7**) indicated low risk of bias from small-study effects. Subgroup analyses showed higher
262 appropriateness of antibiotic prescribing in adults (43.1% [95%CI 25.9-62.2%]) than in children
263 (8.4% [95%CI 0.6-57.9%]), but there were no significant differences between primary care 49.4%
264 [95% CI 23.7-75.4%]) vs hospitals (32.3% [95%CI 17.9-51.0%]), Java (31.4% [95%CI 18.8-
265 47.6%]) vs outside of Java (38.1% [95%CI 6.2-85.0%]), and recent years (2016-2021: 39.1%
266 [95%CI 19.4-63.0%]) vs previous years (2000-2015: 26.1% [95%CI 12.4-47.1%]) (**Figure 4A**).

267

268 Based on reference guidelines, most individual indicators of appropriateness scored excellent
269 (>80%), except for duration (65.8% [95%CI 38.6-85.5%]) (**Figure 4B**) and overall rational antibiotic
270 use (8.0% [95%CI 1.0-43.6%]). Between-study heterogeneity was substantial (75-100%) for all
271 indicators, except for administration route ($I^2=0%$, $p>0.999$) and no contraindication/allergy label
272 ($I^2=6.4%$, $p=0.382$). Possible small-study effects were found for indication and duration (Egger's
273 test $p=0.092$ and $p=0.074$, respectively). Subgroup analysis showed higher appropriateness of
274 duration in hospitals (80.0% [95%CI 66.0-89.2%]) than primary care (34.5% [95%CI 4.3-86.1%]),
275 and in adults (83.2% [95%CI 65.3-92.9%]) than children (17.9% [95%CI 1.2-79.4%]; **Figure S8**),
276 and higher appropriateness of drug choice, dosing, and overall rational use outside of Java (95.2%
277 [95%CI 73.9-99.3%], 90.0% [95%CI 71.1-97.1%], and 34.5% [95%CI 3.1-89.8%]) than in Java
278 (70.0% [95%CI 23.2-94.7%], 67.2% [95%CI 32.3-89.8%), and 3.3% [95%CI 0.3-32.0%]; **Figure**
279 **S9-S11**, respectively) –although the latter differences were not statistically significant. There were
280 no significant differences for no contraindication/allergy label, indication, dosing frequency, or
281 administration route (**Figure S12-15**).

282

283 **Antibiotic stewardship interventions**

284 A total of 13 reports reported data on the effect of AMS interventions, of which 11 in
285 hospitals,^{23,28,31,33,47,86–91} 1 in primary care,⁹² and 1 in community pharmacies⁹³ (**Table 2**). Twelve
286 reports used a pre-post design, and one was a randomized controlled trial. Four reports evaluated
287 a bundled intervention and 9 studies evaluated single interventions. Enabling interventions were
288 most common (antibiotic prescribing guidelines or clinical pathway [8 reports], education and
289 training [5] and pharmacist counselling [1]), followed by persuasive interventions (audit and
290 performance feedback [3]), restrictive interventions (antibiotic restriction with pre-approval [1]) and
291 structural interventions (free blood cultures [1], integrated drug management [1]). The most
292 common reported outcome measures were changes in appropriateness of prescribing (10 reports),
293 antibiotic consumption (8) and mortality (2), followed by prescribers' scores for knowledge of and
294 attitude towards antibiotic use, blood culture sampling, hand hygiene compliance, clinical
295 outcomes, length of hospital stay, and antibiotic compliance (1 each).

296

297 Studies that evaluated bundled interventions (4 reports) reported favourable effects on antibiotic
298 consumption, prescribing appropriateness, guideline compliance, blood culture sampling, HAI
299 rates, hand hygiene compliance, and mortality, although the authors of one study concluded that
300 the multifaceted intervention had limited success, with a very important drawback being the
301 absence of adequate microbiological diagnostics.^{31,88,89,92}

302

303 Studies that evaluated the implementation of antibiotic prescribing guidelines or clinical pathway (7
304 reports) reported mixed effects on antibiotic consumption and favourable effects on prescribing
305 appropriateness.^{23,31,47,86,88,90,91} Studies that evaluated education and/or training interventions (5
306 reports) reported mixed effects on antibiotic consumption and prescribing appropriateness.^{31,87–89,92}

307

308 The one study that evaluated antibiotic restriction with pre-approval found that consumption of
309 restricted antibiotics decreased and of unrestricted narrow-spectrum antibiotics increased.²⁸ The
310 one randomised study that evaluated the effect of a pharmacist counselling session of outpatient

311 antibiotic users in community pharmacies found that self-reported antibiotic adherence was
312 significantly higher in the intervention group compared to the control group.⁹³

313 **Table 2.** Summary of reports on antimicrobial stewardship interventions

Author	Year of study	Location (city, province)	Health care setting	Study population	Study design	Intervention description	Outcome measures	Summary of study findings	Effect direction	Favourability of effect	Comments
Hadi (2008) ³¹	2003-2004	Surabaya (East Java)	Tertiary hospital	Residents and specialists in the internal medicine department	Pre-post design	Combined: comprising guideline development, distribution of a guideline pocketbook, free-of-charge blood cultures, teaching sessions and refresher courses	Antibiotic consumption	Antibiotic consumption decreased from 99.8 to 73 (-26.9%) DDD/100 patient-days.	▼	(+)	The multifaceted intervention had limited success, with a very important drawback being the absence of adequate microbiological diagnostics.
							Appropriate antibiotic prescribing (Gyssens)	Appropriate antibiotic prescribing improved insignificantly from 16% to 25% overall (+9%, 95%CI -6% to 24%). Prescribing without indication insignificantly decreased from 53% to 40% (-13%, 95%CI 4% to -32%).	▢	(+)	
							Guideline compliance	Guideline compliance did not change overall (from 87% to 88%), except for a significant increase for sepsis (from 49% to 72%; +23% [95%CI 4-41%]) and dengue fever (from 58% to 88%; +30% [95%CI 12-48%]).	◀▶	(+/-)	
							Blood culture sample taken	Taking blood cultures increased from 3% to 81%. However, only 3% of the blood cultures post-intervention were taken before starting antibiotic treatment.	▲	(+/-)	
							Mortality within 6 days of admission	Mortality in pre-post-period were similar (from 6.6% to 6.2%).	◀▶	(+/-)	
Murni (2014) ⁸⁹	2011-2013	Yogyakarta (Daerah Istimewa Yogyakarta)	Tertiary hospital	All doctors, nurses, and allied workers in the paediatric wards and PICU	Pre-post design	Combined: comprising educational seminars, audit and performance feedback	Primary: Proportion of patients with an HAI	Proportion of patients with HAI decreased from 22.6% (277/1227 patients) to 8.6% (123/1419 patients) (RR 0.38 [95% CI 0.31 to 0.46]).	▼	(+)	Multifaceted intervention reduced HAI rates, improved rational use of antibiotics, increased hand hygiene compliance, and reduced mortality in children
							Secondary: inappropriate antibiotic use (reference guideline), hand hygiene compliance and mortality rates	Inappropriate antibiotic use decreased from 43% to 20.6% (RR 0.46 [95%CI 0.40 to 0.55]). Hand hygiene compliance improved from 18.9% (319/1690) to 62.9% (1125/1789) (RR 3.33 [95%CI 2.99 to 3.70]). In-hospital mortality decreased from 10.4% (127/1227) to 8% (114/1419) (RR 0.78 [95%CI 0.61 to 0.97]).	▼	(+)	
									▲	(+)	
Hapsari (2006) ⁸⁸	2003-2004	Semarang (Central Java)	Tertiary hospital	Doctors in the paediatric ward	Pre-post design	Combined: comprising development of antibiotic prescribing guideline, prescriber training, and two rounds of feedback during a 6 months' period	Antibiotic consumption	Antibiotic consumption decreased from 0.48 to 0.38 DDD/100 patient-days ($p=0.01$).	▼	(+)	
							Appropriate antibiotic prescribing (Gyssens)	Appropriate antibiotic prescribing improved from 37% to 70.4% ($p<0.01$). Prescribing without indication did not change (from 43% to 42.7%).	▲	(+)	
Dwiprahasto (2004) ⁹²	1997-1998	West Kalimantan, West Sumatra, West Nusa Tenggara, East Java	Primary care	Doctors, nurses, and paramedics at 118 PHCs and provincial health office staff in 18 districts' warehouses	Pre-post design with control group	Combined: (1) Interactive problem-based pharmacotherapy training; (2) integrated drug management and use for provincial health office staff; followed by (3) self-monitoring of drug use at PHCs post-intervention, and monthly reporting to health office.	Proportion of patients with ARI who received an antibiotic	Significant decrease from 92.7-93.4% of patients to 64.6-72.4% after 6 months ($p<0.05$) and 35.4-37.4% after 12 months ($p<0.01$) post-intervention, compared to no decline in the control group (89.9-92.2%)	▼	(+)	
							The use of injection medication (analgesic or antibiotic combined with antihistamine) for myalgia	Significant decrease from 82.4-89.2% of patients to 76.2-72.5% after 6 months ($p<0.05$) and 32.8-41.2% after 12 months ($p<0.01$) post-intervention, compared to no significant decline in the control group (86.2-87.2%)	▼	(+)	

Author	Year of study	Location (city, province)	Health care setting	Study population	Study design	Intervention description	Outcome measures	Summary of study findings	Effect direction	Favourability of effect	Comments
King (2015) ⁹⁰	2015	Semarang (Central Java)	Tertiary hospital	Prescribers In the digestive surgery ward	Pre-post design	Enabling: Implementation of a revised antibiotic prescribing guideline	Proportion of patients who received an antibiotic	Proportion of patients who received an antibiotic insignificantly decreased from 50% to 40.7% for therapeutic use, and from 32.5% to 29.6% for surgical prophylaxis (overall p-value = 0.410).	◁▷	(+/-)	
							Antibiotic consumption	Antibiotic consumption increased from 35.4 to 51.1 DDD/100 patient-days, mostly ceftriaxone and ciprofloxacin	▣	(-)	
Rosdiana (2017) ⁹⁷	2016	Pekanbaru (Riau)	Secondary hospital	Doctors in internal medicine ward	Pre-post design	Enabling: Development and implementation of antibiotic prescribing guideline	Appropriate antibiotic prescribing (Gyssens)	Appropriate antibiotic prescribing increased from 33.7% to 48.8% (p=0.020)	▲	(+)	
								Prescribing without indication decreased from 27.2% to 16.3% (p=0.038).	▼	(+)	
Narulita (2020) ²³	2018-2019	Pamekasan (East Java)	Secondary hospital	Prescribers in surgery wards	Pre-post design	Enabling: Implementation of an antibiotic prescribing guideline	Antibiotic consumption	Antibiotic consumption decreased from 197.3 to 102.4 DDD/100 patient-days (p=0.065)	▽	(+)	
Lizikri (2020) ⁹¹	2017-2018	No city mentioned (West Java)	Secondary hospital	Pediatricians at pediatric wards	Pre-post design	Enabling: Development and implementation of a pneumonia clinical pathway, with a patient management algorithm	Length of hospital stay (days)	Proportion of patients discharged <3 days decreased from 51.7% to 31.1% (p=0.065)	▽	(-)	The intervention could not achieve the targeted goals to reduce the length of hospitalization and improve antibiotic prescribing. Consumption almost doubled.
							Clinical outcomes (recovered, ICU/referred)	No discernible change in clinical outcomes as nearly all study patients had good clinical outcomes (p=1.00)	◁▷	(+/-)	
							Appropriate antibiotic prescribing (Gyssens)	Appropriate antibiotic use did not change from 3.3% to 3.3% (p=1.00)	◁▷	(+/-)	
						Antibiotic consumption	Antibiotic consumption increased from 222.4 to 408.4 DDD/100 patient-days (p=0.408)	▣	(-)		
Widowati (2018) ⁹³	2018	Denpasar (Bali)	Community pharmacy	Pharmacy clients purchasing antibiotics	Randomized controlled trial	Enabling: Intervention group: counseling by a pharmacist; Control group: drug information according to the pharmacy service standard.	Antibiotic compliance was measured using the Morisky Medication Adherence Scale-8 questionnaire within 3-5 days after purchasing the medication	The proportion of compliance in the intervention group was 65.3% and the control group was 18.4% (proportion ratio 3.56, 95% CI: 1.90- 6.64).	▲	(+)	
Karuniawati (2021) ⁹⁶	2016-2018	Surakarta (Central Java)	Secondary hospital	Hospital-wide prescribers	Pre-post design	Enabling: Implementation of a hospital antimicrobial stewardship programme for pneumonia inpatients	Antibiotic consumption	Antibiotic consumption decreased from 90.8 to 61.4 DDD/100 patient-days	▼	(+)	Shift from predominantly "red" antibiotics (mostly ceftriaxone) to "green" antibiotics (mostly ampicillin sulbactam)
							Appropriate antibiotic prescribing (Gyssens)	Appropriate antibiotic prescribing improved from 31.3% to 62.5%	▲	(+)	
							Length of hospital stay (days)	Length of stay did not change significantly from 9.9 days to 10.0 days	◁▷	(+/-)	
Farida (2008) ⁹⁷	2003-2004	Semarang (Central Java)	Tertiary hospital	Doctors in the pediatric ward	Pre-post design	Enabling: Prescriber training on appropriate antibiotic use (two-day training seminar) with feedback after one month	Prescribers' scores for knowledge of and attitude towards antibiotic use	Scores for knowledge of and attitude significantly increased from 59 to 77.5, and from 56 to 59, respectively.	▲	(+)	
							Appropriate antibiotic prescribing (Gyssens)	Appropriate antibiotic prescribing improved significantly from 36.3% to 58.2% (p<0.01) overall, except for pneumonia (decreased) and typhoid fever (no change). Prescribing without indication significantly decreased from 42.7% to 23.3% (p<0.05).	▲	(+)	
Kartika (2019) ⁹³	2018	Semarang (Central Java)	Secondary hospital	Doctors, nurses, and pharmacists in internal medicine wards	Pre-post design	Enabling: Antimicrobial resistance & stewardship training	Antibiotic consumption	Antibiotic consumption decreased insignificantly from 103.7 to 99.6 DDD/100 patient-days (p=0.092)	▽	(+)	

Author	Year of study	Location (city, province)	Health care setting	Study population	Study design	Intervention description	Outcome measures	Summary of study findings	Effect direction	Favourability of effect	Comments
Susanto (2019) ²⁸	2017-2018	Pekanbaru (Riau)	Secondary hospital	Hospital-wide prescribers	Pre-post design	Restrictive: Implementation of a hospital-wide antibiotic restriction programme. Pre-approval was required from the antibiotic stewardship team for third-line antibiotics	Antibiotic consumption for restricted and unrestricted antibiotics	Consumption decreased of restricted antibiotics meropenem (from 3.39 to 2.71; $p=0.04$); doripenem (from 0.42 to 0.08; $p=0.003$); imipenem (from 0.29 to 0.04; $p=0.02$); cefepime (from 1.53 to 0.28; $p=0.001$), whereas consumption of amikacin, tigecycline, vancomycin remained unchanged.	▼	(+)	
								Consumption decreased of the unrestricted antibiotics ceftriaxone (from 14.8 to 9.4; $p=0.03$) and levofloxacin (from 13.6 to 9.0; $p=0.02$). Consumption increased of the narrow-spectrum antibiotics ampicillin/sulbactam (from 1.82 to 3.66; $p=0.003$) and cefazoline (from 1.38 to 4.38; $p=0.001$)	◁ ▷	(+/-)	

314 The table summarizes 13 reports in the domain antimicrobial stewardship interventions. Findings are synthesized based on direction and favourability of effects. Antibiotic
 315 consumption is expressed as DDD/100 patient-days.
 316 Abbreviations: ARI, acute respiratory infection; CI, confidence interval; DDD, defined daily dose; HAI, hospital-associated infection; ICU, intensive care unit; PHCs, primary health care
 317 centres; PICU, paediatric intensive care unit; RR, relative risk
 318

319 **Knowledge, attitudes, and perceptions on antibiotic use among consumers and providers**

320 A total of 25 reports reported data on KAP, of which 22 among communities⁹⁴⁻¹¹⁵ and 3 among
321 healthcare providers¹¹⁶⁻¹¹⁸ (**Table S7-S8**). Interpretation was challenged by the considerable
322 between-study clinical (e.g., study populations) and methodological (e.g., survey questionnaires)
323 heterogeneity.

324

325 First, there was a substantial lack of AMR awareness (10 reports) and knowledge about antibiotics
326 (16) among community respondents, with wide variations between communities: overall, 23-26%
327 did not know that antibiotic treated bacterial infections and 58-74% stated that antibiotics can cure
328 viral infections.^{96,105,110,115} Antibiotic knowledge was found to be associated with higher education
329 and higher income (2 reports).^{105,111}

330

331 Second, antibiotic self-medication without prescription was reportedly common community
332 respondents, ranging from 20-100% across studies (9 reports). Respondents reported they
333 purchased antibiotics for self-medication at the pharmacy (46-90%),^{94-96,99,104,106,109,112} at the kiosk
334 (20-44%),^{96,104} or received them from family and friends (9-12%).^{95,109} 20-100% of community
335 respondents reported that they had ever self-medicated with an antibiotic (11),<sup>94-
336 96,99,102,104,106,109,112-114</sup> and 87-100% had ever purchased an antibiotic without a prescription
337 (3).^{104,109,112} Higher education and higher income was correlated with better antibiotic use
338 knowledge.¹¹¹ One study found that people without health insurance were more likely to self-
339 medicate than those with health insurance,¹¹¹ whereas another study reported the opposite.¹⁰⁴ The
340 main reasons for self-medication included positive previous experience (54-82%),^{102,104,109,112} self-
341 medication being practical (61-83%),⁹⁴ easy access from the pharmacy (71%),¹⁰² and doctor visit
342 being expensive (44-72%)^{102,109} or unpractical (56%).⁹⁶ The main advisors to self-medicate
343 included health care providers (51-83%),^{100,103,104,109} family, relatives or friends (21-45%),^{96,102,112}
344 internet (71%),¹¹⁵ or reliance on their own knowledge (71%).⁹⁶ Antibiotic adherence levels were not
345 associated with education level or employment status (2 studies).^{98,101}

346

347 Third, antibiotic dispensing without prescription was the most important theme reported among
348 health care providers, with conflicting findings. A survey among 250 community pharmacists in
349 Yogyakarta (Java), 68% reported that they would dispense antibiotics without prescription,¹¹⁶
350 whereas a survey among 110 health providers in community health centres in Padang (Sumatera)
351 found that 98.8% did not prescribe antibiotics without a prescription, despite patient request.¹¹⁷

352 **DISCUSSION**

353

354 This is the first comprehensive, systematic assessment of human antibiotic use in Indonesia,
355 including 100 peer-reviewed reports spanning the past 20 years, covering the key domains of
356 antibiotic consumption, prescribing appropriateness, AMS interventions, and perceptions among
357 consumers and providers. The rising number of scientific reports published in the most recent
358 years in Indonesia reflects the increasing momentum of AMR on the national health agenda. The
359 evidence collected in this Review comes from a range of health care and community settings,
360 including hospitals, primary care, pharmacies and communities, and includes a range of
361 interventions targeting different types of health providers and consumers. Nonetheless, the
362 evidence base is uneven with hospital and urban contexts over-represented, and informal and
363 formal private health providers, who play a major role in antibiotic distribution, particularly
364 underrepresented.

365

366 The data included in this Review highlighted several critical evidence gaps. First, there were
367 important limitations in data heterogeneity and study methodology, and publications were
368 predominantly from Java Island, which limited our ability to draw firm conclusions on the
369 contemporary nationwide antibiotic use situation in Indonesia. This is especially relevant given the
370 substantial within-country variations in access to quality health care.⁵ Representative, high-quality
371 data will be essential for benchmarking between provinces, districts, and healthcare facilities, and
372 internationally. Second, there is a lack of knowledge of health system drivers of community
373 antibiotic use, including the effects of the national health insurance rolled-out since 2014,
374 enforcement of antibiotic regulations in informal and private health sectors, as well as how to
375 achieve effective community antibiotic stewardship. Antimicrobials are presently widely available
376 without a prescription, despite existing restrictive policies.¹¹⁹ Third, the COVID-19 pandemic has
377 suggested a widespread failure of AMS globally with the potential to worsen the AMR crisis.^{4,120}
378 Data of its impact in the Indonesian context are urgently needed.

379

380 **Antibiotic consumption**

381 Across the included studies, ceftriaxone, levofloxacin (both Watch) and ampicillin (Access) were
382 found to be the most consumed antibiotics among adults, and consumption (expressed as DDD)
383 was higher in hospitals than in primary care, and in recent years (2016-2021) than previous years
384 (2000-2015), but there were no significant differences between geographic settings. According to
385 national pharmaceutical sales data, antibiotic consumption increased 2.5-fold between 2000 and
386 2015, largely driven by the major classes broad-spectrum penicillins (2.6-fold), fluoroquinolones
387 (7.1-fold), and cephalosporins (5.1-fold).¹²¹ In 2015, the antibiotic consumption rate per capita in
388 Indonesia (3022 DDDs per 1000 inhabitants per year) fell in the same range as, for instance,
389 China (3060) and Philippines (2600), but was still lower than, for instance, Vietnam (11 480),
390 Thailand (6682) and Malaysia (4388).¹²¹ About 69% of antibiotic consumption in Indonesia were
391 Access antibiotics, 30% Watch, and <1% Reserve –this is still above the WHO target of 60%
392 Access antibiotics in total consumption.³

393

394 These trends reflect both better access to antibiotics for those who need them, as well as
395 increases in inappropriate antibiotic use. The findings are consistent with the widespread use of
396 broad-spectrum antibiotics, predominantly third-generation cephalosporins and fluoroquinolones,
397 as reported in other Asian countries^{122–126} and globally,^{127,128} and with the disproportionate increase
398 in Watch antibiotic consumption observed in LMIC (165% compared with 27.9% in high-income
399 countries between 2000-2015).¹²⁹ Although antibiotic consumption per capita in Indonesia and
400 many other LMIC is currently still lower than in most high-income countries in Europe and North
401 America, rapid increases are leading to converging consumption rates, especially regarding last-
402 resort compounds.³ Barring policy changes, antibiotic consumption is projected to increase
403 worldwide by 200% between 2015 and 2030.³ The above concerning developments highlight
404 significant challenges for AMS, underscoring the urgent need for regulation of antibiotic use in
405 Indonesia, and other LMIC.

406

407 **Appropriateness of prescribing**

408 In Indonesia, appropriateness of antibiotic prescribing was found to be poor overall (35.3%),
409 49.4% in primary care versus 33.5% in hospitals, 45.9% in adults versus 8.4% in children. We did

410 not identify clear trends over time (prior vs after 2016) or space (Java vs outside of Java). This
411 was despite nationwide implementation of hospital AMS programmes during the past five years.⁷
412 Studies in primary healthcare settings in other countries have also reported considerable rates of
413 inappropriate antibiotic use, for instance, at 15% in Canada,¹³⁰ 55% in South Africa,¹³¹ 61% in
414 China,¹³² 88% in Pakistan,¹³³ and 90% in Vietnam,¹³⁴ and, likewise, a systematic review of nine
415 studies in LMIC reporting a wide range of between 8 to 100%.¹³⁵ In a global point prevalence
416 survey, guideline compliance of antimicrobial drug choice in hospitals in Latin America, Africa and
417 Asia, was estimated to be lower than 70% for each region.¹²⁷

418

419 Inappropriate prescribing of antibiotics has been attributed to a range of complex factors, with
420 variations across settings and countries, including physicians' nonadherence to antibiotic
421 guidelines, lack of knowledge and training regarding antibiotics, lack of diagnostic facilities or,
422 where available, lack of utilization and quality, uncertainty over the diagnosis or fear of clinical
423 failure, pressure from pharmaceutical industry, financial benefits for physicians, and pressure from
424 patients to prescribe antibiotics regardless of the indication, coupled with lack of time of physicians
425 to educate patients.^{136,137} Around 60% of total health care spending in Indonesia is in the private
426 sector, where financial incentives may promote prescribing practices that deviate from guidelines.
427 The scale and consequences of non-prescription and private sector antibiotic consumption in
428 Indonesia are an urgent priority for further study and action. Additionally, the local implementation
429 of global definitions and universally applicable quality indicators for antibiotic prescribing in
430 inpatient and outpatient settings will be essential to identify targets for AMS interventions and
431 measure their effectiveness.^{138,139} Standardized point prevalence survey tools to assess antibiotic
432 use in hospitals have proven to be useful for identifying targets for improvement and evaluating the
433 effect of interventions.^{127,128}

434

435 **Antimicrobial stewardship**

436 According to WHO, AMS is considered one of three pillars of an integrated approach to health
437 systems strengthening and reports from high-income settings have shown that AMS can optimise
438 the use of antimicrobials, improve patient outcomes, reduce AMR and health-care-associated

439 infections, and save health-care costs amongst others.^{18,140} A global systematic review and meta-
440 analysis of 26 studies, reported that implementation of AMS programmes resulted in a reduction in
441 overall antibiotic consumption of 19.1% (US 19.9, Europe 20.9%, Asia 16%), of restricted
442 antibiotics by 26.6%, reduction in drug resistant infections, with no associated adverse outcomes
443 in terms of mortality and infection rates.¹⁴¹

444

445 In Indonesia, AMS programmes are typically in an early stage of implementation,^{142,143} with many
446 hospitals lacking the basic infrastructure to adequately measure process, outcome and structural
447 indicators, e.g., access to microbiology services, hospital antibiotic guidelines, AMS staff training
448 and education, human resources (including infectious disease specialist or clinical microbiologist),
449 and ICT support.^{144,145} Whereas to date government policy has focused on assessing hospital
450 antibiotic use as an AMS outcome indicator (using DDD and Gyssens method),¹⁴⁵ a recently
451 launched national guideline incorporated additional outcome measures, such as cost-
452 effectiveness, mortality, and AMR rates.¹⁴⁶

453

454 The few AMS intervention studies conducted to date reported clear benefits from implementing
455 bundled interventions combining antibiotic prescribing guidelines, trainings, review and feedback,
456 restriction with pre-approval, among others. These findings demonstrate that AMS interventions
457 are feasible in the local context and that there is considerable potential for reducing antibiotic
458 consumption, particularly of restricted antibiotics, improving prescribing appropriateness, and
459 reducing prescriptions without indication. However, the interventions evaluated to date were
460 mostly single-centre and short-term (<1 year), and data are lacking about the sustained benefits of
461 AMS programmes in the Indonesian context.

462

463 Previous evidence has shown that given the varying priorities and contextual issues in LMIC, such
464 as health system processes, patient demands, varying cultures of care, availability of universal
465 access to quality antimicrobials, laboratory infrastructure and surveillance systems, multipronged
466 interventions combining different restrictive and enabling strategies are most likely to be
467 effective.^{147,148} Indeed, the available Indonesian data confirm that a stand-alone guideline

468 distribution approach, without implementing additional AMS core elements, may not work.¹⁴⁹
469 Further enhancement of post-prescription review and feedback efforts holds potential to decrease
470 antibiotic consumption and antibiotic duration.¹⁵⁰ For pre-prescription approval, local data
471 suggested that the decreased use of last-resort antibiotics might cause a “squeezing the balloon”
472 phenomenon –the increased use of non-restricted antibiotics due to restrictions of the restricted
473 antibiotics.¹⁵¹

474

475 **Perceptions on antibiotic use**

476 Key themes identified from perception surveys were a substantial lack of AMR awareness and
477 knowledge about antibiotics, particularly among the poor and lower educated, and widespread
478 antibiotic self-medication without prescription among the general population, and over-the-counter
479 non-prescription antibiotic dispensing in community pharmacies but not in community health
480 centres –although representative data are lacking to quantify this problem and its drivers. The
481 available data corroborate findings of a global review of 38 studies from 24 countries in community
482 pharmacies that over-the-counter non-prescription antibiotics comprised 62% of all dispensed
483 antibiotics, most commonly for urinary tract and upper respiratory tract infections.¹⁵² A review of 19
484 studies in Southeast Asia reported a prevalence of self-medication with antibiotics ranging from
485 7.3 to 85.6% (median 42.6%), highest among men, health students and professionals, with the
486 most common illnesses or symptoms being common cold, sore throat, fever, gastrointestinal tract
487 and respiratory diseases.¹⁵³ Across the included studies, the main reasons for self-medication
488 included positive previous experience, easy access from the pharmacy, doctor visit being
489 expensive or unpractical, and the main advisors to self-medicate included health care providers,
490 family, relatives or friends, internet or reliance on their own knowledge, which largely concurred
491 with findings in other Southeast Asian countries.¹⁵³ A mixed-method study in Indonesia found that
492 drug dispensers were driven to sell non-prescription antibiotic due to strong patient demand,
493 informal drug sellers dispensing medicines, competition between different types of drug outlets,
494 drug outlet owners pushing their staff to sell medicines, and weak enforcement of regulations.¹¹⁹

495

496 **Country progress in the National Action Plan on AMR and suggested priorities**

497 The National Action Plan on AMR has driven efforts to strengthen microbiological laboratory
498 capacity and data information systems to enable national surveillance,¹⁵⁴ supported by the
499 government and international funding agencies. Indonesia enrolled in the WHO Global
500 Antimicrobial Resistance and Use Surveillance System (GLASS) and submitted first batches of
501 AMR and antibiotic consumption data in 2020.¹⁵⁵ In 2021, the Ministry of Health launched new
502 guidelines for antibiotic prescribing and stewardship,^{146,156} which have also adopted the AWaRe
503 classification. Despite this progress, however, the National Action Plan for AMR has not yet
504 generated the required sustainable capacity to contain AMR. Enhanced coordination and financial
505 support at the country, province and district levels are needed, to prevent that the response to
506 AMR remains uneven and insufficient. Interventions to optimise antimicrobial use need to be
507 based on a health systems approach, beyond AMS only, informed by a broad research base. This
508 includes addressing the wider drivers of antibiotic use –such as inequitable burdens of ill health
509 and fractured care cascades. Optimization of antimicrobial use, on the basis of robust surveillance
510 data, should be a priority of the national agenda for universal health coverage. Both universal
511 health coverage and AMR require strong human-centered care with accessible health care
512 facilities, medicines and diagnostics, with a focus on quality and equity.^{5,157,158} This requires further
513 investments in health care infrastructure, training of health workers, community participation and
514 increased health literacy. Modifiable factors related to the patient (e.g., awareness, knowledge)
515 and the health system (e.g., strict policies, medicine quality, financial incentives, infrastructure
516 gaps) need to be further identified and addressed when designing context-specific interventions
517 aimed at curtailing inappropriate antibiotic use.

518 **CONCLUSION**

519

520 Critical evidence gaps exist on antibiotic use in Indonesia regarding informal and formal private
521 health care providers, geographic areas outside of Java Island, as well as effective AMS models
522 that consider country-specific socio-cultural, economic and political circumstances. Optimisation of
523 antimicrobial use as a means to tackle AMR should be a priority of the national agenda for
524 universal health coverage. In this respect, the COVID-19 pandemic has taught important lessons
525 on the importance of infectious diseases and the critical need to build resilient health systems.

526 **Acknowledgements:** EXPLAIN study group: Erni J. Nelwan, Ralalicia Limato, Manzilina Mudia,
527 Helio Guterres, Enty Enty, Ifael Y. Mauleti, Maria Mayasari, Iman Firmansyah, May Hizrani, Anis
528 Karuniawati, Prof Taralan Tambunan, Prof Amin Soebandrio, Decy Subekti, Iqbal Elyazar, Mutia
529 Rahardjani, Fitria Wulandari, Prof Reinout van Crevel, Rogier van Doorn, Vu Thi Lan Huong, Nga
530 Do Ti Thuy, Sonia Lewycka, Prof Alex Broom, Raph L. Hamers.

531 **Funding statement** This work was funded by and RLH and HRVD are supported by the Wellcome
532 Africa Asia Programme Vietnam (106680/Z/14/Z). RL is supported by an OUCRU Prize
533 Studentship and a Nuffield Dept of Medicine Tropical Network Fund DPhil Bursary.

534 **Competing interest statement** AK serves as the current Chair of the National AMR Committee
535 (KPRA). HRVD serves as an Executive Board Member of The Surveillance and Epidemiology of
536 Drug-resistant Infections Consortium (SEDRIC). The other authors declare no competing interests.

537 **Author contributions** RLH conceived the idea for the study. RLH and RL obtained the funding.
538 RL, PD and RLH designed the study protocol and data extraction instrument. PD, GL, MM, and
539 MA collected and verified the data, overseen by RL and RLH. RL, GL and RLH performed the
540 analysis and had full access to all study data. RL, GL, MA and RLH drafted the paper, with critical
541 inputs from AK and HRvD. All authors critically revised the manuscript, and all authors gave
542 approval for the final version to be published.

543 **Data sharing statement:** No additional data are available.

544 **ORCID IDs:**

545 Ralalicia Limato 0000-0002-5306-3254

546 Gilbert Lazarus 0000-0002-3605-6167

547 Puck Dernison -

548 Manzilina Mudia -

549 Monik Alamanda -

550 Erni J. Nelwan 0000-0003-4064-5412

551 Robert Sinto 0000-0003-3857-300X

552 Anis Karuniawati 0000-0002-9882-2488

553 H. Rogier van Doorn 0000-0002-9807-1821

554 Raph L. Hamers 0000-0002-5007-7896

555 REFERENCES

- 556 1 Christopher J L Murray, Kevin Shunji Ikuta, Fablina Sharara, Lucien Swetschinski, Gisela
557 Robles Aguilar, Authia Gray, Chieh Han, Catherine Bisignano, Puja Rao, Eve Wool, Sarah
558 C Johnson, Annie J Browne, Michael Give Chipeta, Frederick Fell, Sean Hackett, MN.
559 Global burden of bacterial antimicrobial resistance in 2019: a systematic analysis. *Lancet*
560 2022; **399**: 629–55.
- 561 2 Aditi Sriram, Erta Kalanxhi, Geetanjali Kapoor, Jessica Craig, Ruchita Balasubramanian,
562 Sehr Brar, Nicola Criscuolo, Alisa Hamilton, Eili Klein, Katie Tseng, Thomas Van Boeckel
563 RL. The State of the World's Antibiotics 2021. 2021.
- 564 3 Klein EY, Van Boeckel TP, Martinez EM, *et al.* Global increase and geographic
565 convergence in antibiotic consumption between 2000 and 2015. *Proc Natl Acad Sci U S A*
566 2018; **115**: E3463–70.
- 567 4 Langford BJ, So M, Raybardhan S, *et al.* Antibiotic prescribing in patients with COVID-19:
568 rapid review and meta-analysis. *Clin Microbiol Infect* 2021; **27**: 520–31.
- 569 5 Agustina R, Dartanto T, Sitompul R, *et al.* Universal health coverage in Indonesia: concept,
570 progress, and challenges. *Lancet*. 2019; **393**: 75–102.
- 571 6 Mboi N, Murty Surbakti I, Trihandini I, *et al.* On the road to universal health care in
572 Indonesia, 1990–2016: a systematic analysis for the Global Burden of Disease Study 2016.
573 *Lancet* 2018; **392**: 581–91.
- 574 7 Parathon H, Kuntaman K, Widiastoety TH, *et al.* Progress towards antimicrobial resistance
575 containment and control in Indonesia. *BMJ* 2017; : j3808.
- 576 8 Ministry of Health Republic of Indonesia. National Action Plan on Antimicrobial Resistance
577 Indonesia 2017-2019. 2017 [https://www.flemingfund.org/wp-](https://www.flemingfund.org/wp-content/uploads/59f148b0482cda160087e29b9a5a21a0.pdf)
578 [content/uploads/59f148b0482cda160087e29b9a5a21a0.pdf](https://www.flemingfund.org/wp-content/uploads/59f148b0482cda160087e29b9a5a21a0.pdf).
- 579 9 Menteri Koordinator Bidang Pembangunan Manusia dan Kebudayaan Republik Indonesia.
580 Peraturan Menteri Koordinator Bidang Pembangunan Manusia dan Kebudayaan Republik
581 Indonesia Nomor 7 Tahun 2021 Tentang Rencana Aksi Nasional Pengendalian Resistensi
582 Antimikroba Tahun 2020-2024. 2021. [https://jdih.kemenkopmk.go.id/sites/default/files/2021-](https://jdih.kemenkopmk.go.id/sites/default/files/2021-11/Permenko%207%202021%20RAN%20PRA.pdf)
583 [11/Permenko 7 2021 RAN PRA.pdf](https://jdih.kemenkopmk.go.id/sites/default/files/2021-11/Permenko%207%202021%20RAN%20PRA.pdf) (accessed Feb 14, 2022).

- 584 10 Page MJ, McKenzie JE, Bossuyt PM, *et al.* The PRISMA 2020 statement: An updated
585 guideline for reporting systematic reviews. *BMJ* 2021; **372**. DOI:10.1136/bmj.n71.
- 586 11 World Health Organization (WHO). WHO releases the 2019 AWaRe Classification
587 Antibiotics. World Heal. Organ. 2019. [https://www.who.int/news/item/01-10-2019-who-](https://www.who.int/news/item/01-10-2019-who-releases-the-2019-aware-classification-antibiotics)
588 [releases-the-2019-aware-classification-antibiotics](https://www.who.int/news/item/01-10-2019-who-releases-the-2019-aware-classification-antibiotics) (accessed March 15, 2021).
- 589 12 Gyssens IC, Van Den Broek PJ, Kullberg BJ, Hekster YA, Van Der Meer JWM. Optimizing
590 antimicrobial therapy. A method for antimicrobial drug use evaluation. *J Antimicrob*
591 *Chemother* 1992; **30**: 724–7.
- 592 13 Van Der Meer JWM, Gyssens IC. Quality of antimicrobial drug prescription in hospital. *Clin*
593 *Microbiol Infect* 2001; **7**: 12–5.
- 594 14 von Elm E, Altman DG, Egger M, Pocock SJ, Gøtzsche PC, Vandenbroucke JP. The
595 Strengthening the Reporting of Observational Studies in Epidemiology (STROBE)
596 statement: guidelines for reporting observational studies. *Lancet* 2007; **370**: 1453–7.
- 597 15 Barker TH, Migliavaca CB, Stein C, *et al.* Conducting proportional meta-analysis in different
598 types of systematic reviews: a guide for synthesisers of evidence. *BMC Med. Res.*
599 *Methodol.* 2021; **21**: 1–9.
- 600 16 Schwarzer G, Chemaitelly H, Abu-Raddad LJ, Rücker G. Seriously misleading results using
601 inverse of Freeman-Tukey double arcsine transformation in meta-analysis of single
602 proportions. *Res Synth Methods* 2019; **10**: 476–83.
- 603 17 Hunter JP, Saratzis A, Sutton AJ, Boucher RH, Sayers RD, Bown MJ. In meta-analyses of
604 proportion studies, funnel plots were found to be an inaccurate method of assessing
605 publication bias. *J Clin Epidemiol* 2014; **67**: 897–903.
- 606 18 Davey P, Scott CL, Brown E, *et al.* Interventions to improve antibiotic prescribing practices
607 for hospital inpatients (updated protocol). *Cochrane Database Syst Rev* 2017.
608 DOI:10.1002/14651858.CD011236.pub2.
- 609 19 Andriani Y, Meirista I, Aprio Y. Evaluasi Penggunaan Antibiotik dengan Metode ATC/DDD
610 dan DU 90% di Puskesmas Kebun Handil Kota Jambi Periode 2018 dan 2019. *J Healthc*
611 *Technol Med* 2020; **6**: 700.
- 612 20 Dirga D, Khairunnisa SM, Akhmad AD, Setyawan IA, Pratama A. Evaluasi Penggunaan

- 613 Antibiotik pada Pasien Rawat Inap di Bangsal Penyakit Dalam RSUD. Dr. H. Abdul Moeloek
614 Provinsi Lampung. *J Kefarmasian Indones* 2021; : 65–75.
- 615 21 Mahmudah F, Sumiwi SA, Hartini S. Study of the Use of Antibiotics with ATC/DDD System
616 and DU 90% in Digestive Surgery in Hospital in Bandung. *Indones J Clin Pharm* 2016; **5**:
617 293–8.
- 618 22 Massey FK, Yulia R, Herawati F. Profil Kualitas dan Kuantitas Penggunaan Antibiotik
619 Profilaksis pada Pre, On, dan Pos Bedah di Rumah Sakit Provinsi (RSP) NTB. *J Sains*
620 *Farm Klin* 2021; **8**: 43.
- 621 23 Narulita L, Bilal R, Akram M, Suharjo S. Analysis of Antibiotics on Patients Surgery,
622 before and after Used Guidelines for Antibiotics (PPAB). *J Pharmascience* 2020; **7**: 51.
- 623 24 Perdaka W, Sagita D, Pratama S. Studi Penggunaan Antibiotik Berdasarkan ATC / DDD
624 Dan Du 90 % Di Puskesmas X Kota Jambi Periode 2017-2018 Study of Antibiotic Use
625 Based on ATC / DDD and Du 90 % in Community Health Centers X City OfJambi Period
626 2017-2018. *J Healthc Technol Med* 2020; **6**: 26–32.
- 627 25 Pratama NYI, Suprpti B, Ardhiansyah AO, Shinta DW. Analisis Penggunaan Antibiotik
628 pada Pasien Rawat Inap Bedah dengan Menggunakan Defined Daily Dose dan Drug
629 Utilization 90% di Rumah Sakit Universitas Airlangga. *Indones J Clin Pharm* 2019; **8**: 256.
- 630 26 Rachmawati S, Fazeri RL, Norcahyanti I. Gambaran Penggunaan Antibiotik di Bangsal
631 Penyakit Dalam RSUD Bangil Kabupaten Pasuruan. *JPSCR J Pharm Sci Clin Res* 2020;
632 **01**: 12–21.
- 633 27 Sholih MG, Sudarjat H, Saula LS. Gambaran penggunaan antibiotik berdasarkan metode
634 ATC/DDD dan DU 90% di salah satu Puskesmas Karawang. *Heal Sci Growth* 2019; : 31–7.
- 635 28 Susanto M, Qanti PO, Anggraini D, Enda WG. Decline in Antibiotic Use after
636 Implementation of Restriction Program at Eka Hospital, Pekanbaru, Riau. In: The 5th
637 International Conference on Public Health. 2019: 1–7.
- 638 29 Trisia FJ, Sagita D, Pratama S, *et al.* Evaluasi Penggunaan Antibiotik Dengan Metode ATC
639 / DDD Dan DU 90 % Di Dua Puskesmas Kota Jambi Periode 2017-2018 Evaluation Of
640 Antibiotic Use By Method ATC / DDD And DU 90 % In Two Health Centers Jambi Period
641 2017-2018. *J Healthc Technol Med* 2020; **6**: 125–38.

- 642 30 Wikantiananda T, Tjahjadi AI, Sudjud RW. Antibiotic Utilization Pattern in the Intensive Care
643 Unit of Tertiary Hospital in West Java, Indonesia. *Int J Integr Heal Sci* 2019; **7**: 81–7.
- 644 31 Hadi U, Keuter M, ... HVA. Optimizing antibiotic usage in adults admitted with fever by a
645 multifaceted intervention in an Indonesian governmental hospital. *Trop Med Int Heal* 2008.
646 <https://onlinelibrary.wiley.com/doi/abs/10.1111/j.1365-3156.2008.02080.x> (accessed May
647 10, 2019).
- 648 32 Herawati F, Yulia R, Hak E, *et al.* A Retrospective Surveillance of the Antibiotics
649 Prophylactic Use of Surgical Procedures in Private Hospitals in Indonesia. *Hosp Pharm*
650 2019; **54**: 323–9.
- 651 33 Kartika N, Lestari E, Farida H, Ciptaningtyas VR. Kualitas dan Kuantitas Penggunaan
652 Antibiotik pada Kasus Penyakit Dalam Sebelum dan Setelah Penyuluhan PPRA Di Rumah
653 Sakit Nasional Diponegoro. *Diponegoro Med J (Jurnal Kedokt Diponegoro)* 2019; **8**: 1306–
654 18.
- 655 34 Kusuma A, Galistiani G, Wijayanti D. Evaluasi Kuantitatif Penggunaan Antibiotik pada
656 Pasien Caesarean Section di RSUD se-Kabupaten Banyumas. *J Farm Indones* 2016; **8**.
657 <http://www.jfionline.org/index.php/jurnal/article/view/245> (accessed May 8, 2019).
- 658 35 Putri Hadiningrat Ayunda, Akrom A, Risdiana I. Analisis penggunaan antibiotik pada pasien
659 Community-Acquired Pneumonia (CAP) di RS PKU Muhammadiyah Gamping. 2021
660 DOI:10.31603/PHARMACY.V7I1.3251.
- 661 36 Yulia R, Yuaraningtyas G, Wijono H. Profil penggunaan antibiotik dan peta kuman di ruang
662 rawat RS Husada Utama Surabaya. 2017. <http://repository.ubaya.ac.id/31867/> (accessed
663 May 7, 2019).
- 664 37 Pradipta IS, Ronasih E, Kartikawati AD, *et al.* Three years of antibacterial consumption in
665 Indonesian Community Health Centers: The application of anatomical therapeutic
666 chemical/defined daily doses and drug utilization 90% method to monitor antibacterial use. *J*
667 *Fam Community Med* 2015; **22**: 101.
- 668 38 Muliani N, Herawati F, Yulia R, Wijono H. Quantity and quality profiles of antibiotics pre, on,
669 and post surgery in a hospital setting. *Int J Clin Pharm* 2021. DOI:10.1007/s11096-021-
670 01251-0.

- 671 39 Adani NL, Arkhaesi N, Anam M. Hubungan usia anak dan diagnosis dengan rasionalitas
672 penggunaan antibiotik pada pasien anak di Puskesmas Rowosari Semarang. *J Kedokt*
673 *Diponegoro* 2015; **4**: 1277–85.
- 674 40 Magdalena R, Bachtiar A. Antimicrobial Resistance Control Program on The Rational Use
675 of Antibiotics In Eka Hospital Pekanbaru, Indonesia. *publications.inschool.id* 2018.
676 <http://publications.inschool.id/index.php/icash/article/view/258> (accessed May 9, 2019).
- 677 41 Yoanitha N, Wirakusumah F, Sukarsa R. Gambaran Rasionalitas Penggunaan Antibiotik
678 berdasarkan Kriteria Gyssens di Bangsal Obstetri dan Ginekologi RSUP Dr. Hasan Sadikin
679 Bandung. *obgynia.com* 2018.
680 <http://www.obgynia.com/obgyn/index.php/obgynia/article/view/37> (accessed May 9, 2019).
- 681 42 Setiawan S, Widyati W, Harijono P. Profil Penggunaan Antibiotik Pascapencanangan
682 Penerapan Program Pengendalian Resistensi Antibiotik di Intensive Care Unit Rumah Sakit
683 TNI-AL dr. Ramelan. *J Farm Klin Indones* 2018; **7**: 30–7.
- 684 43 Purwaningsih AEDA, Rahmawati F, Wahyono D. Evaluasi Penggunaan Antibiotik Pada
685 Pasien Pediatri Di Bangsal Rawat Inap Rumah Sakit Islam Sultan Agung Semarang. 2015.
686 http://etd.repository.ugm.ac.id/index.php?act=view&buku_id=83867&mod=penelitian_detail
687 [&sub=PenelitianDetail&typ=html](http://etd.repository.ugm.ac.id/index.php?act=view&buku_id=83867&mod=penelitian_detail&sub=PenelitianDetail&typ=html) (accessed May 9, 2019).
- 688 44 Muthoharoh A, Iana ND, Rahmatullah S, Wirasti W. Evaluasi kualitatif penggunaan
689 antibiotika profilaksis di instalasi bedah sentral secara retrospektif. 2019
690 <http://repository.urecol.org/index.php/proceeding/article/view/386> (accessed May 8, 2019).
- 691 45 Hanifah H, Sari I, Nuryastuti T. Evaluasi Penggunaan Antibiotik Empiris dan Analisis Biaya
692 Demam Tifoid di Sebuah RS Swasta Kota Semarang. *jsfk.ffarmasi.unand.ac.id* 2018; **5**: 1–
693 6.
- 694 46 Inez A, Susanti Program Studi Farmasi R, Kedokteran Universtas Tanjungpura JI Profesor
695 Dokter Hadari Nawawi FH, *et al.* Evaluasi Rasionalitas Penggunaan Antibiotik pada Pasien
696 Anak Rawat Inap di Rumah Sakit Universitas Tanjungpura Periode Januari-Juni 2018
697 Evaluation of Antibiotic Rationality for Pediatric Inpatient at Hospital of Tanjungpura
698 University Period. 2019 <https://jurnal.untan.ac.id/index.php/jmfarmasi/article/view/37615>
699 (accessed Feb 7, 2021).

- 700 47 Rosdiana D, Anggraini D, Balmas M, Effendi D, Bet A. Peningkatan Rasionalitas
701 Penggunaan Antibiotik Pasca Implementasi Kebijakan Penggunaan Antimikroba di RSUD
702 Arifin Achmad Pekanbaru. *J Kedokt Brawijaya* 2018; **30**: 36–40.
- 703 48 Aljufri AQ, Yasin NM, Wahyono D. Rasionalitas Terapi Antibiotik Empiris Pada Pasien
704 Pneumonia di Instalasi Rawat Inap RSUP Dr. Kariadi Semarang. *Maj Farm* 2021; **17**: 89.
- 705 49 Anggraini ENF, Wicaksono A, Armyanti I. Rasionalitas Penggunaan Antibiotik pada Kasus
706 Typhus Abdominalis di Puskesmas Siantan Hilir Kota Pontianak Tahun 2014. *J Mhs PSPD*
707 *FK Univ Tanjungpura* 2018; **2**. <http://jurnal.untan.ac.id/index.php/jfk/article/view/23543>
708 (accessed May 8, 2019).
- 709 50 Hardiana I, Ratih Laksmiawati D, Utami Ramadaniati H, *et al.* Evaluasi penggunaan
710 antibiotika pada pasien pneumonia komunitas di instalasi rawat inap RSPAD Gatot Subroto.
711 *Orig Artic MFF* 2021; **25**: 1–6.
- 712 51 Waridiarto DS, Agus Priambodo, Endang Sri Lestari. Kualitas penggunaan antibiotik pada
713 kasus bedah orthopedi di bangsal bedah RSUP Dr. Kariadi. *Media Med Muda* 2015; **4**:
714 618–25.
- 715 52 Maakh DT, Da A, Fraga SS, Firdaus A. Rationality Evaluation of The Use of Prophylactic
716 Antibiotics In Sectio Caesarea Patients In Hospitals. Mgr. Gabriel Manek, Svd Atambua in
717 2018. Universitas Citra Bangsa, 2019 <http://www.cyber->
718 [chmk.net/ojs/index.php/farmasi/article/view/641](http://www.cyber-chmk.net/ojs/index.php/farmasi/article/view/641) (accessed Feb 4, 2021).
- 719 53 Ibrahim AM, Widyati W, Prasetyadi FOH. Analisis Kualitatif Penggunaan Antibiotik pada
720 Pasien Rujukan dengan Metode Analisis Alur Gyssen di RSPAL Dr. Ramelan Surabaya.
721 *MPI (Media Pharm Indones* 2020; **3**: 88.
- 722 54 Sumiwi SA. Quality of Antibiotics Use in Patients with Digestive Surgery in Hospital in
723 Bandung City. *Indones J Clin Pharm* 2014; **3**: 135–40.
- 724 55 Sutrisno E, Humardewayanti R, Bayupurnama P. Impact of irrational antibiotic therapy to
725 hospital cost of care of pneumonia in patients in Dr. Sardjito Hospital. *Acta Interna J Intern*
726 *Med* 2013; **3**: 67–71.
- 727 56 Harartasyahrani RA, Simamora S. Evaluasi penggunaan antibiotik profilaksis pada pasien
728 bedah kategori highly recommended di rumah sakit “X” kota Prabumulih. *J Muara Sains*,

- 729 *Tekno Kedokt dan Ilmu Kesehat* 2021; **5**: 121.
- 730 57 Ovikariani S, Saptawat T, Rahma FA. Evaluasi Rasionalitas Penggunaan Antibiotik Pada
731 Pasien Ispa Di. *J Ilmu Keperawatan dan Kebidanan STIKES Telogorejo* 2019; **XI**: 76–82.
- 732 58 Ofisya M, Laviesta, Susanti R, Purwanti NU. Evaluasi penggunaan antibiotik pada pasien
733 pneumonia rawat inap di RSUD dr. Soedarso Pontianak. 2020
734 <https://jurnal.untan.ac.id/index.php/jmfarmasi/article/view/42256> (accessed Feb 7, 2021).
- 735 59 Grassella, Yuswar MA, Purwanti NU. Studi rasionalitas penggunaan antibiotik dan interaksi
736 obat pada pasien anak terdiagnosis Infeksi Saluran Pernapasan Akut (ISPA) di instalasi
737 rawat jalan RSUD Sultan Syarif Mohamad Alkadrie Pontianak tahun 2018. *J Mhs Farm Fak*
738 *Kedokt UNTAN* 2019; **4**. <https://jurnal.untan.ac.id/index.php/jmfarmasi/article/view/35316>
739 (accessed Feb 7, 2021).
- 740 60 Hasyul SFP, Puspitan T, Nuari DA, Muntaqin EP, Wartini E, Eka MY. Evaluasi penggunaan
741 obat antibiotik pada pasien demam tifoid di Kabupaten Garut pada Januari-Desember 2017.
742 *J Ilm Farm Bahari* 2019; **10**: 160–70.
- 743 61 Jamiati J, Abadi H, Sari M. Evaluasi Peresepan Antibiotik Pada Pasien Rawat Jalan di
744 Puskesmas Dabun Gelang Kabupaten Gayo Lues. *J Dunia Farm* 2019; **3**: 115–22.
- 745 62 Fakhrunnisa F, Andrajadi R, Radji M. Quality of Antibiotic Prescribing for Respiratory Tract
746 Disease in Primary Healthcare Centers in the District of Tegal, Central Java, Indonesia.
747 *Indones J Clin Pharm* 2020; **9**: 95.
- 748 63 Anggraini AB, Syachroni. Penggunaan Antibiotik Profilaksis pada Bedah Bersih di Rumah
749 Sakit di Jakarta. *J Penelit dan Pengemb Pelayanan Kesehat* 2020; **4**: 7–12.
- 750 64 Dewi R, Sutrisno D, Medina F, *et al.* Evaluasi Penggunaan Antibiotik Infeksi Saluran
751 Pernapasan Atas pada Anak di Puskesmas Olak Kemang Kota Jambi Tahun 2018
752 Evaluation of Antibiotic Use for Upper Respiratory Tract Infections in Children in Olak
753 Kemang Public Health Center, Jambi in 2018. 2020
754 DOI:10.30595/PHARMACY.V17I1.6936.
- 755 65 Dewi R, Sutrisno D, Purnamasari R. Evaluasi Penggunaan Antibiotik pada Pasien Balita
756 dengan Diagnosa Infeksi Saluran Pernapasan Atas di Puskesmas Koni Kota Jambi. *J Sains*
757 *Kes* 2020 2020; **2**: 385–90.

- 758 66 Kaparang PC, Tjitrosantoso H, Yamlean PV. Evaluasi kerasionalan penggunaan antibiotika
759 pada pengobatan pneumonia anak di instalasi rawat inap RSUP Prof. Dr. R. D. Kandou
760 manado periode Januari-Desember 2013. *PHARMACON* 2014; **3**.
761 <https://ejournal.unsrat.ac.id/index.php/pharmacon/article/view/5440> (accessed May 13,
762 2019).
- 763 67 Herlina D, Hasina R, Dewi NMAR. Pola persepsian antibiotik pada pasien infeksi saluran
764 kemih di instalasi rawat jalan RSUD Provinsi NTB tahun 2017. *Sasambo J Pharm* 2021; **2**:
765 11–5.
- 766 68 Zazuli Z, Sukandar EY, Lisni I. Evaluasi Penggunaan Obat pada Pasien Bedah di Suatu
767 Rumah Sakit Swasta di Bandung. *J Farm Klin Indones* 2015; **4**: 87–97.
- 768 69 Islam Z, Qodariyah SM, Nursehah ENE. Penggunaan Antibiotik Pada Terapi Community
769 Acquired Pneumonia di RSUD Pasar Rebo dan RSUD Tarakan di Jakarta Tahun 2014. *J*
770 *Sains dan Teknol Farm* 2017; **19**: 1–8.
- 771 70 Dania H, Baroroh F, Bachri MS. Evaluasi Penggunaan Antibiotik Pada Pasien Bedah Sesar
772 Di Rumah Sakit PKU Muhammadiyah Bantul Yogyakarta. *Pharm J Farm Indones* 2016; **13**.
773 [https://www.neliti.com/id/publications/161113/evaluasi-penggunaan-antibiotik-pada-pasien-](https://www.neliti.com/id/publications/161113/evaluasi-penggunaan-antibiotik-pada-pasien-bedah-sesar-di-rumah-sakit-pku-muhamm)
774 [bedah-sesar-di-rumah-sakit-pku-muhamm](https://www.neliti.com/id/publications/161113/evaluasi-penggunaan-antibiotik-pada-pasien-bedah-sesar-di-rumah-sakit-pku-muhamm) (accessed May 10, 2019).
- 775 71 Nyoman SMH N, Sumarsono T, Wahidatun N. Study on Use of Antibiotics for the Treatment
776 of Acute Respiratory Infections (ARIs) in Children at a Clinic in Bandung, Indonesia. *Res J*
777 *Pharm Biol Chem Sci* 2017; **8**: 158.
- 778 72 Andrajati R, Tilaqza A, Supardi S. Factors related to rational antibiotic prescriptions in
779 community health centers in Depok City, Indonesia. *J Infect Public Health* 2016; **10**: 41–8.
- 780 73 Dewi RS, Radji M, Andalusia R. Evaluation of Antibiotic Use Among Sepsis Patients in an
781 Intensive Care Unit: A cross-sectional study at a referral hospital in Indonesia. *Sultan*
782 *Qaboos Univ Med J [SQUMJ]* 2018; **18**: 367.
- 783 74 Bakhtiar, Makaba S, Hasmi, Mallongi A. Rationality of Antibiotic Drug Used to Medical
784 Patient Post-Operatively in Selebe Solu Hospital Sorong City Papua Barat Province 2018.
785 *Int J Sci Healthc Res* 2019; **4**.
786 http://ijshr.com/IJSHR_Vol.4_Issue.1_Jan2019/IJSHR0022.pdf (accessed May 9, 2019).

- 787 75 Sugiarti T, Sidemen A, Wiratmo. Studi Penggunaan Antibiotik pada Pasien Penyakit ISPA
788 Usia Bawah Lima Tahun di Instalasi Rawat Jalan Puskesmas Sumber Sari Periode 1
789 Januari-31 Maret 2014. *jurnal.unej.ac.id* 2015.
790 <https://jurnal.unej.ac.id/index.php/JPK/article/view/2583> (accessed May 9, 2019).
- 791 76 Rusdiana N, Safitri M, Resti A. Evaluasi penggunaan antibiotika profilaksis pada pasien
792 bedah sesar terencana di rumah sakit ibu dan anak “x” di Tangerang. *Soc Clin Pharm*
793 *Indones J* 2016. <http://journal.uta45jakarta.ac.id/index.php/SCPIJ/article/view/275>
794 (accessed May 9, 2019).
- 795 77 Oktaviani F, Wahyono D, Yuniarti E. Evaluasi penggunaan antibiotik profilaksis terhadap
796 kejadian infeksi luka operasi pada operasi sectio caesarea. *J Manaj DAN PELAYANAN*
797 *Farm (Journal Manag Pharm Pract* 2015. <https://journal.ugm.ac.id/jmpf/article/view/29449>
798 (accessed May 7, 2019).
- 799 78 Kurniawati H, Auliyannah A. Pattern of antibiotics use in adult patients with Urinary Tract
800 Infection (UTI). 2021 DOI:10.20527/JBK.V1711.10244.
- 801 79 Bestari MP, Karuniawati H. Evaluasi Rasionalitas dan Efektifitas Penggunaan Antibiotik
802 pada Pasien Pneumonia Pediatrik di Instalasi Rawat Inap Rumah Sakit Pusat Jawa
803 Tengah. *Pharmacon J Farm Indones* 2019; **14**. DOI:10.23917/pharmacon.v14i2.6524.
- 804 80 Limato R, Nelwan EJ, Mudia M, *et al*. A multicentre point prevalence survey of patterns and
805 quality of antibiotic prescribing in Indonesian hospitals. *JAC-Antimicrobial Resist* 2021; : 1–
806 10.
- 807 81 Ridha Elvina, Nur Rahmi, Sandra Ayu Oktavira. Evaluasi penggunaan antibiotik pada
808 pasien Community-Acquired Pneumonia (CAP) di instalasi rawat inap rumah sakit ‘X’
809 Jakarta. *Pharmacy* 2017; **14**: 64–74.
- 810 82 Risha Fillah Fithria, Akroman Rohmat Di’fain. Rasionalitas terapi antibiotik pada pasien
811 diare akut anak usia 1-4 tahun di rumah sakit Banyumanik Semarang tahun 2013.
812 *Pharmacy* 2015; **12**: 197–209.
- 813 83 Nawakasari N, Nugraheni AY. Evaluasi Penggunaan Antibiotik pada Pasien Infeksi Saluran
814 Kemih di Instalasi Rawat Inap RSUP X di Klaten Tahun 2017. *Pharmacon J Farm Indones*
815 2019; **16**: 38–48.

- 816 84 Octavia DR. Evaluasi Penggunaan Antibiotika Profilaksis pada Pasien Bedah Sesar.
817 *Indones J Heal Res* 2019; **2**: 23–30.
- 818 85 Benua GP, Tiwow GAR, Untu SD, Karauwan FA. Evaluasi Rasionalitas Penggunaan
819 Antibiotik Pada Pasien ISPA Di Puskesmas Tonusu Kecamatan Pamona Puselemba
820 Kabupaten Poso. *J Biofarmasetikal Trop* 2019; **2019**: 136–40.
- 821 86 Karuniawati H, Yulianti T, Aini DK, Nurwienda FI. Impact of antimicrobial stewardship
822 program on the use of antibiotics in pneumonia patients at teaching hospital in surakarta
823 Indonesia. *Int J Appl Pharm* 2021; **13**: 20–3.
- 824 87 Farida H, Herawati H, Hapsari M, Notoatmodjo H, Hardian H. Penggunaan Antibiotik
825 Secara Bijak Untuk Mengurangi Resistensi Antibiotik, Studi Intervensi di Bagian Kesehatan
826 Anak RS Dr. Kariadi. *Sari Pediatr* 2016; **10**: 34.
- 827 88 Hapsari M, Farida H, Keuter M, PJ B, Pediatri UH-S, 2016 U. Penurunan Penggunaan
828 Antibiotik pada Pasien Anak dengan Demam. *Sari Pediatr* 2006.
829 <https://saripediatri.org/index.php/sari-pediatri/article/download/816/751> (accessed May 7,
830 2019).
- 831 89 Murni IK, Duke T, Kinney S, Daley AJ, Soenarto Y. Reducing hospital-acquired infections
832 and improving the rational use of antibiotics in a developing country: an effectiveness study.
833 *Arch Dis Child* 2015; **100**: 454–9.
- 834 90 King J, Ciptaningtyas VR. Kuantitas penggunaan antibiotik sebelum dan setelah pembuatan
835 Pedoman Penggunaan Antibiotik (PPAB). Penelitian pada kasus bedah digestif RSUP Dr.
836 Kariadi Semarang. *J Kedokt Diponegoro* 2015; **4**: 1072–82.
- 837 91 Lizikri A, Arozal W, Ramadaniati HU. Effects of Clinical Pathway Implementation in
838 Management of Pediatric Inpatients with Pneumonia: A Cross-Sectional Study in Indonesia.
839 *Int J Res Pharm Sci* 2020; **11**: 7281–8.
- 840 92 Dwiprahasto I. Ketersediaan obat di kabupaten dan mutu persepan di pusat pelayanan
841 kesehatan primer. *Berkala Ilmu Kedokteran* 2004. [http://i-
842 lib.ugm.ac.id/jurnal/detail.php?dataId=3283](http://i-lib.ugm.ac.id/jurnal/detail.php?dataId=3283) (accessed May 9, 2019).
- 843 93 Widowati I, Wirawan I, Nopiyan N, Sari K. Pharmacist counseling intervention to improve
844 patient antibiotic compliance. *phpmajournal.org* 2018.

- 845 <https://phpmajournal.org/index.php/phpma/article/view/158> (accessed May 9, 2019).
- 846 94 Artini I, Indrayani A. Penggunaan antibiotika secara mandiri pada mahasiswa kedokteran
847 dan non kedokteran Universitas Udayana. *ojs.unud.ac.id* 2016.
848 <https://ojs.unud.ac.id/index.php/ach/article/view/27464> (accessed May 9, 2019).
- 849 95 Djawaria DAP, Setiadi AP, Setiawan E. Analisis Perilaku dan Faktor Penyebab Perilaku
850 Penggunaan Antibiotik Tanpa Resep di Surabaya Behavior Behavior Analysis and
851 Attributed Factors to Non Prescription Antibiotic Used in Surabaya. *J MKMI* 2018; **14**.
852 DOI:10.30597/mkmi.v14i4.5080.
- 853 96 Kurniawan K, Posangi J, Rampengan N. Association between public knowledge regarding
854 antibiotics and self-medication with antibiotics in Teling Atas Community Health Center,
855 East Indonesia. *Med J Indones* 2017; **26**: 62.
- 856 97 Novelni R, Azyenela L, Septiana Y. Hubungan tingkat pendidikan masyarakat terhadap
857 pengetahuan dalam penggunaan antibiotik oral di apotek Kecamatan Koto Tengah Padang.
858 *J Penelit Farm Indones* 2020; **9**: 2020.
- 859 98 Nuraini A, Yulia R, Herawati F, Setiasih S. The Relation between Knowledge and Belief with
860 Adult Patient's Antibiotics Use Adherence. *J Manaj DAN PELAYANAN Farm (Journal*
861 *Manag Pharm Pract* 2019; **8**: 165.
- 862 99 Pratama AN, Rohmawati A, Rachmawati E. A survey of antibiotics purchased without
863 prescription among non-health science students in Jember, Indonesia. *J Farm Sains dan*
864 *Komunitas* 2018. <https://e-journal.usd.ac.id/index.php/JFSK/article/view/1032> (accessed
865 May 9, 2019).
- 866 100 Salsabila NN, Kristina SA. Awareness on antibiotic resistance among lay people in
867 Yogyakarta, Indonesia. *Int Jounral Pharm Res* 2021; **12**: 180–8.
- 868 101 Siahaan S, Usia T, Pujiati S, *et al*. Pengetahuan, sikap, dan perilaku masyarakat dalam
869 memilih obat yang aman di tiga Provinsi di Indonesia. *neliti.com* 2017.
870 [https://www.neliti.com/publications/178574/pengetahuan-sikap-dan-perilaku-masyarakat-](https://www.neliti.com/publications/178574/pengetahuan-sikap-dan-perilaku-masyarakat-dalam-memilih-obat-yang-aman-di-tiga-p)
871 [dalam-memilih-obat-yang-aman-di-tiga-p](https://www.neliti.com/publications/178574/pengetahuan-sikap-dan-perilaku-masyarakat-dalam-memilih-obat-yang-aman-di-tiga-p) (accessed May 7, 2019).
- 872 102 Tandjung H, Wiyono WI, Mpila DA. Pengetahuan dan penggunaan antibiotik secara
873 swamedikasi pada masyarakat di kota Manado. 2021 DOI:10.35799/PHA.10.2021.34044.

- 874 103 WHO. Antibiotic Resistance: Multi-Country Public Awareness Survey. *WHO Press* 2015; :
875 1–51.
- 876 104 Widayati A, Suryawati S, de Crespigny C, Hiller JE. Self medication with antibiotics in
877 Yogyakarta City Indonesia: a cross sectional population-based survey. *BMC Res Notes*
878 2011; **4**: 491.
- 879 105 Widayati A, Suryawati S, de Crespigny C, Hiller JE. Knowledge and beliefs about antibiotics
880 among people in Yogyakarta City Indonesia: a cross sectional population-based survey.
881 *Antimicrob Resist Infect Control* 2012; **1**: 38.
- 882 106 Fatmah S, Aini SR, Pratama IS. Tingkat Pengetahuan Mahasiswa Tahun Pertama Bersama
883 (TPB) tentang Penggunaan Antibiotik dalam Swamedikasi. *J Sains Farm Klin* 2019; **6**: 200.
- 884 107 Yulia R, Putri R, Wahyudi R. Studi Tingkat Pengetahuan Masyarakat terhadap Penggunaan
885 Antibiotik di Puskesmas Rasimah Ahmad Bukittinggi. *J Pharm Sci* 2019; **2**: 43–8.
- 886 108 Yuliani NN, Wijaya C, Moeda G. Tingkat pengetahuan masyarakat RW IV Kelurahan
887 Fontein Kota Kupang terhadap penggunaan antibiotik. 2014
888 [https://media.neliti.com/media/publications/259672-tingkat-pengetahuan-masyarakat-rwiv-](https://media.neliti.com/media/publications/259672-tingkat-pengetahuan-masyarakat-rwiv-kelu-a98691f1.pdf)
889 [kelu-a98691f1.pdf](https://media.neliti.com/media/publications/259672-tingkat-pengetahuan-masyarakat-rwiv-kelu-a98691f1.pdf) (accessed May 10, 2019).
- 890 109 Fernandez ABM. Studi Penggunaan Antibiotik Tanpa Resep Di Kabupaten Manggarai dan
891 Manggarai Barat – NTT. 2013; **2**: 1–17.
- 892 110 Fimanggara B, Istriati, Diposarosa R. Knowledge and Attitude towards Antibiotic Use
893 among College Students in Jatinangor. *journal.fk.unpad.ac.id* 2016.
894 <http://journal.fk.unpad.ac.id/index.php/amj/article/view/792> (accessed May 9, 2019).
- 895 111 Fitriah R, Mardiaty N, Tinggi S, *et al*. Pengaruh faktor sosiodemografi terhadap pengetahuan
896 dan sikap pada penggunaan antibiotik di kalangan masyarakat pedesaan: Studi
897 observasional di kecamatan Cempaka Banjarbaru. 2021
898 DOI:10.31603/PHARMACY.V7I1.3181.
- 899 112 Hamid F, Rasmin Kotto F, Prasetya W. Karakteristik Pengguna Antibiotik tanpa Resep
900 Dokter di Kalangan Guru Kecamatan Labakkang, Kabupaten Pangkajene dan Kepulauan.
901 2020 DOI:10.24252/ALAMI.V4I2.15157.
- 902 113 Insany AN, Dika P. Destiani, Anwar Sani, Lilik Sabdaningtyas, Ivan S. Pradipta. Association

- 903 between Perceived Value and Self-Medication with Antibiotics: An Observational Study
904 Based on Health Belief Model Theory. *J Farm Klin Indones* 2015; **4**: 77–86.
- 905 114 Kondo IV, Lolo WA, Jayanto I. Pengaruh Tingkat Pengetahuan Dan Sikap Terhadap
906 Penggunaan Antibiotik Di Apotek Kimia Farma 396 Tuminting Kota Manado. *Pharmacon*
907 2020; **9**.
- 908 115 Kristina SA, Wati R, Prasetyo SD, Fortwengel G. Public knowledge and awareness towards
909 antibiotics use in Yogyakarta: A cross sectional survey. *Pharm Sci Asia* 2020.
910 DOI:10.29090/psa.2020.02.019.0008.
- 911 116 Asvinigita LRM, Ikapuspitasari, Kristina SA. Antibiotics stewardship practice among
912 community pharmacists in indonesia: A cross-sectional survey. *Int J Pharm Res* 2019; **11**:
913 176–81.
- 914 117 Siswati S. Analisis penggunaan antibiotika yang tidak rasional pada balita penderita bukan
915 pneumonia di kota Padang. Lembaga Penelitian, Universitas Negeri Padang, 2009
916 <http://ejournal.unp.ac.id/index.php/sainstek/article/view/153> (accessed May 8, 2019).
- 917 118 Zhang J, Cameron D, Quak SH, *et al*. Rates and determinants of antibiotics and probiotics
918 prescription to children in Asia-Pacific countries. *Benef Microbes* 2020; **11**: 329–38.
- 919 119 Wulandari LPL, Khan M, Liverani M, *et al*. Prevalence and determinants of inappropriate
920 antibiotic dispensing at private drug retail outlets in urban and rural areas of Indonesia: A
921 mixed methods study. *BMJ Glob Heal* 2021; **6**: 1–11.
- 922 120 Arshad M, Mahmood SF, Khan M, Hasan R. Covid -19, misinformation, and antimicrobial
923 resistance. *BMJ* 2020; **371**: 1–2.
- 924 121 CDDEP. Resistance Map: Indonesia Use Data. 2021.
925 <https://resistancemap.cddep.org/CountryPage.php?countryId=77&country=Indonesia+>
926 (accessed May 31, 2021).
- 927 122 Thamlikitkul V, Rattanaumpawan P, Sirijatuphat R, Wangchinda W. Integrated one-day
928 surveillance of antimicrobial use, antimicrobial consumption, antimicrobial resistance,
929 healthcare-associated infection, and antimicrobial resistance burden among hospitalized
930 patients in Thailand. *J Infect* 2020; **81**: 98–106.
- 931 123 Singh SK, Sengupta S, Antony R, *et al*. Variations in antibiotic use across India: multi-centre

- 932 study through Global Point Prevalence survey. *J Hosp Infect* 2019; **103**: 280–3.
- 933 124 Saleem Z, Hassali MA, Versporten A, *et al.* A multicenter point prevalence survey of
934 antibiotic use in Punjab, Pakistan: findings and implications. *Expert Rev Anti Infect Ther*
935 2019; **17**: 285–93.
- 936 125 Xie D shuang, Xiang L li, Li R, Hu Q, Luo Q qin, Xiong W. A multicenter point-prevalence
937 survey of antibiotic use in 13 Chinese hospitals. *J Infect Public Health* 2015; **8**: 55–61.
- 938 126 Thu TA, Rahman M, Coffin S, Harun-Or-Rashid M, Sakamoto J, Hung NV. Antibiotic use in
939 Vietnamese hospitals: A multicenter point-prevalence study. *Am J Infect Control* 2012; **40**:
940 840–4.
- 941 127 Versporten A, Zarb P, Caniaux I, *et al.* Antimicrobial consumption and resistance in adult
942 hospital inpatients in 53 countries: results of an internet-based global point prevalence
943 survey. *Lancet Glob Heal* 2018; **6**: e619–29.
- 944 128 Saleem Z, Hassali MA, Godman B, *et al.* Point prevalence surveys of antimicrobial use: a
945 systematic review and the implications. *Expert Rev Anti Infect Ther* 2020; **18**: 897–910.
- 946 129 Klein EY, Milkowska-Shibata M, Tseng KK, *et al.* Assessment of WHO antibiotic
947 consumption and access targets in 76 countries, 2000–15: an analysis of pharmaceutical
948 sales data. *Lancet Infect Dis* 2021; **21**: 107–15.
- 949 130 Schwartz KL, Langford BJ, Daneman N, *et al.* Unnecessary antibiotic prescribing in a
950 Canadian primary care setting: a descriptive analysis using routinely collected electronic
951 medical record data. *C Open* 2020; **8**: E360–9.
- 952 131 Gasson J, Blockman M, Willems B. Antibiotic prescribing practice and adherence to
953 guidelines in primary care in the cape town Metro district, South Africa. *South African Med J*
954 2018; **108**: 304–10.
- 955 132 Wang J, Wang P, Wang X, Zheng Y, Xiao Y. Use and prescription of antibiotics in primary
956 health care settings in China. *JAMA Intern Med* 2014; **174**: 1914–20.
- 957 133 Sarwar MR, Saqib A, Iftikhar S, Sadiq T. Antimicrobial use by WHO methodology at primary
958 health care centers: a cross sectional study in Punjab, Pakistan. *BMC Infect Dis* 2018; **18**:
959 1–9.
- 960 134 Minh NNQ, van Toi P, Qui LM, *et al.* Antibiotic use and prescription and its effects on

- 961 Enterobacteriaceae in the gut in children with mild respiratory infections in Ho Chi Minh City,
962 Vietnam. A prospective observational outpatient study. *PLoS One* 2020; **15**: 1–18.
- 963 135 Sulis G, Adam P, Nafade V, *et al.* Antibiotic prescription practices in primary care in low-
964 And middle-income countries: A systematic review and meta-analysis. *PLoS Med* 2020; **17**:
965 1–20.
- 966 136 Chaw PS, Höpner J, Mikolajczyk R. The knowledge, attitude and practice of health
967 practitioners towards antibiotic prescribing and resistance in developing countries—A
968 systematic review. *J Clin Pharm Ther* 2018; **43**: 606–13.
- 969 137 Md Rezal RS, Hassali MA, Alrasheedy AA, Saleem F, Md Yusof FA, Godman B.
970 Physicians' knowledge, perceptions and behaviour towards antibiotic prescribing: a
971 systematic review of the literature. *Expert Rev Anti Infect Ther* 2015; **13**: 665–80.
- 972 138 Monnier AA, Eisenstein BI, Hulscher ME, Gyssens IC. Towards a global definition of
973 responsible antibiotic use: Results of an international multidisciplinary consensus
974 procedure. *J Antimicrob Chemother* 2018; **73**: vi3–16.
- 975 139 Le Maréchal M, Tebano G, Monnier AA, *et al.* Quality indicators assessing antibiotic use in
976 the outpatient setting: A systematic review followed by an international multidisciplinary
977 consensus procedure. *J Antimicrob Chemother* 2018; **73**: vi40–9.
- 978 140 Schuts EC, Hulscher MEJL, Mouton JW, *et al.* Current evidence on hospital antimicrobial
979 stewardship objectives: A systematic review and meta-analysis. *Lancet Infect Dis* 2016; **16**:
980 847–56.
- 981 141 Karanika S, Paudel S, Grigoras C, Kalbasi A, Mylonakis E. Systematic review and meta-
982 analysis of clinical and economic outcomes from the implementation of hospital-based
983 antimicrobial stewardship programs. *Antimicrob Agents Chemother* 2016; **60**: 4840–52.
- 984 142 Hospital Accreditation Committee. Standard Hospital Accreditation 1st Edition. 2017.
- 985 143 Herawati F, Ananta SC, Parwitha IAA, *et al.* Interview-based cross-sectional needs
986 assessment to advance the implementation of an effective antibiotic stewardship program in
987 Indonesian hospitals. *Heal Policy OPEN* 2020; **1**: 100002.
- 988 144 Lee TH, Lye DC, Chung DR, *et al.* Antimicrobial stewardship capacity and manpower needs
989 in the Asia Pacific. *J Glob Antimicrob Resist* 2021; **24**: 387–94.

- 990 145 Ministry of Health Republic of Indonesia. Peraturan Menteri Kesehatan Republik Indonesia
991 Nomor 8 Tahun 2015 Tentang Program Pengendalian Resistensi Antimikroba di Rumah
992 Sakit. Indonesia, 2015.
- 993 146 Direktorat Pelayanan Kesehatan Rujukan DJPKKKRI. Panduan Penatagunaan Antimikroba
994 di Rumah Sakit Edisi 1. 2021.
- 995 147 Wilkinson A, Ebata A, Macgregor H. Interventions to Reduce Antibiotic Prescribing in
996 LMICs: A Scoping Review of Evidence from Human and Animal Health Systems. *Antibiot*
997 *(Basel, Switzerland)* 2018; **8**. DOI:10.3390/ANTIBIOTICS8010002.
- 998 148 Van Katwyk SR, Grimshaw JM, Nkangu M, *et al*. Government policy interventions to reduce
999 human antimicrobial use: A systematic review and evidence map. *PLOS Med* 2019; **16**:
1000 e1002819.
- 1001 149 US Department of Health and Human Services, CDC. Core elements of hospital antibiotic
1002 stewardship programs. *US Dep Heal Hum Serv CDC* 2019; : 40.
- 1003 150 Dijck C Van, Vlieghe E, Janneke &, Cox A. Systematic reviews Antibiotic stewardship
1004 interventions in hospitals in low-and middle-income countries: a systematic review. *Bull*
1005 *World Heal Organ* 2018; **96**: 266–80.
- 1006 151 Burke JP. Antibiotic Resistance — Squeezing the Balloon? *Jama* 1998; **280**: 1270–1.
- 1007 152 Auta A, Hadi MA, Oga E, *et al*. Global access to antibiotics without prescription in
1008 community pharmacies: A systematic review and meta-analysis. *J Infect* 2019; **78**: 8–18.
- 1009 153 Nepal G, Bhatta S. Self-medication with Antibiotics in WHO Southeast Asian Region: A
1010 Systematic Review. *Cureus* 2018; **10**: e2428.
- 1011 154 Chua AQ, Verma M, Hsu LY, Legido-Quigley H. An analysis of national action plans on
1012 antimicrobial resistance in Southeast Asia using a governance framework approach. *Lancet*
1013 *Reg Heal - West Pacific* 2021; **7**: 100084.
- 1014 155 WHO. Global antimicrobial resistance and use surveillance system (GLASS) report.
1015 Geneva, 2021 [http://www.who.int/glass/resources/publications/early-implementation-report-](http://www.who.int/glass/resources/publications/early-implementation-report-2020/en/)
1016 [2020/en/](http://www.who.int/glass/resources/publications/early-implementation-report-2020/en/).
- 1017 156 Ministry of Health Republic of Indonesia. Peraturan Menteri Kesehatan Republik Indonesia
1018 Nomor 28 Tahun 2021 Tentang Pedoman Penggunaan Antibiotik. 2021.

1019 157 Bloom G, Merrett GB, Wilkinson A, Lin V, Paulin S. Antimicrobial resistance and universal
1020 health coverage. *BMJ Glob Heal* 2017; **2**: e000518.
1021 158 ReAct - Action on Antibiotic Resistance. Antimicrobial resistance and universal health
1022 coverage What's the deal? 2019 [https://www.reactgroup.org/wp-](https://www.reactgroup.org/wp-content/uploads/2019/09/Antimicrobial-resistance-and-universal-health-coverage-Whats-the-deal-ReAct-Sept-2019.pdf)
1023 [content/uploads/2019/09/Antimicrobial-resistance-and-universal-health-coverage-Whats-](https://www.reactgroup.org/wp-content/uploads/2019/09/Antimicrobial-resistance-and-universal-health-coverage-Whats-the-deal-ReAct-Sept-2019.pdf)
1024 [the-deal-ReAct-Sept-2019.pdf](https://www.reactgroup.org/wp-content/uploads/2019/09/Antimicrobial-resistance-and-universal-health-coverage-Whats-the-deal-ReAct-Sept-2019.pdf) (accessed Dec 26, 2021).
1025

1026 **FIGURE LEGEND**

1027

1028

1029 **Figure 1.** PRISMA flowchart of study selection

1030

1031

1032

1033 **Figure 2.** Geographical map of the 100 included reports on antibiotic use in Indonesia 2000-2021

1034

1035 The map includes 2 KAP surveys that were conducted nationwide, and 1 AMS study and 1 KAP
1036 survey that were conducted in multiple provinces.

1037

1038

1039

1040 **Figure 3.** Summary forest plot of reports on antibiotic consumption

1041

1042 The figure summarizes 20 reports in the domain antibiotic consumption, expressed as DDD/100
1043 patient-days, for the top-15 antibiotics. Egger's tests to assess publication bias could only be
1044 performed for the primary analysis and the individual AWARe antibiotics.

1045

1046 Abbreviations: CI, confidence interval; DDD, defined daily dose; NA, not applicable.

1047

1048

1049

1050 **Figure 4.** Summary forest plot on prescribing appropriateness

1051

1052 The figure summarizes 49 reports in the domain prescribing appropriateness based on Gyssens
1053 method (A) or references guidelines (B). Indicators (B) were reported by different numbers of
1054 studies. Egger's tests to assess publication bias in Gyssens method (A) could only be performed
1055 for the primary analysis.

1056

1057 Abbreviations: CI, confidence interval; NA, not applicable.

Figure 1. PRISMA flowchart of study selection.

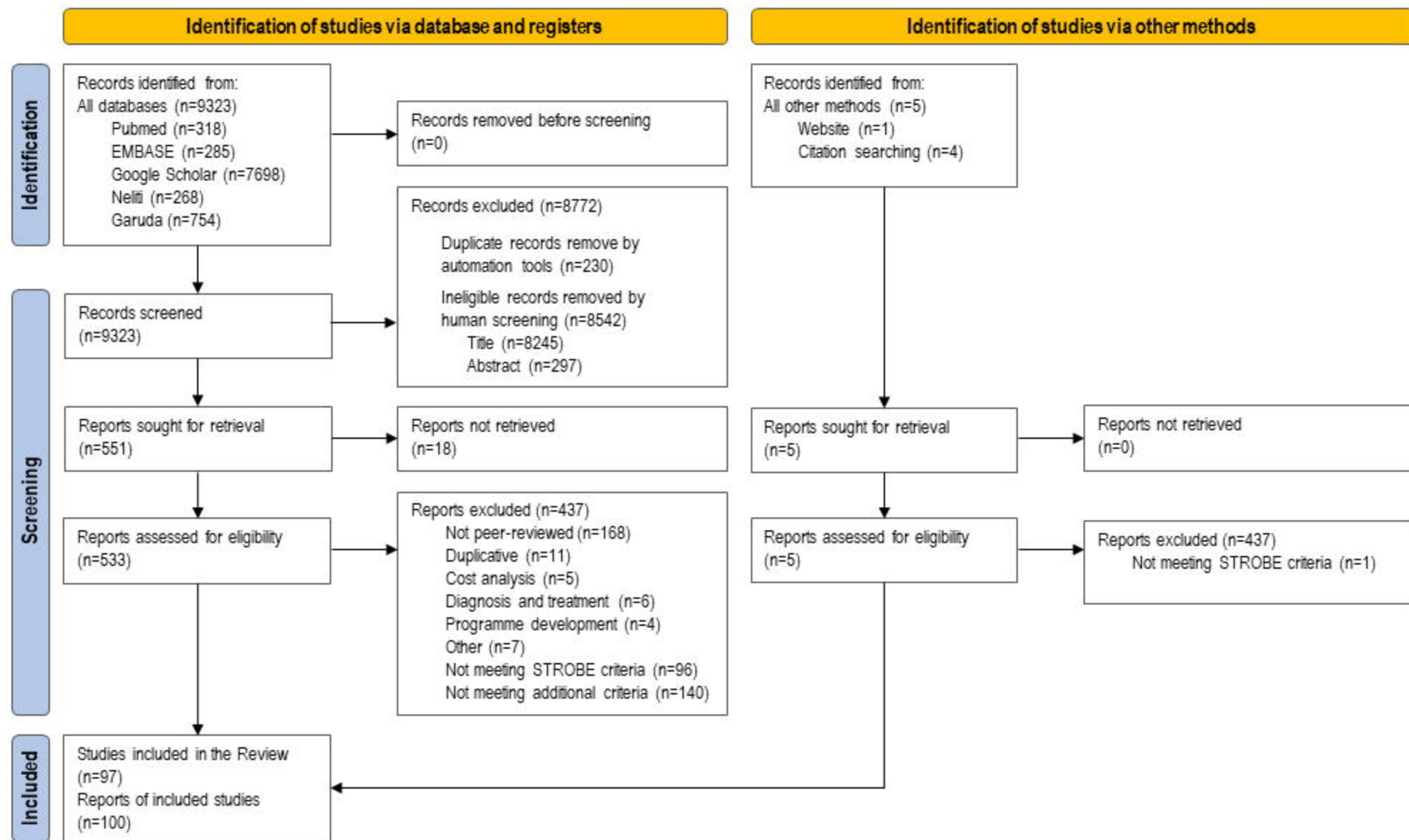
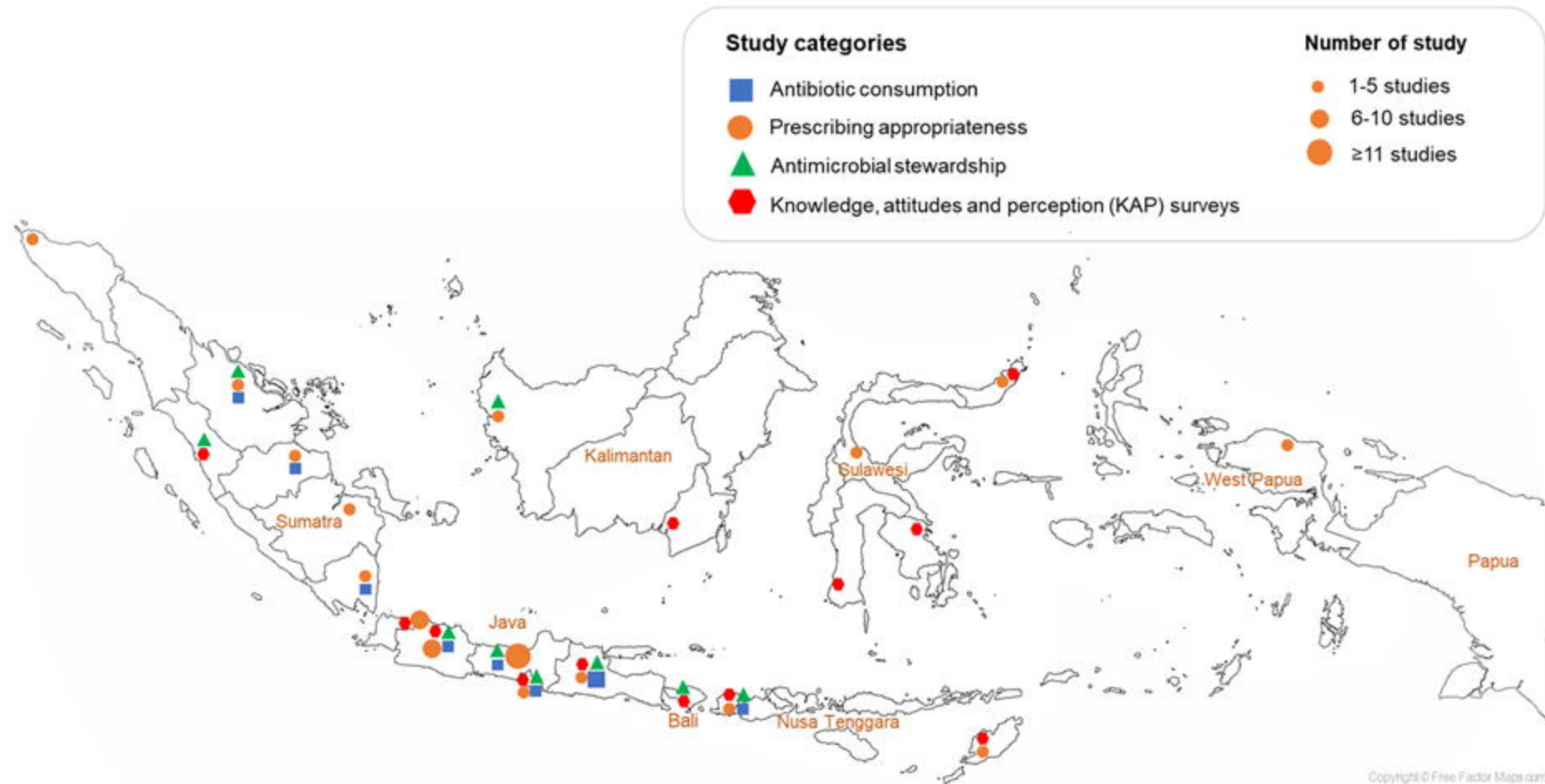
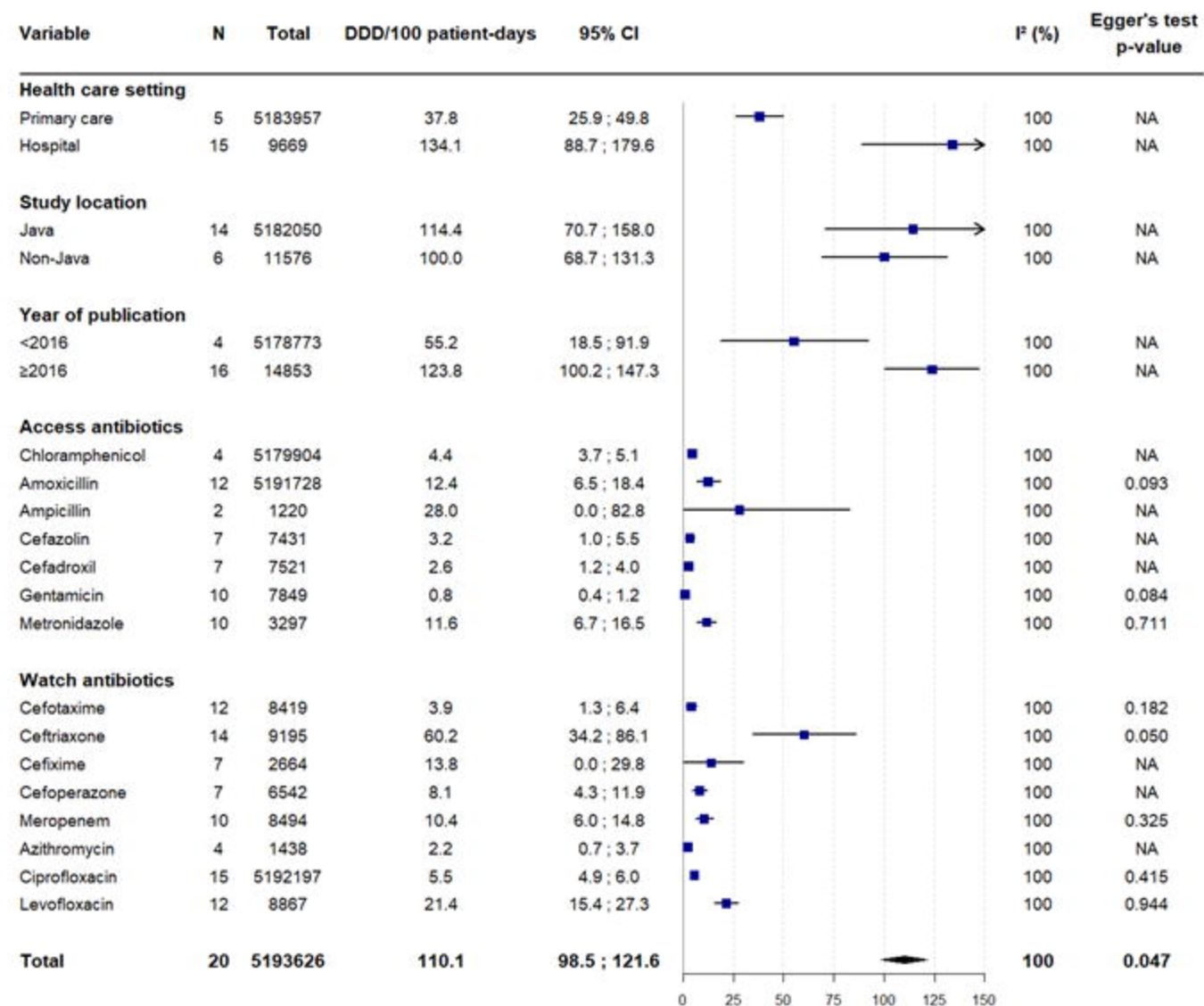


Figure 2. Geographical map of the 100 included reports on antibiotic use in Indonesia 2000-2021



The map includes 2 KAP surveys that were conducted nationwide, and 1 AMS study and 1 KAP survey that were conducted in multiple provinces.

Figure 3. Summary forest plot of reports on antibiotic consumption

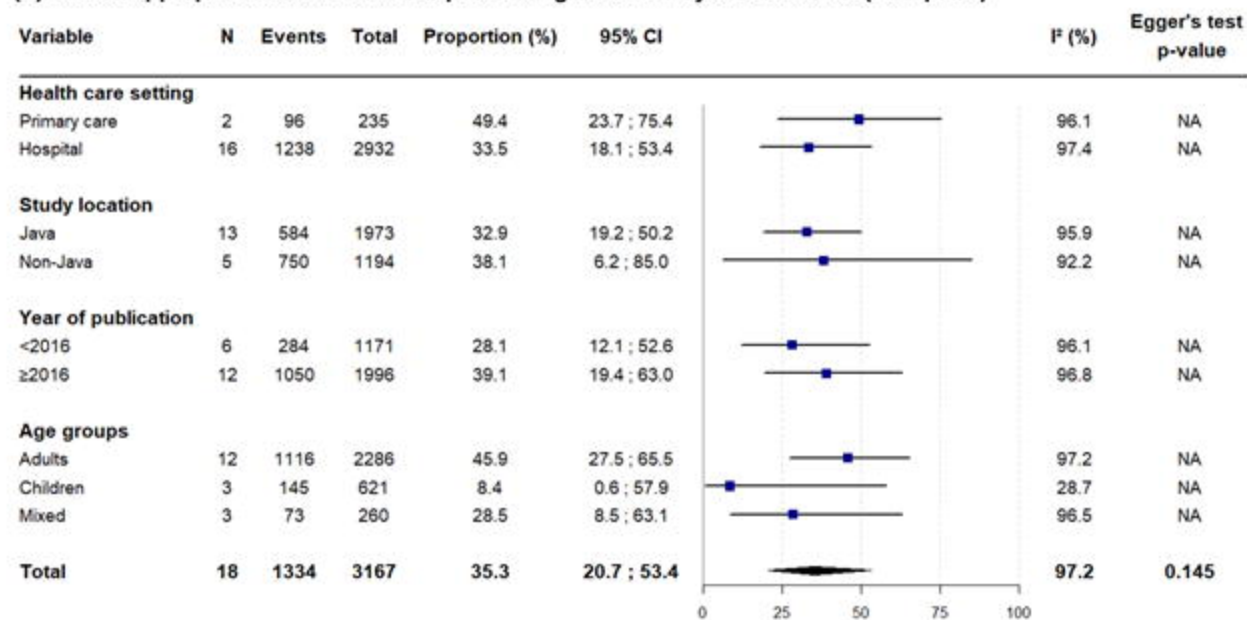


The figure summarizes 20 reports in the domain antibiotic consumption, expressed as DDD/100 patient-days, for the top-15 antibiotics. Egger's tests to assess publication bias could only be performed for the primary analysis and the individual AWARe antibiotics.

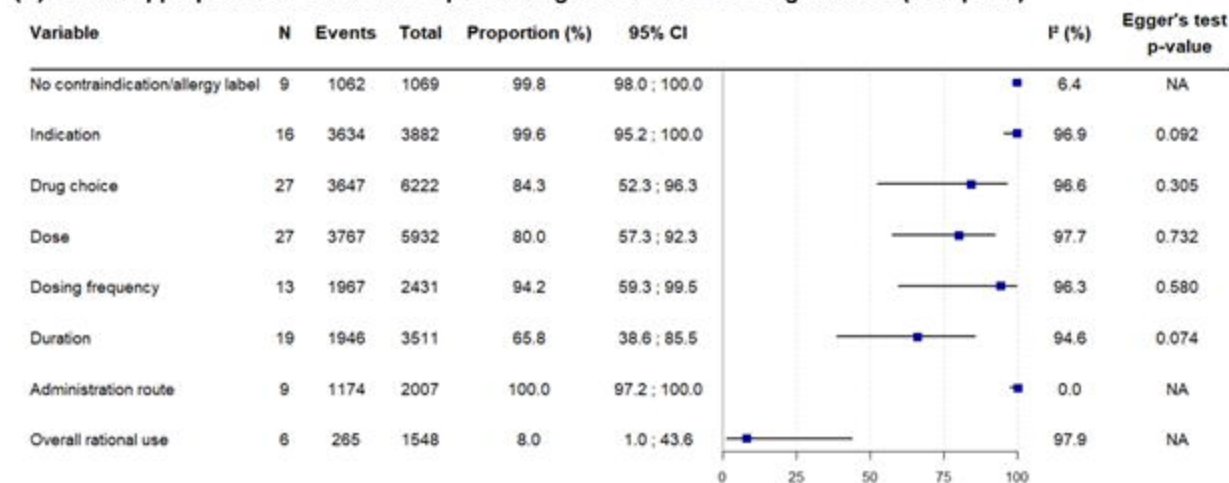
Abbreviations: CI, confidence interval; DDD, defined daily dose; NA, not applicable.

Figure 4. Summary forest plot on prescribing appropriateness

(A) Overall appropriateness of antibiotic prescribing based on Gyssens method (18 reports)



(B) Overall appropriateness of antibiotic prescribing based on reference guidelines (31 reports)



The figure summarizes 49 reports in the domain prescribing appropriateness based on Gyssens method (A) or references guidelines (B). Indicators (B) were reported by different numbers of studies. Egger's tests to assess publication bias in Gyssens method (A) could only be performed for the primary analysis. Abbreviations: CI, confidence interval; NA, not applicable.