

Impact of COVID-19 pandemic and anti-pandemic measures on tuberculosis, viral hepatitis, HIV/AIDS and malaria – a systematic review

Barbora Kessel, PhD ^{1,*}, Torben Heinsohn ¹, PD Dr Jördis J Ott ^{1, 2}, Dr. Jutta Wolff ², Max J Hassenstein^{1,3}, Dr. Berit Lange ^{1,4}

¹ Department of Epidemiology, Helmholtz Center for Infection Research, Inhoffenstr. 7, 38124 Braunschweig, Germany

² Hannover Medical School (MHH), Carl-Neuberg-Str. 1, 30625 Hannover, Germany

³ PhD Programme “Epidemiology” Braunschweig-Hannover, Germany

⁴ German Center for Infection research (DZIF), partner site Hannover-Braunschweig, Braunschweig, Germany

* Corresponding author

E-mail: barbora.kessel@helmholtz-hzi.de

Short title: Impact of COVID-19 on tuberculosis, viral hepatitis, HIV/AIDS, malaria

1 **Abstract**

2 COVID-19 pandemic puts an enormous strain on health care systems worldwide and may have a
3 detrimental effect on prevention, treatment and outcomes of tuberculosis (TB), viral hepatitis,
4 HIV/AIDS and malaria, whose ending is part of the United Nations 2030 Agenda for Sustainable
5 Development. We conducted a systematic review of scientific and grey literature in order to collect
6 wide-ranging evidence with emphasis on quantification of the projected and actual indirect impacts
7 of COVID-19 on the four infectious diseases with a global focus. We followed PRISMA guidelines
8 and the protocol registered for malaria (CRD42021234974). We searched PubMed, Scopus, preView
9 (last search: January 13, 2021) and websites of main (medical) societies and leading NGOs related to
10 each of the four considered infectious diseases. The identified modelling studies warned about under-
11 diagnosis (TB), anti-retroviral therapy interruption/decrease in viral load suppression (HIV),
12 disruptions of insecticide-treated nets (ITN) distribution and access to effective treatment (malaria),
13 and treatment delays and vaccination interruptions (viral hepatitis). The reported disruptions were
14 very heterogeneous both between and within countries. If observed at several points in time, the initial
15 drops (partly dramatic, e.g. TB notifications/cases, or HIV testing volumes decreased up to -80%)
16 were followed by a gradual recovery. However, the often-missing assessment of the changes against
17 the usual pre-pandemic fluctuations hampered the interpretation of less severe ones. Given the
18 recurring waves of the pandemic and the unknown mid- to long-term effects of adaptation and
19 normalisation, the real consequences for the fight against leading infectious diseases will only
20 manifest over the coming years.

21

22 **1. Introduction**

23 COVID-19 pandemic poses a direct threat to healthy individuals. Moreover, the efforts dedicated to
24 its resolution along with the pervasive measures taken have a collateral impact on the health and care
25 of persons with other diseases. On the one hand, there are clinical interrelations with either a higher
26 infection risk or severity of COVID-19 in individuals living with another disease. On the other hand,
27 the capacity of health care systems is stretched thin by the new challenges and resource adaptations
28 needed to combat COVID-19, e.g. [1-3]. Interruptions in care can aggravate existing chronic
29 conditions, or delay an early detection of new cases, which in turn can lead to worse treatment
30 outcomes in the long term and/or to an increased risk of further transmission of the disease. As of
31 2019, tuberculosis (TB), malaria, HIV/AIDS and viral hepatitis (counting also cirrhosis and liver
32 cancer secondary to hepatitis) were among the 20 leading causes of years of life lost globally [4].
33 Their ending is part of goal 3.3 of the United Nations 2030 Agenda for Sustainable Development [5].
34 Specific strategies exemplifying this goal in terms of reductions in new cases and deaths have been
35 developed [6-9]. All these strategies stress the need for early detection, an increase in diagnosis and
36 treatment coverage, and in vaccination coverage for TB and hepatitis. Sustainable funding, good
37 management of supply chains, surveillance, and reaching populations with poor access to health
38 services are crucial in the process [7, 10]. The progress made towards reaching the 2030 Sustainable
39 Development Goals is now threatened in the wake of the COVID-19 pandemic's global strain on
40 resources. In our systematic review, we collect all evidence published in scientific and grey literature
41 that describes the impact of COVID-19 and the pandemic control measures on prevention, treatment
42 and outcomes of TB, viral hepatitis, HIV/AIDS and malaria. Our focus is on quantitatively assessed
43 impact, such as changed numbers of case notifications, screening tests, vaccinations, or quantitatively
44 described changes in service availability. Since the potential effect of the disruptions in care on new
45 cases and mortality occur mostly with a delay (e.g. [11]), we also summarise projected effects on
46 these two endpoints as reported from modelling studies. Previous systematic and non-systematic
47 reviews focused on only HIV care [12], or developments in a specific region [13, 14], or are limited

48 to scoping evidence without providing actual ranges of the quantitative developments [15]. We further
49 the existing knowledge by synthesizing wide-ranging evidence with emphasis on quantification of
50 the projected and actual indirect impacts of COVID-19 on TB, viral hepatitis, HIV and malaria with
51 a global focus. The collected published evidence covers mostly the first six months of the pandemic.

52 **2. Methods**

53 The reporting of this review follows the PRISMA 2020 checklist [16] (see S2) and the study protocol
54 registered for malaria (CRD42021234974). For transparency, S1 section 3 lists post-hoc amendments
55 to the protocol.

56 **2.1 Search strategy and selection criteria**

57 We searched PubMed, Scopus and preView for COVID-19 or SARS-CoV-2 and at least one of
58 hepatitis, tuberculosis, HIV, or malaria (last search date: January 13, 2021), without language
59 restrictions. After de-duplication, we sorted the records into five groups: HIV, tuberculosis, malaria,
60 viral hepatitis, and records not assigned to any of the diseases (see S1 section 1). Preprints with
61 available full-texts and all but the latest versions of a preprint counted as a duplicate. We also
62 conducted a grey literature search by manually searching websites of main (medical) societies and
63 leading NGOs related to each of the four considered infectious diseases (see S1 section 2). Further,
64 we screened references of included publications for additional relevant sources.

65 A study (a preprint, a published scientific paper, a report of the professional societies or program
66 providers/funders, a conference abstract) was eligible for inclusion if it reported on the effect of
67 COVID-19 outbreak on the treatment/prevention programme for at least one of TB, HIV, viral
68 hepatitis, or malaria. In particular,

- 69 • on (rates of) newly diagnosed cases, or on number of deaths,
- 70 • on the accessibility of the services and access to medication from the perspective of
71 individuals in, or eligible for, the programme,

- 72 • on availability of the services as provided by the providers,
- 73 • on changes in adherence to treatment and on clinical outcomes of services.

74 We also included modelling studies reporting the potential impact of the above effects on incidence
75 or deaths for at least one of the considered diseases. We excluded studies that did not report the period
76 to which the presented data referred, or did not state the source of the data. Similarly, the pre-
77 pandemic comparison period had to be described, except for surveys, where we accepted questions
78 using an implicit comparison (e.g. with the wording “due to COVID-19”, or “under current travel
79 restrictions”).

80 Screening was done by two authors independently (TB: TH and BL, hepatitis: JJO and BK,
81 HIV/AIDS: BK and MH, malaria: JW and TH) and inclusion of records was based on mutual
82 agreement, or if unreachable, decided by a third author (BL). Studies in languages other than English
83 were translated using Google Translate (<https://translate.google.com/>).

84

85 **2.2 Data analysis**

86 The risk of bias was assessed by two authors (TB: TH, BL, HIV: BK, MH, malaria: JW, TH, hepatitis:
87 JJO, BK), using three different tools (see S1 section 5) according to the type of the study (modelling
88 study, survey, other quantitative studies) based on [17-19]. We present the results graphically using
89 the *robvis* package [20] in R. We did not exclude any study due to a high risk of bias, but we describe
90 the resulting limitations in the discussion and we make a distinction between different data sources
91 (official health records, surveys, grey literature) when summarising the results. From each included
92 publication, we extracted results from the main analysis related to all relevant endpoints, together
93 with the description of the studied population, country/region, study period and the used pre-
94 pandemic comparison intervals. We extracted proportions (incl. the denominator if available),
95 absolute numbers, or odds-ratios with the reported 95% confidence intervals (see S1 sections 7-10).
96 If necessary, we used an online plot digitizer [21] to extract approximate numbers from published

97 plots. The data extraction was done by one author and checked by another (TB: TH, BL, HIV: MH,
98 BK, malaria: JW, TH, hepatitis: JJO, BK). We group the findings by endpoints and further by regions.
99 In order to maximize the number of comparable results for each endpoint, we used the explicitly
100 reported absolute numbers to calculate certain rates or percent changes as reported in studies
101 providing less detailed information. We used R, Version 4.1.1 [22] for any necessary calculations. S1
102 Tables 7-22 also show the considered effect measures for each endpoint. For graphical presentation,
103 we use simple line graphs (package *ggplot2* [23] in R) and forest plots (package *forestplot* [24] in R).
104 For the latter, we enhance the extracted proportions with 95% Agresti-Coull confidence intervals
105 (library *binom* [25] in R). Due to the heterogeneity of the results, we refrain from conducting a meta-
106 analysis. We discuss the heterogeneity sources in section 4.

107

108 **3. Results**

109 **Fig. 1** shows the number of studies assessed, screened in full-text and finally included in our review.
110 Further details about the search results and “near misses” are in S1 section 4. We found seven
111 modelling studies for TB [26-32], ten for HIV [31, 33-41], three for hepatitis [42-44] and seven for
112 malaria [31, 41, 45-49]. The main risk-of-bias concern was the missing uncertainty analysis, which
113 was the case for several modelling studies. Surveys were sparse for malaria (three [50-52]) and
114 relatively abundant for HIV (twenty-nine [51, 53-80]), with the numbers for hepatitis [68, 75, 81-84]
115 and TB [51, 62, 85-88] in between. The majority of surveys did not report on missing data within the
116 questionnaires. Studies related to TB, viral hepatitis and malaria often did not disclose the
117 questionnaires, nor did they report on their testing. In contrast, for HIV, the dominant reason for
118 concern was the representativeness of the sample/population, since the majority of the studies relied
119 on convenience samples and respondents hired through social media. Regarding studies and reports
120 based on patient, hospital or other official records (TB: [26, 28, 29, 89-111], viral hepatitis: [112-
121 123], malaria: [41, 52, 124-132] , HIV: [110, 133-163]), several single-centre studies had a high risk

122 of bias, since our assessment was done from the global perspective. In a few other cases, reporting
 123 only a single, selected aggregated number gave rise to concerns. We did not assess the risk of bias for
 124 a press article [123] relevant for viral hepatitis. The details of the risk-of-bias assessment are shown
 125 in S1 section 6.

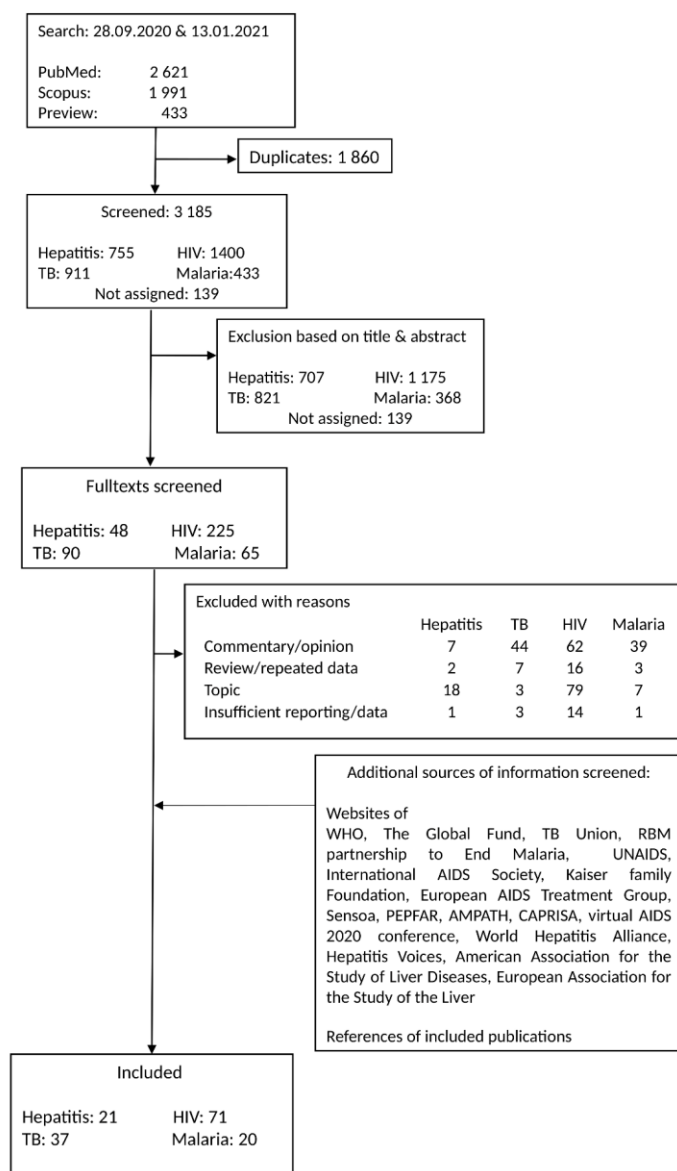


Fig. 1 Flow chart. The final numbers of included records are sums of the records identified through the systematic search and the grey literature search. For details on the grey literature search see S1 section 2. Further details on the search results and “near misses” are in S1 section 4. Note that for malaria, two publications [130, 164] have the same contents despite different identifiers, and we decided to refer only to [130] throughout the text. Further, two studies on HIV from Japan[139, 148] evaluated the same data, so we will drop reporting on [148].

126 Due to the high variety of reported outcomes (Fig. 2), we did not assess the publication bias formally.
127 For different indicators, we found reports of both positive and negative impact. No impact was
128 reported as well. Nevertheless, we assume that larger negative impacts were considered more
129 interesting and worth quick publication. Fig. 2 gives an overview of all relevant outcomes identified
130 in the literature.

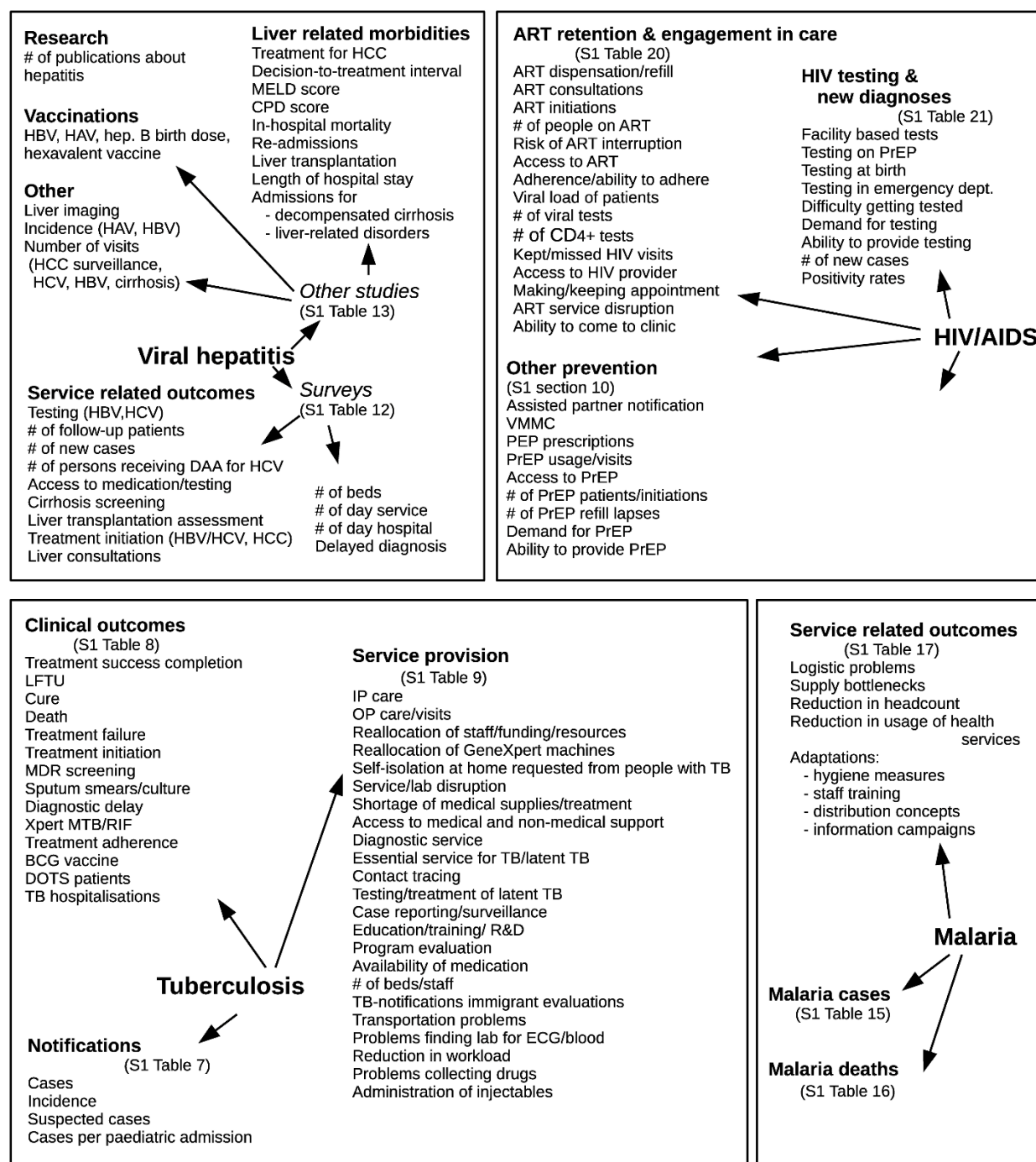


Fig. 2 Overview of relevant outcomes identified in the literature. The detailed effects can be found in supplementary material as indicated

131 Besides examining a wide range of disruption scenarios, the modelling studies often identified single
132 aspects of prevention and treatment programmes, disruption of which leads to the largest effects on
133 new cases and deaths (**Table 1**). The observed disruptions of these most influential aspects are
134 summarized in **Table 2** (TB, HIV, viral hepatitis) and **Table 3** (malaria). In the following subsections,
135 we describe the main findings for each of the four infectious diseases separately. The detailed results
136 are collected in S1 section 7 (TB), section 8 (viral hepatitis), section 9 (malaria) and section 10 (HIV).
137 Note that if we refer loosely to the year 2020, we refer mostly to its first semester, since most studies
138 covered March-June 2020, and almost none reported beyond August 2020.

139

Table 1. Overview of selected modelling results (three per each infectious disease) regarding indirect impact of COVID-19 on tuberculosis, malaria, HIV/AIDS and viral hepatitis.

	Tuberculosis	HIV	Malaria	Viral hepatitis
WHO region [ref.]	Global [32]	AFR [36]	AFR [46]	AFR [44]
Type of disruption	TB services*	ART interruption**	ITN(Scenario 5) / treatment access (Scenario 2)	Suspension of vaccination
Extent and duration of the disruption	5-70% for 3M, plus 10M restoration and TB transmission reduced by 10%	50%, 6M	100% in ITN campaigns, 50% in routine ITN distribution in 2020 / 50% treatment access in 2020	100%, 6M, no catch-up
Projected effects	EC over 5 years: 11%, ED over 5 years: 16%	EC over 1-year: 1-16%, 126% ED over 1 year: 39-87%	EC over 1 year: 8% / 8% ED over 1 year: 8% / 55%	Benefit/risk*** for a vaccinated child: 686 (95% UI: 33 – 4688)
WHO region [ref.]	Global [28]	WPR [38]	AFR [45]	Global [43]
Type of disruption	Reduced case detection	Reduced viral suppression**	ITN + SMC(Scenario2) / treatment access + SMC(Scenario 3)	New diagnoses + treatment initiation
Extent and duration of the disruption	25% drop on average, 3M	50%, 3M	100% under COVID-19 mitigation scenario / 50% under COVID-19 mitigation scenario	100%, 1 year
Projected effects	ED over 5 years:13%	EC over 1-year: 15% ED over 1 year: 18%	EC over 1 year: 71% / 13% ED over 1 year: 67% / 27%	Increase in prevalent infections, incident HCV, incident HCC and liver related deaths over 10 years (623000, 121000, 44800, 72300)
WHO region [ref.]	Global [30]	AMR [39] / [40]	Global (LMIC) [47]	EUR [42] (United Kingdom)
Type of disruption	drop in detected cases and in detected cases treated successfully	Reduced viral suppression** / reduced ART retention**	Artemisinin-based therapies** (children) / Households protection (ITN or IRS)** (mothers)	COVID-19 infection + service change
Extent and duration of the disruption	80% drop, 6M, low reduction in social contacts	50%, 6M / 50%, 18M	49.4%, 1M / 51.9%, 1M	1-year infection rate: 10%, affected by service change: 70% (translated into RR 1.2-2)
Projected effects	ED over 5 years: 8-14%	EC over 1-year: 29% / over 5 years: 9% ED over 1 year: 46% / ---	ED(child) per month: 0.3% ED (maternal) per month: 0.6%	Excess incident and prevalent liver cancers over 1 year (110-548, 52-262)

For full results, see S1 Tables 10(TB), 11(viral hepatitis), 15-17(malaria), 22(HIV). M= months, EC = excess cases, ED=excess deaths, ITN = insecticide-treated nets, SMC= seasonal malaria chemoprevention, RR=relative risk, LMIC=low-middle income countries, ART =anti-retroviral treatment, AFR = African Region, AMR = Region of Americas, EUR = European Region, WPR = Western Pacific Region.

* incl. delay in first contact, probability of diagnosis per visit, treatment initiation, second-line treatment completion, ** the stated disruption was the most influential one, *** comparing deaths averted by vaccination up to 5 years of age and COVID-19 deaths resulting from vaccination visits

Table 2 Brief overview of observed impacts of COVID-19 on selected endpoints for TB, HIV and viral hepatitis.

	WHO region				
	AFR	AMR	EUR	SEAR	WPR
Tuberculosis					
Notifications/cases ^a	-78.6% to -12.6% [29, 94, 99, 109, 110, 164]	-80.8% to -2.6%[90, 92, 109]	-60% to +6.3%[108, 109]	-78% to -9.8%[26, 28, 91, 98, 102]	-48.6% to -5% [28, 87, 93, 95, 97, 100, 101, 103-106, 109]
Treatment success/completion rates ^b	-16.8% to 0.2%[110]		+1%[108]		-10% to -2%[95, 106]
Diagnostic delay[days] Median(IQR)					Pandemic: 18.5(9-33), pre-pandemic: 15 (6-29)[97]
HIV					
ART • ART refill problems • adherence to ART during pandemic • ART dispensation	• 3%[57] • Decreased ability to adhere: 14%[65] • Coverage: 97%[150]	• 6%,7%, 17%[53, 72, 80] • Decreased ability to adhere: 5%[72], adherence lower [53], better [61] (beginning of lockdown) • ---	• --- • --- • -23.1%[153]	• --- • --- • approx. 50% reduction (weekly)[163]	• 18%[77] • --- • ---
Viral load suppression in lockdown		OR 1.31 for unsuppressed[157], sustained[141]	Sustained [140]		
Viral hepatitis					
Vaccination during pandemic		Completed vaccination at 5 months of age(incl HAV, HBV) rate dropped by ca -17% , no change in HBV birth doses [117]	Reduction of 6.7% followed by increase.[116]	- 19.4% (in administered doses)[123]	Sustained coverage [113]

New diagnoses	-95% to -71% (HBV, HCV)[83]		No significant change (HAV) [114], decrease (HCV)[82]		-14% (HAV), no significant decline (HBV)[113]
---------------	-----------------------------	--	---	--	---

140 The choice of the endpoints is motivated by the findings of the modelling studies. For full results, see S1 Tables 7-9(TB), 12-13(viral hepatitis), 19-20(HIV). AFR =
141 African Region, AMR=Region of Americas, EUR=European Region, SEAR=South-East Asian Region, WPR=Western Pacific Region, OR=odds ratio, IQR =inter-
142 quartile range, HAV = hepatitis A, HBV = hepatitis B, HCV = hepatitis C

143 ^a % change w.r.t. control period, ^b difference w.r.t. control period

144

Table 3 Brief overview of observed impacts of COVID-19 on selected endpoints for malaria.

	WHO region				
	AFR	AMR	EMR	SEAR	WPR
Malaria					
Diagnoses and treatment (Disruption: 5-50%)	16 of 27 countries[52]	8 of 16 countries [52]	4 of 6 countries [52]	5 of 8 countries [52]	4 of 7 countries [52]
Cases – change attributed to COVID-19	-40%[124], -50%[131]	Steady decrease[132]		+17%[126]	Decrease[130]
ITN campaigns	34.3 of 122.2 million ITNs distributed (28%, end of August)[129]	Reduction of 60% in malaria-specific interventions[132]		Delay [126], higher distribution[128]	

145 The choice of the endpoints is motivated by the modelling studies. For full results, see S1 Tables 15-16.

146 AFR = African Region, AMR=Region of Americas, EMR=Eastern-Mediterranean Region, SEAR=South-East Asian Region, WPR=Western Pacific Region

147

3.1 Tuberculosis

Early on, modelling studies sounded alarm, highlighting that under-diagnosis of TB due to hindered access to care, reduced care seeking behaviour, and reduced health service and testing capacity are the greatest risk factors. The disruptions to services outweigh reduced transmission due to social distancing measures [30], which results in a pool of undetected and untreated TB with a prolonged duration of infectiousness leading to a delayed and prolonged rise in incidence and deaths. One model projected an excess 4.702.300 (8%) cases and 1044800 (12.3%) deaths [27] for 2020-25 and of 6.331.100 (10.7%) cases assuming 10% instead of 50% reduction in transmission [32]. Relating missed cases to deaths, a decrease in detection by 25% over three months increases TB deaths worldwide by 13% (1.660.000), a 50% decrease by 26% [28]. Other estimates predict 8-20% excess mortality [30, 31].

Mitigating measures included reducing the frequency of visits, using technology for remote consultations and restructuring directly-observed therapy schedules to provide longer medication supplies [111].

Nevertheless, TB notifications dropped worldwide following the introduction of lockdowns (**Fig. 3**, S1 Fig. 5).

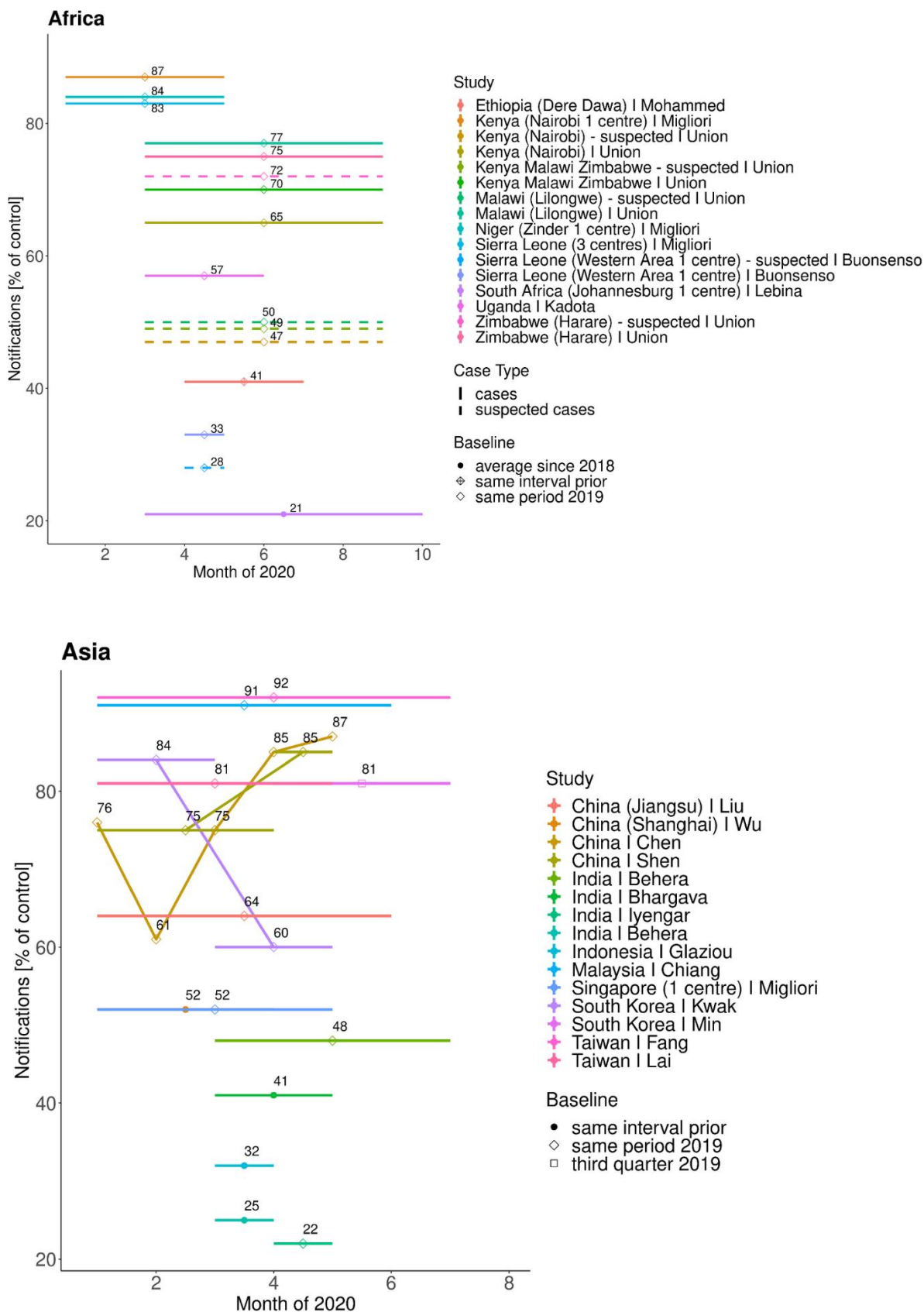


Fig. 3 TB notifications in Africa and Asia. Overview of notifications over certain periods in 2020 (depicted by the horizontal lines) as percentage of the number of notifications in a control period (referred to as Baseline in the legend).

Preliminary data of notifications for the first six months of 2020 by 14 high burden countries shows a significant drop in notifications for all countries [111].

Reports from Sub-Saharan Africa show a trough in April 2020 with sustained reductions months after. Data from Uganda is used to predict 14% excess mortality [29].

India saw a 78% decrease in April with a slow recovery [102], partly attributed to staff deployment and delayed reporting. Data has been used to predict 19.6% (87711) additional deaths [26]. China saw the trough in February and entered the mitigation phase in April [100]. The impact on notifications in South Korea, Taiwan and Japan was less severe due to the predominant prevalence of latent TB [104].

Data from Europe shows a cumulated average reduction of 11% for Russia and 20% for Western Europe [109].

In the Americas, Paraguay reports a significant and sustained reduction from April [90] and seven centres in three countries a cumulative drop of 71% in April [109]. First results of effects on clinical outcomes show moderate effects on treatment completion, drug resistance screening and mortality varying by region. They are summarised in S1 Table 8.

The collateral impact of pandemic measures on TB services manifested immediately. In a WHO survey [111] the most common impediments were reallocation of staff, funding and testing capacity as well as reduced capacity/closing of facilities. More than half of Centers for Disease Control and Prevention-funded TB programs reported a partial/high impact to all items in a survey in April (staffing capacity, essential services, contact tracing, case reporting, etc.) [85]. In China [87], 3 out of 4 hospital beds for TB were closed during the pandemic phase. Moreover, lockdowns disrupted patient and staff access to services [62, 88]. Combined with fears of stigma and infection in the health care setting, visits to TB services plummeted. More than 50% of WHO programmes (28/30 high burden) [111] and 84% of 33 centres worldwide reported fewer TB outpatient visits [109]. Thirteen centres in China saw a reduction by 34% [87].

3.2 Viral hepatitis

Modelling studies regarding viral hepatitis examined the impact of treatment delays and vaccination interruptions. A delay in treatment for HCV under different scenarios led to significant excess mortality for e.g. liver cancer, depending on the duration of the program delay [43]. Another study [42], considering both direct and indirect impact of COVID-19, estimated increases in excess mortality for incident and prevalent liver cancer at various levels of infected population shares and using different relative risk (RR) scenarios. Compared to other considered cancers, increases in liver cancer deaths were at medium, and they increased with population infection rate and assumed RR. Excess deaths were also reported from a model-based risk-benefit analysis that compared vaccine continuation to vaccine interruption during the pandemic [44]. See also S1 Table 11.

Several surveys attempted to measure the actual impact of the pandemic on service provision. The respondents on the provider side reported a decrease in testing volume, in consultations with diagnosed hepatitis patients and in numbers of (newly) treated patients for the considered period of 2020 compared to pre-pandemic times. These reductions were attributed to resource constraints (human or financial), and to cancellations of visits by patients (e.g. over 50% of cancellations were induced by patients in [82]). Most services were less impacted when regulations were less strict (e.g. in June, July, August 2020 [68, 75, 82]). Regarding changes in general care for chronic hepatitis patients, 80% of centres for chronic HCV patients in Germany did not see an impact [82], but low income countries partly faced limitations in treatment supply, mostly due to restrictions in transportation [83].

Findings from studies using other sources like notifiable disease records [113, 114] or vaccine records [116, 117] also varied. Some reported no significant declines in incident cases (e.g. [114] for HAV, or [113] for HBV), whereas others saw a decrease in notified cases in 2020 compared to pre-years, with the months of intensified social distance measures having the most reductions in reported cases [113] (for HAV). A decrease in vaccinations (routine childhood, including HBV as a hexavalent vaccine) was also seen [116, 117, 123].

Decreases in clinic visits and hepatitis care were reported throughout February to April 2020[83, 122], but the results varied by country [122]. Significant declines in HCV patients who kept their scheduled hospital visits in 2020 (March through May 2020 versus 2019) were reported[121]. Specifically for liver related morbidities, fewer hepatocellular carcinoma (HCC) patients were seen in 2020 and significant decreases for both HCC patients and treatment of active HCC patients were registered in early lockdown [112]. Treatment delay was longer in 2020, resulting in significantly higher severity (e.g. larger tumour size during the first diagnosis of HCC or worse cirrhosis severity score) [112, 119]. The period 2020 was an independent predictor for treatment delay above one month and for change/cancellation of treatment (multivariate analysis, OR 9.66; 95% CI: 2.85-32.72) [112]. On the contrary, other authors [120] found no significant difference in admissions or severity when comparing 2020 (March, April) to previous years for decompensated cirrhosis. A shorter length of hospital stays in 2020 showed an association with increased hospital readmission in 2020[120].

Although mostly anecdotal and not data-driven, statements from grey literature (S1 section 4) reported challenges for maintaining essential hepatitis services, such as effects on specimen transportation, testing and prevention efforts, re-purposed staff and suspension of routine clinic services. Concerns from European countries were raised on missed cases of acute HCV and delayed diagnoses of HCC in hepatitis patients.

3.3 HIV

Modelling studies identified ART interruption/decrease in viral load suppression as one of the leading individual factors increasing the 1-year HIV incidence by 6-29% (or even 126% [36]) at a 50% reduction for 3 to 6 months. Suspension of HIV testing (at 50%, 3 or 6 months) was responsible for about a 1% increase in the incidence, and the effect of fewer ART initiations was of a similar order. Regarding mortality, the leading factor was the same (ART interruption/decrease in viral suppression), causing an increase in 1-year mortality by 39%-87% at a 50% reduction (for 3 or 6 months). (See also S1 Table 22.)

In surveys and observational studies, a variety of outcomes addressed the impact of COVID-19 on retention in care. A lower ART adherence (self-reported, electronically recorded) during the pandemic was detected [53, 60], but also its immediate increase after the introduction of protective actions was noted [61]. In surveys, up to 15% of respondents assessed their ability to adhere as decreased (**Fig. 4**). About 20% of respondents (global, USA, Kenya) reported having difficulties keeping their HIV appointments or losing access to their health provider [57, 70, 72, 73]. In Uganda, 76% noted an impact of the restrictions on their ability to come to the clinic [65]. As of May-June 2020, 31% of 101 countries reported partial disruption to ART services (5%-50% of patients not treated as usual), 1% experienced severe disruption (>50% patients not treated as usual)[79].

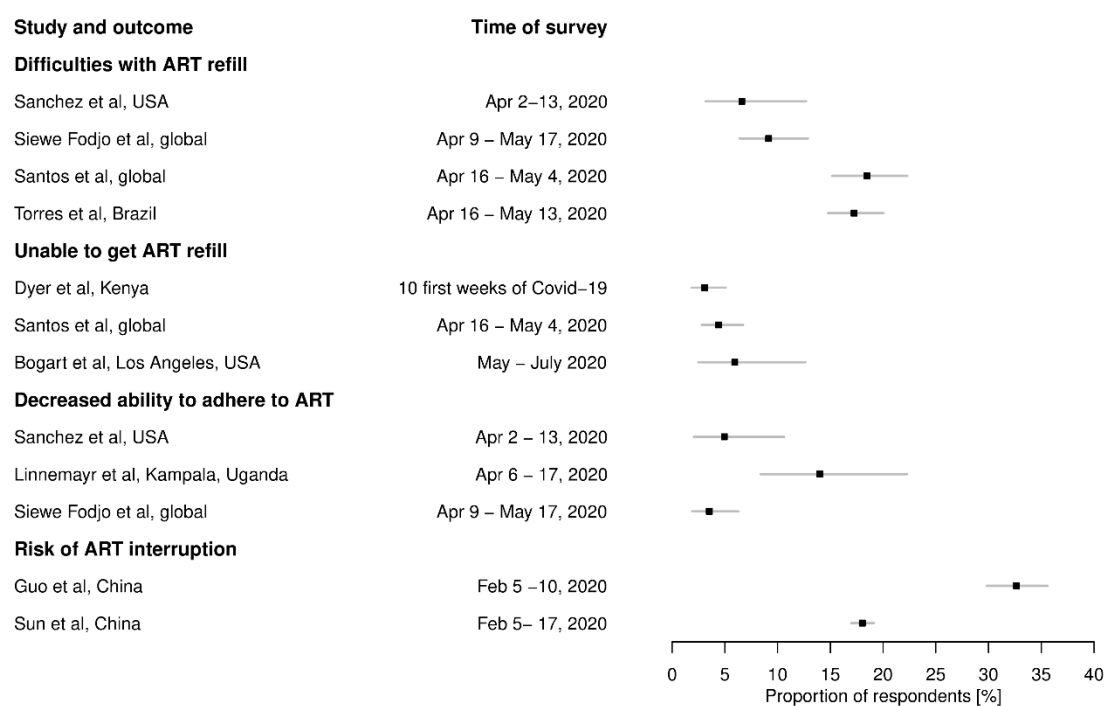


Fig. 4 Self reported negative impacts of Covid-19 on ART refill and adherence. Reported are percentages with 95% confidence intervals based on Agresti-Coull method for binomial proportions. Note that the difficulties in refill may include also the inability to refill. The risk of ART interruption was defined as having medication for less than 10 days and not having a clear way how to refill by Sun et al [77], whereas Guo et al [58] considered only not having enough medication under the current traffic and movement restrictions. The majority of respondents in Siewe Fodjo et al [74] were from Belgium, Brazil and Eastern Europe, in Santos et al [73] from Brazil, France, Mexico, Taiwan and Russia. The numbers agree with 7% claiming no access and 21% limited access to ART in a global survey conducted in April-May 2020 based on about 2300 LGBT+ respondents[64].

Using health records to measure retention in care yielded mixed results: increase in missed visits and decrease in ART dispensation [153], no changes [157] partly thanks to adjustments in operational practices [150], or even an increase in ART consultations in April 2020 [160]. There were moderate decreases in viral load tests (a proxy for monitoring ART) in Croatia [133] and South Africa [147]. Further, 16/25 countries reported no declines in the number of people currently on ART [162]. Only very few (three) studies reported on the changes in the viral load of their patients. In one centre, 95.6% of 506 patients stayed aviraemic (Italy) [140]. In another, an adjusted odds ratio of 1.31 (95% CI 1.08 – 1.53) for unsuppressed viral load during the pandemic was reported (1766 patients, USA) [157].

Information on ART initiations was sparse. UNAIDS reported 75% (21/28) of the examined countries to „experience more sustained disruptions“ [162]. However, the reported changes ranged from -45% (Sierra Leone) to +88% (Nigeria) over March- August 2020. China saw a reduction of 34% [155], Uganda of 60% early in April, and of 37% later in June [41]. A moderate decrease in CD4+ tests (a proxy for ART initiations) was registered in South Africa [147].

The frequent initial decrease in facility-based HIV tests (by 30-90% in April-May 2020) was followed by a prospect of a rebound (see S1 Fig. 6). In surveys, providers claimed a decreased demand for and a decreased ability to test [56] (USA), as well as partly severe reductions in testing volumes [75] (European region). About 20-30% of MSM respondents in the USA stated being prevented from getting tested [76], or experienced difficulties getting tested when tried [67, 72].

The numbers of new HIV diagnoses on national/regional level decreased early (by 12% [139], 23% [134], 24% [155] and 45% [133]). Single centres or programmes reported both a decrease [41, 66, 135, 137, 153] and an increase [151], some noted an increased proportion of late presenters [139, 151]. An increase in the positivity rate was noted in Japan and in collated data from Malawi, Zimbabwe, and Kenya (S1 Fig. 6).

Details on further outcomes as listed in **Fig. 2** are given in S1 section 10.

3.4 Malaria

The modelling studies uniformly reported an increase in malaria cases and malaria-associated deaths and morbidity. In the worst-case scenario (WHO scenario 9: no insecticide-treated nets (ITN) campaign, continuous distribution of ITNs reduced by 75%, treatment with effective malaria medication reduced by 75%), an increase in malaria cases of 23% and malaria-associated deaths of 102% was predicted in sub-Saharan Africa [49]. Another model predicted an increase of 113% (165%) in malaria cases (deaths) [45] when malaria prevention measures (ITN campaigns, seasonal malaria chemoprevention (SCM) and treatment of clinical malaria cases) were interrupted over 12 months. The increase in malaria-associated deaths by 2024 could be as high as 36% in high burden countries [31]. The single intervention with the greatest impact was either the distribution of ITNs [31, 45] or access to effective antimalarial treatment [41, 46, 49]. If planned ITN campaigns were to be cancelled in sub-Saharan Africa due to the COVID-19 pandemic, in the worst-case scenario (WHO Scenario 9) the increase in malaria cases (+ 41.9 million) and malaria-associated deaths (+ 331 630) could be almost twice as high as in countries where campaigns were still being implemented or had already taken place in 2019 [49]. The impact of COVID-19-related reduction of health service coverage and, therefore, reduction in malaria-associated prevention measures on the mortality of mother and child was predicted to be 1-2% per individual intervention considered, depending on the severity of the interruption [47].

We note in passing that whereas all the modelling studies associate anti-pandemic measures with interruption of malaria prevention services, in [48] ITN distribution is inversely proportional to the number of COVID-19 infections. This means that implementing more anti-pandemic measures, which implies a decrease in COVID-19 cases, results in more ITNs distributed and thus in a lower negative impact on malaria transmissibility as measured through vectorial capacity. Unfortunately, the authors did not discuss the assumptions made and seemed to ignore the possibly longer delay between declining COVID-19 cases and lifting of the anti-pandemic restrictions that affect the ITN

distribution. The predictions of the modelling studies may be compared to numbers reported by observational studies, whose findings are rather mixed (S1 Tables 15-16).

Regarding the actual impact of COVID-19, several studies [50-52, 126, 129, 131, 132] reported logistical problems and supply bottlenecks, which led to delays or interruptions of malaria prevention measures. It was also observed that delayed delivery of ITNs can lead to an increase in malaria cases, especially those transmitted locally, by increasing the potential for malaria transmission [126, 131]. The deployment of staff to contain the COVID-19 pandemic is likely to compromise malaria surveillance [51, 126, 131]. On the other hand, fear of infection with COVID-19 leads to reduced use of health services and a consequent drop in the number of malaria cases [124, 130, 132]. In addition, access to and supply of health services may be reduced due to the pandemic [50-52, 131, 132]. By developing action plans and stockpiling sufficient material, malaria prevention can continue during a pandemic and the number of malaria cases can be reduced [127, 128]. However, the adaptation of prevention measures to the conditions and restrictions of the COVID-19 pandemic, e.g., distribution of ITNs from door-to-door, required an increased expenditure of time and money [49, 51, 131]. Hygiene concepts were elaborated and implemented, the provision of personal protective equipment and staff training caused additional effort [125, 128-130].

4. Discussion

Quantified information on the COVID-19 impact on the treatment and prevention of TB, viral hepatitis, HIV/AIDS and malaria is important when assessing the impact of the pandemic on the eradication of these diseases. In this respect, modelling studies play a crucial role since the effects on new cases and deaths occur only with a delay. The modelling studies collected in our systematic review played yet another role. Early in the pandemic, they contributed to the awareness of the collateral impact of the pandemic and prompted a re-shift towards maintaining essential services. They were the basis for official recommendations for adjustments in service and treatment provision

(see, e.g., [165-167] for HIV, [168] for TB, [169] and country action plans [51, 52, 131, 169] for malaria). In summary, for TB, the modelling studies concluded that the reduction in droplet transmission through pandemic measures is outweighed by the disruptions to services, and the ensuing under-diagnosis results in a larger pool of undetected and untreated (thus remaining infectious) cases, leading to a delayed but prolonged rise in incidences and deaths. Some countries implemented active case finding programs to “catch-up” on pandemic under-detection [25]. Early modelling studies for HIV, e.g. [36], warned about serious consequences on both HIV incidence and HIV-related mortality if ART interruption and subsequent decrease in viral load suppression should occur. The modelling studies regarding malaria identified ITN campaigns and maintaining access to effective antimalarial drug therapy as the most influential individual prevention measures. However, three publications [41, 46, 49] used the same model assumptions, so that the same qualitative findings are not surprising. Hepatitis modelling predicted excess mortality due to delayed HCV treatment, or interruptions in childhood vaccination.

However, seen as predictions of future real-world impacts, many of the modelling scenarios seem inadequate in retrospect. They were based on the shock observations of uncoordinated early lockdowns and could foresee neither the prolonged and recurrent restrictions nor adaptations towards a “normality” under pandemic conditions. The parameters were often based on expert consultation rather than real-world data. Under the interruption of malaria prevention measures, the modelling studies predicted dramatic increases in malaria cases and malaria-associated deaths. These were, however, not reported with such clarity in the observational studies. One reason may be the short observational periods of 2 to 9 months. Another reason, however, could be a successful adaptation of the prevention programs to the anti-pandemic measures. Updated modelling by UNAIDS [162] for HIV concludes that the effects of the pandemic on HIV incidence and mortality are restricted to a short horizon not stretching beyond 2024, so the 2030 goals for ending the AIDS pandemic can still be reached [170]. Nevertheless, an important assumption in this modelling is an efficient global vaccination.

Our systematic review aimed at mapping the actual extent of service and treatment disruptions due to COVID-19. For all four diseases assessed, we found a large heterogeneity of the effects both between and within countries. This reflects not only the strictness of the implemented anti-pandemic measures, but also the pre-pandemic organization of the services, the degree of difficulties connected with a change to digital technologies and the degree of success in adjusting the service provision to the pandemic restrictions. The heterogeneity is reflected in the observational studies, reports of clinical outcomes, as well as surveys.

For example, clinical outcomes of TB suffered particularly where services include a larger share of outreach [89], where access to services was restricted and a change to digital technologies harder to implement. In particular, outcomes in South Korea [95] compare favourably to China [87, 97], where services suffered a higher degree of restructuring, and were better in Malawi than Kenya and Zimbabwe, as Malawi did not impose a lockdown and maintained availability and accessibility.

Another example is service provision. Besides many studies stating a negative effect, some centres, programs or countries reported no change or even positive changes in particular indicators (e.g. no decrease in HIV testing volumes in Rwanda [162], or a successful continuation of malaria prevention despite the challenges [127, 128]). Similarly, for viral hepatitis, both a decrease and an increase in services from different centres within one country was reported [68] and differences were seen also in the same area of care (e.g. regarding the primarily treated viral hepatitis disease (HBV or HCV), direct-acting antivirals for HCV decreased [68, 83], but testing sometimes increased [68]).

The negative impact on service provision differed in causes across the four diseases. For malaria, transportation and supply bottlenecks were a challenge for the main prevention measure, the distribution of ITNs. TB services suffered primarily from the redirection of resources. TB staff was already skilled in handling infectious patients, infection control protocols, contact tracing and isolations. Furthermore, GeneXpert machines were reassigned to SARS-CoV-2 diagnosis where laboratory capacities were limited. Besides re-allocation of staff, viral hepatitis and HIV services

suffered from a reduction in face-to-face counselling as a consequence of applying physical distancing measures requiring, e.g., limitation of capacity [68, 75].

The fear of acquiring SARS-CoV-2 in hospital settings was a near-universal contributor to a decline in service usage and healthcare-seeking behaviour, with 50% of hepatitis appointments cancelled by patients [103]. Additionally, for TB, due to the overlap of symptoms, this was aggravated by the fear of being diagnosed with SARS-CoV-2 instead of TB, which in many countries carried a heavy stigma. Nevertheless, data on suspected cases from Africa [99, 111] shows that health-seeking behaviour was impacted more for less severe cases and that inequalities are reflected in the data [32] showing a greater reduction in attendance for children than adults, and for women than men. Regarding malaria, some local reports identified the fear of SARS-CoV-2 as problematic and described active counter-measures [125, 130]. In the case of HIV, restrictions in transportation and movement were another reason impeding service usage in some areas [58, 65]. For viral hepatitis, the heterogeneity in findings was also linked to the origin of survey participants and centre location [122]. Replies from low-income countries particularly alluded to people identified with viral hepatitis not being referred to care or further medically investigated, or that treatment shortages had led to interrupted care [83].

Studies reporting on certain indicators at several time points throughout the first half-year of 2020 enable a glimpse into the regional dynamics of the pandemic. In the case of reduced notifications and the implied under-detection of TB [32], data from the first wave in China show a direct relation to the control measures and degree of restructuring. The troughs coincide with the lockdowns, and the data suggest that the recovery phase may be slow and delayed even for a short and contained crisis phase [100]. In the case of HIV, data on post-exposure-prophylaxis prescriptions from Spain [154] and Australia [136] suggest that the recovery from an initial decrease started already before the lockdown measures were relieved. Thus, the deep initial decrease may be unique to the first wave of the pandemic and reflect an over-reaction to the unprecedented situation. A different reaction to the pandemic was an increase (approximately. 20%) in HIV related clinic visits in KwaZulu-Natal

immediately after the introduction of lockdown [156]. This may hypothetically reflect the urgency in medication refill before anticipated restrictions to services.

Despite the valuable insights, the published evidence has several limitations.

For example, although the surveys on COVID-19 impact on viral hepatitis provide information on alternative offers (e.g. online consultations) made for the patients, they are often based on “best estimates” rather than numerical information, which is a limitation when assessing the overall impact of the pandemic. Studies using hepatitis health records did not conduct causality assessments. When evaluating vaccine coverage, no adjustment for eligible vaccine recipients was conducted, although, vaccinations might be influenced by birth rates and general trends in vaccination (decreases;[116]). Significance in changes was rarely assessed, and only absolute numbers or %-change compared to pre-pandemic periods was reported [114]. Some studies had restrictive inclusion criteria (only those with sustained virological response among HCV patients [121]), which may limit conclusions for hepatitis patients.

Similarly, although the changes in HIV tests volumes were based on the highest number of studies relying on health records data, only a few studies looked at longer historical records of testing volumes and judged the observed numbers in 2020 against the historical background accounting for long-term trends and the usual variation. Most studies used only a single time interval for the comparison. If the corresponding time interval in 2019 was used, one could hope that possible seasonality effects were accounted for; however, if the comparison was made to the pre-pandemic time in 2020, the results may be distorted by seasonality. Even though we may confidently attribute a drop of 40% and more to the pandemic situation, without gauging the usual variability, we cannot be sure whether lower drops of 20% or 10% are still real drops.

Finally, the collected published evidence in this review covers only the first half-year of the pandemic. Thus, the published numbers do not show how the situation evolved after June or August 2020. The observation time is often too short to assess important mid- to long-term outcomes, such as the

retention in care or the viral load suppression of HIV patients, as well as long-term care outcomes for HIV, TB or hepatitis, or changes in malaria cases and malaria-related deaths.

5. Conclusions

The evidence collected in this review suggests an apparent recovery from the first pandemic shock, according to several indicators. However, it does not show whether this recovery has been stable, neither do we know whether the negative impacts were avoided during the second and third COVID-19 waves. Further, it would be of interest to see if and in which form the adaptations in services, e.g. [171-174], have been kept and what their long-term influence, for example, on the retention in care is.

Projections of the long-term impact of sudden events using data only from a short-term intensive phase and setting parameters based on expert opinion should be treated with caution. Given the recurring waves and lasting impact of the pandemic, with many countries in HIV, TB or malaria-endemic regions not expecting significant immunization until 2023, and with the mid- to long-term effects of adaptation and normalisation unknown, the real consequences for the fight against leading infectious diseases worldwide will only manifest over the coming years.

Author contributions

Conceptualization: BK, TH, JJO, JW, MH, BL

Data Curation: BK, TH, JJO, JW, MH, BL

Formal Analysis: BK, TH, JJO, JW, MH, BL

Funding Acquisition: BL, JJO

Investigation: BK, TH, JJO, JW, MH, BL

Methodology: BK, TH, JJO, JW, MH, BL

Project Administration: BL, BK

Software: BK, TH

Supervision: BL

Validation: BK, TH, JJO, JW, MH, BL

Visualization: BK, TH

Writing – Original Draft Preparation: BK, TH, JJO, JW, BL

Writing – Review&Editing: BK, TH, JJO, JW, MH, BL

Competing interests

We declare no competing interests.

Data sharing

All data underlying results in this review are either presented directly in the main text or shown in S1, sections 7-10, in particular in the S1 Tables 7-22.

References

1. Goel I, Sharma S, Kashiramka S. Effects of the COVID-19 pandemic in India: An analysis of policy and technological interventions. *Health Policy Technol.* 2021;10(1):151-64. Epub 2021/02/02. doi: 10.1016/j.hlpt.2020.12.001. PubMed PMID: 33520638; PubMed Central PMCID: PMC7837304.
2. Fan EMP, Nguyen NHL, Ang SY, Aloweni F, Goh HQI, Quek LT, et al. Impact of COVID-19 on acute isolation bed capacity and nursing workforce requirements: A retrospective review. *J Nurs Manag.* 2021;29(5):1220-7. Epub 2021/01/23. doi: 10.1111/jonm.13260. PubMed PMID: 33480121; PubMed Central PMCID: PMC78013355.
3. Kamerow D. Covid-19: the crisis of personal protective equipment in the US. *BMJ.* 2020;369:m1367. Epub 2020/04/05. doi: 10.1136/bmj.m1367. PubMed PMID: 32245847.
4. Global health Estimates 2019: Disease burden by Cause, Age, Sex, by Country and by Region, 2000-2019. Geneva: World Health Organization, 2020.
5. Transforming our World: The 2030 Agenda for Sustainable Development. United Nations, 2015.
6. The End TB Strategy. Geneva: World Health Organization, 2015.
7. Global Technical Strategy for Malaria 2016-2030. Geneva: World Health Organization, 2015.
8. Combating Hepatitis B and C to reach Elimination by 2030. Geneva: World Health Organization, 2016.
9. Fast-Track Commitments to End AIDS by 2030. Geneva: UNAIDS, 2016.
10. Assefa Y, Gilks CF. Ending the epidemic of HIV/AIDS by 2030: Will there be an endgame to HIV, or an endemic HIV requiring an integrated health systems response in many countries? *International journal of infectious diseases : IJID : official publication of the International Society for Infectious Diseases.* 2020;100:273-7. Epub 2020/09/14. doi: 10.1016/j.ijid.2020.09.011. PubMed PMID: 32920236.
11. Pawlotsky JM. COVID-19 and the liver-related deaths to come. *Nat Rev Gastroenterol Hepatol.* 2020;17(9):523-5. doi: 10.1038/s41575-020-0328-2. PubMed Central PMCID: PMC72528138.

12. Prabhu S, Poongulali S, Kumarasamy N. Impact of COVID-19 on people living with HIV: A review. *J Virus Erad.* 2020;6(4):100019. Epub 2020/10/22. doi: 10.1016/j.jve.2020.100019. PubMed PMID: 33083001; PubMed Central PMCID: PMC7560116.
13. Rapid Policy Brief Number: 008-02 - Effects of Covid-19 on HIV care services. Brazaville: WHO Regional Office for Africa, 2020.
14. Amimo F, Lambert B, Magit A, Hashizume M. The potential impact of the COVID-19 pandemic on HIV, tuberculosis, and malaria control in Africa: a systematic review of modelling studies and population surveys. *ResearchSquare.* 2020. doi: 10.21203/rs.3.rs-103235/v1.
15. Baral S, Rao A, Twahirwa Rwema JO, Lyons C, Cevik M, Kagesten AE, et al. Competing Health Risks Associated with the COVID-19 Pandemic and Response: A Scoping Review. *medRxiv.* 2021. Epub 2021/01/15. doi: 10.1101/2021.01.07.21249419. PubMed PMID: 33442703; PubMed Central PMCID: PMC7805463.
16. Page MJ, McKenzie JE, Bossuyt PM, Boutron I, Hoffmann TC, Mulrow CD, et al. The PRISMA 2020 statement: an updated guideline for reporting systematic reviews. *BMJ.* 2021;372:n71. Epub 2021/03/31. doi: 10.1136/bmj.n71. PubMed PMID: 33782057; PubMed Central PMCID: PMC7805924
17. Nussbaumer-Streit B, Mayr V, Dobrescu AI, Chapman A, Persad E, Klerings I, et al. Quarantine alone or in combination with other public health measures to control COVID-19: a rapid review. *Cochrane Database Syst Rev.* 2020;9:CD013574. Epub 2021/05/08. doi: 10.1002/14651858.CD013574.pub2. PubMed PMID: 33959956; PubMed Central PMCID: PMC78133397.
18. Risk of Bias Instrument for Cross-Sectional Surveys of Attitudes and Practices. CLARITY Group at McMaster University, 2021.
19. Methods for the development of NICE public health guidance(third edition). National Institute for Health and Care Excellence, 2012.
20. McGiuness LA. robvis: An R package and web application for visualizing risk-of-bias assessments. 0.3.0 ed2019.
21. Rohatgi A. WebPlotDigitizer, Version 4.4. Pacifica, California, USA: 2020.
22. R Core Team. R: A Language and Environment for Statistical Computing. 4.1.1 ed. Vienna, Austria: R Foundation for Statistical Computing; 2021.
23. Wickham H. ggplot2: Elegant Graphics for Data Analysis: Springer-Verlag New York; 2016.
24. Gordon M, Lumley T. forestplot: Advanced Forest Plot Using 'grid' Graphics. 2.0.1 ed2021.
25. Dorai-Raj S. binom: Binomial Confidence Intervals For Several Parametrizations. 1.1-1 ed2014.
26. Bhargava A, Shewade HD. The potential impact of the COVID-19 response related lockdown on TB incidence and mortality in India. *Indian J Tuberc.* 2020. doi: 10.1016/j.ijtb.2020.07.004.
27. Cilloni L, Fu H, Vesga JF, Dowdy D, Pretorius C, Ahmedov S, et al. The potential impact of the COVID-19 pandemic on tuberculosis: a modelling analysis. 2020. doi: 10.1101/2020.05.16.20104075 %J medrxiv.
28. Glaziou P. Predicted impact of the COVID-19 pandemic on global tuberculosis deaths in 2020. 2020. doi: 10.1101/2020.04.28.20079582 %J medrxiv.
29. Kadota JL, Reza TF, Nalugwa T, Kityamuwesi A, Nanyunja G, Kiwanuka N, et al. Impact of shelter-in-place on TB case notifications and mortality during the COVID-19 pandemic. *Int J Tuberc Lung Dis.* 2020;24(11):1212-4. Epub 2020/11/12. doi: 10.5588/ijtld.20.0626. PubMed PMID: 33172531.
30. McQuaid CF, McCreesh N, Read JM, Sumner T, Houben R, White RG, et al. The potential impact of COVID-19-related disruption on tuberculosis burden. *The European respiratory journal.* 2020;56(2). Epub 2020/06/10. doi: 10.1183/13993003.01718-2020. PubMed PMID: 32513784; PubMed Central PMCID: PMC7278504.
31. Hogan AB, Jewell BL, Sherrard-Smith E, Vesga JF, Watson OJ, Whittaker C, et al. Potential impact of the COVID-19 pandemic on HIV, tuberculosis, and malaria in low-income and middle-income countries: a modelling study. *The Lancet Global health.* 2020;8(9):e1132-e41. Epub 2020/07/17. doi: 10.1016/s2214-109x(20)30288-6. PubMed PMID: 32673577; PubMed Central PMCID: PMC7357988.
32. The Potential Impact of the COVID-19 Response on Tuberculosis in High-Burden Countries: a Modelling Study. Stop TB Partnership, 2020.
33. Stover J, Chagoma N, Taramusi I, Teng Y, Glaubius R, Mahiane SG. Estimation of the Potential Impact of COVID-19 Responses on the HIV Epidemic: Analysis using the Goals Model. 2020. doi: 10.1101/2020.05.04.20090399 %J medrxiv.
34. Jewell BL, Smith JA, Hallett TB. The Potential Impact of Interruptions to HIV Services: A Modelling Case Study for South Africa. 2020. doi: 10.1101/2020.04.22.20075861 %J medrxiv.

35. Jewell BL, Smith JA, Hallett TB. Understanding the impact of interruptions to HIV services during the COVID-19 pandemic: A modelling study. *EClinicalMedicine*. 2020. doi: 10.1016/j.eclinm.2020.100483.
36. Jewell BL, Mudimu E, Stover J, Ten Brink D, Phillips AN, Smith JA, et al. Potential effects of disruption to HIV programmes in sub-Saharan Africa caused by COVID-19: results from multiple mathematical models. *The lancet HIV*. 2020;7(9):e629-e40. Epub 2020/08/11. doi: 10.1016/s2352-3018(20)30211-3. PubMed PMID: 32771089.
37. Zang X, Krebs E, Chen S, Piske M, Armstrong WS, Behrends CN, et al. The potential epidemiological impact of COVID-19 on the HIV/AIDS epidemic and the cost-effectiveness of linked, opt-out HIV testing: A modeling study in six US cities. *Clinical infectious diseases : an official publication of the Infectious Diseases Society of America*. 2020. Epub 2020/10/13. doi: 10.1093/cid/ciaa1547. PubMed PMID: 33045723; PubMed Central PMCID: PMCPMC7665350.
38. Booton RD, Fu G, MacGregor L, Li J, Ong JJ, Tucker JD, et al. Estimating the impact of disruptions due to COVID-19 on HIV transmission and control among men who have sex with men in China. *medRxiv*. 2020. Epub 2020/10/22. doi: 10.1101/2020.10.08.20209072. PubMed PMID: 33083811; PubMed Central PMCID: PMCPMC7574267.
39. Mitchell KM, Dimitrov D, Silhol R, Geidelberg L, Moore M, Liu A, et al. Estimating the potential impact of COVID-19-related disruptions on HIV incidence and mortality among men who have sex with men in the United States: a modelling study. *medRxiv*. 2020. Epub 2020/11/12. doi: 10.1101/2020.10.30.20222893. PubMed PMID: 33173893; PubMed Central PMCID: PMCPMC7654885.
40. Jenness SM, Le Guillou A, Chandra C, Mann LM, Sanchez T, Westreich D, et al. Projected HIV and Bacterial STI Incidence Following COVID-Related Sexual Distancing and Clinical Service Interruption. *medRxiv*. 2020. Epub 2020/10/08. doi: 10.1101/2020.09.30.20204529. PubMed PMID: 33024979; PubMed Central PMCID: PMCPMC7536881.
41. Bell D, Hansen KS, Kiragga AN, Kambugu A, Kissa J, Mbonye AK. Predicting the Impact of COVID-19 and the Potential Impact of the Public Health Response on Disease Burden in Uganda. *The American journal of tropical medicine and hygiene*. 2020;103(3):1191-7. Epub 2020/07/25. doi: 10.4269/ajtmh.20-0546. PubMed PMID: 32705975; PubMed Central PMCID: PMCPMC7470592.
42. Lai AG, Pasea L, Banerjee A, Hall G, Denaxas S, Chang WH, et al. Estimated impact of the COVID-19 pandemic on cancer services and excess 1-year mortality in people with cancer and multimorbidity: near real-time data on cancer care, cancer deaths and a population-based cohort study. *BMJ Open*. 2020;10(11):e043828. Epub 2020/11/19. doi: 10.1136/bmjopen-2020-043828. PubMed PMID: 33203640; PubMed Central PMCID: PMCPMC7674020.
43. Blach S, Kondili LA, Aghemo A, Cai Z, Dugan E, Estes C, et al. Impact of COVID-19 on global hepatitis C elimination efforts. *Journal of hepatology*. 2020. Epub 2020/08/11. doi: 10.1016/j.jhep.2020.07.042. PubMed PMID: 32777322; PubMed Central PMCID: PMCPMC7411379.
44. Abbas K, Procter SR, van Zandvoort K, Clark A, Funk S, Mengistu T, et al. Routine childhood immunisation during the COVID-19 pandemic in Africa: a benefit-risk analysis of health benefits versus excess risk of SARS-CoV-2 infection. *The Lancet Global health*. 2020;8(10):e1264-e72. Epub 2020/07/21. doi: 10.1016/s2214-109x(20)30308-9. PubMed PMID: 32687792; PubMed Central PMCID: PMCPMC7367673.
45. Sherrard-Smith E, Hogan AB, Hamlet A, Watson OJ, Whittaker C, Winskill P, et al. The potential public health consequences of COVID-19 on malaria in Africa. *Nature medicine*. 2020;26(9):1411-6. Epub 2020/08/10. doi: 10.1038/s41591-020-1025-y. PubMed PMID: 32770167.
46. Weiss DJ, Bertozzi-Villa A, Rumisha SF, Amratia P, Arambepola R, Battle KE, et al. Indirect effects of the COVID-19 pandemic on malaria intervention coverage, morbidity, and mortality in Africa: a geospatial modelling analysis. *The Lancet Infectious diseases*. 2020. Epub 2020/09/25. doi: 10.1016/s1473-3099(20)30700-3. PubMed PMID: 32971006.
47. Robertson T, Carter ED, Chou VB, Stegmuller AR, Jackson BD, Tam Y, et al. Early estimates of the indirect effects of the COVID-19 pandemic on maternal and child mortality in low-income and middle-income countries: a modelling study. *The Lancet Global Health*. 2020;8(7):e901-e8. doi: 10.1016/s2214-109x(20)30229-1.
48. Shi B, Zheng J, Xia S, Lin S, Wang X, Liu Y, et al. Accessing the syndemic of COVID-19 and malaria intervention in Africa. *Infectious diseases of poverty*. 2021;10(1):5. Epub 2021/01/09. doi: 10.1186/s40249-020-00788-y. PubMed PMID: 33413680; PubMed Central PMCID: PMCPMC7788178.
49. The potential impact of health service disruptions on the burden of malaria: a modelling analysis for countries in sub-Saharan Africa. Geneva: World Health Organization; 2020.
50. Emmanuel Awucha N, Chinelo Janefrances O, Chima Meshach A, Chiamaka Henrietta J, Ibilolia Daniel A, Esther Chidiebere N. Impact of the COVID-19 Pandemic on Consumers' Access to Essential

- Medicines in Nigeria. *The American journal of tropical medicine and hygiene*. 2020;103(4):1630-4. Epub 2020/08/21. doi: 10.4269/ajtmh.20-0838. PubMed PMID: 32815509; PubMed Central PMCID: PMC7543821.
51. Mitigating the impact of Covid-19 on countries affected by HIV, tuberculosis and malaria. Geneva: The Global Fund to Fight AIDS, Tuberculosis and Malaria, 2020.
 52. World malaria report 2020: 20 years of global progress and challenges. Geneva: World Health Organization; 2020.
 53. Bogart LM, Ojikutu BO, Tyagi K, Klein DJ, Mutchler MG, Dong L, et al. COVID-19 Related Medical Mistrust, Health Impacts, and Potential Vaccine Hesitancy Among Black Americans Living With HIV. *J Acquir Immune Defic Syndr*. 2021;86(2):200-7. Epub 2020/11/17. doi: 10.1097/QAI.0000000000002570. PubMed PMID: 33196555.
 54. Brawley S, Dinger J, Nguyen C, Anderson J. Impact of COVID-19 related shelter-in-place orders on PrEP access, usage and HIV risk behaviours in the United States. *AIDS* 20202020.
 55. Chow EPF, Hocking JS, Ong JJ, Schmidt T, Buchanan A, Rodriguez E, et al. Changing the Use of HIV Pre-exposure Prophylaxis Among Men Who Have Sex With Men During the COVID-19 Pandemic in Melbourne, Australia. *Open forum infectious diseases*. 2020;7(7):ofaa275. Epub 2020/07/25. doi: 10.1093/ofid/ofaa275. PubMed PMID: 32704518; PubMed Central PMCID: PMC7337741.
 56. Dawson L, Kates J. Delivering HIV care and Prevention in the COVID Era: A National Survey of Ryan White Providers. *KFF*, 2020.
 57. Dyer J, Wilson K, Badia J, Agot K, Neary J, Njuguna I, et al. The Psychosocial Effects of the COVID-19 Pandemic on Youth Living with HIV in Western Kenya. *AIDS and behavior*. 2020:1-5. Epub 2020/08/21. doi: 10.1007/s10461-020-03005-x. PubMed PMID: 32816193; PubMed Central PMCID: PMC7438976.
 58. Guo W, Weng HL, Bai H, Liu J, Wei XN, Zhou K, et al. [Quick community survey on the impact of COVID-19 outbreak for the healthcare of people living with HIV]. *Zhonghua liu xing bing xue za zhi = Zhonghua liuxingbingxue zazhi*. 2020;41(5):662-6. Epub 2020/04/01. doi: 10.3760/cma.j.cn112338-20200314-00345. PubMed PMID: 32223840.
 59. Hammoud MA, Grulich A, Holt M, Maher L, Murphy D, Jin F, et al. Substantial Decline in Use of HIV Preexposure Prophylaxis Following Introduction of COVID-19 Physical Distancing Restrictions in Australia: Results From a Prospective Observational Study of Gay and Bisexual Men. *J Acquir Immune Defic Syndr*. 2021;86(1):22-30. Epub 2020/10/08. doi: 10.1097/QAI.0000000000002514. PubMed PMID: 33027151; PubMed Central PMCID: PMC7727320.
 60. Hochstatter KR, Akhtar WZ, Dietz S, Pe-Romashko K, Gustafson DH, Shah DV, et al. Potential Influences of the COVID-19 Pandemic on Drug Use and HIV Care Among People Living with HIV and Substance Use Disorders: Experience from a Pilot mHealth Intervention. *AIDS and behavior*. 2020:1-6. Epub 2020/07/25. doi: 10.1007/s10461-020-02976-1. PubMed PMID: 32705370; PubMed Central PMCID: PMC7376523.
 61. Kalichman SC, Eaton LA, Berman M, Kalichman MO, Katner H, Sam SS, et al. Intersecting Pandemics: Impact of SARS-CoV-2 (COVID-19) Protective Behaviors on People Living With HIV, Atlanta, Georgia. *J Acquir Immune Defic Syndr*. 2020;85(1):66-72. Epub 2020/06/13. doi: 10.1097/qai.0000000000002414. PubMed PMID: 32530862; PubMed Central PMCID: PMC7447002.
 62. Khan MS, Rego S, Rajal JB, Bond V, Fatima RK, Isani AK, et al. Mitigating the impact of COVID-19 on tuberculosis and HIV services: a cross-sectional survey of 669 health professionals in 64 low and middle-income countries. *medRxiv*. 2020. doi: 10.1101/2020.10.08.20207969.
 63. Kowalska JD, Skrzat-Klapaczyńska A, Bursa D, Balayan T, Begovac J, Chkhartishvili N, et al. HIV care in times of the COVID-19 crisis - Where are we now in Central and Eastern Europe? *International journal of infectious diseases : IJID : official publication of the International Society for Infectious Diseases*. 2020;96:311-4. Epub 2020/05/16. doi: 10.1016/j.ijid.2020.05.013. PubMed PMID: 32413608; PubMed Central PMCID: PMC7211569.
 64. Lamontagne E, Doan TT, Howell S, Yakusik A, Baral S, Strömdahl S, et al. COVID-19 pandemic increases socioeconomic vulnerability of LGBT+ communities and their susceptibility to HIV. *AIDS* 20202020.
 65. Linnemayr S, Jennings Mayo-Wilson L, Saya U, Wagner Z, MacCarthy S, Walukaga S, et al. HIV Care Experiences During the COVID-19 Pandemic: Mixed-Methods Telephone Interviews with Clinic-Enrolled HIV-Infected Adults in Uganda. *AIDS and behavior*. 2020. Epub 2020/09/13. doi: 10.1007/s10461-020-03032-8. PubMed PMID: 32918641.
 66. Lourida G, Leonidou L, Psychogiou M, Chrysanthidis T, Protopappas K, Katsarolis I, et al. Effect of first three months of COVID pandemic on HIV services in Greece: a short survey among HIV physicians.

- Abstract Supplement HIV Glasgow - Virtual, 5-8 October, 2020, *Journal of the International AIDS Society* 2020;23:e25616.
67. Pampati S, Emrick K, Siegler AJ, Jones J. Changes in sexual behavior, PrEP adherence, and access to sexual health services due to the COVID-19 pandemic among a cohort of PrEP-using MSM in the South. *medRxiv*. 2020. Epub 2020/11/18. doi: 10.1101/2020.11.09.20228494. PubMed PMID: 33200145; PubMed Central PMCID: PMC7668758.
 68. Picchio CA, Valencia J, Doran J, Swan T, Pastor M, Martro E, et al. The impact of the COVID-19 pandemic on harm reduction services in Spain. *Harm Reduct J*. 2020;17(1):87. Epub 2020/11/05. doi: 10.1186/s12954-020-00432-w. PubMed PMID: 33143699; PubMed Central PMCID: PMC7609370.
 69. Qiao S, Yang X, Sun S, Li X, Mi T, Zhou Y, et al. Challenges to HIV service delivery and the impacts on patient care during COVID-19: perspective of HIV care providers in Guangxi, China. *AIDS Care*. 2020:1-7. Epub 2020/11/28. doi: 10.1080/09540121.2020.1849532. PubMed PMID: 33242981.
 70. Rao A, Rucinski K, Jarrett B, Ackerman B, Wallach S, Marcus J, et al. Potential interruptions in HIV prevention and treatment services for gay, bisexual, and other men who have sex with men associated with COVID-19. 2020. doi: 10.1101/2020.08.19.20178285 %J medRxiv.
 71. Reyniers T, Rotsaert A, Thunissen E, Buffel V, Masquillier C, Van Landeghem E, et al. Reduced sexual contacts with non-steady partners and less PrEP use among MSM in Belgium during the first weeks of the COVID-19 lockdown: results of an online survey. *Sex Transm Infect*. 2020. Epub 2020/11/12. doi: 10.1136/sextrans-2020-054756. PubMed PMID: 33172917; PubMed Central PMCID: PMC7656903.
 72. Sanchez TH, Zlotorzynska M, Rai M, Baral SD. Characterizing the Impact of COVID-19 on Men Who Have Sex with Men Across the United States in April, 2020. *AIDS and behavior*. 2020;24(7):2024-32. Epub 2020/05/01. doi: 10.1007/s10461-020-02894-2. PubMed PMID: 32350773; PubMed Central PMCID: PMC7189633.
 73. Santos GM, Ackerman B, Rao A, Wallach S, Ayala G, Lamontage E, et al. Economic, Mental Health, HIV Prevention and HIV Treatment Impacts of COVID-19 and the COVID-19 Response on a Global Sample of Cisgender Gay Men and Other Men Who Have Sex with Men. *AIDS and behavior*. 2020:1-11. Epub 2020/07/13. doi: 10.1007/s10461-020-02969-0. PubMed PMID: 32654021; PubMed Central PMCID: PMC7352092.
 74. Siewe Fodjo JN, Faria de Moura Villela E, Van Hees S, Tibério Dos Santos T, Vanholder P, Vanholder P, et al. Impact of the COVID-19 pandemic on the medical follow-up and psychosocial well-being of people living with HIV: A cross-sectional survey. *J Acquir Immune Defic Syndr*. 2020. Epub 2020/08/23. doi: 10.1097/qai.0000000000002468. PubMed PMID: 32826562.
 75. Simoes D, Stengaard AR, Combs L, Raben D, Euro TC-iacop. Impact of the COVID-19 pandemic on testing services for HIV, viral hepatitis and sexually transmitted infections in the WHO European Region, March to August 2020. *Euro Surveill*. 2020;25(47). Epub 2020/11/28. doi: 10.2807/1560-7917.ES.2020.25.47.2001943. PubMed PMID: 33243354; PubMed Central PMCID: PMC7693166.
 76. Stephenson R, Chavanduka TMD, Rosso MT, Sullivan SP, Pitter RA, Hunter AS, et al. Sex in the Time of COVID-19: Results of an Online Survey of Gay, Bisexual and Other Men Who Have Sex with Men's Experience of Sex and HIV Prevention During the US COVID-19 Epidemic. *AIDS and behavior*. 2020:1-9. Epub 2020/09/03. doi: 10.1007/s10461-020-03024-8. PubMed PMID: 32876905; PubMed Central PMCID: PMC7464052.
 77. Sun Y, Li H, Luo G, Meng X, Guo W, Fitzpatrick T, et al. Antiretroviral treatment interruption among people living with HIV during COVID-19 outbreak in China: a nationwide cross-sectional study. *J Int AIDS Soc*. 2020;23(11):e25637. Epub 2020/11/29. doi: 10.1002/jia2.25637. PubMed PMID: 33247541; PubMed Central PMCID: PMC7645858.
 78. COVID-19 Situation Report #35, Reporting period 9 December - 22 December 2020. The Global Fund.
 79. Pulse survey on continuity of essential health services during the COVID-19 pandemic. Interim report. Geneva: World health Organization, 2020.
 80. Torres TS, Hoagland B, Bezerra DRB, Garner A, Jalil EM, Coelho LE, et al. Impact of COVID-19 Pandemic on Sexual Minority Populations in Brazil: An Analysis of Social/Racial Disparities in Maintaining Social Distancing and a Description of Sexual Behavior. *AIDS and behavior*. 2020:1-12. Epub 2020/08/02. doi: 10.1007/s10461-020-02984-1. PubMed PMID: 32737817; PubMed Central PMCID: PMC7394046.
 81. Aghemo A, Masarone M, Montagnese S, Petta S, Ponziani FR, Russo FP. Assessing the impact of COVID-19 on the management of patients with liver diseases: A national survey by the Italian association for the study of the Liver. *Digestive and liver disease : official journal of the Italian Society of Gastroenterology*

- and the Italian Association for the Study of the Liver. 2020;52(9):937-41. Epub 2020/07/25. doi: 10.1016/j.dld.2020.07.008. PubMed PMID: 32703730; PubMed Central PMCID: PMCPMC7351426.
82. Huppe D, Niederau C, Serfert Y, Hartmann H, Wedemeyer H, für das D-R. [Problems in treating patients with chronic HCV infection due to the COVID-19 pandemic and during the lockdown phase in Germany]. *Z Gastroenterol.* 2020;58(12):1182-5. Epub 2020/11/10. doi: 10.1055/a-1291-8518. PubMed PMID: 33167051; PubMed Central PMCID: PMCPMC7724581
83. Lemoine M, Kim JU, Ndow G, Bah S, Forrest K, Rwegasha J, et al. Effect of the COVID-19 pandemic on viral hepatitis services in sub-Saharan Africa. *The lancet Gastroenterology & hepatology.* 2020. Epub 2020/09/21. doi: 10.1016/s2468-1253(20)30305-8. PubMed PMID: 32950107.
84. Wingrove C, Ferrier L, James C, Wang S. The impact of COVID-19 on hepatitis elimination. *The lancet Gastroenterology & hepatology.* 2020;5(9):792-4. Epub 2020/07/31. doi: 10.1016/s2468-1253(20)30238-7. PubMed PMID: 32730783; PubMed Central PMCID: PMCPMC7384773.
85. Cronin AM, Railey S, Fortune D, Wegener DH, Davis JB. Notes from the Field: Effects of the COVID-19 Response on Tuberculosis Prevention and Control Efforts - United States, March-April 2020. *MMWR Morbidity and mortality weekly report.* 2020;69(29):971-2. Epub 2020/07/24. doi: 10.15585/mmwr.mm6929a4. PubMed PMID: 32701944; PubMed Central PMCID: PMCPMC7377818
86. Nikolayevskyy V, Holicka Y, van Soolingen D, van der Werf MJ, Kodmon C, Surkova E, et al. Impact of the COVID-19 pandemic on tuberculosis laboratory services in Europe. *The European respiratory journal.* 2021;57(1). Epub 2020/11/14. doi: 10.1183/13993003.03890-2020. PubMed PMID: 33184119; PubMed Central PMCID: PMCPMC7670866
87. Shen X, Sha W, Yang C, Pan Q, Cohen T, Cheng S, et al. Continuity of TB services during the COVID-19 pandemic in China. *Int J Tuberc Lung Dis.* 2021;25(1):81-3. Epub 2021/01/02. doi: 10.5588/ijtld.20.0632. PubMed PMID: 33384053.
88. Udawadia ZF, Sharma S, Mullerpattan JB, Gajjar I, Pinto L. Effective use of telemedicine in Mumbai with a cohort of extensively drug-resistant "XDR" tuberculosis patients on bedaquiline during COVID-19 pandemic. *Lung India.* 2021;38(1):98-9. Epub 2021/01/07. doi: 10.4103/lungindia.lungindia_464_20. PubMed PMID: 33402651.
89. Chandir S, Siddiqi DA, Mehmood M, Setayesh H, Siddique M, Mirza A, et al. Impact of COVID-19 pandemic response on uptake of routine immunizations in Sindh, Pakistan: An analysis of provincial electronic immunization registry data. *Vaccine.* 2020;38(45):7146-55. Epub 2020/09/19. doi: 10.1016/j.vaccine.2020.08.019. PubMed PMID: 32943265; PubMed Central PMCID: PMCPMC7428732.
90. Coronel Teixeira R, Aguirre S, Perez Bejarano D. Thinking about tuberculosis in times of COVID-19. *J Intern Med.* 2020. Epub 2020/10/21. doi: 10.1111/joim.13192. PubMed PMID: 33078450.
91. Datta B, Jaiswal A, Goyal P, Prakash A, Tripathy JP, Trehan N. The untimely demise of the TB Free block model in the wake of coronavirus disease 2019 in India. *Trans R Soc Trop Med Hyg.* 2020;114(11):789-91. Epub 2020/08/17. doi: 10.1093/trstmh/traa067. PubMed PMID: 32797204; PubMed Central PMCID: PMCPMC7454845.
92. de Souza CDF, Coutinho HS, Costa MM, Magalhaes M, Carmo RF. Impact of COVID-19 on TB diagnosis in Northeastern Brazil. *Int J Tuberc Lung Dis.* 2020;24(11):1220-2. Epub 2020/11/12. doi: 10.5588/ijtld.20.0661. PubMed PMID: 33172534.
93. Fang JL, Chao CM, Tang HJ. The impact of COVID-19 on the diagnosis of TB in Taiwan. *Int J Tuberc Lung Dis.* 2020;24(12):1321-2. Epub 2020/12/16. doi: 10.5588/ijtld.20.0746. PubMed PMID: 33317682.
94. Lebina L, Dube M, Hlongwane K, Brahmabatt H, Lala SG, Reubenson G, et al. Trends in paediatric tuberculosis diagnoses in two South African hospitals early in the COVID-19 pandemic. *S Afr Med J.* 2020;110(12):1149-50. Epub 2021/01/07. doi: 10.7196/SAMJ.2020.v110i12.15386. PubMed PMID: 33403952.
95. Min J, Kim HW, Koo HK, Ko Y, Oh JY, Kim J, et al. Impact of COVID-19 Pandemic on the National PPM Tuberculosis Control Project in Korea: the Korean PPM Monitoring Database between July 2019 and June 2020. *J Korean Med Sci.* 2020;35(43):e388. Epub 2020/11/11. doi: 10.3346/jkms.2020.35.e388. PubMed PMID: 33169559; PubMed Central PMCID: PMCPMC7653169.
96. Shrinivasan R, Rane S, Pai M. India's syndemic of tuberculosis and COVID-19. *BMJ global health.* 2020;5(11). Epub 2020/11/18. doi: 10.1136/bmjgh-2020-003979. PubMed PMID: 33199280; PubMed Central PMCID: PMCPMC7670552.
97. Wu Z, Chen J, Xia Z, Pan Q, Yuan Z, Zhang W, et al. Impact of the COVID-19 pandemic on the detection of TB in Shanghai, China. *Int J Tuberc Lung Dis.* 2020;24(10):1122-4. Epub 2020/11/01. doi: 10.5588/ijtld.20.0539. PubMed PMID: 33126952.

98. Behera D. TB control in India in the COVID era. *Indian J Tuberc.* 2020. doi: 10.1016/j.ijtb.2020.08.019.
99. Buonsenso D, Iodice F, Sorba Biala J, Goletti D. COVID-19 effects on tuberculosis care in Sierra Leone. *Pulmonology.* 2020. Epub 2020/06/21. doi: 10.1016/j.pulmoe.2020.05.013. PubMed PMID: 32561353; PubMed Central PMCID: PMC7275172.
100. Chen H, Zhang K. Insight into the impact of the COVID-19 epidemic on tuberculosis burden in China. *The European respiratory journal.* 2020;56(3). Epub 2020/07/25. doi: 10.1183/13993003.02710-2020. PubMed PMID: 32703778; PubMed Central PMCID: PMC7397949.
101. Chiang CY, Islam T, Xu C, Chinnayah T, Garfin AMC, Rahevar K, et al. The impact of COVID-19 and the restoration of tuberculosis services in the Western Pacific Region (revised). *The European respiratory journal.* 2020. Epub 2020/09/27. doi: 10.1183/13993003.03054-2020. PubMed PMID: 32978310.
102. Iyengar KP, Jain VK. Tuberculosis and COVID-19 in India- double trouble! *Indian J Tuberc.* 2020. doi: 10.1016/j.ijtb.2020.07.014.
103. Kwak N, Hwang SS, Yim JJ. Effect of COVID-19 on Tuberculosis Notification, South Korea. *Emerging infectious diseases.* 2020;26(10):2506-8. Epub 2020/07/17. doi: 10.3201/eid2610.202782. PubMed PMID: 32672531.
104. Komiya K, Yamasue M, Takahashi O, Hiramatsu K, Kadota JI, Kato S. The COVID-19 pandemic and the true incidence of Tuberculosis in Japan. *The Journal of infection.* 2020;81(3):e24-e5. Epub 2020/07/11. doi: 10.1016/j.jinf.2020.07.004. PubMed PMID: 32650109; PubMed Central PMCID: PMC7338857.
105. Lai CC, Yu WL. The COVID-19 pandemic and tuberculosis in Taiwan. *The Journal of infection.* 2020;81(2):e159-e61. Epub 2020/06/14. doi: 10.1016/j.jinf.2020.06.014. PubMed PMID: 32534000; PubMed Central PMCID: PMC7286835.
106. Liu Q, Lu P, Shen Y, Li C, Wang J, Zhu L, et al. Collateral Impact of the Covid-19 Pandemic on Tuberculosis Control in Jiangsu Province, China. *Clinical infectious diseases : an official publication of the Infectious Diseases Society of America.* 2020. Epub 2020/08/29. doi: 10.1093/cid/ciaa1289. PubMed PMID: 32857838; PubMed Central PMCID: PMC7499510.
107. Louie JK, Reid M, Stella J, Agraz-Lara R, Graves S, Chen L, et al. A decrease in tuberculosis evaluations and diagnoses during the COVID-19 pandemic. *Int J Tuberc Lung Dis.* 2020;24(8):860-2. Epub 2020/09/12. doi: 10.5588/ijtld.20.0364. PubMed PMID: 32912395.
108. Magro P, Formenti B, Marchese V, Gulletta M, Tomasoni LR, Caligaris S, et al. Impact of the SARS Coronavirus 2 epidemic on tuberculosis treatment outcome, Northern Italy. *The European respiratory journal.* 2020. Epub 2020/07/25. doi: 10.1183/13993003.02665-2020. PubMed PMID: 32703780; PubMed Central PMCID: PMC7377210.
109. Migliori GB, Thong PM, Akkerman O, Alffenaar JW, Álvarez-Navascués F, Assao-Neino MM, et al. Worldwide Effects of Coronavirus Disease Pandemic on Tuberculosis Services, January-April 2020. *Emerging infectious diseases.* 2020;26(11). Epub 2020/09/13. doi: 10.3201/eid2611.203163. PubMed PMID: 32917293.
110. Mid-term report on the impact of COVID-19 on TB and HIV in Africa. 2020.
111. Global Tuberculosis Report 2020. Geneva: World Health Organization; 2020.
112. Amaddeo G, Brustia R, Allaire M, Lequoy M, Hollande C, Regnault H, et al. Impact of COVID-19 on the management of hepatocellular carcinoma in a high-prevalence area. *JHEP Rep.* 2021;3(1):100199. Epub 2020/11/10. doi: 10.1016/j.jhepr.2020.100199. PubMed PMID: 33163949; PubMed Central PMCID: PMC7604130.
113. Yun HE, Ryu BY, Choe YJ. Impact of social distancing on incidence of vaccine-preventable diseases, South Korea. *J Med Virol.* 2020. Epub 2020/10/21. doi: 10.1002/jmv.26614. PubMed PMID: 33079384.
114. Steffen R, Lautenschlager S, Fehr J. Travel restrictions and lockdown during the COVID-19 pandemic-impact on notified infectious diseases in Switzerland. *J Travel Med.* 2020;27(8). Epub 2020/11/06. doi: 10.1093/jtm/taaa180. PubMed PMID: 33152761; PubMed Central PMCID: PMC7543597.
115. Téllez L, Martín Mateos RM. COVID-19 and liver disease: An update. *Gastroenterologia y hepatologia.* 2020. Epub 2020/07/31. doi: 10.1016/j.gastrohep.2020.06.006. PubMed PMID: 32727662; PubMed Central PMCID: PMC7332955.
116. McDonald HI, Tessier E, White JM, Woodruff M, Knowles C, Bates C, et al. Early impact of the coronavirus disease (COVID-19) pandemic and physical distancing measures on routine childhood vaccinations in England, January to April 2020. *Eurosurveillance.* 2020;25(19). doi: 10.2807/1560-7917.ES.2020.25.19.2000848. PubMed Central PMCID: PMC32431288.
117. Bramer CA, Kimmins LM, Swanson R, Kuo J, Vranesich P, Jacques-Carroll LA, et al. Decline in child vaccination coverage during the COVID-19 pandemic — Michigan Care Improvement Registry, May 2016-

- May 2020. *Am J Transplant*. 2020;20(7):1930-1. doi: 10.1111/ajt.16112. PubMed Central PMCID: PMC32437340.
118. Karimi-Sari H, Rezaee-Zavareh MS. COVID-19 and viral hepatitis elimination programs: Are we stepping backward? *Liver international : official journal of the International Association for the Study of the Liver*. 2020. Epub 2020/04/23. doi: 10.1111/liv.14486. PubMed PMID: 32319207.
119. Eshraghian A, Taghavi A, Nikeghbalian S, Malek-Hosseini SA. Reduced rate of hospital admissions for liver-related morbidities during the initial COVID-19 outbreak. *Lancet Gastroenterol Hepatol*. 2020;5(9):803-4. doi: 10.1016/S2468-1253(20)30207-7. PubMed Central PMCID: PMC32615070.
120. Gaspar R, Liberal R, Branco CC, Macedo G. Trends in cirrhosis hospitalizations during the COVID-19 pandemic. *Dig Liver Dis*. 2020;52(9):942-3. doi: 10.1016/j.dld.2020.06.044. PubMed Central PMCID: PMC32680758.
121. Toyoda H, Yasuda S, Kiriya S, Tanikawa M, Hisanaga Y, Kanamori A, et al. Impact of COVID-19 pandemic on surveillance of hepatocellular carcinoma: a study in patients with chronic hepatitis C after sustained virologic response. *GastroHep*. 2020. Epub 2020/08/25. doi: 10.1002/ygh2.418. PubMed PMID: 32837333; PubMed Central PMCID: PMC7436720.
122. Toyoda H, Huang DQ, Le MH, Nguyen MH. Liver Care and Surveillance: The Global Impact of the COVID-19 Pandemic. *Hepatology communications*. 2020. Epub 2020/08/25. doi: 10.1002/hep4.1579. PubMed PMID: 32838107; PubMed Central PMCID: PMC7405084.
123. 19.4% drop in Hepatitis-B birth doses, 31% drop in vaccination sessions in April-June [Internet]. 2020 [cited September 30, 2020]. Available from: <https://hepvoices.org/2020/09/19-4-drop-in-hepatitis-b-birth-doses-31-drop-in-vaccination-sessions-in-april-june/>
124. Buonsenso D, Cinicola B, Kallon MN, Iodice F. Child Healthcare and Immunizations in Sub-Saharan Africa During the COVID-19 Pandemic. *Frontiers in pediatrics*. 2020;8:517. Epub 2020/08/28. doi: 10.3389/fped.2020.00517. PubMed PMID: 32850565; PubMed Central PMCID: PMC7424001.
125. Buonsenso D, Iodice F, Cinicola B, Raffaelli F, Sowa S, Ricciardi W. Management of malaria in children under 5-years-old during COVID-19 pandemic in Sierra Leone: a lesson learned? *medRxiv*. 2020. doi: 10.1101/2020.11.04.20225714.
126. Penjor K, Tobgyal, Zangpo T, Clements ACA, Gray DJ, Wangdi K. Has COVID19 derailed Bhutan's national malaria elimination goal? A commentary. *Malar J*. 2021;20(1):20. Epub 2021/01/08. doi: 10.1186/s12936-020-03562-5. PubMed PMID: 33407471; PubMed Central PMCID: PMC7787406.
127. Ranaweera P, Wickremasinghe R, Mendis K. Preventing the re-establishment of malaria in Sri Lanka amidst the COVID-19 pandemic. *Malar J*. 2020;19(1):386. Epub 2020/11/04. doi: 10.1186/s12936-020-03465-5. PubMed PMID: 33138814; PubMed Central PMCID: PMC7605332.
128. Thapa B, Thi A, Than WP, Win KM, Khine SK. Myanmar Continues to Curb Malaria amid Coronavirus Disease-2019 Crisis. *ResearchSquare*. 2020. doi: 10.21203/rs.3.rs-101547/v1.
129. Guerra CA, Tresor Donfack O, Motobe Vaz L, Mba Nlang JA, Nze Nchama LO, Mba Eyono JN, et al. Malaria vector control in sub-Saharan Africa in the time of COVID-19: no room for complacency. *BMJ global health*. 2020;5(9). Epub 2020/09/18. doi: 10.1136/bmjgh-2020-003880. PubMed PMID: 32938611.
130. Feldman M, Vernaev L, Tibenderana J, Debackere M, Braack L, Thu HK, et al. The importance of building community trust for sustained health interventions during disruptive events such as COVID-19: A Cambodia case study. *ResearchSquare*. 2020. doi: 10.21203/rs.3.rs-94629/v1.
131. Best practices in mitigating the effect of COVID-19 on malaria. Geneva: RBM Partnership To End Malaria, 2021.
132. Torres K, Alava F, Soto-Calle V, Llanos-Cuentas A, Rodriguez H, Llacsahuanga L, et al. Malaria Situation in the Peruvian Amazon during the COVID-19 Pandemic. *The American journal of tropical medicine and hygiene*. 2020. Epub 2020/09/05. doi: 10.4269/ajtmh.20-0889. PubMed PMID: 32885776.
133. Bogdanic N, Zekan S, Romih Pintar V, Lukas D, Begovac J. The impact of COVID-19 epidemic on HIV care in Croatia. *Abstract Supplement HIV Glasgow - Virtual*, 5-8 October, 2020, *Journal of the International AIDS Society*. 2020;23:e25616.
134. Chia CC, Chao CM, Lai CC. Diagnoses of syphilis and HIV infection during the COVID-19 pandemic in Taiwan. *Sex Transm Infect*. 2020. Epub 2020/10/22. doi: 10.1136/sextrans-2020-054802. PubMed PMID: 33082234.
135. Chow EPF, Ong JJ, Denham I, Fairley CK. HIV testing and diagnoses during the COVID-19 pandemic in Melbourne, Australia. *J Acquir Immune Defic Syndr*. 2020; Publish Ahead of Print. Epub 2020/12/22. doi: 10.1097/QAI.0000000000002604. PubMed PMID: 33346567.

136. Chow EPF, Hocking JS, Ong JJ, Phillips TR, Fairley CK. Postexposure prophylaxis during COVID-19 lockdown in Melbourne, Australia. *The lancet HIV*. 2020;7(8):e528-e9. Epub 2020/07/21. doi: 10.1016/s2352-3018(20)30204-6. PubMed PMID: 32687796; PubMed Central PMCID: PMC7367677.
137. Darcis G, Vaira D, Moutschen M. Impact of coronavirus pandemic and containment measures on HIV diagnosis. *Epidemiology and infection*. 2020;148:e185. Epub 2020/08/25. doi: 10.1017/s0950268820001867. PubMed PMID: 32829742; PubMed Central PMCID: PMC7463155.
138. Davey DLJ, Bekker LG, Mashele N, Gorbach P, Coates TJ, Myer L. PrEP retention and prescriptions for pregnant women during COVID-19 lockdown in South Africa. *The lancet HIV*. 2020. Epub 2020/08/08. doi: 10.1016/s2352-3018(20)30226-5. PubMed PMID: 32758479; PubMed Central PMCID: PMC7398649.
139. Ejima K, Koizumi Y, Yamamoto N, Rosenberg M, Ludema C, Bento AI, et al. HIV testing by public health centers and municipalities, and new HIV cases during the COVID-19 pandemic in Japan. *medRxiv*. 2020. doi: 10.1101/2020.10.16.20213959.
140. Giuliani M, Dona MG, La Malfa A, Pasquantonio MS, Pimpinelli F, Cristaudo A, et al. Ensuring retention in care for people living with HIV during the COVID-19 pandemic in Rome, Italy. *Sex Transm Infect*. 2020. Epub 2020/10/14. doi: 10.1136/sextrans-2020-054650. PubMed PMID: 33046581; PubMed Central PMCID: PMC7551733.
141. Hickey MD, Imbert E, Glidden DV, Rosario JBD, Chong M, Clemenzi-Allen A, et al. Viral suppression not decreased during COVID-19 among people with HIV and unstable housing enrolled in a low-barrier clinic-based program (POP-UP). *AIDS*. 2020. Epub 2020/12/12. doi: 10.1097/QAD.0000000000002793. PubMed PMID: 33306555.
142. Jensen C, McKerrow NH. Child health services during a COVID-19 outbreak in KwaZulu-Natal Province, South Africa. *S Afr Med J*. 2020;0(0):13185. Epub 2020/12/19. PubMed PMID: 33334393.
143. Junejo M, Girometti N, McOwan A, Whitlock G. HIV postexposure prophylaxis during COVID-19. *The lancet HIV*. 2020;7(7):e460. Epub 2020/05/29. doi: 10.1016/s2352-3018(20)30146-6. PubMed PMID: 32464106; PubMed Central PMCID: PMC7247797.
144. Krakower D, Solleveld P, Levine K, Mayer KH. Impact of COVID-19 on HIV preexposure prophylaxis care at a Boston community health center. *AIDS* 20202020.
145. Lagat H, Sharma M, Kariithi E, Otieno G, Katz D, Masyuko S, et al. Impact of the COVID-19 Pandemic on HIV Testing and Assisted Partner Notification Services, Western Kenya. *AIDS and behavior*. 2020;24(11):3010-3. Epub 2020/06/04. doi: 10.1007/s10461-020-02938-7. PubMed PMID: 32488552; PubMed Central PMCID: PMC7265868.
146. Maatouk I, Assi M, Jaspal R. Emerging impact of the COVID-19 outbreak on sexual health in Lebanon. *Sex Transm Infect*. 2020. Epub 2020/10/09. doi: 10.1136/sextrans-2020-054734. PubMed PMID: 33028650.
147. Madhi SA, Gray GE, Ismail N, Izu A, Mendelson M, Cassim N, et al. COVID-19 lockdowns in low- and middle-income countries: Success against COVID-19 at the price of greater costs. *S Afr Med J*. 2020;110(8):724-6. Epub 2020/09/04. PubMed PMID: 32880296.
148. Mitsuya H. Fight against COVID-19 but avoid disruption of services for other communicable diseases (CDs) and noncommunicable diseases (NCDs). *Glob Health Med*. 2020;2(6):343-5. Epub 2021/01/08. doi: 10.35772/ghm.2020.01111. PubMed PMID: 33409412; PubMed Central PMCID: PMC7780288.
149. Odinga MM, Kuria S, Muindi O, Mwakazi P, Njraini M, Melon M, et al. HIV testing amid COVID-19: community efforts to reach men who have sex with men in three Kenyan counties. *Gates open research*. 2020;4:117. Epub 2020/09/22. doi: 10.12688/gatesopenres.13152.1. PubMed PMID: 32954217; PubMed Central PMCID: PMC7477340.
150. Ogirima F, Azurunwa O, Batur S, Abe O, Egwumba P, Ayo I, et al. Surging through the COVID-19 pandemic to retain patients on ART: Experiences using innovative approaches for ART delivery in Lagos state, Nigeria. *AIDS* 20202020.
151. Panagopoulos P, Petrakis V, Kyrgiannaki V, Kriaraki Z, Papazoglou D. Late presenters of HIV infection during COVID-19 pandemic. Abstract Supplement HIV Glasgow - Virtual, 5-8 October, 2020, *Journal of the International AIDS Society*. 2020;23:e25616.
152. Qiao S, Li Z, Weissman S, Li X, Olatosi B, Davis C, et al. Disparity in HIV Service Interruption in the Outbreak of COVID-19 in South Carolina. *AIDS and behavior*. 2020:1-9. Epub 2020/08/29. doi: 10.1007/s10461-020-03013-x. PubMed PMID: 32856176; PubMed Central PMCID: PMC7453068.
153. Quiros-Roldan E, Magro P, Carriero C, Chiesa A, El Hamad I, Tratta E, et al. Consequences of the COVID-19 pandemic on the continuum of care in a cohort of people living with HIV followed in a single

- center of Northern Italy. *AIDS Res Ther.* 2020;17(1):59. Epub 2020/10/06. doi: 10.1186/s12981-020-00314-y. PubMed PMID: 33012282; PubMed Central PMCID: PMC7533114.
154. Sánchez-Rubio J, Vélez-Díaz-Pallarés M, Rodríguez González C, Sanmartín Fenollera P, García Yubero C, Fernández-Pacheco García-Valdecasas M. HIV postexposure prophylaxis during the COVID-19 pandemic: experience from Madrid. *Sex Transm Infect.* 2020. Epub 2020/07/19. doi: 10.1136/sextrans-2020-054680. PubMed PMID: 32680842.
155. Shi L, Tang W, Hu H, Qiu T, Marley G, Liu X, et al. Impact of the COVID-19 pandemic on HIV care continuum in Jiangsu, China. 2020. doi: 10.21203/rs.3.rs-135421/v1.
156. Siedner MJ, Kraemer JD, Meyer MJ, Harling G, Mngomezulu T, Gabela P, et al. Access to primary healthcare during lockdown measures for COVID-19 in rural South Africa: an interrupted time series analysis. *BMJ Open.* 2020;10(10):e043763. Epub 2020/10/07. doi: 10.1136/bmjopen-2020-043763. PubMed PMID: 33020109; PubMed Central PMCID: PMC7536636.
157. Spinelli MA, Hickey MD, Glidden DV, Nguyen JQ, Oskarsson JJ, Havlir D, et al. Viral suppression rates in a safety-net HIV clinic in San Francisco destabilized during COVID-19. *Aids.* 2020. Epub 2020/09/11. doi: 10.1097/qad.0000000000002677. PubMed PMID: 32910069.
158. Stanford KA, Friedman EE, Schmitt J, Spiegel T, Ridgway JP, Moore M, et al. Routine Screening for HIV in an Urban Emergency Department During the COVID-19 Pandemic. *AIDS and behavior.* 2020;24(10):2757-9. Epub 2020/05/04. doi: 10.1007/s10461-020-02899-x. PubMed PMID: 32361800; PubMed Central PMCID: PMC7195825.
159. Traeger MW, Patel P, Guy R, Hellard ME, Stooze MA, Australian Collaboration for Coordinated Enhanced Sentinel S. Changes in HIV preexposure prophylaxis prescribing in Australian clinical services following COVID-19 restrictions. *AIDS.* 2021;35(1):155-7. Epub 2020/12/05. doi: 10.1097/QAD.0000000000002703. PubMed PMID: 33273185.
160. Tun NN, Hlaing MMM, Smithuis F. Adapting and overcoming to the challenges of HIV prevention and treatment activities under the threat of SARS-CoV-2 in Myanmar. *AIDS* 20202020.
161. Fourth annual progress report of the HIV Prevention 2020 Road Map implementation. Geneva: UNAIDS, 2020.
162. Prevailing Against Pandemics by Putting people at the Centre. UNAIDS, 2020.
163. Seizing the Moment. Global AIDS Update 2020. Geneva: UNAIDS, 2020.
164. Mohammed H, Oljira L, Roba KT, Yimer G, Fekadu A, Manyazewal T. Containment of COVID-19 in Ethiopia and implications for tuberculosis care and research. *Infectious diseases of poverty.* 2020;9(1):131. Epub 2020/09/18. doi: 10.1186/s40249-020-00753-9. PubMed PMID: 32938497.
165. PEPFAR Technical Guidance in Context of COVID-19 Pandemic. PEPFAR, 2020.
166. Operational guidance for maintaining essential health services during an outbreak. Interim guidance. Geneva: World Health Organization, 2020.
167. Maintaining and prioritizing HIV prevention services in the time of COVID-19. Geneva: UNAIDS, 2020.
168. Tuberculosis and COVID-19. World Health Organization(WHO) Information Note. Geneva: World Health Organization, 2020.
169. Tailoring malaria interventions in the COVID-19 response. Geneva: World Health Organization, 2020 Contract No.: WHO/UCN/GMP/2020.02.
170. New modelling shows COVID-19 should not be a reason for delaying the 2030 deadline for ending AIDS as a public health threat [Internet]. UNAIDS; 2020 [cited February 1, 2021]. Available from: https://www.unaids.org/en/resources/presscentre/featurestories/2020/december/20201214_covid19-2030-deadline-for-ending-aids
171. Hoagland B, Torres TS, Bezerra DRB, Geraldo K, Pimenta C, Veloso VG, et al. Telemedicine as a tool for PrEP delivery during the COVID-19 pandemic in a large HIV prevention service in Rio de Janeiro-Brazil. *Braz J Infect Dis.* 2020;24(4):360-4. Epub 2020/06/07. doi: 10.1016/j.bjid.2020.05.004. PubMed PMID: 32504552; PubMed Central PMCID: PMC7261432.
172. Rogers BG, Coats CS, Adams E, Murphy M, Stewart C, Arnold T, et al. Development of Telemedicine Infrastructure at an LGBTQ+ Clinic to Support HIV Prevention and Care in Response to COVID-19, Providence, RI. *AIDS and behavior.* 2020;24(10):2743-7. Epub 2020/05/01. doi: 10.1007/s10461-020-02895-1. PubMed PMID: 32350772; PubMed Central PMCID: PMC7189360.
173. Armbruster M, Fields EL, Campbell N, Griffith DC, Kouoh AM, Knott-Grasso MA, et al. Addressing Health Inequities Exacerbated by COVID-19 Among Youth With HIV: Expanding Our Toolkit. *The Journal of adolescent health : official publication of the Society for Adolescent Medicine.* 2020;67(2):290-5. Epub 2020/06/13. doi: 10.1016/j.jadohealth.2020.05.021. PubMed PMID: 32527573.

174. Dourado I, Magno L, Soares F, Massa P, Nunn A, Dalal S, et al. Adapting to the COVID-19 Pandemic: Continuing HIV Prevention Services for Adolescents Through Telemonitoring, Brazil. *AIDS and behavior*. 2020;24(7):1994-9. Epub 2020/05/23. doi: 10.1007/s10461-020-02927-w. PubMed PMID: 32440973; PubMed Central PMCID: PMC7241065.

Supporting information captions

Text:

S1 section 1: Search strategy in databases

S1 section 2: Search strategy for grey literature

S1 section 3: Post-hoc amendments to the study protocol

S1 section 4: Details of the screening process and the “near-misses”

S1 section 5: Risk-of-bias assessment tools

S1 section 6: Risk-of-bias assessment results

S1 section 7: Tuberculosis

S1 section 8: Viral hepatitis

S1 section 9: Malaria

S1 section 10: HIV

Tables

S1 Table 1: Details of the grey literature search

S1 Table 2: Details on grey literature findings regarding viral hepatitis

S1 Table 3: Risk-of-bias tool for modelling studies

S1 Table 4: Risk-of-bias tool for surveys

S1 Table 5: Risk-of-bias tool for quantitative studies

S1 Table 6: Overview of studies related to TB with respect to the outcome and type of evidence/data source

S1 Table 7: Overview of findings describing the impact of COVID-19 on TB notifications

S1 Table 8: Overview of findings regarding indirect impact of COVID-19 on different clinical outcomes related to TB

S1 Table 9: Overview of published evidence regarding impact of COVID-19 on TB-related service provision

S1 Table 10: Overview of the modelling studies regarding indirect impact of COVID-19 on TB

S1 Table 11: Findings of the modelling studies related to indirect impact of COVID-19 on viral hepatitis

S1 Table 12: Findings of the surveys related to indirect impact of COVID-19 on viral hepatitis

S1 table 13: Findings of studies relying on hospital or notifiable disease records, registries and databases, when assessing the indirect impact of COVID-19 on viral hepatitis

S1 Table 14: Overview of studies related to malaria with respect to various characteristics

S1 Table 15: Overview of projected and observed impact of COVID-19 on malaria cases.

S1 Table 16: Overview of projected and observed impact of COVID-19 on malaria deaths

S1 Table 17: Projected consequences of interruption of malaria prevention measures on malaria cases and deaths and overview of observed disruptions of the measures

S1 Table 18: Overview of studies related to HIV with respect to various characteristics

S1 Table 19: Self-reported HIV service interruption

S1 Table 20: Overview of studies reporting on ART retention and engagement in care

S1 Table 21: Overview of findings related to HIV testing and new diagnoses

S1 Table 22: Overview of the impact of individual HIV service/care interruptions on HIV-incidence and mortality as reported by the modelling studies

S2 Table 1: PRISMA checklist

Figures

S1 Fig. 1: Risk-of-bias assessment for surveys related to viral hepatitis, tuberculosis and malaria

S1 Fig. 2: Risk-of-bias assessment for surveys related to HIV

S1 Fig. 3: Risk-of-bias assessment of quantitative studies related to viral hepatitis and tuberculosis

S1 Fig. 4: Risk-of-bias assessment of quantitative studies related to malaria and HIV

S1 Fig. 5: TB notifications in Americas and Europe

S1 Fig. 6: Reported reduction in HIV testing volumes and changes in the positivity rate

S1 Fig. 7: Impact on PrEP usage

S1 Fig. 8: Reduction in PEP prescriptions