

COVID-19 vaccines uptake: Public knowledge, awareness, perception and acceptance among adult Africans

John K. Ahiakpa^{1&19¶}, Nanma T. Cosmas^{2¶}, Felix E. Anyiam^{3¶}, Kingsley O. Enalume^{4&}, Ibrahim Lawan^{5&}, Ijuptil B. Gabriel^{6&}, Chinonyelum L. Oforika^{7&}, Hamze G. Dahir^{8¶}, Salisu T. Fausat^{9^}, Maureen A. Nwobodo^{10^}, Getrude P. Massawe^{11^}, Adachukwu S. Obagha^{12^}, Debra U. Okeh^{13^}, Benjamin Karikari^{14&19^}, Samuel T. Aderonke^{15^}, Olushola M. Awoyemi^{16^}, Idowu A. Aneyo^{17^}, Funmilayo V. Doherty^{18^}

^{#a1}Research Desk Consulting Limited, Kwabenya-Accra, Ghana.

²Department of Medical Microbiology, Faculty of Clinical Sciences, College of Health Sciences, University of Jos, Nigeria.

³Centre for Health and Development, University of Port Harcourt, River State, Nigeria.

⁴Department of Electrical and Electronic Engineering, Federal University of Petroleum Resources, Effurun, Delta State, Nigeria.

⁵School of Biology, University of St Andrews, St. Andrews, UK.

⁶Modibbo Adama University, Yola Department of Biochemistry School of Life Sciences, Adamawa State, Girei, Nigeria.

⁷Department of Zoology, University of Lagos, Akoka-Yaba, Lagos, Nigeria.

⁸School of Public Health and Nutrition, Amoud University Borama, Awdal, Somaliland,

⁹Department of Zoology and Environmental Biology, Olabisi Onabanjo University, Ago-Iwoye, Ogun State.

¹⁰Public Health Department of Gregory University Uтуру, Abia State, Nigeria.

¹¹The Open University of Tanzania, Kinondoni, Dar es Salaam, Tanzania.

¹²African Regional Postgraduate Programme in Insect Science, University of Ghana, Legon, Ghana.

¹³Department of Community Medicine, Federal Medical Centre Umuahia, Abia State, Nigeria.

¹⁴Department of Crop Science, University for Development Studies, Tamale, Ghana.

¹⁵Department of Biochemistry, Faculty of Basic Medical Sciences, University of Lagos.

¹⁶Department of Environmental Toxicology, The Institute Environmental and Human Health, Texas Tech University, Lubbock, USA.

¹⁷Department of Zoology, University of Lagos, Akoka-Yaba, Lagos, Nigeria.

¹⁸Yaba College of Technology, Lagos, Nigeria.

^{#b19}Organisation of African Academic Doctors, OAAD., Off Kamiti Road, Nairobi, Kenya.

[^]Membership of the INASP/AuthorAID Online Journal Club is provided in the Acknowledgments

Corresponding Author

Email: jonahiakpa@outlook.com (JKA)

41 **Abstract**

42 **Introduction:** The willingness of Africa’s population to take the COVID-19 vaccines is critical
43 to the efficiency of national immunisation programmes. This study surveys the views of adult
44 African inhabitants toward vaccination and the possibility of participating or not participating in
45 governments’ efforts to get citizens vaccinated.

46 **Method:** A cross-sectional online survey of adult Africans was undertaken from December 2020
47 to March 2021. Responses were anonymised. The Pearson Chi-square test was performed to
48 determine whether or not there were any variations in knowledge, awareness, perception and
49 acceptance of the COVID-19 vaccines among the participants. Binomial logistic regression was
50 used to evaluate the factors associated with willingness to accept COVID-19 vaccines and
51 participate in immunisation programmes.

52 **Results:** The results indicate that COVID-19 vaccines are more likely to be used by adult
53 Africans over the age of 18 who are largely technologically savvy (55 percent) if the vaccine is
54 made broadly available. A total of 33 percent of those who responded said they were unlikely to
55 receive the vaccine, with another 15 percent stating they were undecided. Aside from that, we
56 found that vaccine hesitancy was closely associated with socio-demographic characteristics such
57 as age, gender, education and source of information. We also found that there were widespread
58 conspiracies and myths about the COVID-19 vaccines.

59 **Conclusion:** More than two-thirds of African adults who participated in the survey indicated
60 they would not receive the COVID-19 vaccine, with majority of them expressing skepticisms
61 about the vaccine's efficacy. It is possible that many of the people who would not be vaccinated
62 would have an impact on the implementation of a COVID-19 immunisation programme that is
63 meant for all of society. Majority of the respondents were unwilling to pay for the COVID-19
64 vaccines when made available. An awareness campaign should be focused on promoting the
65 benefits of vaccination at the individual and population levels, as well as on taking preemptive
66 actions to debunk misconceptions about the vaccines before they become further widespread.

67
68 **Key words:** Africa, vaccination, public health; vaccine hesitancy; readiness; conspiracy theories

69
70
71

72 **Introduction**

73 Infectious diseases have caused untold suffering around the world. Novel pathogenic infections
74 have triggered numerous disease outbreaks and epidemics on the planet in recent decades.
75 SARS-CoV-2, a new strain of coronavirus from Wuhan, China, sparked the world's vilest
76 pandemic ever [1]. Due to its global reach, it was first labeled an epidemic before being upgraded
77 to a pandemic and finally an infodemic [2]. On February 11, 2020, the World Health
78 Organisation (WHO) named it coronavirus disease 2019 (COVID-19) [3]. With 96 % genomic
79 identity to the horseshoe bat virus RaTG13, *Rhinolophus affinis*, SARS-CoV-2 is an enclosed,
80 single-stranded positive-sense RNA virus. A 5'UTR, followed by ORF1a and ORF1ab, four
81 structural genes (spike S, envelope E, membrane M, nucleocapsid N) and accessory proteins are
82 all found in the SARS-CoV-2 genome, which has a total length of 30,000 nucleotides [2]. It is
83 through the angiotensin converting enzyme-2 (ACE-2) receptor that the S gene encodes the well-
84 known homotrimeric, type I fusion and transmembrane glycoprotein that virus entrance into the
85 host target cell is enabled [3,4]. The virus penetrates the host cell only when two membranes are
86 fused together [4,5]. The cellular type II transmembrane serine proteases (TMPRSS2) are
87 activated by SARS-CoV-2, which uses ACE-2 as an entrance receptor (TMPRSS2) [8–10]. The
88 host cell's priming of spike protein is crucial for viral entrance. The effectiveness of SARS-CoV-
89 2 transmission is determined by this interaction with the ACE-2 [2,6]. Infection and transmission
90 of ACE2 cells in the upper respiratory tract can be increased by exploiting a cellular attachment
91 enhancing factor identified and anticipated in novel mutations [7].

92 In the ever-growing list of dangerous new agents, SARS-CoV-2 is the most recent. It is difficult
93 to determine the number of asymptomatic COVID-19 infected persons [4,5]. The incubation
94 period for COVID-19 infection is estimated at 2–24 days [6,12,14], and symptoms such as fever,
95 cough, headache, muscle aches, and dyspnoea are usually observed in infected individuals.

96 Patients with unusual signs and symptoms, such as vomiting and diarrhoea, have been observed
97 on rare occasions. Global mortality from COVID-19 was reported by WHO as 3.4 % [3]. Over
98 3.54 billion people have received at least one dose of the SARSCoV-2 vaccines regardless of
99 brand name as of July 20, 2021. However, this pandemic has become a race between vaccine
100 efficacy and new variants.

101 Many countries' healthcare system has been strained, and with job losses across industries as a
102 result of this pandemic, which have had unquantifiable economic repercussions [6,7]. Different
103 vaccines have been developed, but the number of confirmed cases and deaths are still rising
104 despite these efforts to stop the spread of the disease. The focus has been placed on the necessity
105 to have people vaccinated with WHO-approved COVID-19 vaccines. Previous studies have
106 shown that vaccination is an effective means of preventing infectious diseases [8]. However,
107 acceptance of vaccines by people does not always translate into vaccine efficacy and availability.
108 Vaccine hesitancy has been attributed to increasing vaccine misinformation which has markedly
109 contributed to the continuous decrease in vaccine uptake globally, leading to the third and fourth
110 waves of the COVID-19 pandemic [9–11].

111 Some of the COVID-19 vaccines developed were made utilising four unique methodologies
112 which incorporates viral vector, whole virus, ribonucleic acid (RNA) and protein subunits [5].
113 Despite the fact that the COVID-19 jabs were developed more rapidly than previous vaccines,
114 they have been meticulously tried and tested [12]. Vaccine acceptance amongst the overall
115 population and medical workers have a crucial role in the control of the pandemic. The COVID-
116 19 vaccines are efficacious in preventing COVID-19; however, their effectiveness and viability is
117 dependent upon dosage, seriousness of disease, and COVID-19 variation. For instance, the
118 Pfizer-BioNTech vaccine is estimated at 95 %, Moderna 94.1% and Janssen 66.3 % efficacies
119 [4,13,14].

120 Alpha variant infections are effectively treated with the mRNA COVID-19 vaccines from Pfizer-
121 BioNTech and Moderna. Sera from a Pfizer-vaccinated health care worker was found to be
122 effective in neutralising B.1.1.7 [6,24]. The Johnson and Johnson single shot is reported to be
123 quite effective in producing protective neutralising antibodies. Moderna and Novavax vaccines
124 were found to be less effective at neutralising antibodies. Vaccines from Pfizer-BioNTech and
125 Moderna showed no change in neutralisation of S447N, but lowered neutralisation of E484K.
126 Vaccines designed to protect against Beta strains are less effective than those designed to protect
127 against other strains. There was only 75% efficacy for Pfizer's vaccine in clinical trials [18,25],
128 whereas in South African trials, the AstraZeneca AZD1222 vaccine failed to prevent even mild
129 or moderate COVID-19 infection [26]. Good neutralisation was seen with the Covaxin and
130 NVX-CoV2373 (Covavax) vaccines. The vaccines from Pfizer-BioNTech and Moderna have a
131 lower level of neutralising antibodies.

132 In a pre-clinical vivo research, the monoclonal antibody regdanvimab (CT-P59) displayed
133 significant neutralising activity against the Delta variant, B.1.617.2, as well as against the
134 Lambda variant in a cell-based pseudovirus assay. Among antivirals, the most widely used drug
135 is remdesivir which inhibits the viral RNA dependent RNA polymerase and has since been
136 approved by US-FDA for adults and paediatric patients with severe symptoms. China treated
137 85% of the COVID-19 patients using traditional medicines such as root extract of *Isatis*
138 *indigotica* and extract of *Houttuynia cordata* [6,7,11].

139 Roughly, 80-89 % of vaccinated individuals show low rate of local symptoms and 55 – 83 %
140 shows as a minimum of one systemic symptom following immunisation [15]. However,
141 evaluation of attitudes and acceptance rates towards COVID-19 vaccines can shape
142 communication campaigns that are much needed to reinforce trust in vaccination programmes
143 [10]. Vaccination is perhaps the most sustainable intervention to forestall COVID-19 infections

144 [3]. The quickest a vaccine had at any point been created before this pandemic was four years
145 [3,13,16], but COVID-19 vaccines were developed under one year. Vaccine hesitancy mirrors
146 public health hazard [8,17]. The Strategic Advisory Group of Experts on Immunisation (SAGE),
147 defines vaccine hesitancy as the "delay in acceptance or refusal of immunisation regardless of
148 accessibility of immunisation service" [8]. Vaccine hesitancy originates from perceived risks
149 versus benefits, certain strict religious convictions and absence of credible information and
150 mindfulness [12,18–20], and negative perceptions towards COVID-19 vaccines [17,21].

151 In Africa, vaccine hesitancy is premised on perceived danger of the vaccines, safety and
152 effectiveness of vaccines, general immunisation approach, previous immunisation experiences,
153 religious beliefs, immunisation accessibility and socio-cultural constraints [17,22]. A survey by
154 Lazarus *et al.* [9] revealed vaccine acceptance rate of 81.6 % in South Africa and 65.2 % in
155 Nigeria. A study on early awareness, perception and practices towards COVID-19 vaccines from
156 North-Central Nigeria showed an acceptance rate of 29.0 % [23]. Public health communication
157 needs to assure people of the COVID-19 vaccines safety and their benefits. Awareness of
158 COVID-19 vaccines will play a key role in maintaining the public's confidence in vaccination
159 [22,24]. This will require effective communication through adequate resources and planning.
160 Public announcements, advertisement, jingles, webinar, workshops, and trainings are needed to
161 be in place as early as possible and continue until full vaccination is achieved since COVID-19
162 vaccines are now available. This will provide transparent information against rumours and
163 conspiracy theories. Prior knowledge of vaccination shows that most people on the average could
164 be willing to accept the COVID-19 vaccines with less side effects. However, awareness
165 campaigns could increase the readiness for COVID-19 vaccination programmes across Africa
166 [17].

167 A key factor in low vaccine acceptance is exposure to misinformation and conspiracy theories.
168 Hesitancy to the COVID-19 vaccines could impede the success of vaccination programmes [25-
169 29]. Also, the speed of COVID-19 vaccine development, registration and deployment in less than
170 a year have contributed to the level of hesitancy in Africa [9].

171

172 **Materials and Methods**

173 **Design of the Study and Participants**

174 Using a random selection process, this online cross-sectional survey was conducted at the
175 continental level with randomly selected participants. The interviews were undertaken between
176 December 2020 and March 2021 with the assistance of collaborators from each of the
177 participating countries. A questionnaire with 33 question items, separated into four sections, was
178 created. After answering a few demographic questions (such as where you live and what you do
179 for a living), respondents were asked a series of questions about their medical and past
180 immunisation history. Our definition for adult Africans refers to Africans aged from 18 years and
181 above. The remaining three sections described COVID-19 vaccine's history and how it's
182 administered. Collaborators and the study team reviewed the survey a number of times. Using a
183 piloted sample of 30 people, we tested the questions' reliability and how long it took to interview
184 one person. To ensure proper data collection and storage, members of the research team reviewed
185 the data several times a day.

186 The survey questionnaire was created in Microsoft Forms, and was sent by email, and via social
187 media platforms such as Facebook, LinkedIn, Twitter, Telegram, WhatsApp, WeChat and other
188 social media platforms. In this study, participants volunteered their time and were not
189 compensated in any way for their participation. All responses were treated as entirely
190 confidential and were not shared with anyone. In order to reach literate Africans with online

191 presence, we employed virtual networks to reach the general public using the snowballing or
192 chain-referral approach, which saves us both time and money [17]. Even though the
193 representativeness of our survey is compromised by selection bias, we believe that reaching out
194 to Africa's online population is a worthwhile endeavour because vaccine hesitancy among
195 Africa's "literate" population has significant ramifications for the rest of the continent's
196 population [18,22]. Social media such as WhatsApp, Facebook and Twitter are popular social
197 media platforms where misinformation, and fake news are communicated and transmitted. Thus,
198 sampling public opinion through these networks, is critical for public health planning [11,25,26].
199 Those who frequent the internet are more likely than others to be linked to networks outside their
200 immediate locations (particularly abroad) and to be affected by online vaccine conspiracies
201 coming from remote locations. Adults without internet access may be persuaded to get the
202 vaccine by those on social media or by word-of-mouth. Our study reporting was done in
203 accordance with the STROBE guidelines [27].

204 **Statistical Analyses**

205 Public health specialists with many years of experience in conducting surveys were consulted in
206 the development of the questionnaire [29]. A test group of 20 people took part in the
207 questionnaire before it was rolled out to the public, but they were not included in the final survey.
208 The conventional Cochran formula [29] was used to determine the starting sample size;

$$209 \quad n_0 = \frac{Z^2 pq}{e^2},$$

210 where e = the desired precision level (margin of error), where p is the fraction of population, q is
211 $1-p$, and Z is the Z-value found in a Z table. A total of 365 participants completed the closed-
212 ended questionnaire for our study. At a 95% level of confidence, this corresponds to a 2 %
213 margin of error [29].

214 Descriptive statistics were employed to summarise the survey data and describe the socio-
215 demographic characteristics of the study participants. Chi-square tests were then used to estimate
216 the correlations between socio-demographic variables and participants' willingness to receive a
217 COVID-19 vaccine. Variables such as likelihood (very likely or somewhat likely), mix (not
218 decided), or negative (somewhat unlikely or very unlikely) responses to the COVID-19 vaccine
219 were trichotomised to compare responses for various socio-demographic characteristics. A
220 statistically significant p-value of 0.05 and an alpha level of 5 percent were used to assess
221 potential vaccine hesitancy.

222 **Ethical Considerations**

223 Ethical clearance was granted by the Ethics Review Board (ERC) of School of Postgraduate
224 Studies and Research, Amoud University in Somalia. Prior to the data collection, participants
225 were required to provide written consent at the time of data collection. Each participant was
226 asked to sign the form to attest that they had voluntarily chosen to participate in the study. It was
227 made clear that anyone who did not wish to engage in the study had the option to do so.
228 Throughout the survey process, participants' responses were kept completely confidential. All
229 dataset was de-identified to ensure no participant's identity was revealed.

230

231 **Results**

232 **Socio-demographic characteristics of respondents**

233 An overview of the demographic profiles of the 365 survey respondents is presented in Table 1
234 below. The age distribution of the respondents ranged from 65 and above (n = 9; 2.47 %) to 18-
235 29 (n = 169; 46.30 %); indicating the youthfulness of the respondents (Table 1). In terms of
236 gender, the proportion of male participants in the study was 56.99 % compared to 43.01% of
237 female participants in the survey. Majority of the participants were single (55.07 %; n = 201);

238 while 43.01 % (n = 157) were married. On educational attainment, majority of the participants
 239 have a university degree (49.86 %; n = 182), while 3.56 % (n = 13) had basic or secondary
 240 school. We also profiled the occupation of the participants. Majority of the participants were
 241 students (n = 95; 25.48 %) while 3.56 % (n = 13) were teachers (Table 1). Majority of the
 242 participants were Nigerians while the country with the least participation were Malawi, Morocco,
 243 Botswana, Cameroon, Democratic Republic of the Congo and Eswatini (Table 1).

244 **Table 1.** Demographic information of respondents (n = 365)

Variable	Frequency (n)	Percent (%)
Age		
18-29	169	46.30
30-49	158	43.29
50-64	29	7.95
65 & Above	9	2.47
Sex		
Male	208	56.99
Female	157	43.01
Marital Status		
Single	201	55.07
Married	157	43.01
Widow(er)	6	1.64
Divorced	1	0.27
Highest Educational Level attended		
Basic/Primary school	1	0.27
Secondary/High school	12	3.29
Diploma	14	3.84
Bachelor's Degree	182	49.86
Master's and Above	156	42.74
Occupation		
Student	93	25.48
Health care worker	69	18.90
University lecturer/researcher	64	17.53
Civil servant	38	10.41
Business man/woman	28	7.67
Professional (Engineer, Accountant, consultant)	21	5.75
Administrator	19	5.21
Teacher	13	3.56
Others	33	29.37
Country of Origin		
Nigeria	174	47.67
Somalia	111	30.41
Ghana	38	10.41
Mozambique	15	4.11
Kenya	5	1.37
Ethiopia	4	1.10
Rwanda	4	1.10

Tanzania	3	0.82
Zambia	3	0.82
Uganda	2	0.55
Malawi	1	0.27
Morocco	1	0.27
Botswana	1	0.27
Congo, Republic of the	1	0.27
Djibouti	1	0.27
Eswatini (formerly Swaziland)	1	0.27
Country of Residence (n = 352)		
Nigeria	169	48.01
Somalia	104	29.55
Ghana	37	10.51
Mozambique	15	4.26
Kenya	4	1.14
Rwanda	4	1.14
Tanzania	3	0.85
Uganda	3	0.85
Zambia	3	0.85
Ethiopia	2	0.57
South Africa	2	0.57
Malawi	3	0.85
Morocco	3	0.85
Botswana	3	0.85
Cameroon	2	0.57
Democratic Republic of the Congo	2	0.57
Eswatini (formerly Swaziland)	2	0.57

245

246 The socio-demographic characteristics of respondents revealed that social media campaigns

247 yielded the highest awareness (90.4 %), local TV/radio (86.9 %), newspaper (60 %), community

248 mobilisation (4.1 %), religious gatherings (3 %) and courses/flyers (0.6 %) (Figure 1A).

249 However, the respondents considered social media as a more accessible platform to disseminate

250 information for all groups of people.

251 The result also indicated that one third of the respondents (73 %) do not show interest in taking

252 the COVID-19 test and about one third of the respondents (27 %) have taken COVID-19 test

253 before (Figure 1B). The result of the COVID-19 vaccine acceptability showed variability in the

254 opinions of Africans. The result indicated that about 59 % are willing to receive the COVID-19

255 vaccine, about 22% respondents were outrightly not in support of the COVID-19 vaccine no

256 matter the directive given by their governments while about 19 % were indifferent about the

257 vaccine, although this group of people might later change their perspective to receive the vaccine
 258 or never (Figure 1C).

259 The participants showed low awareness (65 %) of the COVID-19 pandemic while only about one
 260 third (35 %) of the respondents demonstrated some level of awareness (Table 2). Respondents
 261 were asked to give their opinion on whose responsibility it should be in creating the awareness
 262 with multiple choices provided ranging from the government, media outlets, organisations, and
 263 individuals. From the survey, 83 % of the respondents believed that the onus for awareness
 264 campaign is on the government, followed by the media (78 %), health workers (~76 %), WHO
 265 (~75 %) and about 1% for individuals and community/traditional leaders.

266 **Table 2.** Awareness among the general public on COVID-19 pandemic (n = 365)

Variable	Frequency (n)	Percent (%)
Do you think enough awareness has been created about the COVID-19 Γ		
Yes	126	34.52
No	239	65.48
In your opinion who should be involved in the awareness campaign Γ		
Government Γ	303	83.01
Media Γ	285	78.02
Health Workers Γ	277	75.89
World Health Organisation	272	74.52
Religious leaders	253	69.32
Educational/Research Institution	252	69.04
Centers for Disease Control (CDC)	237	64.93
Civil Society Organisations (CSO)	222	60.82
Industry	151	41.37
Individuals	4	1.10
Community/Traditional leaders	3	0.82

267 Γ = Multiple response applies

268
 269 In measuring public knowledge of the COVID-19 vaccines, we asked questions to assess
 270 participants' knowledge on the COVID-19 vaccines. About 26.58 % (n = 97) of the participants
 271 indicated to have been previously diagnosed with COVID-19; while 73.42 % (n = 268) of the
 272 participants indicated they have not been diagnosed with COVID-19 before. Participants were

273 also asked what action they will likely take when diagnosed with COVID-19 ; majority (n = 144;
 274 39.45 %) revealed they will resort to medications (drugs), 31.23 % (n = 114) indicated they will
 275 resort to herbal remedies, 21.64 % (n = 79) will opt for COVID-19 vaccination (vaccines); while
 276 the rest indicated isolation/quarantine, resorting to immune boosting diets, seeking medical
 277 attention and prayer as first line of actions (Table 3). Majority of the participants (n = 197; 53.97
 278 %) indicated they will still accept COVID-19 vaccines even after recovery from an earlier
 279 COVID-19 treatment (Table 3). Majority of the participants (n = 308; 84.38 %) wrongly ranked
 280 the order in which the COVID-19 vaccination should be rolled out at country levels with only
 281 15.62 % (n = 57) ranking the vaccine roll out order accurately. Participants disagree/strongly
 282 disagree that all COVID-19 prevention protocols such as handwashing, wearing of facemask/face
 283 shield, social distancing and use of hand sanitisers should continue even after vaccination (Table
 284 3).

285 **Table 3.** Public knowledge on COVID-19 vaccinations (n = 365)

Variable	Frequency (n)	Percent (%)
Have you been diagnosed with COVID-19 before		
Yes	97	26.58
No	268	73.42
If you were diagnosed with COVID-19 what will be your first option		
Drugs	144	39.45
Herbal remedies	114	31.23
Vaccine	79	21.64
Isolation/Quarantine	10	2.74
Immune boosting diet	6	1.64
Prayer	5	1.37
Seek medical attention	2	0.55
I don't know	5	1.37
Should I still get the COVID-19 vaccine if I recovered from COVID		
Yes	197	53.97
No	72	19.73
I don't know	96	26.30
In what order should the COVID-19 vaccination be rolled out		
Correct order presented ^a	57	15.62
Wrong order presented	308	84.38
Hand washing as a COVID-19 Prevention behaviour		
Strongly agree/agree	76	20.82
Disagree/strongly disagree	289	79.18
Wearing of nose or face shield as a COVID-19 Prevention behaviour		

Strongly agree/agree	149	40.82
Disagree/ strongly disagree	216	59.18
Social distancing as a COVID-19 Prevention behaviour		
Strongly agree/agree	147	40.27
Disagree/ strongly disagree	218	59.73
If you have not been vaccinated what can you do to stay safe⁷		
Regular hand washing or use of alcohol-based hand sanitiser	316	86.58
Wearing of nose mask or face shield	297	81.37
Maintaining social distancing	275	75.34
Use of local herbal mixtures	84	23.01
Praying	2	0.55
Maintaining healthy diet and lifestyle	2	0.55
Socially observant for people with symptoms of COVID	1	0.27

286 γ = Multiple response applies; μ = *Front-line health workers>Individuals age 50 & above > Individuals age 18 to 49*
 287 *with relevant medical conditions>Government officials & strategic leaders>Individuals age 18 to 49 without*
 288 *relevant medical conditions*
 289

290 **Public perception on the COVID-19 vaccines**

291 The perceptions of the participants across diverse countries in Africa was assessed. Among the
 292 365 participants, 96.44 % mentioned that COVID-19 vaccines had arrived in their respective
 293 countries as at the time of the study. On the contrary, 3.57 % indicated they had no or are not
 294 aware of the arrival of the vaccines. Among those who indicated to have knowledge on the
 295 arrival of vaccines in their countries (n = 352), 76.14 % of them mentioned AstraZeneca vaccine;
 296 while 0.28-1.99 % stated either Pfizer-BioNTech, Sinopharm, Johnson and Johnson, Sputnik V
 297 or Moderna vaccines. The remaining 19.03 % participants strikingly indicated not to have idea
 298 on the brand of vaccine in their countries (Table 4). This trend suggests that AstraZeneca vaccine
 299 is the well-known vaccine in the participating countries in this study.

300 Interestingly, 44.89 % of the 352 participants were of the opinion that vaccine brands
 301 purchased/arrived in their respective countries are effective against the deadly virus, 42.05 % had
 302 no idea on the effectiveness of the vaccines in their countries and the remaining 13.07 % stated
 303 emphatically that vaccines in their countries are not effective against the virus (Table 4). Among
 304 the reasons ascribed to no effectiveness of vaccines in their countries include not certain on its
 305 effectiveness (39.13 %), the associated side effects (28.26 %), and doubts (15.22 %). Prior to

306 COVID-19 vaccination, 87.95 % of the 365 participants willingly and usually accepted
307 vaccination, but the 12.05 % participants would not willingly accept the COVID-19 vaccination
308 due to some personal reasons. Among the reasons for objection to vaccination include doubts
309 (47.73 %), side effects (34.09 %), healthy condition (2.27 %) and do not want to be used as
310 experimental animals (guinea pigs, 2.27 %) and remaining 13.64 % had no reason for objecting
311 to the vaccination.

312 Majority of the participants (48.22 %, n = 365) were of the opinion that COVID-19 vaccines are
313 safe, while 17.81 % participants believed that the vaccines are not safe and 33.97 % participants
314 had no knowledge on the safety of the vaccines. With regards to the effectiveness of the
315 vaccines, 44.38, 14.52 and 41.10 % indicated that vaccines are effective, ineffective and no
316 knowledge, respectively (Table 4). In addition, 33.97 % participants (n = 365) mentioned that
317 COVID-19 vaccines have serious side effects, 32.88 % participants opined that the vaccines have
318 no serious side effects and 33.15 % participants did not know if the vaccines have any serious
319 side effects. Empirically, 41.37 % of the participants (n = 365) had positive perception on the
320 COVID-19 vaccines, while 58.63 % participants had negative perception on the vaccines (Table
321 4) probably due to inadequate public education and several conspiracy theories on the vaccines.
322 These results warrant for intensification of public education to counter the numerous conspiracy
323 theories in the public domain.

324
325
326

327 **Table 4.** Public perception on the COVID-19 vaccines (n = 365)

Variable	Frequency (n)	Percent (%)
Has COVID-19 arrived in your country		
Yes	352	96.44
No	4	1.10
I don't know	9	2.47
What type of COVID-19 vaccine is available in your country (n = 352)		
AstraZeneca	268	76.14
Pfizer BioNTech	7	1.99
Sinopharm	4	1.14
Johnson & Johnson	3	0.85
Sputnik V	2	0.57
Moderna	1	0.28
I don't know	67	19.03
Do you think the brand acquired by your country is effective (n = 352)		
Yes	158	44.89
No	46	13.07
I don't know	148	42.05
Reasons you think the brand is not effective (n = 46)		
Not certain on its effectiveness	18	39.13
The side effects associated with it	13	28.26
A lot of doubts	7	15.22
Because there is no cure for the COVID-19	2	4.35
Still an experimental drug	2	4.35
Vaccine was developed so quickly	2	4.35
Don't know which variant of virus it is for	1	2.17
Some countries rejected it	1	2.17
Do you normally accept vaccination before		
Yes	321	87.95
No	44	12.05
Reasons for not accepting vaccination (n = 44)		
I have doubts	21	47.73
Side effects	15	34.09
No reason	6	13.64
I am fine and healthy	1	2.27
We are guinea pigs	1	2.27
Do you think the COVID-19 vaccine is safe		
Yes	176	48.22
No	65	17.81
I don't know	124	33.97
Do you think the COVID-19 vaccine is efficacious (effective)		
Yes	162	44.38
No	53	14.52
I don't know	150	41.10
Do you think the COVID-19 vaccine have serious side effects		
Yes	124	33.97
No	120	32.88
I don't know	121	33.15
Overall public perception of the COVID-19 vaccines		
Positive perception (5-9)	151	41.37
Negative Perception (≤ 4)	214	58.63

328

329 **Public readiness and willingness to accept COVID-19 vaccines**

330 In measuring overall public readiness for the COVID-19 vaccines, 9 questions were used to
 331 assess their willingness and readiness. This section was scored 1 for each positive response by
 332 the participant, and 0 for each negative response. All answers were summed (as shown in Table
 333 5). Participants with an overall willingness to accept the COVID-19 vaccine were scored 5-9,
 334 while those not willing to accept the vaccines were scored ≤ 4 . Participants (58.63%; n = 214) not
 335 willing to accept the vaccines were proportionally higher, compared to those willing and ready
 336 (41.37 %; n = 151[^]) to accept the vaccines (Table 5). On the other hands, participants were
 337 quizzed about the willingness/readiness to pay for the vaccines when available in their countries.
 338 Majority of the participants (50 %; n = 109) indicated their unwillingness to pay for the vaccines
 339 citing several reasons for their unwillingness. Only 49.30 % (n = 106) of the participants
 340 indicated their willingness to pay for the vaccines. Most of the participants indicated that their
 341 governments are naturally expected to provide the vaccines for free (58 %; n = 56.31), inability
 342 to afford the vaccines (36.89 %; n = 38) and skepticism of the efficacy of the vaccines (6.80 %; n
 343 = 7) to justify their unwillingness to pay for the COVID vaccines (Table 5).

344 **Table 5.** Public willingness and readiness to accept COVID-19 vaccines (n = 365)

Variable	Frequency (n)	Percent (%)
For what reasons are you accepting the vaccine^y		
It will help me protect my family, friends and others in the community	138	37.81
It will help stop the pandemic	125	34.25
It will prevent me from contracting COVID	109	29.86
The vaccine is safe and effective	102	27.95
It is a requirement for travelling abroad	64	17.53
Are you willing to pay for the vaccine (n = 215)		
Yes	106	49.30
No	109	50.70
What is your reason for not willing to pay (n = 103)		
Government is expected to provide the vaccine for free	58	56.31
I cannot afford to pay for it	38	36.89
I doubt its effectiveness	7	6.80
Why are you rejecting the vaccine (n = 79)^y		

I am not sure the vaccine is clinically safe	55	69.62
I am not sure the vaccine is effective in preventing me from contracting COVID	43	54.43
I am not fully informed about possible side effects of the COVID-19 vaccine	36	45.57
I feel the vaccine in Africa is not the same as the one in other continents, so I don't trust it	31	39.24
I think the vaccine would alter my DNA	19	24.05
I feel it can result in death, especially among the elderly	18	22.78
I feel there is a tracking device in the vaccine	10	12.65
The vaccine is still under investigations	2	2.53
If more awareness were created and you are satisfied with the safety and efficacy (effectiveness) of the COVID-19 vaccine, would you accept it? (n = 79)		
Yes	29	36.71
No	23	29.11
Maybe	27	34.18
If taking the vaccine becomes a necessary requirement for travel, what will you do?		
Avoid travelling	45	56.96
Take the vaccine	30	37.97
I would protest/sue the imposters of such policies	2	2.53
Undecided	2	1.27
Why are you undecided in accepting the COVID-19 vaccine (n = 71)⁷		
I am not sure the vaccine is clinically safe	43	60.56
I am not fully informed about possible side effects of the COVID-19 vaccine	28	39.44
I am not sure if the vaccine in Africa is the same as that in other continents	18	25.35
I am not sure the vaccine is effective in preventing me from contracting COVID-19	18	25.35
I am not sure if the vaccine would alter my DNA	13	18.31
I feel it can result in death, especially among the elderly	5	7.04
I am not sure if there is a tracking device in the vaccine	4	5.63
I am free from the infection	1	1.41

345 ⁷ = Multiple response applies

346

347 We also profiled common myths and conspiracy theories against the COVID vaccines from the

348 respondents. Interestingly, some of the respondents (41.92 %; n = 153) do not subscribe to a

349 conspiracy theory that says the COVID-19 vaccines alter the DNA of recipients; while majority

350 of the respondents (43.29 %; n = 158) are uncertain of the veracity of this myth. Again, 14.79 %

351 (n = 54) of the respondents however subscribed to this conspiracy theory (Table 6). About 10.96

352 (n = 10.96) of the respondents think the COVID-19 vaccines contain a tracking device, another

353 weird conspiracy theory making waves on social media. However, majority of the respondents

354 (46.85 %; n = 171) disagree with this conspiracy theory; with 42.19 % (n = 154) of the
 355 respondents uncertain about the validity of this myth. The ‘*COVID-19 vaccine for Africa is*
 356 *different from that in other continents*’ is among the several myths being circulated in several
 357 media outlets. Majority of the respondents (36.44 %; n = 133) identify this as a conspiracy
 358 theory; while 32.60 % (n = 119) agree to this as a truth. Respondents generally revealed that one
 359 can still contract COVID-19 even after vaccination (46.03; n = 168); while 14.52 % (n = 53)
 360 indicates it is impossible for a vaccinated person to contract COVID-19 (Table 6).

361 **Table 6.** Myths and socio-cultural perceptions against the vaccines (n = 365)

Variable	Frequency (n)	Percent (%)
Do you think the COVID-19 vaccine will alter your DNA?		
Yes	54	14.79
No	153	41.92
I don't know	158	43.29
Do you think the COVID-19 vaccine contains a tracking device?		
Yes	40	10.96
No	171	46.85
I don't know	154	42.19
Do you think the COVID-19 vaccine for Africa is different from that in other continents?		
Yes	119	32.60
No	133	36.44
I don't know	113	30.96
Do you think one can still get COVID-19 after vaccination?		
Yes	168	46.03
No	53	14.52
Maybe	144	39.45

362
 363 **Determinants of willingness to accept COVID-19 vaccines among the respondents**
 364 Willingness to accept COVID-19 vaccines did not vary across socio-demographic variables,
 365 except occupational level that showed a significantly higher willingness to accept COVID-19
 366 vaccines among the retired (p = 0.042) (Table 7).

367

368

369 **Table 7.** Determinants of willingness to accept COVID-19 vaccines (n = 365)

Variables	Willingness to accept COVID-19 vaccines Freq (%)		Total	Chi-square, P-value
	Yes N = 215	No N = 79		
Age (years)				p = 0.614 ^μ
18-29	100 (70.92)	41 (29.08)	141 (100.0)	
30-49	88 (72.73)	33 (27.27)	121 (100.0)	
50-64	19 (82.61)	4 (17.39)	23 (100.0)	
65 & Above	8 (88.89)	1 (11.11)	9 (100.0)	
Gender				χ ² = 0.25, p = 0.615
Male	119 (71.69)	47 (28.31)	166 (100.0)	
Female	96 (75.0)	32 (25.0)	128 (100.0)	
Marital Status				χ ² = 0.84, p = 0.359
Single	127 (70.95)	52 (29.05)	179 (100.0)	
Married	88 (76.52)	27 (23.48)	115 (100.0)	
Highest Educational Level				P = 0.117 ^μ
Primary/Secondary/High school	9 (90.0)	1 (10.0)	10 (100.0)	
Diploma	6 (46.15)	7 (53.85)	13 (100.0)	
Bachelor's Degree	110 (72.85)	41 (27.15)	151 (100.0)	
Master's and Above	90 (75.0)	30 (25.0)	120 (100.0)	
Occupation				P = 0.042**^μ
Business man/woman	19 (90.48)	2 (9.52)	21 (100.0)	
Civil servant/Administrator	36 (80.0)	9 (20.0)	45 (100.0)	
Company worker	2 (66.67)	1 (33.33)	3 (100.0)	
Health care worker	46 (79.31)	12 (20.69)	58 (100.0)	
Professional	11 (68.75)	5 (31.25)	16 (100.0)	
Retired	5 (100.0)	0 (0.0)	5 (100.0)	
Student/unemployed	52 (60.47)	34 (39.53)	86 (100.0)	
Teacher/University Lecturer/researcher	44 (73.33)	16 (26.67)	60 (100.0)	

370 *Statistically significant (p<0.05), μ = Fishers exact p

371 **General factors associated with the willingness to accept COVID-19 vaccines**

372 Respondents' willingness to accept COVID-19 vaccines varied across selected factors (Table 8).

373 Significantly higher acceptability of COVID-19 vaccine was observed among those that have
374 done COVID-19 test before (p = 0.029), normally would accept vaccine before (p = 0.001), and

375 have a positive perception on the safety and effectiveness of the COVID-19 vaccines (p = 0.001).

376 Significantly lower acceptability was observed among those with a perceived myth on the

377 COVID-19 vaccine containing a tracking device, which could alter DNA and not the same
 378 vaccine as the one imported to Africa ($p = 0.001$).

379 **Table 8.** General factors associated with the willingness to accept COVID-19 vaccines ($n = 365$)

Variables	Willingness to accept COVID-19 vaccines Freq (%)		Total	Chi-square, P-value
	Yes N = 215	No N = 79		
Done COVID-19 test before				$\chi^2 = 4.24,$ p = 0.039*
Yes	69 (82.14)	15 (17.86)	84 (100.0)	
No	146 (69.52)	64 (30.48)	210 (100.0)	
Normally will accept vaccination before				$\chi^2 = 23.23,$ p = 0.001*
Yes	200 (78.13)	56 (21.88)	256 (100.0)	
No	15 (39.47)	23 (60.53)	38 (100.0)	
Positive perception of the safety and effectiveness of the COVID-19 vaccines				$\chi^2 = 53.77,$ p = 0.001*
Yes	127 (94.07)	8 (5.93)	135 (100.0)	
No	88 (55.35)	71 (44.65)	159 (100.0)	
The perceived myth on COVID-19 vaccine containing a tracking device				$\chi^2 = 37.39,$ p = 0.001*
Yes	12 (38.71)	19 (61.29)	31 (100.0)	
No	129 (88.97)	16 (11.03)	145 (100.0)	
The perceived myth on COVID-19 vaccine altering human DNA				$\chi^2 = 36.42,$ p = 0.001*
Yes	17 (40.48)	25 (59.52)	42 (100.0)	
No	114 (87.69)	16 (12.31)	130 (100.0)	
The perceived myth that COVID-19 vaccine for Africa is different				$\chi^2 = 40.67,$ p = 0.001*
Yes	48 (51.06)	46 (48.94)	94 (100.0)	
No	105 (91.30)	10 (8.70)	115 (100.0)	

380 *Significant ($p < 0.05$)

381 **Modelling factors associated with COVID-19 vaccine hesitancy**

382 As shown in Table 9, significant explanatory variables in the Chi-Square test of association
 383 (Table 9) were included for logistic regression analysis. Model I: Non-adjusted (crude) odds ratio
 384 (ORs) comprising selected explanatory variable associated with acceptability of COVID-19
 385 vaccine. The study shows a higher odds ratio for the willingness to accept COVID-19 vaccines

386 among those that have done COVID-19 test before (cOR = 2.02, 95% CI; 1.07-3.79, p = 0.029),
 387 normally would accept vaccine before (cOR = 5.48, 95% CI; 2.68-11.19, p = 0.001), and have a
 388 positive perception on the safety and effectiveness of the COVID-19 vaccines (cOR = 12.81,
 389 95% CI; 5.87-27.94, p = 0.001). A significant lower odd ratio for acceptability was observed
 390 among those with a perceived myth on COVID-19 vaccine containing a tracking device (cOR =
 391 0.078, 95% CI; 0.032-0.19, p = 0.001), could alter DNA (cOR = 0.095, 95% CI; 0.043-0.214, p =
 392 0.001) and not the same vaccine as the one brought to Africa (cOR = 0.099, 95% CI; 0.046-
 393 0.213, p = 0.001).

394 Model II: Adjusted ORs comprised selected explanatory variable associated with acceptability of
 395 COVID-19 vaccine while controlling for socio-demographic characteristics. After adjusting for
 396 confounding variables, only those that have done the COVID-19 test before showed significant
 397 higher odd ratio for the willingness to accept the COVID-19 vaccines (aOR = 17.69, 95% CI;
 398 1.21-256.95, p = 0.035). The other variables showed no significant association (p > 0.05).

399 **Table 9.** Factors associated with the willingness to accept COVID-19 vaccines (n =365)

Variables	Model I		Model II	
	cOR [95% CI]	P-value	aOR [95% CI]	P-value
Done COVID-19 test before				
No ^R				
Yes	2.02 [1.07-3.79]	0.029*	17.69 [1.21-256.91]	0.035*
Normally will accept vaccination before				
No ^R				
Yes	5.48 [2.68-11.19]	0.001*	4.11 [0.39-43.79]	0.242
Positive perception of the safety and effectiveness of the COVID-19 vaccines				
No ^R				
Yes	12.81 [5.87-27.94]	0.001*	3.17 [0.33-30.55]	0.318
The perceived myth on COVID-19 vaccine containing a tracking device				
No ^R				
Yes	0.078 [0.032-0.19]	0.001*	0.10 [0.009-1.07]	0.057

The perceived myth on COVID-19 vaccine altering human DNA

No^R

Yes

0.095
[0.043-0.214]

0.001*

0.29 [0.031-2.82]

0.290

The perceived myth that COVID-19 vaccine for Africa is different

No^R

Yes

0.099 [0.046-0.213]

0.001*

0.45 [0.051-3.89]

0.466

400 **Significant (p < 0.05); Notes: R = reference, cOR = crude Odds Ratio, aOR = Adjusted Odds Ratio, Model II:*

401 *Controlling for Age, Gender, Marital status, educational level and occupation*

402

403 **Discussion**

404 Vaccine hesitancy can be a significant contributor to the failure to effectively control a pandemic
 405 such as the current COVID-19 outbreak [24,28–30]. Consequently, estimates of vaccine
 406 acceptance rates can be useful in planning requisite actions and interventions to raise awareness
 407 and reassure people about the safety and benefits of vaccines, which in turn will aid in
 408 controlling the spread of the virus and alleviate the negative effects of the pandemic [11,30,31-
 409 37]. The assessment of attitudes and acceptance rates of COVID-19 vaccines can aid in the
 410 development of communication campaigns that are desperately needed to increase public
 411 confidence in vaccination programmes [10,15,30–32].

412 We conducted a survey to assess public awareness, vaccine reluctance, and acceptability of
 413 COVID-19 vaccines in Africa, as well as the likelihood of participation or non-participation in
 414 national government activities to vaccinate persons in each country. According to our data,
 415 almost 6 in 10 (55 percent) of mostly urban and adult Africans over the age of 18 years are likely
 416 to receive the COVID-19 vaccine if it is made widely available, which is consistent with recent
 417 findings by Acheampong et al. [29] in Ghana. As the current study demonstrates, social media is
 418 extremely important in promoting public awareness of health-related concerns. We established
 419 that it was highly effective using social media to disseminate information about COVID-19

420 vaccines in Africa. Local television, radio stations, and newspapers have proven to have a larger
421 reach in spreading information about immunisation programmes in many countries, proving to be
422 particularly effective. The findings of Smith et al. [33] who found that social media is an
423 essential tool used by health authorities and governments in promoting public awareness are
424 consistent with this finding. The relevance of various media in keeping the society informed and
425 watchful in respect to public awareness, knowledge, and readiness to participate in the COVID-
426 19 immunisation campaign was also demonstrated in a report by Anwar et al. [34].

427 A further finding of the survey was that more than 30 % of the participants were unlikely to
428 obtain the vaccine, with another 15 % remaining undecided. Variations in vaccine hesitancy, as
429 well as disparities in critical socio-demographic characteristics were also observed. Again, we
430 found that vaccination resistance is low among older age groups, while males are more likely
431 than females to be indecisive about receiving the vaccine. There were no significant relationships
432 found between willingness to receive the vaccines and either education or geographic location in
433 this study. Thus, key stakeholders in the health sector must intensify their efforts in targeted
434 public education and promote knowledge about the individual and societal benefits of
435 vaccinations, particularly among younger populations and with a particular emphasis among men
436 to combat the spread of conspiracies and myths [35-39]. A vaccine information campaign should
437 be aimed at decreasing the dissemination of misleading information about the vaccines.

438 The general public's attitude toward COVID-19 testing was negative, which could be attributed
439 to the inefficiency of the testing regimes in Africa. Some people believe that the COVID-19
440 pandemic is not genuine and that it is merely a political propaganda, despite the fact that there
441 have been several awareness campaigns at all levels. Consequently, they believe that taking the
442 COVID-19 test will not benefit them and that receiving the vaccine will result in health
443 consequences for themselves. Various conspiracies, such as the vaccinations being created for

444 advanced nations, are used to justify their reluctance to receive the vaccines [36]. In many cases,
445 these conspiratorial beliefs have inflamed public suspicion and raised questions about the
446 efficacy of the vaccines, hampering large-scale immunisation campaigns across the continent. In
447 a study of populations in north-central Nigeria, Lazarus et al. [9] found that just 29 percent of
448 those surveyed expressed interest in the COVID-19 vaccines. In addition, a recent Africa CDC
449 [37] report emphasised the importance of addressing issues of faith in vaccines to increase
450 confidence among the public in the management of the COVID-19 pandemic, which is currently
451 ongoing.

452 Increased public awareness of the COVID-19 pandemic is critical to combating the pandemic
453 and preventing the spread of the deadly viral infection that has claimed millions of lives around
454 the world. It is the responsibility of the appropriate authorities (African governments, Africa
455 CDC, WHO) to effectively and efficiently disseminate appropriate information to the general
456 public in a timely and space-efficient manner, as well as with closer collaborations between and
457 among these groups to increase public awareness [43-47]. In this way, the risks of infection,
458 health consequences, and identification of the most vulnerable population and/or those suffering
459 from comorbidities might all be communicated in one voice [11,34, 45-47]. This would also help
460 to minimise the spread of disinformation, misinformation, and conspiracies, as well as facilitate
461 early detection and intervention in the fight against the virus (e.g., vaccination).

462 It is possible that several participants were excluded from the study because of the lack of stable
463 internet connection, even though data indicates high internet penetration rates and mobile phone
464 use across Africa. This was a cross-sectional study, and thus no causal links can be established
465 between the independent and dependent variables. Additional time points should be included in
466 future survey to further understand how people's attitudes toward vaccination change over time.

467 Policymakers may assess how vaccination hesitancy might change as a result of the emerging
468 mutations of COVID-19.

469 **Conclusion**

470 COVID-19 vaccination was a ‘no-go-area’ for less than two-thirds of African adults surveyed,
471 with a large proportion of those surveyed expressing doubts on the efficacy of the vaccines.
472 Many of the people who would not get vaccinated could have an impact on the implementation
473 of a COVID-19 immunisation programme intended for everyone. In order to prevent the harmful
474 effects of their views on others, health ministries should intensify awareness to counter such
475 extreme views against the vaccines. There is a risk that the results of a survey can be interpreted
476 incorrectly because of the method used to distribute questionnaires. Our social media outreach
477 may have excluded many low-income and elderly persons, as well as those with no or minimal
478 education. Consequently, the results of this survey may not be indicative of the desires and
479 hesitancy of the entire African countries that were surveyed. The vaccines were not available at
480 the time of the survey; therefore, the results may have been different from respondents who
481 received a vaccine.

482

483 **Supporting information**

484 S1. Raw dataset from survey (XLSX)

485 **Declaration of Competing Interest**

486 The authors declare no conflict of interest. All authors attest they meet the ICMJE criteria for
487 authorship

488 **Acknowledgments**

489 We thank all collaborating institutions and partners who circulated the data collection
490 instruments in their networks.

491 **Authors' contributions**

492 Conceptualisation, JKA, FVD, OMA and NTC; methodology, FEA, KOE, and IL; software,
493 JKA, FEA, IBG, and CLO; validation, OMA, BK, FVD; formal analysis, NTC, IAA, STF and
494 MAN; investigation, JKA, HGD, BK, GPM and SOA; data curation, DUO, STA, IAA, and NTC;
495 writing—original draft preparation, KOE, JKA, OMA, BK, IAA, NTC, FEA and HGD;
496 writing—review and editing, JKA, FVM, NTC, FEA, IBG; visualisation, FEA, NTC and IAA;
497 supervision, FVM; project administration, JKA. All authors have read and agreed to the
498 published version of the manuscript.

499

500 **References**

- 501 1. Hui DS, I Azhar E, Madani TA, Ntoumi F, Kock R, Dar O, et al. The continuing 2019-nCoV
502 epidemic threat of novel coronaviruses to global health - The latest 2019 novel coronavirus
503 outbreak in Wuhan, China. *International Journal of Infectious Diseases*. 2020. pp. 264-266.
504 <https://doi.org/10.1016/j.ijid.2020.01.009>
505
- 506 2. WHO. Coronavirus disease 2019 (COVID-19) Situation Report-86. 2020. Available:
507 <https://www.who.int/teams/risk-communication/infodemic-management>
508
- 509 3. Zhou P, Yang X lou, Wang XG, Hu B, Zhang L, Zhang W, et al. A pneumonia outbreak
510 associated with a new coronavirus of probable bat origin. *Nature* 2020 579:7798. 2020;579: 270-
511 273. <https://doi.org/10.1038/s41586-020-2012-7>
512
- 513 4. Chan JFW, Kok KH, Zhu Z, Chu H, To KKW, Yuan S, et al. Genomic characterization of the
514 2019 novel human-pathogenic coronavirus isolated from a patient with atypical pneumonia after
515 visiting Wuhan. *Emerging Microbes & Infections*. 2020;9: 221-236.
516 <https://doi.org/10.1080/22221751.2020.1719902>
517
- 518 5. Tortorici MA, Veesler D. Structural insights into coronavirus entry. *Advances in Virus*
519 *Research*. 2019;105: 93-116. <https://doi.org/10.1016/bs.aivir.2019.08.002>
520
- 521 6. Thakur V, Bhola S, Thakur P, Patel SKS, Kulshrestha S, Ratho RK, et al. Waves and variants
522 of SARS-CoV-2: understanding the causes and effect of the COVID-19 catastrophe. *Infection*.
523 2021. <https://doi.org/10.1007/s15010-021-01734-2>
524

- 525 7. Rishi P, Thakur K, Vij S, Rishi L, Singh A, Kaur IP, et al. Diet, Gut Microbiota and COVID-
526 19. Indian Journal of Microbiology. 2020. pp. 420-429. [https://doi.org/10.1007/s12088-020-](https://doi.org/10.1007/s12088-020-00908-0)
527 [00908-0](https://doi.org/10.1007/s12088-020-00908-0)
528
- 529 8. Hoffmann M, Kleine-Weber H, Schroeder S, Krüger N, Herrler T, Erichsen S, et al. SARS-
530 CoV-2 cell entry depends on ACE2 and TMPRSS2 and is blocked by a clinically proven protease
531 inhibitor. Cell. 2020;181: 271-280.e8. <https://doi.org/10.1016/j.cell.2020.02.052>
532
- 533 9. Yan R, Zhang Y, Li Y, Xia L, Guo Y, Zhou Q. Structural basis for the recognition of SARS-
534 CoV-2 by full-length human ACE2. Science. 2020;367: 1444-1448.
535 <https://doi.org/10.1126/science>
536
- 537 10. Wrobel AG, Benton DJ, Xu P, Roustan C, Martin SR, Rosenthal PB, et al. SARS-CoV-2 and
538 bat RaTG13 spike glycoprotein structures inform on virus evolution and furin-cleavage effects.
539 Nature Structural & Molecular Biology 2020 27:8. 2020;27: 763-767.
540 <https://doi.org/10.1038/s41594-020-0468-7>
541
- 542 11. Patel SKS, Lee JK, Kalia VC. Deploying Biomolecules as Anti-COVID-19 Agents. Indian
543 Journal of Microbiology. Springer; 2020. pp. 263-268. [https://doi.org/10.1007/s12088-020-](https://doi.org/10.1007/s12088-020-00893-4)
544 [00893-4](https://doi.org/10.1007/s12088-020-00893-4)
545
- 546 12. Park YJ, Walls AC, Wang Z, Sauer MM, Li W, Tortorici MA, et al. Structures of MERS-
547 CoV spike glycoprotein in complex with sialoside attachment receptors. Nature Structural &
548 Molecular Biology 2019 26:12. 2019;26: 1151-1157. <https://doi.org/10.1038/s41594-019-0334-7>
549
- 550 13. Kim E, Erdos G, Huang S, Kenniston TW, Balmert SC, Carey CD, et al. Microneedle array
551 delivered recombinant coronavirus vaccines: Immunogenicity and rapid translational
552 development. EBioMedicine. 2020;55: 102743. <https://doi.org/10.1016/j.ebiom.2020.102743>
553
- 554 14. Dhama K, Sharun K, Tiwari R, Dadar M, Malik YS, Singh KP, et al. COVID-19, an
555 emerging coronavirus infection: advances and prospects in designing and developing vaccines,
556 immunotherapeutic, and therapeutics. Human Vaccines and Immunotherapeutic. 2020. pp. 1232-
557 1238. <https://doi.org/10.1080/21645515.2020.1735227>
558
- 559 15. Elhadi M, Alsoufi A, Alhadi A, Hmeida A, Alshareea E, Dokali M, et al. Knowledge,
560 attitude, and acceptance of healthcare workers and the public regarding the COVID-19 vaccine: a
561 cross-sectional study. BMC Public Health. 2021; 21.
562 <https://doi.org/10.1186/s12889-021-10987-3>
563

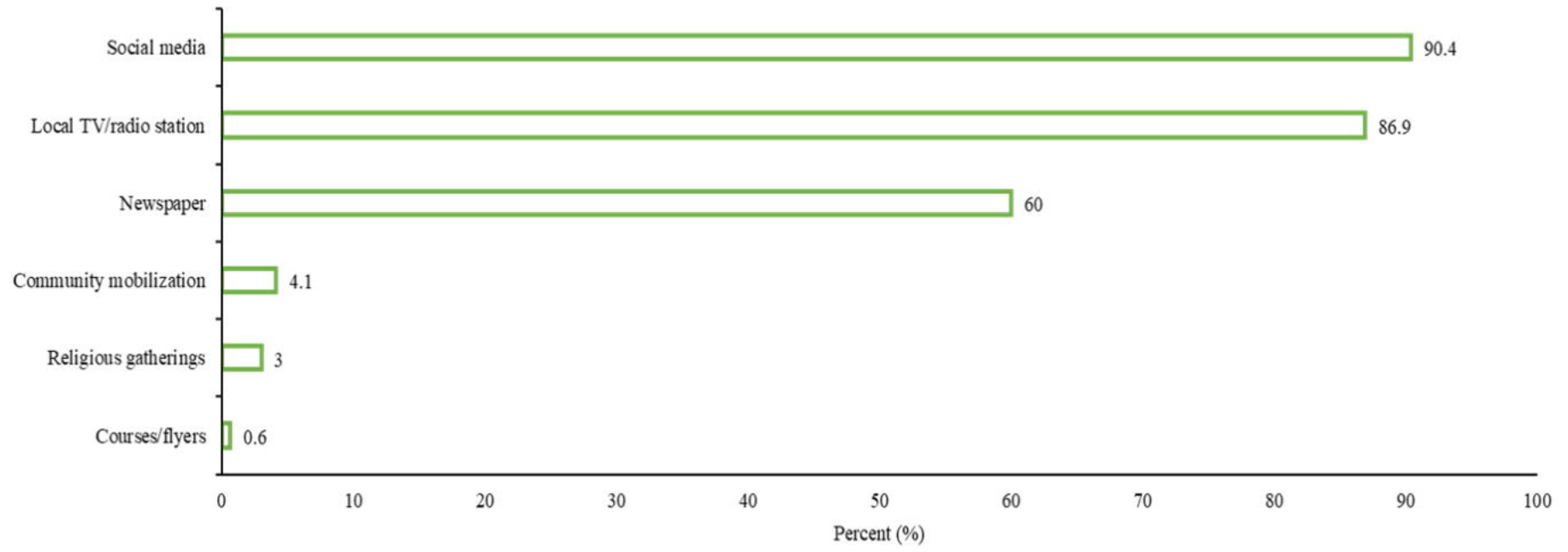
- 564 16. Al-Mohaithef M, Padhi BK. Determinants of COVID-19 Vaccine Acceptance in Saudi
565 Arabia: A Web-Based National Survey. *Journal of Multidisciplinary Healthcare*. 2020;13: 1657-
566 1663. <https://doi.org/10.2147/JMDH.S276771>
567
- 568 17. Habersaat KB, Betsch C, Danchin M, Sunstein CR, Böhm R, Falk A, et al. Ten
569 considerations for effectively managing the COVID-19 transition. *Nature Human Behaviour*
570 2020 4:7. 2020;4: 677-687. <https://doi.org/10.1038/s41562-020-0906-x>
571
- 572 18. Lazarus J v., Ratzan SC, Palayew A, Gostin LO, Larson HJ, Rabin K, et al. A global survey
573 of potential acceptance of a COVID-19 vaccine. *Nature Medicine* 2020 27:2. 2020;27: 225-228.
574 <https://doi.org/10.1038/s41591-020-1124-9>
575
- 576 19. Lin C, Tu P, Beitsch LM. Confidence and Receptivity for COVID-19 Vaccines: A Rapid
577 Systematic Review. *Vaccines* 2021, Vol 9, Page 16. 2020;9: 16.
578 <https://doi.org/10.3390/vaccines9010016>
579
- 580 20. Paul E, Steptoe A, Fancourt D. Attitudes towards vaccines and intention to vaccinate against
581 COVID-19: Implications for public health communications. *The Lancet Regional Health-Europe*.
582 2021;1: 100012. <https://doi.org/10.1016/j.lanepe.2020.100012>
583
- 584 21. Sallam M. Covid-19 vaccine hesitancy worldwide: A concise systematic review of vaccine
585 acceptance rates. *Vaccines*. 2021. pp. 1-15. <https://doi.org/10.3390/vaccines9020160>
586
- 587 22. Koirala A, Joo YJ, Khatami A, Chiu C, Britton PN. Vaccines for COVID-19: The current
588 state of play. *Paediatric Respiratory Reviews*. 2020;35: 43-49.
589 <https://doi.org/10.1016/j.prrv.2020.06.010>
590
- 591 23. Shih HI, Wu CJ, Tu YF, Chi CY. Fighting COVID-19: A quick review of diagnoses,
592 therapies, and vaccines. *Biomedical Journal*. 2020;43: 341-354.
593 <https://doi.org/10.1016/j.bj.2020.05.021>
594
- 595 24. Araf Y, Akter F, Tang Y, Fatemi R, Parvez MdSA, Zheng C, et al. Omicron variant of
596 SARS-CoV-2: Genomics, transmissibility, and responses to current COVID-19 vaccines. *Journal*
597 *of Medical Virology*. 2022. <https://doi.org/10.1002/jmv.27588>
598
- 599 25. Weintraub RL, Subramanian L, Karlage A, Ahmad I, Rosenberg J. COVID-19 Vaccine to
600 Vaccination: Why leaders must invest in Delivery Strategies Now. *Health Affairs*. 2021;40: 33-
601 41. <https://doi.org/10.1377/hlthaff.2020.01523>
602

- 603 26. Adigwe OP. COVID-19 vaccine hesitancy and willingness to pay: Emergent factors from a
604 cross-sectional study in Nigeria. *Vaccine*. 2021;9: 100112.
605 <https://doi.org/10.1016/j.jvacx.2021.100112>
606
- 607 27. Malik AA, McFadden SAM, Elharake J, Omer SB. Determinants of COVID-19 vaccine
608 acceptance in the US. *EClinicalMedicine*. 2020;26. <https://doi.org/10.1016/j.eclinm.2020.100495>
609
- 610 28. Rebold N, Holger D, Alosaimy S, Morrisette T, Rybak M. COVID-19: Before the Fall, An
611 Evidence-Based Narrative Review of Treatment Options. *Infectious Diseases and Therapy*.
612 2021;10: 93-113. <https://doi.org/10.1007/s40121-021-00399-6>
613
- 614 29. Acheampong T, Akorsikumah EA, Osae-Kwapong J, Khalid M, Appiah A, Amuasi JH.
615 Examining vaccine hesitancy in sub-Saharan Africa: A survey of the knowledge and attitudes
616 among adults to receive covid-19 vaccines in ghana. *Vaccines*. 2021;9.
617 <https://doi.org/10.3390/vaccines9080814>
618
- 619 30. Dror AA, Eisenbach N, Taiber S, Morozov NG, Mizrahi M, Zigran A, et al. Vaccine
620 hesitancy: the next challenge in the fight against COVID-19. *European Journal of Epidemiology*.
621 2020;35: 775-779. <https://doi.org/10.1007/s10654-020-00671-y>
622
- 623 31. Nemat A, Bahez A, Salih M, Raufi N, Noor NAS, Essar MY, et al. Public willingness and
624 hesitancy to take the COVID-19 vaccine in Afghanistan. *American Journal of Tropical Medicine
625 and Hygiene*. 2021;105: 713-717. <https://doi.org/10.4269/ajtmh.21-0231>
626
- 627 32. Nemat A, Bahez A, Salih M, Raufi N, Noor NAS, Essar MY, et al. Public Willingness and
628 Hesitancy to Take the COVID-19 Vaccine in Afghanistan. *The American Journal of Tropical
629 Medicine and Hygiene*. 2021;105: 713-717. <https://doi.org/10.4269/ajtmh.21-0231>
630
- 631 33. Shacham M, Greenblatt-Kimron L, Hamama-Raz Y, Martin LR, Peleg O, Ben-Ezra M, et al.
632 Increased covid-19 vaccination hesitancy and health awareness amid covid-19 vaccinations
633 programs in Israel. *International Journal of Environmental Research and Public Health*. 2021;18.
634 <https://doi.org/10.3390/ijerph18073804>
635
- 636 34. Reuben RC, Danladi MMA, Saleh DA, Ejembi PE. Knowledge, Attitudes and Practices
637 Towards COVID-19: An Epidemiological Survey in North-Central Nigeria. *Journal of
638 Community Health*. 2021;46: 1. <https://doi.org/10.1007/s10900-020-00881-1>
639
- 640 35. Palamenghi L, Barello S, Boccia S, Graffigna G. Mistrust in biomedical research and vaccine
641 hesitancy: the forefront challenge in the battle against COVID-19 in Italy. *European Journal of
642 Epidemiology*. 123AD;1: 3. <https://doi.org/10.1007/s10654-020-00675-8>
643

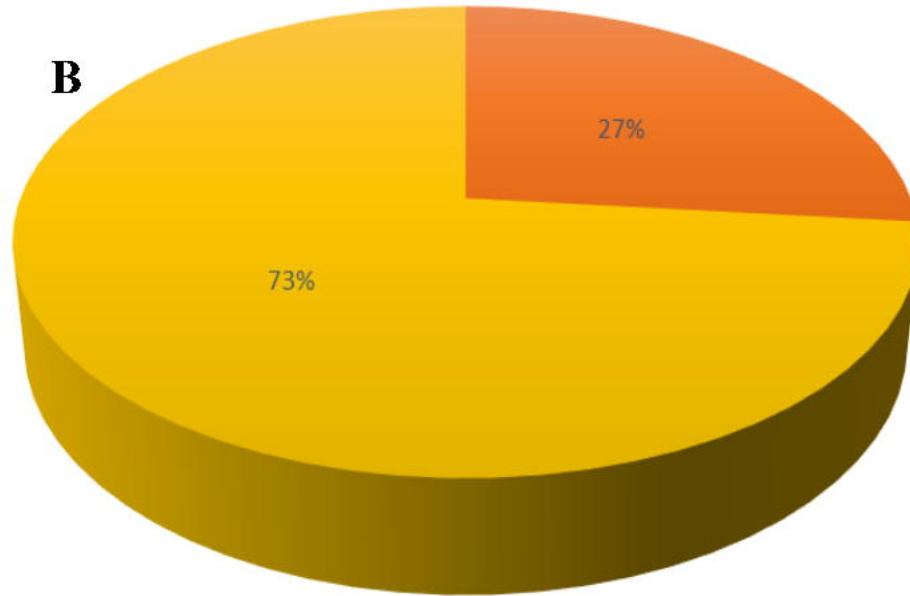
- 644 36. French J, Deshpande S, Evans W, Obregon R. Key Guidelines in Developing a Pre-Emptive
645 COVID-19 Vaccination Uptake Promotion Strategy. *International Journal of Environmental*
646 *Research and Public Health* 2020, Vol 17, Page 5893. 2020;17: 5893.
647 <https://doi.org/10.3390/ijerph17165893>
648
- 649 37. Cobos Muñoz D, Monzón Llamas L, Bosch-Capblanch X. Exposing concerns about
650 vaccination in low- and middle-income countries: a systematic review. *Int J Public Health*.
651 2015;60: 767-780. <https://doi.org/10.1007/s00038-015-0715-6>
652
- 653 38. Erick von Elm, Douglas G. Altman, Matthias Egger, Stuart J. Pocock, Peter C. Gotzche, Jan
654 P. Vandembroucke. The Strengthening of the Reporting of Observational Studies in
655 Epidemiology (STROBE) Statement: Guidelines for Reporting Observational Studies. *PLoS*
656 *Medicine*. 2007;4: e296. <https://doi.org/10.1371/journal.pmed.0040296>
657
- 658 39. Anderson RM, Heesterbeek H, Klinkenberg D, Hollingsworth TD. How will country-based
659 mitigation measures influence the course of the COVID-19 epidemic? *Lancet*. 2020;395: 931-
660 934. [https://doi.org/10.1016/S0140-6736\(20\)30567-5](https://doi.org/10.1016/S0140-6736(20)30567-5)
661
- 662 40. Benecke O, DeYoung SE. Anti-vaccine decision-making and measles resurgence in the
663 United States. *Global Pediatr Health*. 2019; 6: 1-5. <https://doi.org/10.1177/2333794X19862949>
664
- 665 41. Harrison EA, Wu JW. Vaccine confidence in the time of COVID-19. *European Journal of*
666 *Epidemiology* 2020 35:4. 2020;35: 325-330. <https://doi.org/10.1007/s10654-020-00634-3>
667
- 668 42. Karlsson LC, Soveri A, Lewandowsky S, Karlsson L, Karlsson H, Nolvi S, et al. Fearing the
669 disease or the vaccine: The case of COVID-19. *Personality and Individual Differences*.
670 2021;172: 110590. <https://doi.org/10.1016/j.paid.2020.110590>
671
- 672 43. al Awaidy ST, Khamis F. Preparing the community for a vaccine against COVID-19. *Oman*
673 *Medical Journal*. Oman Medical Specialty Board; 2020. pp. 1-3.
674 <https://doi.org/10.5001/omj.2020.130>
675
- 676 44. Smith N, Graham T. Mapping the anti-vaccination movement on Facebook.
677 <https://doi.org/10.1080/1369118X20171418406>. 2017;22: 1310-1327.
678 <https://doi.org/10.1080/1369118X.2017.1418406>
679
- 680 45. Anwar A, Malik M, Raees V, Anwar A. Role of Mass Media and Public Health
681 Communications in the COVID-19 Pandemic. *Cureus*. 2020.
682 <https://doi.org/10.7759/cureus.10453>

- 683 46. Yesse M, Muze M, Kedir S, Argaw B, Dengo M, Nesre T, et al. Assessment of knowledge,
684 attitude and practice toward COVID-19 and associated factors among health care workers in Silte
685 Zone, Southern Ethiopia. PLoS ONE. 2021;16. <https://doi.org/10.1371/journal.pone.0257058>
686
687 47. Africa CDC. Research and Development Priorities for COVID-19 in Africa. 2021.
688

A

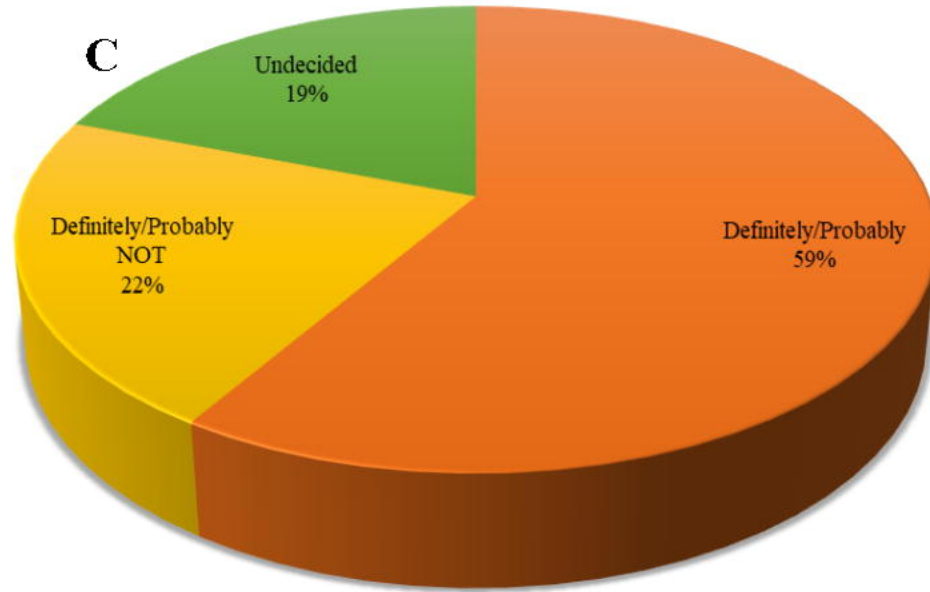


B



■ Yes ■ No

C



■ Definitely/Probably ■ Definitely/Probably NOT ■ Undecided