

1

2 **Comparative study of immunogenicity and safety of Gam-COVID-Vac and Sinopharm**

3 **BBIBP-CorV vaccines in Belarus**

4 Igor Stoma, Katsiaryna Korsak, Evgenii Voropaev, Olga Osipkina, Aleksey Kovalev

5 Gomel state medical university, Gomel, Republic of Belarus

6 Corresponding author: Igor Stoma, igor.stoma@gmail.com

7 **Abstract:**

8 **Introduction:** Lack of comparative studies on efficiency of a broad range of COVID19 vaccines  
9 leads to lower levels of adoption and subsequent lower total immunity in several regions,  
10 including Republic of Belarus. This clinical study captures and transparently demonstrates  
11 varying immunogenic responses to Sputnik V and Sinopharm vaccines.

12 **Aim of this study was:** to compare the immunogenicity and reactogenicity of Sputnik V (Gam-  
13 COVID-Vac), RF and Sinopharm (BBIBP-CorV), PRC vaccines in vaccinated individuals.

14 **Materials and Methods:** A total of 60 adults participated the study. The immune response after  
15 vaccination was assessed using enzyme immunoassay. IgG levels measured in all participants at  
16 three time points: before the vaccination, 42 days after the first vaccine dose, and 6 months after  
17 the first vaccine dose. The results of the SARS-CoV-2 antibody test is quantified according to  
18 the WHO First International Standard (NIBSC code:20/136) and expressed in international units  
19 (BAU/ml).

20 **Results:** The study participants were divided into two groups, where 30 people (50%) were  
21 vaccinated with Sputnik V (Gam-COVID-Vac), and 30 people were vaccinated with Sinopharm  
22 (BBIBP-CorV), with no gender differences in the groups. The IgG levels at 42 days after the first  
23 vaccine dose were: Sputnik V (Gam-COVID-Vac)<sub>(42 days)</sub>: Me=650.4 (642.2-669.4); Sinopharm  
24 (BBIBP-CorV)<sub>(42 days)</sub>: Me=376.5 (290.9-526.4); p<0,001). The IgG levels at 6 months after the

25 first vaccine dose were: Sputnik V (Gam-COVID-Vac)<sub>(6 months)</sub> Me=608.7 (574.6-647.1);  
26 Sinopharm (BBIBP-CorV)<sub>(6 months)</sub>: Me=106.3 (78.21-332.4); p<0,001). Reactions after  
27 vaccination appeared in 27 vaccinated individuals (45%).

28 **Conclusion:** The study showed that Sputnik V (Gam-COVID-Vac) vaccine was more  
29 immunogenic than Sinopharm (BBIBP-CorV) vaccine. IgG levels in vaccinated individuals who  
30 previously recovered from SARS-CoV-2 infection ("hybrid immunity") were higher than in  
31 SARS-CoV-2 naïve individuals. Reactions after vaccines administration were mild to moderate.

32 **Keywords:** SARS-CoV-2, Vaccines, Hybrid immunity, Humoral immune response, Enzyme  
33 immunoassay, BAU/ml.

34

35

36

37

38

39

40

41

42

43

44

45

46

47

48 **Comparative study of immunogenicity and safety of Gam-COVID-Vac and Sinopharm**

49 **BBIBP-CorV vaccines in Belarus**

50 **Introduction**

51 The pandemic caused by SARS-CoV-2 has been ongoing for two years. Due to the lack  
52 of etiologic therapy for COVID-19 [1], increased infectivity [2] and the acquisition of vaccine-  
53 resistant mutations of SARS-CoV-2 [3], vaccination is the only effective means of controlling  
54 the epidemic. It has the potential to curb the spread of the virus [4], as well as to reduce the  
55 consequences of infection and the burden on health care facilities [5]. Effective pandemic control  
56 requires a high vaccination rate [6].

57 To date, 33 vaccines against SARS-CoV-2 have been approved for mass administration  
58 worldwide [7]. They differ in their manufacturing technology, their mechanism of action and  
59 efficacy.

60 In the Republic of Belarus, currently two vaccines are available to the population:  
61 Sputnik V (Gam-COVID-Vac), manufactured in the Russian Federation and Sinopharm (BBIBP-  
62 CorV), manufactured in China. As of 01.02.22, 45.0% of population were vaccinated with two  
63 doses, 57.4% received one dose of vaccine and 2.9% were revaccinated [8]. There is a lack of  
64 studies that compare the properties of vaccines (immunological efficacy, postvaccination  
65 reaction rates) Sputnik V (Gam-COVID-Vac), RF and Sinopharm (BBIBP-CorV), PRC between  
66 each other in the international database of medical publications. The lack of comparative  
67 information about available vaccines is one of the reasons why the required vaccination coverage  
68 has not yet been achieved in the Republic of Belarus

69 **Aim of the study:** To compare the immunogenicity and reactogenicity of Sputnik V  
70 (Gam-COVID-Vac), RF and Sinopharm (BBIBP-CorV), PRC vaccines among vaccinated  
71 individuals.

72 **Materials and methods:**

73 This prospective clinical study was carried out at Gomel State Medical University,  
74 Gomel, Belarus from October 2020 to December 2021. Evaluation of the immune response to  
75 vaccination was performed by enzyme immunoassay using the Sunrise Tecan microplate  
76 photometer (Austria). Blood sampling was performed 3 times: immediately before the first dose  
77 of vaccine, on day 42 and 6 months after the first dose of vaccine. All study participants were  
78 informed about the study design and upcoming procedures, all participants obtained informed  
79 written consent to participate in the study. The study received an approval from the institutional  
80 Ethics committee of Gomel state medical university. Vaccination was performed in a strict  
81 adherence to the vaccines instruction (product medical information) and in accordance with  
82 principles of GDP (good distribution practice), with 2 doses of vaccines administered to all of  
83 the participants.

84 A reagent kit manufactured by Vector-Best (Russian Federation) and designed for  
85 enzyme immunoassay for quantitative detection of SARS-CoV-2 class G immunoglobulins,  
86 SARS-CoV-2-IgG quantitative ELISA-BEST, was used for immunoassay. According to the  
87 manufacturer's information letter, this kit is suitable for the quantitative detection of specific IgG  
88 in SARS-CoV-2 infected and re-vaccinated patients as well as for the evaluation of post-  
89 vaccination immune response during immunization with vaccines based on different  
90 technologies (vector, mRNA, inactivated whole-virion). The "SARS-CoV-2-IgG quantitative  
91 ELISA-BEST" reagent kit design uses recombinant full-length trimerized S glycoprotein (Spike)  
92 of the SARS-CoV-2 virus derived from a eukaryotic expression system. The protein molecule+  
93 consists of two subunits, S1 containing the RBD domain and S2. The reagent kit "SARS-CoV-  
94 2-IgG quantitative ELISA-BEST" detects the pool of immunoglobulin class G synthesized to all  
95 antigenic determinants of protein S including the RBD-domain.

96 The quantification of the SARS-CoV-2 antibody assay is based on the WHO First  
97 International Standard (NIBSC code:20/136) and expressed in international units (BAU/ml).

98           According to the manufacturer's instructions, the diagnostic sensitivity for the detection  
99   of IgG to SARS-CoV-2 is 100% (range 95.7%-100%, 95% confidence interval). The diagnostic  
100   specificity is 100% (range 98.5%-100%, 95% confidence interval). The information letter  
101   accompanying the reagent kit "SARS-CoV-2-IgG Quantitative ELISA-BEST", No. RZN  
102   2021/14458 reports that virus neutralizing activity with a neutralization titer of 1/160 or higher is  
103   observed in all samples with a specific IgG concentration of 150 BAU/ml or higher (ELISA titer  
104    $\geq 1/600$ ) (95% CI: 83.16 - 100%) and only 50% of samples with a specific IgG concentration of  
105   80-149 BAU/ml (ELISA titer  $\geq 1/400 - 1/800$ ) (95% CI: 32.43 - 67.57%), a specific IgG level of  
106   less than 10 BAU/ml should be considered as a negative result of the quantitative assay.

107           On every visit participants filled out a questionnaire including data on the course of  
108   chronic diseases, history of COVID-19, and adverse reactions (if any). In case of any adverse  
109   reactions due to vaccination the principal investigator was informed immediately.

110           Statistical processing of the results was performed using the R statistical programming  
111   environment (graphs and statistical criterion calculations were obtained using the basic R  
112   package and the ggpubr package). Normality of the distribution was assessed using the Shapiro-  
113   Wilk test. Quantitative comparisons of linked samples (change in IgG levels over time in groups  
114   with different vaccines (Sputnik V (Gam-COVID-Vac), RF and Sinopharm (BBIBP-CorV),  
115   PRC) were performed using the Friedman test, followed by pairwise comparison of groups by  
116   the Wilcoxon test with Bonferroni multiple comparison adjustment. Mann-Whitney test was  
117   used for unrelated samples (comparison of the dynamics of IgG levels in the group in which  
118   participants were vaccinated with Sputnik V (Gam-COVID-Vac), RF with the group vaccinated  
119   with Sinopharm (BBIBP-CorV), China). A qualitative comparison of the groups (achievement of  
120   one of the IgG values: up to 150 BAU/ml, 150-500 BAU/ml, >500 BAU/ml after administration  
121   of Sputnik V vaccine (Gam-COVID-Vac), RF and Sinopharm (BBIBP-CorV) vaccine, China;  
122   incidence of major postvaccination reactions (temperature, injection site soreness) among  
123   participants vaccinated with Sputnik V vaccine (Gam-COVID-Vac), RF and Sinopharm vaccine

124 (BBIBP-CorV), China) was estimated using the Pearson  $\chi^2$  test; Fisher's Exact Test was used in  
125 cases where expected values in the cells of the contingency table were less than 5. The  
126 significance level was set at 0.05.

## 127 **Results**

128 There were in total 60 participants in this study. Males accounted for 30% (18  
129 participants) and females accounted for 70% of the participants (42 participants). Study  
130 participants were divided into two groups, where 30 people (50%) were vaccinated with Sputnik  
131 V (Gam-COVID-Vac), RF (11 men (36.67%), 19 women (63.33%)), 30 people were vaccinated  
132 with Sinopharm (BBIBP-CorV) vaccine, PRC (7 men (23.33%), 23 women (76.67%)).  
133 According to the questionnaire, 43 people (71.67%) reported having no chronic diseases. The  
134 chronic diseases indicated can be grouped as follows: 1) cardiovascular diseases were 35.29% (6  
135 individuals), 2) gastrointestinal diseases were 35.29% (6 individuals), 3) musculoskeletal  
136 diseases were 17.65% (3 individuals), 4) respiratory diseases were 11.76% (2 individuals), 5)  
137 endocrine diseases were 5.88% (1 individual), 6) female reproductive system diseases were  
138 5.88% (1 individual). Participants in the study reported more than one chronic disease. When  
139 comparing the two groups of participants on the basis of chronic diseases, no significant  
140 difference was found ( $p=1.0$ ). The characteristics of the study participants are presented in Table  
141 1.

142 Table 1: Characteristics of study participants.

Feature	N (abs.)	%
Total number of participants, people, of which:	60	
vaccinated with Sputnik V (Gam-COVID-Vac),Russia	30	50
Vaccinated with Sinopharm (BBIBP-CorV), China	30	50

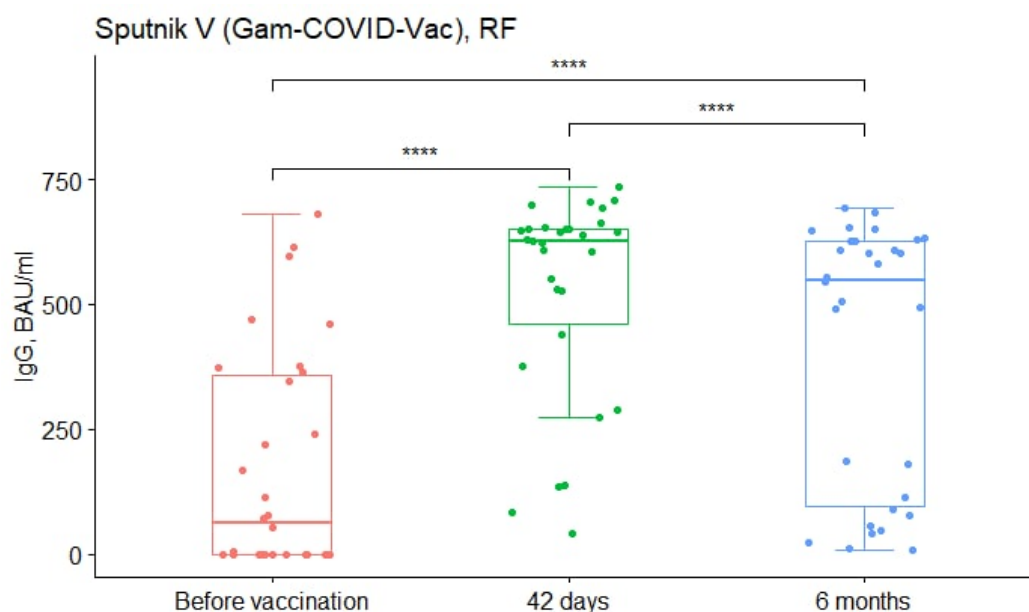
Median age, years	46 (39; 57,75)	
Age groups: ≤30		
31-39	3	5,0
40-49	15	25,0
50-59	21	35,0
60-69	11	18,33
≥70	7	11,67
	3	5,0
Gender:		
men	18	30
women	42	70
Chronic diseases:		
yes	17	28,33
no	43	71,67
COVID-19 in the anamnesis:		
yes	29	48,33
no	31	51,67

143

144 The main surrogate marker for a vaccine efficacy is its immunogenicity. In this study,

145 IgG levels to SARS-CoV-2 S-protein were tested in all participants at three stages: before

146 vaccination, 42 days after the first dose of vaccine and 6 months after the first dose of vaccine.  
147 The unit of measure for IgG levels is BAU/ml. (Note: BAU-binding antibody units). The study  
148 data are shown in Figure 1, Figure 2 and Figure 3.



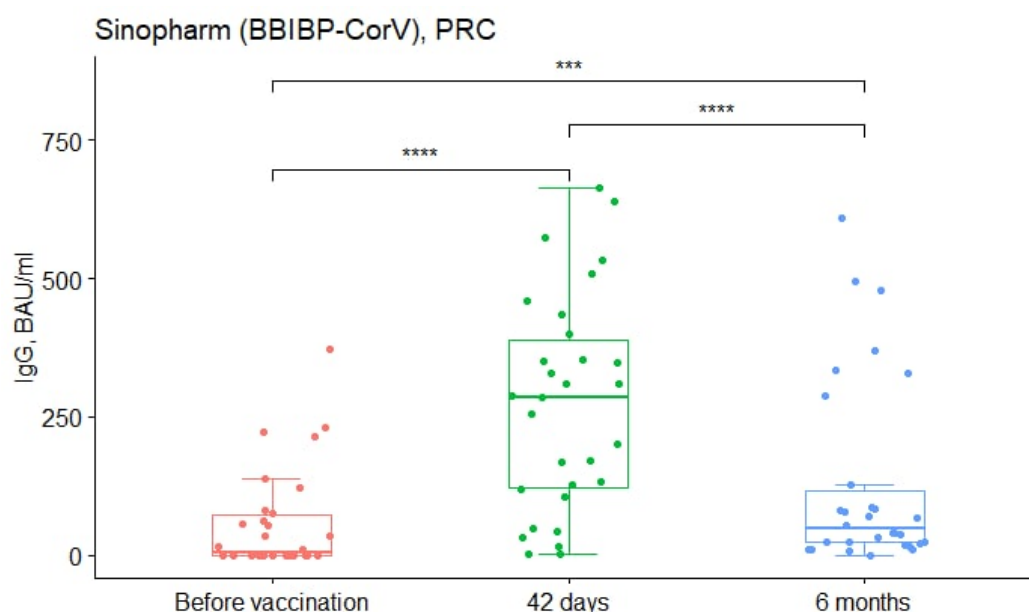
149

150

151 *Fig. 1 Dynamics of Ig G production in response to Vaccine Sputnik V (Gam-COVID-*  
152 *Vac). ("before vaccination" - Ig G value (BAU/ml) before vaccination; "42 days" - Ig G value*  
153 *(BAU/ml) 42 days after the first dose; "6 months" - Ig G value (BAU/ml) 6 months after the*  
154 *first vaccine dose).*

155 As shown in Figure 1, quantitative IgG levels at the three measurement points have  
156 significant differences (Friedman chi-squared = 47.267, df = 2, p-value < 0,001). IgG levels  
157 42 days after the first vaccine dose were significantly higher compared to the "Before  
158 vaccination" point (p<0,001), 6 months after the first dose of Sputnik V (Gam-COVID-Vac)  
159 vaccine the IgG level has a significant decrease (p < 0,001), however, compared to the "before  
160 vaccination" point, the IgG level remains at a higher level (p < 0,001).

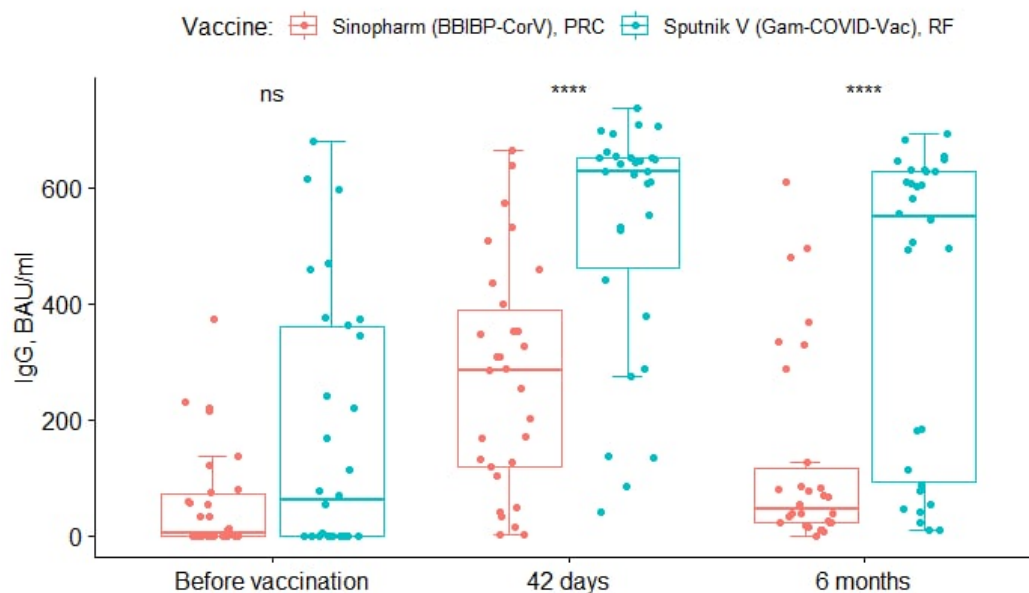




161

162 *Fig. 2 Dynamics of Ig G appearance in response to Sinopharm (BBIBP-CorV) vaccine*  
163 *("before vaccination" - Ig G value (BAU/ml) before vaccination; "42 days" - Ig G value*  
164 *(BAU/ml) 42 days after the first dose; "6 months" - Ig G value (BAU/ml) 6 months after the*  
165 *first vaccine dose).*

166 As shown in Figure 2, the quantitative IgG values at the three study stages are  
167 significantly different (Friedman chi-squared = 44.891, df = 2, p-value < 0,001). Levels of  
168 IgG at 42 days after the first dose of vaccine were significantly higher than prior to  
169 vaccination (p < 0,001). At 6 months after the first dose, there was a significant decrease in  
170 IgG values (p < 0,001), but they remained at a higher level compared to the "before  
171 vaccination" point (p < 0,001).



172

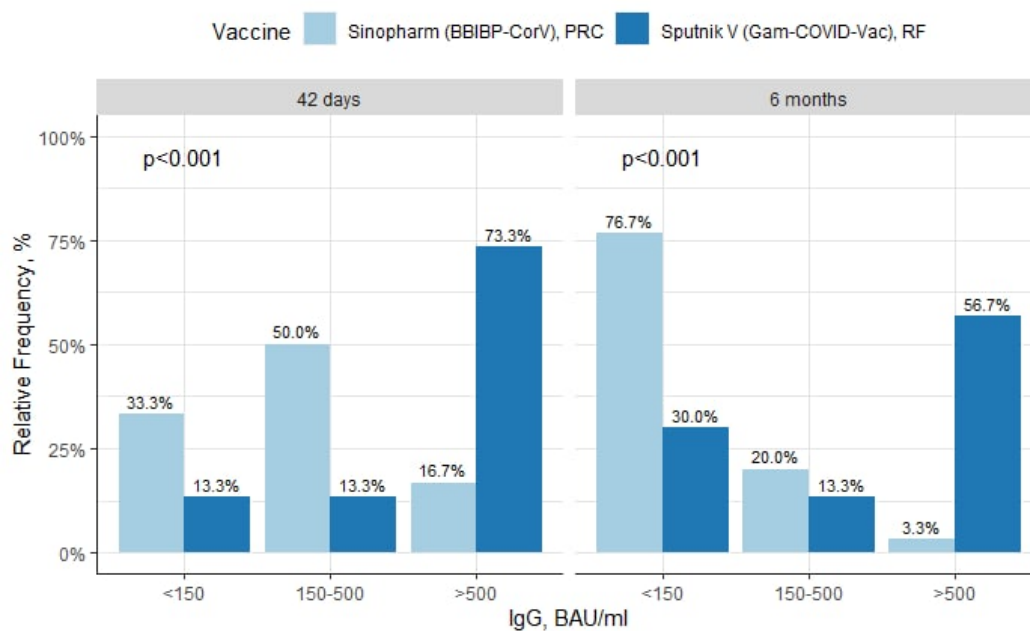
173

174 *Fig.3 Comparison of the dynamics of Ig G levels in response to the administration of*  
175 *Sputnik V (Gam-COVID-Vac) and Sinopharm (BBIBP-CorV) vaccine ("Before vaccination" -*  
176 *Ig G value (BAU/ml) before vaccination; "42 days" - Ig G value (BAU/ml) 42 days after the*  
177 *first dose; "6 months" - Ig G value (BAU/ml) 6 months after the first vaccine dose).*

178 At the pre-vaccination point there is no significant difference between the Sputnik V  
179 (Gam-COVID-Vac) and Sinopharm (BBIBP-CorV) vaccines ( $p=0.12$ ). At 42 days after the  
180 administration of both vaccines, the antibody levels increase, but the quantitative IgG value  
181 for the Sputnik V (Gam-COVID-Vac) vaccine is significantly higher ( $p < 0,001$ ). This trend  
182 was also observed 6 months after the first dose of both vaccines ( $p < 0,001$ ).

183 According to a questionnaire survey answers of study participants, 51.67% of  
184 participants (31 people) did not have COVID-19 before vaccination. Accordingly, 48.33% of  
185 participants (29 people) had had the infection prior to vaccination. When comparing the  
186 groups characteristics on the basis of prior infection with SARS-CoV-2, no significant  
187 difference was found ( $p=0.071$ ).

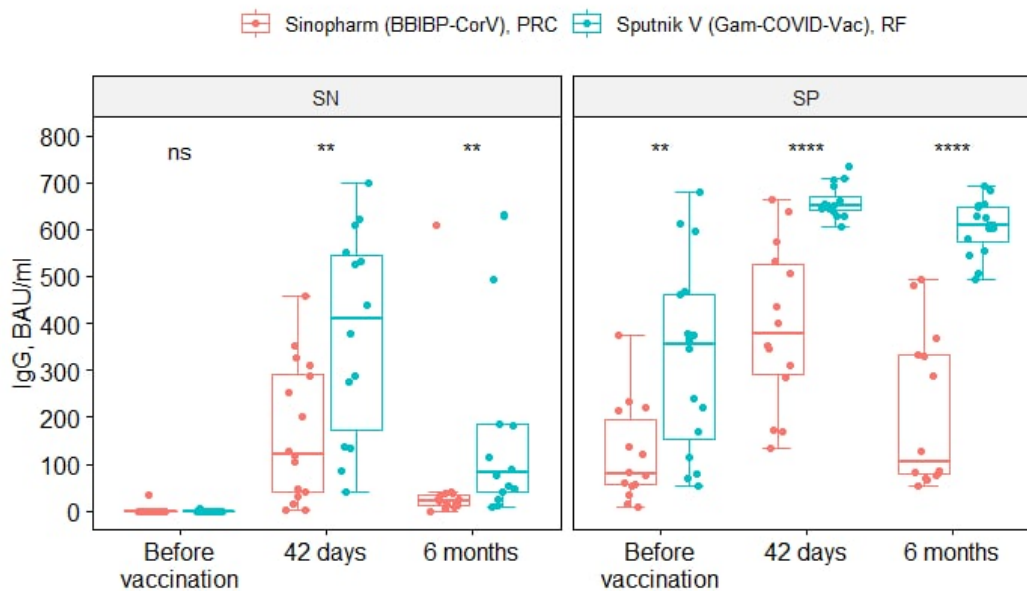
188 As the factor of previous SARS-CoV-2 infection may influence the outcome of the  
189 study, it was also included in the statistical analysis.



190

191 *Fig.4 Comparison of the groups (vaccinated with Sputnik V (Gam-COVID-Vac) and*  
 192 *Sinopharm (BBIBP-CorV)) by IgG levels (proportion reaching <150 BAU/ml, 150-500*  
 193 *BAU/ml, >500 BAU/ml) at study sites: "42 days" - 42 days after the first dose, "6 months" - 6*  
 194 *months after the first vaccine dose.*

195 Figure 4 shows that in the Sputnik V (Gam-COVID-Vac) vaccine group, the largest  
 196 group of individuals at the 42-day point had IgG levels above 500 BAU/ml, whereas most  
 197 Sinopharm (BBIBP-CorV)-vaccinated patients had levels  $\leq 500$  BAU/ml (X-squared=19.644;  
 198 df=2;  $p < 0,001$ ). At the 6-month point, this trend continued: in the Sputnik V (Gam-COVID-  
 199 Vac) vaccine group most individuals had IgG levels above 500 BAU/ml, while most patients  
 200 vaccinated with Sinopharm vaccine had gG level below the 150 BAU/ml(X-squared=20.747;  
 201 df = 2;  $p < 0,001$ ). The groups were also compared taking into account the serological status  
 202 of the study participants.



203

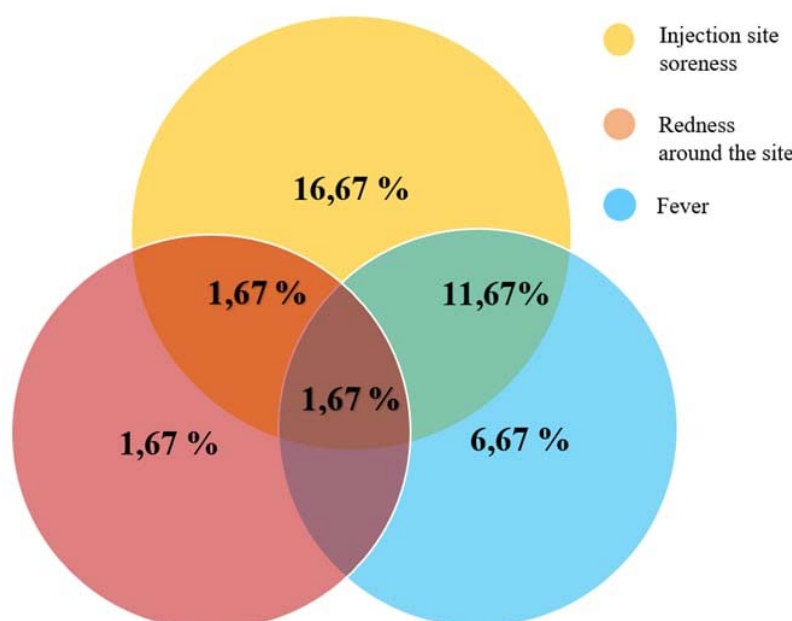
204 *Fig.5 Comparison of Sputnik V (Gam-COVID-Vac) and Sinopharm (BBIBP-CorV)*  
205 *groups based on serological status before vaccination ("SN"-seronegative individuals, "SP"-*  
206 *seropositive participants; "Before vaccination" pre-vaccination IgG level, "42 days"-IgG*  
207 *level 42 days after the first dose of one of the vaccines, "6 months later"-IgG level 6 months*  
208 *after administration of one of the vaccines).*

209 Figure 5 shows differences in IgG levels to the SARS-CoV-2 protein between those  
210 vaccinated with the Sputnik V (Gam-COVID-Vac) and Sinopharm (BBIBP-CorV) vaccines  
211 among both those who had not had COVID-19 and those who had had the infection before  
212 vaccination. The highest antibody levels were observed 42 days after vaccination in both the  
213 seronegative (p=0.006) and seropositive groups (p < 0,001), while 6 months after vaccination  
214 the IgG value declined among those who had not previously been ill (p=0.003) and those who  
215 had had COVID-19 before vaccination (p < 0,001).

216 There are a number of publications suggesting that those with "hybrid immunity" are  
217 most protected against COVID-19. Figure 5 also shows this trend. However, the "hybrid  
218 immunity" generated by the Sputnik V vaccine has greater strength and duration (p < 0,001).

219 The reactogenicity of Sputnik V (Gam-COVID-Vac) and Sinopharm (BBIBP-CorV)  
220 vaccines is worth considering separately, as this is a frequent topic of discussion. The

221 incidence of post-vaccine reactions in this study was 45% (27 individuals). All of the  
222 observed reactions were mild to moderate in severity. The most frequent ones were: injection  
223 site soreness (16.67% of 10 people) and redness around the site of injection (5% - 3 people),  
224 fever (6.67% of 4 people), and a combination of these reactions (Fig. 8). Participants also  
225 reported weakness (1.67% - 1 person), headache (1.67% - 1 person), and swelling of the  
226 injection site (1.67% - 1 person).



227

228 *Figure 6 The main post-vaccination reactions (and their combination) noted in the*  
229 *study participants: soreness and redness at the injection site, increased body temperature.*

230 Post-vaccination reactions were observed in both vaccinated groups ( $p=0.119$ ).  
231 However, significant statistical differences were found only for the increase in body  
232 temperature: in the group vaccinated with Sputnik V (Gam-COVID-Vac) this reaction was  
233 more frequent ( $p=0.006$ ).

## 234 **Discussion**

235 Having evaluated both vaccines currently available to the population of Belarus, it can  
236 be concluded that the Sputnik V (Gam-COVID-Vac) vaccine is more immunogenic, but the

237 Sinopharm (BBIBP-CorV) vaccine is less reactogenic. For a better understanding of the  
238 properties of the above mentioned vaccines, a comparative evaluation should be carried out.

239 Sinopharm (BBIBP-CorV) vaccine is an inactivated vaccine, which is the most  
240 traditional type of vaccine. The virus is grown in Vero cells, then purified and inactivated  
241 with  $\beta$ -propiolactone - this deprives the virus of its ability to reproduce, but retains its  
242 antigenic structure. The immune response of T cells is usually weak. Inactivated viruses enter  
243 host cells via endocytosis and stimulate helper T cells via the MHC II pathway, resulting in an  
244 activation of the humoral immune response. Inactivated vaccines do not normally stimulate  
245 cytotoxic T cells through the MHC-I pathway to any significant extent, so a cell-mediated  
246 immune response is not formed [9]. Inactivated vaccines require several doses and/or addition  
247 of adjuvant to achieve sufficient efficacy [10]. The adverse reactions described in the  
248 instructions are, in most cases, mild to moderate in severity, which resolve within a few days  
249 after vaccination. The most frequent reactions ( $\geq 1/10$ ): headache, soreness at the injection  
250 site. Less frequent, but quite common ( $\geq 1/100$  to  $< 1/10$ ): fever, muscle and joint pain, fatigue,  
251 cough, shortness of breath, nausea, diarrhoea, skin itching. The immunogenicity of the  
252 completed course of vaccination, as declared by the manufacturer, is 79.34%. Advantages  
253 include: 1) safety; 2) stability during transport and storage; 3) low cost. Disadvantages  
254 include: 1) low immunogenicity; 2) short-lived immune response [11].

255 Vaccine Sputnik V (Gam-COVID-Vac) vaccine is based on non-replicating viral  
256 vectors (adenoviruses 5 and 26) encoding the S-protein gene. Adenoviral vectors (Ad-vectors)  
257 have several features that make them ideal candidates: a high immunogenic profile and the  
258 ability, using a smaller amount of antigen, to induce both cellular and humoral immune  
259 response; Ad-vectors do not integrate into the host genome [12]. To create a vector, the viral  
260 E1 and/or E3 genes that enable replication are deleted and replaced with the transgene of  
261 interest (derived from the Wuhan-Hu-1 SARS-CoV-2 sequence) cloned together with a tissue  
262 plasminogen activator [13]. The efficacy of vector vaccines can be significantly affected by

263 previous immunity. Vectors of a rare serotype (human adenoviruses Ad26, Ad5) are used for  
264 this purpose [12]. Advantages include: 1) high immunogenicity (without adding adjuvant); 2)  
265 stability (vectors used have a protein envelope that protects the genetic material inside it,  
266 hence the vaccine can be stored at +2 - +8 °C for at least 6 months; 3) possibility of large-scale  
267 production (Ad vectors can be grown in bioreactors of 20 l volume, yielding vaccine doses  
268 sufficient for 15,000 patients). Disadvantages include: 1) reactogenicity; 2) potential  
269 neutralization of vaccine vector by acquired immunity antibodies; 3) cost [14, 15]. The main  
270 adverse reactions that occur during the first days after administration of the Sputnik V (Gam-  
271 COVID-Vac) vaccine are mainly mild to moderate in severity, lasting about 3 days. The most  
272 frequent symptoms are: flu-like syndrome (chills, fever, arthralgia, myalgia, headache),  
273 soreness, hyperemia and swelling at the injection site. Less common are dyspepsia, nausea,  
274 nasal congestion, rhinorrhoea, sore and stuffy throat, enlargement of regional lymph nodes,  
275 and possible allergic reactions. The immunological efficacy of two doses of the vaccine, as  
276 declared by the manufacturer, is more than 91% (16).

277 Therefore, there is still a lack of international publications comparing the  
278 immunological efficacy and reactogenicity of Sputnik V (Gam-COVID-Vac) and Sinopharm  
279 (BBIBP-CorV) vaccines with each other. A retrospective observational study conducted in  
280 Mongolia found the immunogenicity of two doses of Sputnik V (Gam-COVID-Vac) vaccine  
281 to be significantly higher than the immunogenicity of two doses of Sinopharm vaccine. No  
282 reactogenicity study was conducted in this study (17). A retrospective observational study  
283 conducted in Hungary investigated the efficacy of Sputnik V (Gam-COVID-Vac), Sinopharm  
284 (BBIBP-CorV) et al. vaccines against SARS-CoV-2 infection (confirmed by PCR test) and  
285 death from COVID-19 among vaccinated individuals. The results of this study indicate that  
286 the Sputnik V (Gam-COVID-Vac) vaccine was 85.7% effective against SARS-CoV-2  
287 infection and 95.4-100% effective against COVID-19 deaths (depending on age cohort), and

288 the Sinopharm (BBIBP-CorV) vaccine was 68.7% effective against SARS-CoV-2 infection  
289 and 67.3-100% effective against COVID-19 deaths (depending on age cohort) [18].

290 Only few international publications reflect the results of a study of the reactogenicity  
291 of Sputnik V (Gam-COVID-Vac) and Sinopharm (BBIBP-CorV) vaccines. A study based on  
292 a survey of vaccinees conducted in Iran found that reactions in response to Sputnik V (Gam-  
293 COVID-Vac) vaccine were longer (up to 3 days) than reactions in response to Sinopharm  
294 vaccine (a few hours). The frequency of post-vaccination reactions also varied, with at least  
295 one reaction occurring in 93.2% of Sputnik V (Gam-COVID-Vac) vaccine users and 87.3% of  
296 Sinopharm (BBIBP-CorV) vaccine users. The most frequent reactions were pain at the  
297 injection site, headache and malaise. Also in the study there were cases of thrombosis and  
298 conditions related to clotting disorders: 7 cases after administration of Sputnik V (Gam-  
299 COVID-Vac) vaccine and 3 cases after administration of Sinopharm (BBIBP-CorV) vaccine.  
300 However, a subsequent association between vaccination and conditions related to clotting  
301 disorders has not been found for both vaccines, and this issue requires further investigation  
302 [19]. Another study, based on a survey of vaccinees vaccinated with Sputnik V (Gam-  
303 COVID-Vac), Sinopharm et al. in Iran, aimed to investigate cutaneous reactions in response  
304 to the administration of Sputnik V (Gam-COVID-Vac) and Sinopharm vaccines. Skin  
305 manifestations in the vaccinated subjects were transient. The most common reactions were  
306 pain at the injection site (79.9% of Sputnik V (Gam-COVID-Vac) vaccine users, 60.6% of  
307 Sinopharm vaccine users), tightening of the injection site (13.4% of Sputnik V (Gam-COVID-  
308 Vac) vaccine users, 10.3% of Sinopharm (BBIBP-CorV) vaccine users), reddening of the skin  
309 at the injection site (12.8% of Sputnik V (Gam-COVID-Vac) vaccine users, 6.9% of  
310 Sinopharm (BBIBP-CorV) vaccine users) [20].

311 Thus, the approaches to the study conducted at Gomel State Medical University do not  
312 contradict international studies and the study is conducted in a similar way, which in our



313 opinion allows a comparative assessment of postvaccination reactions and immunogenicity of  
314 Sputnik V and Sinopharm vaccines.

315 The study has a number of limitations: sample size (60 people), age of participants  
316 (the study represents individuals whose age ranges from 29 to 73 years).

### 317 **Conclusions**

318 According to the results of the study, the Sputnik V (Gam-COVID-Vac) vaccine  
319 compared to Sinopharm (BBIBP-CorV), has higher immunogenicity rates at both points: after  
320 42 days (for Sputnik V (Gam-COVID-Vac) vaccine: Me=627.5 (461.7-650.8); for Sinopharm  
321 (BBIBP-CorV) vaccine: Me=286.0 (120.3-387.9);  $p < 0,001$ ) and 6 months (for Sputnik  
322 V(Gam-COVID-Vac) vaccine: Me=549.4 (94.36-626.8); for Sinopharm (BBIBP-CorV)  
323 vaccine: Me=46.74 (22.23-116.4);  $p < 0,001$ ) after first dose administration. This trend was  
324 seen among both those previously infected with SARS-CoV-2 and those without a history of  
325 COVID-19.

326 The study confirmed that antibodies developed as a result of prior infection with  
327 SARS-CoV-2 combine with post-vaccination antibodies to form what is known as "hybrid  
328 immunity". It creates higher levels of antibodies (for Sputnik V (Gam-COVID-Vac) (42 days)  
329 vaccine: Me=650.4 (642.2-669.4); for Sinopharm (BBIBP-CorV) (42 days) vaccine:  
330 Me=376.5 (290.9-526.4);  $p < 0,001$ ), which persist for a longer time (for Sputnik V (Gam-  
331 COVID-Vac) (6 mo ) Me=608.7 (574.6-647.1); for Sinopharm (BBIBP-CorV) (6 months)  
332 vaccine Me=106.3 (78.21-332.4);  $p < 0,001$ ).

333 The main reactions after vaccination were fever, redness and soreness at the injection  
334 site. The reactogenicity of both vaccines was relatively similar ( $p = 0,119$ ), a fever after  
335 vaccination was more common among those vaccinated with the Sputnik V (Gam-COVID-  
336 Vac) vaccine (10 individuals or 33,33% vs. 3.33% of vaccinated with Sinopharm BBIBP-  
337 CorV,  $p = 0.006$ ).

338

339 Authors report no relevant conflict of interest regarding this study.

340

341 **Acknowledgments:** Authors would like to thank Alexey Zyatkov, Alexander  
342 Shaforost, Nadezhda Golubykh, Elena Lipskaya, Dmitry Redko, and Vera Shandyba for data  
343 collection and technical assistance.

344

345

346 **List of references:**

- 347 1. Wong RSY. COVID-19 vaccines and herd immunity: Perspectives, challenges and  
348 prospects. *The Malaysian Journal of Pathology*. 2021;43(2): 203 – 217 PMID: 34448786
- 349 2. Meo SA, Meo AS, Al-Jassir FF, Klonoff DC. Omicron SARS-CoV-2 new variant: global  
350 prevalence and biological and clinical characteristics. *European Review for Medical*  
351 *Pharmacological Sciences*. 2021;25(24):8012-8018. doi:  
352 10.26355/eurrev\_202112\_27652.
- 353 3. Argote P, Barham E, Zukerman Daly S, Gerez JE, Marshall J, Pocasangre O. The shot,  
354 the message, and the messenger: COVID-19 vaccine acceptance in Latin America. *npj*  
355 *Vaccines*. 2021;6:118. doi: 10.1038/s41541-021-00380-x
- 356 4. Strizovaa Z, Smetanovaa J, Bartunkovaa J, Milota T. Principles and Challenges in anti-  
357 COVID-19 Vaccine Development. *International Archives of Allergy and Immunology*.  
358 2021;1:1–11. doi: 10.1159/000514225
- 359 5. Khan M, Adil SF, Alkathlan HZ, Tahir MN, Saif S, Khan M, Khan ST. COVID-19: A  
360 Global Challenge with Old History, Epidemiology and Progress So Far. *Molecules*.  
361 2020;26(1):39. doi: 10.3390/molecules 26010039
- 362 6. Jackson SE, Paul E, Brown J, Steptoe A, Fancourt D. Negative vaccine attitudes and  
363 intentions to vaccinate against Covid-19 in relation to smoking status: a population

- 364 survey of UK adults. *Nicotine & Tobacco Research*. 2021;23(9):1623-1628.  
365 doi: [10.1093/ntr/ntab039](https://doi.org/10.1093/ntr/ntab039)
- 366 7. Basta NE, Moodie EMM on behalf of the VIPER (Vaccines, Infectious disease  
367 Prevention, and Epidemiology Research) Group COVID-19 Vaccine Development and  
368 Approvals Tracker Team. COVID-19 Vaccine Development and Approvals Tracker.  
369 Funding provided by the McGill University Interdisciplinary Initiative in Infection and  
370 Immunity (MI4) (2020). <https://covid19.trackvaccines.org/>
- 371 8. Our World In Data, University of Oxford, UK  
372 <https://ourworldindata.org/coronavirus/country/belarus>
- 373 9. Nascimento Júnior JAC, Santos AM, Cavalcante RCM, Quintans-Júnior LJ, Walker CIB,  
374 Borges LP et al. Mapping the technological landscape of SARS, MERS, and SARS-CoV-  
375 2 vaccines. *Drug Development and Industrial Pharmacy*. 2021;47(4):673–84.
- 376 10. Shahzamani K, Mahmoudian F, Ahangarzadeh S, Ranjbar MM, Beikmohammadi L,  
377 Bahrami S, Mohammadi E, Esfandyari S, Alibakhshi A, Javanmard SH. Vaccine design  
378 and delivery approaches for COVID-19. *International Immunopharmacology*.  
379 2021;100:108086. doi: [10.1016/j.intimp.2021.108086](https://doi.org/10.1016/j.intimp.2021.108086)
- 380 11. Loo KY, Letchumanan V, Ser HL, Teoh SL, Law JWF, Tan LTH, Ab Mutalib NS, Chan  
381 KG, Lee LH. COVID-19: Insights into Potential Vaccines. *Microorganisms*.  
382 2021;9(3):605. doi: [10.3390/microorganisms9030605](https://doi.org/10.3390/microorganisms9030605)
- 383 12. Kordyukova LV, Shanko AV. COVID19: Myths and Reality. *Biochemistry (Moscow)*.  
384 2021;86(7):800-817.
- 385 13. Han X, Xu P, Ye Q. Analysis of COVID-19 vaccines: Types, thoughts, and application.  
386 *Journal of Clinical Laboratory Analysis*. 2021;35(9):e23937. doi: [10.1002/jcla.23937](https://doi.org/10.1002/jcla.23937).
- 387 14. Mao Q, Xu M, He Q, Li C, Meng S, Wang Y, Cui B, Liang Z, Wang J. COVID-19  
388 vaccines: progress and understanding on quality control and evaluation. *Signal*  
389 *Transduction and Targeted Therapy*. 2021;6:199. doi: [10.1038/s41392-021-00621-4](https://doi.org/10.1038/s41392-021-00621-4)

- 390       **15.** Kisby T, Yilmazer A, Kostarelos K Reasons for success and lessons learnt from  
391       nanoscale vaccines against COVID-19. *Nature Nanotechnology*. 2021;16(8):843-850.  
392       [https://doi: 10.1038/s41565-021-00946-9](https://doi.org/10.1038/s41565-021-00946-9)
- 393       **16.** Logunov DY, Dolzhikova IV, Shcheblyakov DV, Tukhvatulin AI, Zubkova OV,  
394       Dzharullaeva AS et al. Safety and efficacy of an rAd26 and rAd5 vector-based  
395       heterologous prime-boost COVID-19 vaccine: an interim analysis of a randomised  
396       controlled phase 3 trial in Russia. *The Lancet*. 2021.;397(10275):671–81. doi:  
397       [https://doi.org/10.1016/S0140-6736\(21\)00234-8](https://doi.org/10.1016/S0140-6736(21)00234-8)
- 398       **17.** Dashdorj NJ, Wirz OF, Röltgen K, Haraguchi E, Buzzanco AS, Sibai M, et al. Direct  
399       comparison of antibody responses to four SARS-CoV-2 vaccines in Mongolia. *Cell Host*  
400       *& Microbe*. 2021;29(12):1738-1743.e4. doi: [10.1016/j.chom.2021.11.004](https://doi.org/10.1016/j.chom.2021.11.004)
- 401       **18.** Vokó Z, Kiss Z, Surján G, Surján O, Barcza Z, Pályi B, et al. Nationwide effectiveness  
402       of five SARS-CoV-2 vaccines in Hungary—the HUN-VE study. *Clinical Microbiology*  
403       *and Infection*. 2021;S1198-743X(21)00639-X. doi: [10.1016/j.cmi.2021.11.011](https://doi.org/10.1016/j.cmi.2021.11.011)
- 404       **19.** Houshmand B, Keyhan SO, Fallahi HR, Ramezanzade S, Sadeghi E, Yousefi P.  
405       Vaccine-associated complications: a comparative multicenter evaluation among dental  
406       practitioners and dental students—which candidate vaccine is more safe in SARS COV  
407       II, Gam-COVID-Vac (Sputnik V), ChAdOx1 nCoV-19 (AstraZeneca), BBV152  
408       (Covaxin), or BBIBP-CorV(Sinopharm)? *Maxillofacial Plastic and Reconstructive*  
409       *Surgery*. 2022;44(1):3. doi: [10.1186/s40902-021-00330-6](https://doi.org/10.1186/s40902-021-00330-6)
- 410       **20.** Pourani MR, Shahidi Dadras M, Salari M, Diab R, Namazi N, Abdollahimajd F.  
411       Cutaneous adverse events related to COVID-19 vaccines: A cross-sectional  
412       questionnaire-based study of 867 patients. *Dermatologic Therapy*. 2022;35(2):e15223.  
413       <https://doi.org/10.1111/dth.15223>