

1 **Title: Optimal Deployment of Automated External Defibrillators in a** 2 **Long and Narrow Environment**

3 Chih-Hao Lin¹; Kuan-Chao Chu²; Jung-Ting Lee^{3*}; Chung-Yao Kao⁴.

4 ¹Department of Emergency Medicine, National Cheng Kung University Hospital, College of Medicine,
5 National Cheng Kung University, Tainan, Taiwan

6 ²Graduate School of Information Science and Technology, The University of Tokyo, Tokyo, Japan

7 ³Si Wan College, National Sun Yat-Sen University, Kaohsiung, Taiwan

8 ⁴Department of Electrical Engineering, National Sun Yat-Sen University, Kaohsiung, Taiwan

9

10

11 *Corresponding author

12 E-mail: celeste@g-mail.nsysu.edu.tw

13

14

15 **Author Contributions:** C.-H. Lin and C.-Y. Kao conceived the study. C.-H. Lin, K.-C. Chu, and C.-Y.
16 Kao contributed substantially to the study design. C.-H. Lin and C.-Y. Kao obtained the research grant. K.-
17 C. Chu implemented a software program for validating the proposed optimal AED deployment strategy. J.-
18 T. Lee provided the graphical illustrations, and drafted the manuscript with C.-Y. Kao. All authors
19 contributed substantially to its revision and agreed to the published version of the manuscript. J.-T. Lee is
20 the corresponding author who takes responsibility for the submitted manuscript and coordinating the
21 publication process.

22

23 **Abstract**

24 **Aim of the study:** Public access to automated external defibrillators (AEDs) plays a key role in increasing
25 survival outcomes for patients with out-of-hospital cardiac arrest. Based on the concept of maximizing
26 “rescue benefit” of AEDs, we aimed to develop strategies for optimal deployment of AEDs for long and
27 narrow spaces.

28
29 **Methods:** We classified the effective coverage of an AED in hot, warm, and cold zones. The AEDs were
30 categorized, according to their accessibility, as fixed, summonable, or patrolling types. The overall rescue
31 benefit of the AEDs were evaluated by the weighted size of their collective hot zones. The optimal strategies
32 for the deployment of AEDs were derived mathematically and numerically verified by computer programs.

33
34 **Results:** To maximize the overall rescue benefit of the AEDs, the AEDs should avoid overlapping with
35 each other’s coverage as much as possible. Specific rules for optimally deploying one, two, or multiple
36 AEDs, and various types of AEDs are summarized and presented.

37
38 **Conclusion:** A methodology for assessing the rescue benefit of deployed AEDs was proposed, and
39 deployment strategies for maximizing the rescue benefit of AEDs along a long, narrow, corridor-like, finite
40 space were derived. The strategies are simple and readily implementable. Our methodology can be easily
41 generalized to search for optimal deployment of AEDs in planar areas or three-dimensional spaces.

42

43 **Introduction**

44 Sudden cardiac arrest is a major public health issue worldwide (1, 2) and accounts for up to 20% of
45 deaths in Western societies (3, 4). Out-of-hospital cardiac arrest (OHCA) describes an event of cardiac
46 arrest before the patient is transferred to a hospital; that is, the cardiac arrest could occur in the field, in the
47 community, at the patient's home or workplace (5, 6). The first and second most common locations for an
48 OHCA were at a residence and in public, respectively (7). OHCAs are witnessed by a layperson in 37% of
49 cases and by an emergency medical services (EMS) provider in only 12% of cases (7). The survival rate
50 after an OHCA is very low; at least 90% to 95% of these individuals do not survive despite resuscitation
51 attempts (8). Evidence indicates that when the OHCA is caused by ventricular tachycardia or fibrillation,
52 defibrillation is an effective treatment (9); however, its effectiveness diminishes with each passing minute
53 (5, 10).

54 Public access to automated external defibrillators (AEDs) plays a key role in increasing the survival of
55 patients with OHCA who have a shockable cardiac rhythm (11-13). Although AEDs are widespread,
56 OHCAs defibrillated by bystanders before EMS arrival remains low, only approximately 2-4% (14).
57 Therefore, to achieve the maximum benefit of public AEDs, careful evaluation of AED locations is required.
58 While mathematical optimization has been used for assessing optimal locations for the AED deployment
59 (15-19), most of these studies focus on numerical analysis/simulation of retrospective data. To our
60 knowledge, few studies, if any, had taken an analytical approach to derive generalizable rules or strategies
61 for the optimal AED deployment.

62 In this study, we aimed to explore such strategies for a finite one-dimensional space, which is a suitable
63 model for long strip-like locations, such as trains, platforms in a train station, long tunnels, etc. By using
64 simplified yet realistic assumptions, we derived simple rules for the optimal AED deployment that would
65 maximize AED accessibility within a specified time frame.

66

67

68

69 **Methods**

70 A location where an AED is placed is deemed "optimal" if the AED can be accessed within a specific
71 time when OHCA occurs. Two essential factors need to be considered for assessing optimal AED
72 deployment: time to acquire the AED and the probability of occurrence of OHCAs. The first factor leads
73 to the notion of effective AED coverage.

74 **Effective coverage of an AED**

75 The sooner an AED is applied, the higher the survival chance of the OHCA (5, 10). According to
76 timeliness of AED availability, the areas surrounding the AED are differentiated into three zones: hot,
77 cold, and warm.

- 78 • Hot Zone: This is a region where an AED can be acquired to provide the best survival chance.
79 According to the American Heart Association's suggestion, the AED needs to be applied to
80 patients with OHCA within one minute (7). An OHCA event is said to be within *the effective*
81 *coverage* of an AED if it occurs within the hot zone of the AED.
- 82 • Cold Zone: This is a region where it takes longer time to obtain an AED than waiting for the EMS
83 to arrive. An AED is ineffective in terms of the rescue benefit in its cold zone.
- 84 • Warm Zone: The is a region where an AED can be acquired before the EMS arrives but not within
85 one minute. An AED provides some but not the best rescue in its warm zone.

86 For example, in our city, the EMS arrives at an OHCA event in eight minutes on average. Therefore,
87 we set the cold zone to be where the time of AED arrival is more than eight minutes, and the warm zone
88 is between one and eight minutes.

89 We assume that the AED moves with constant speed through the areas of interest. Thus, the *distance*
90 between the AED and the OHCA event would decide the rescue benefit of the AED. The three zones
91 surrounding the AED are then characterized by physical *distance* rather than *time*, as described above.

92 When more than one AED is under consideration, the combined hot zone of the collective AEDs is
93 the *union* of the hot zones of each individual AED because it is evident that at least one AED can be
94 acquired within 1 minute for the patient with OHCA in this region. Similarly, the combined cold zone

95 of the collective AEDs is the *intersection* of all cold zones, as none of the AEDs can be acquired within
96 8 minutes of time in this region. Everywhere else is the combined warm zone, where none of the AEDs
97 can be acquired within 1 minute, but at least one can be acquired between 1 and 8 minutes.

98 **Probability of OHCA occurrence**

99 Intuitively, the larger the hot zone of an AED is, the more rescue benefit it provides. However, this
100 is not entirely true. Evidently, an AED would provide no benefit if OHCA events never occur in its hot
101 and warm zones. Furthermore, an AED would provide more benefit than another if more OHCA events
102 occur in its hot zone. Thus, the "probability of OHCA occurrence per unit area" in hot/warm/cold zones
103 of an AED needs to be considered when evaluating its rescue benefit. This quantity shall be used as a
104 weight that indicates the relative importance of different areas surrounding an AED. The probability
105 density of OHCA events in an area may vary with respect to, for example, population density, age
106 distribution, history of heart disease, etc. (12).

107 **Evaluation of rescue benefit of AEDs**

108 In this study, the rescue benefit of one or several AEDs is measured by the "weighted" sizes of the
109 corresponding hot zone, cold zone, and warm zone. Let the area of interest be divided into standard unit
110 areas, and let

- 111 – $A_h^i, i = 1 \cdots n_h$ denotes the area units that constitute the hot zone;
- 112 – $A_c^i, i = 1 \cdots n_c$, denotes the area units that constitute the cold zone;
- 113 – $A_w^i, i = 1 \cdots n_w$ denotes the area units that constitute the warm zone;
- 114 – $t_w^i, i = 1 \cdots n_w$ denotes the least amount of time (round up to the minute) for one AED to be acquired
115 by an OHCA patient in the area unit A_w^i ;
- 116 – dA denotes the size of the unit area;
- 117 – $p_{OHCA}(\cdot)$ denotes the probability density function of OHCA events over the area of interest.

118 Then, the weighted sizes of the hot zone, cold zone, and warm zone, denoted by A_H, A_C, A_W , respectively,
119 are computed as follows:

$$A_H = \sum_{i=1}^{n_h} p_{OHCA}(A_h^i) \times dA$$

$$A_C = \sum_{i=1}^{n_c} p_{OHCA}(A_c^i) \times dA$$

$$A_W = \sum_{i=1}^{n_w} \frac{1}{t_w^i} \times p_{OHCA}(A_w^i) \times dA$$

The rescue benefits of two sets of AEDs are assessed and compared by the following rules: one set of AEDs (S_{AED1}) has a better rescue benefit than another set (S_{AED2})

1. if the weighted size of the hot zone A_H of S_{AED1} is *larger than* that of S_{AED2} ; or
2. if their respective A_H are the same and the weighed size of the cold zone A_C of S_{AED1} is *smaller than* that of S_{AED2} ; or
3. if their respective A_H and A_C are both the same and the weighed size of the warm zone A_W of S_{AED1} is *larger than* that of S_{AED2} .

Should the two sets of AEDs have the same A_H , A_C , and A_W , then their rescue benefits are regarded the same.

Setup for the optimal AED deployment problem under consideration

In this study, we aimed to find a strategy for optimally deploying one or multiple AEDs along a long and narrow space, which can be mathematically modeled as a finite one-dimensional line segment. Such a model is suitable for real-life public spaces such as trains, platforms in train stations, tunnels, etc. The following assumptions are made:

Assumption 1. The geometric conditions of the space under consideration are uniform, and the AEDs can be transported along the space at a constant speed.

Assumption 2. The probabilities for an OHCA event to occur at any two points in the space under consideration are identical.

The first assumption allows the hot, cold, and warm zones of an AED to be characterized by the distance to the AED, which, although simplifying, is reasonable when the space under consideration is

143 of small to moderate size. The second assumption is reasonable when the space under consideration is
144 public, and there is no reason to expect that a particular population with high OHCA risks would be
145 present at specific locations. Note that by the second assumption, the “weighted sizes” of the hot and
146 cold zones become the “actual sizes”, and the size of the warm zone becomes only inversely time-scaled.
147 As an illustration, consider the spaces depicted in Fig. 1, where we assume it takes one minute to move
148 through one unit area. Comparing the weighted sizes of the hot, cold, and warm zones, the two AEDs in
149 Fig. 1A have the same rescue benefit, while the two sets of AEDs in Fig. 1B do not.

150 According to their accessibility, we consider three types of AEDs: fixed, summonable, and patrolling
151 (subsequently denoted by F-type, S-type, and P-type, respectively).

- 152 • A fixed AED is an AED placed in a fixed location.
- 153 • A summonable AED is an AED placed in a location with a person on call to deliver the AED when
154 receiving requests. We assume that the time delay between the occurrence of an OHCA and a
155 summonable AED responding to the event is negligible.
- 156 • A patrolling AED is an AED carried by a person moving over a designated area periodically, who
157 can deliver the AED when receiving requests.

158 Examples of summonable AEDs and patrolling AEDs are not uncommon. AEDs in the dining car of a
159 train where someone can respond to a call to deliver the AEDs are summonable. AEDs carried by a
160 person, such as a conductor or a service attendant walking through a train, become patrolling. The
161 accessibility of these three types of AEDs drastically changes their corresponding A_H , A_C , and A_W .
162 Clearly, the A_H and A_W of a summonable AED are twice as large as those of a fixed AED. This is because
163 a summonable AED is delivered on call, and therefore, the time for retrieving a summonable AED is
164 half as much as that of a fixed AED at the same location. For a patrolling AED, the corresponding A_H ,
165 A_C , and A_W are evaluated as the average of those corresponding to a summonable AED placed in every
166 area in the region it patrols. See Fig. 2 for an illustration of the hot, cold, and warm zones of these three
167 types of AEDs.

168 Rules for optimally deploying the AEDs are given in the next section. The rules were derived

169 mathematically and numerically verified by computer programs. The numerical verification is
170 performed based on dividing the one-dimensional space of interest into a collection of finite unit areas
171 and searching through all possible deployments to determine the optimal deployments, which are
172 determined by comparing the rescue benefits as discussed previously. To accommodate the numerical
173 computation and all practical purposes regarding the applications we have in mind, we consider up to
174 five AEDs in our numerical verifications, with only one patrolling AED. We assume that the patrolling
175 AED moves through the whole space.

177 Results

178 The rules for optimally deploying the AEDs are presented here. The rules are given for one, two, and
179 multiple (up to five) AEDs of the three types discussed in the previous section.

180 Optimal deployment strategy for one AED

181 Given a finite one-dimensional space, a fixed AED would provide the best rescue benefit if its hot
182 and warm zones are fully contained in the space, as this would result in its cold zone being minimized.
183 Furthermore, two fixed AEDs would have the same rescue benefit if their respective hot zones and warm
184 zones are fully contained in the space. Finally, as illustrated in Fig. 2C, placing a fixed AED toward
185 either side of the finite space may result in parts of its hot and warm zones falling outside the space and
186 thus enlarging the cold zone. Following these arguments, the optimal AED location is in *the center* of
187 the space. The worst AED locations are the two end points. The same arguments are also applied to a
188 summonable AED.

189 Moreover, as the A_H and A_W of a summonable AED are twice as large as those of a fixed AED and
190 placing an AED at the end of the space would reduce its A_H and A_W by half, one concludes that placing
191 a summonable AED at the worst location would still have the same rescue benefit as a fixed AED at its
192 optimal location. Therefore, the benefit of a summonable AED is always larger than or equal to that of
193 a fixed AED.

194 For AED patrolling throughout the whole space, its instantaneous benefit decreases as it moves toward

195 the end point. Since the effective A_H and A_W of a patrolling AED is calculated in the averaged sense, as
196 illustrated in Fig. 2B, the benefit of a patrolling AED is between the best and the worst rescue benefit
197 that a summonable AED can provide.

198 **Optimal deployment strategy for two AEDs.**

199 When there are two AEDs, the benefit is maximized if the hot and warm zones of one AED do not
200 intersect with their counterparts of the other AED; as in this case, the combined hot zone is maximized
201 and the combined cold zone is minimized. Because placing an AED toward the "center" is potentially
202 better, an optimal deployment strategy for two non-patrolling AEDs can be derived as follows: divide
203 the whole space into two segments according to the ratio of the weighted sizes of the individual hot
204 zones and place the AEDs at the respective centers of these segments. In the case of two fixed AEDs or
205 two summonable AEDs, the space is to be divided into two equal segments. In the case of one fixed
206 AED and one summonable AED, the space is divided into two segments, of which the ratio of the lengths
207 is 1-to-2. See Fig. 3A for an illustration.

208 When one of the AEDs is patrolling throughout the space, the optimal location to place the non-
209 patrolling AED is somewhat different from the "centering" strategy. The optimal location for placing
210 the non-patrolling AED is near one of the end points of the space. Specifically, the fixed or summonable
211 AED should be placed as close to the end point as possible, such that its hot zone is entirely within the
212 space with its edge coinciding with the edge of the space. See Fig. 3B for an illustration.

213 **Optimal deployment strategy for multiple (three or more) AEDs.**

214 The idea developed in the previous sections can be generalized for optimal deployment of three or
215 more AEDs. The general rules are given as follows.

- 216 • (Rule NP) In the case of no patrolling AED, the total space is divided into the sum of n_F shorter
217 equal-length segments and n_S longer equal-length segments, with the length ratio of the longer to
218 shorter segments being 2-to-1, where n_F and n_S are the numbers of fixed AEDs and summonable
219 AEDs, respectively. Then, the fixed AEDs are placed at the center of the shorter segments, while
220 the summonable AEDs are at the center of the longer segments. See Fig. 4 for an illustration.

221 • (Rule WP) In the case of AEDs patrolling throughout the space, first choose two AEDs with the
 222 smallest individual hot zone and place them near the two ends of the space, such that the hot zones
 223 are entirely within the space and the edges of their hot zones coincide with the edges of the space.
 224 Then, follow Rule NP to place the remaining AEDs in the space excluding the two hot zones. Fig.
 225 5 illustrates the idea.

226 The optimality of these rules is verified numerically by computer programs for instances $(n_F, n_S) = (2, 1)$,
 227 $(1, 2)$, and $(2, 2)$, with or without a patrolling AED.

228 The rules are summarized in Table 1.

229 **Table 1. Summary of the optimal deployment of one, two, and three or more AEDs in a one-**
 230 **dimensional space.**

231

Number of AEDs	Type of AED	Deployment Rule for Maximizing Rescue Benefit
one	F-type	Place the AED at the center of the finite space.
	S-type	Place the AED at the center of the finite space.
	P-type	The AED constantly patrols the whole space.
two	F-type + F-type or S-type + S-type	Divide the finite space into two equal segments, and place one AED at the center of each segment, respectively.
	F-type + S-type	Divide the finite space into two segments by length ratio 1-to-2 and place the F-type AED at the center of the shorter segment, and the S-type AED at the center of the longer segment.
	F-type + P-type or S-type + P-type	Place the F-type or the S-type AED at one end of the space so that the edge of its hot zone coincides with the edge of the space. The P-type AED constantly patrols the whole space.
	P-type + P-type	The AEDs constantly patrol the whole space
three or more	F-type and/or S-type, no P-type	Divide the finite space into n_F shorter segments plus n_S longer segments, where n_F is the number of F-type AEDs and n_S is the number of S-type AEDs. The length ratio between the shorter and longer segments is 1-to-2. Then, place one F-type AED at the center of the shorter segment and one S-type AED at the center of longer segment.

	at least one P-type, together with either F-type and/or S-type	The P-type AED(s) constantly patrols the whole space. At each end of the space, place one F-type or S-type AED so that the edge of its hot zone coincides with the edge of the space. Finally, deploy the remaining F-type and S-type AEDs to the space excluding the two hot zones according to the rule stated above.
--	--	---

232

233 Discussion

234 Given several AEDs, to maximize the overall rescue benefit of these AEDs, evaluated by the weighted
235 size of their collective hot zones, one should deploy the AEDs such that the hot zone of one AED avoids
236 overlapping with those of the other AEDs as much as possible. This is the central principle behind all the
237 rules presented in the previous section. Note that the rules we presented are not the only way to maximize
238 the rescue benefit, but they are simple and easy to implement.

239 The results we derived are typically applicable to public spaces such as trains and tunnels. They are also
240 applicable to tall buildings when the vertical coverage of AEDs across stories is concerned. In such
241 scenarios, a tall building can be effectively viewed as a finite one-dimensional space.

242 Our results were derived under the assumption that the geometric conditions of the space under
243 consideration are uniform, that the patrolling AEDs periodically travel the whole space with constant speed,
244 and they are transported along the space with a constant speed. We also assumed that the probabilities for
245 an OHCA event to occur at any point in the space are identical. These simplifying assumptions, which are
246 realistic to some applications as explained, allowed us to mathematically derive simple rules for optimal
247 deployment. In cases where these assumptions do not hold, the methodology we proposed is still applicable
248 as long as relevant parameters are known for evaluating the weighted sizes of hot, cold, and warm zones of
249 the AEDs. The corresponding optimal deployment problem can still be solved numerically by well-
250 developed algorithms (20). Moreover, the methodology we proposed can be straightforwardly generalized
251 to accommodate two-dimensional problems, which are relevant to, for example, deployment of AEDs
252 across a metropolitan region, and three-dimensional problems, which are relevant to, for example,
253 deployment of AEDs in a commercial district with many skyscrapers where the vertical coverage of AEDs

254 is essential.

255

256 **Conclusions**

257 A methodology for assessing the rescue benefit of deployed AEDs was proposed, and deployment
258 strategies for maximizing the rescue benefit of the AEDs along a long and narrow space were derived. The
259 strategies are simple and readily implementable. Our methodology can easily be generalized to search for
260 optimal deployment of AEDs in planar areas or three-dimensional spaces.

261

262 **Acknowledgements**

263 This study was funded by the Taiwan Ministry of Science and Technology (Grant numbers: MOST 105-
264 2314-B-006-069, MOST 106-2314-B-006-003, MOST 107-2314-B-006-003, and MOST 109-2221-E-110-
265 031).

266

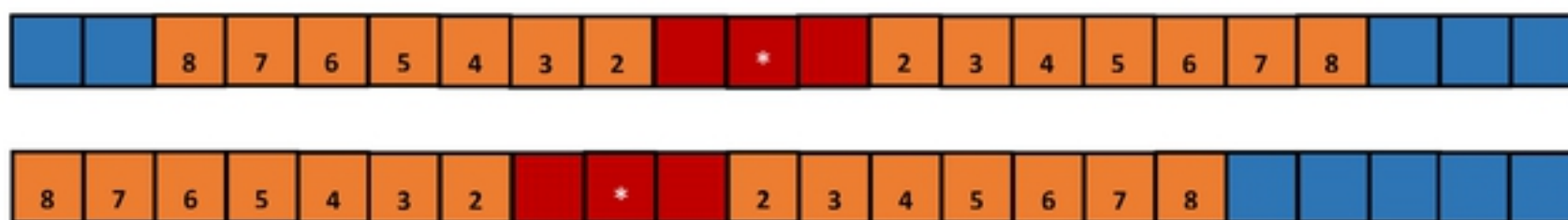
267 References

- 268 1. Kobayashi D, Sado J, Kiyohara K, Kitamura T, Kiguchi T, Nishiyama C, et al. Public location and
269 survival from out-of-hospital cardiac arrest in the public-access defibrillation era in Japan. *Journal of*
270 *cardiology*. 2020;75(1):97-104.
- 271 2. Wong CX, Brown A, Lau DH, Chugh SS, Albert CM, Kalman JM, et al. Epidemiology of sudden
272 cardiac death: global and regional perspectives. *Heart, Lung and Circulation*. 2019;28(1):6-14.
- 273 3. Lopshire JC, Zipes DP. Sudden cardiac death: better understanding of risks, mechanisms, and
274 treatment. *Am Heart Assoc*; 2006.
- 275 4. Paratz ED, Rowsell L, Zentner D, Parsons S, Morgan N, Thompson T, et al. Cardiac arrest and
276 sudden cardiac death registries: a systematic review of global coverage. *Open heart*. 2020;7(1).
- 277 5. Lin C-H, Ng YY, Chiang W-C, Karim SA, Do Shin S, Tanaka H, et al. Variation of current protocols
278 for managing out-of-hospital cardiac arrest in prehospital settings among Asian countries. *Journal of the*
279 *Formosan Medical Association*. 2016;115(8):628-38.
- 280 6. Nichol G, Thomas E, Callaway CW, Hedges J, Powell JL, Aufderheide TP, et al. Regional variation
281 in out-of-hospital cardiac arrest incidence and outcome. *Jama*. 2008;300(12):1423-31.
- 282 7. Benjamin EJ, Blaha MJ, Chiuve SE, Cushman M, Das SR, Deo R, et al. Heart disease and stroke
283 statistics—2017 update: a report from the American Heart Association. *circulation*. 2017;135(10):e146-
284 e603.
- 285 8. Fishman GI, Chugh SS, DiMarco JP, Albert CM, Anderson ME, Bonow RO, et al. Sudden cardiac
286 death prediction and prevention: report from a National Heart, Lung, and Blood Institute and Heart
287 Rhythm Society Workshop. *Circulation*. 2010;122(22):2335-48.
- 288 9. Weisfeldt ML, Sitlani CM, Ornato JP, Rea T, Aufderheide TP, Davis D, et al. Survival after
289 application of automatic external defibrillators before arrival of the emergency medical system:
290 evaluation in the resuscitation outcomes consortium population of 21 million. *Journal of the American*
291 *College of Cardiology*. 2010;55(16):1713-20.
- 292 10. Hallstrom AP, Ornato JP, Weisfeldt M, Travers A, Christenson J, McBurnie MA, et al. Public-access
293 defibrillation and survival after out-of-hospital cardiac arrest. *N Engl J Med*. 2004;351(7):637-46.
- 294 11. Culley LL, Rea TD, Murray JA, Welles B, Fahrenbruch CE, Olsufka M, et al. Public access
295 defibrillation in out-of-hospital cardiac arrest: a community-based study. *Circulation*.
296 2004;109(15):1859-63.
- 297 12. Murakami Y, Iwami T, Kitamura T, Nishiyama C, Nishiuchi T, Hayashi Y, et al. Outcomes of
298 out-of-hospital cardiac arrest by public location in the public-access defibrillation era. *Journal of the*
299 *American Heart Association*. 2014;3(2):e000533.
- 300 13. Nakashima T, Noguchi T, Tahara Y, Nishimura K, Yasuda S, Onozuka D, et al. Public-access
301 defibrillation and neurological outcomes in patients with out-of-hospital cardiac arrest in Japan: a
302 population-based cohort study. *The Lancet*. 2019;394(10216):2255-62.
- 303 14. Sondergaard KB, Hansen SM, Pallisgaard JL, Gerds TA, Wissenberg M, Karlsson L, et al. Out-of-

- 304 hospital cardiac arrest: Probability of bystander defibrillation relative to distance to nearest automated
305 external defibrillator. *Resuscitation*. 2018;124:138-44.
- 306 15. Chan TC, Li H, Lebovic G, Tang SK, Chan JY, Cheng HC, et al. Identifying locations for public access
307 defibrillators using mathematical optimization. *Circulation*. 2013;127(17):1801-9.
- 308 16. Huang C-Y, Wen T-H. Optimal installation locations for automated external defibrillators in Taipei
309 7-Eleven stores: using GIS and a genetic algorithm with a new stirring operator. *Computational and*
310 *mathematical methods in medicine*. 2014;2014.
- 311 17. Siddiq AA, Brooks SC, Chan TC. Modeling the impact of public access defibrillator range on public
312 location cardiac arrest coverage. *Resuscitation*. 2013;84(7):904-9.
- 313 18. Srinivasan S, Salerno J, Hajari H, Weiss LS, Salcido DD. Modeling a novel hypothetical use of
314 postal collection boxes as automated external defibrillator access points. *Resuscitation*. 2017;120:26-30.
- 315 19. Tierney NJ, Reinhold HJ, Mira A, Weiser M, Burkart R, Benvenuti C, et al. Novel relocation
316 methods for automatic external defibrillator improve out-of-hospital cardiac arrest coverage under
317 limited resources. *Resuscitation*. 2018;125:83-9.
- 318 20. Lee C-T, Lee Y-C, Chen AY. In-building automated external defibrillator location planning and
319 assessment through building information models. *Automation in Construction*. 2019;106:102883.
- 320

Figure 1

(Fig. 1A)



(Fig. 1B)

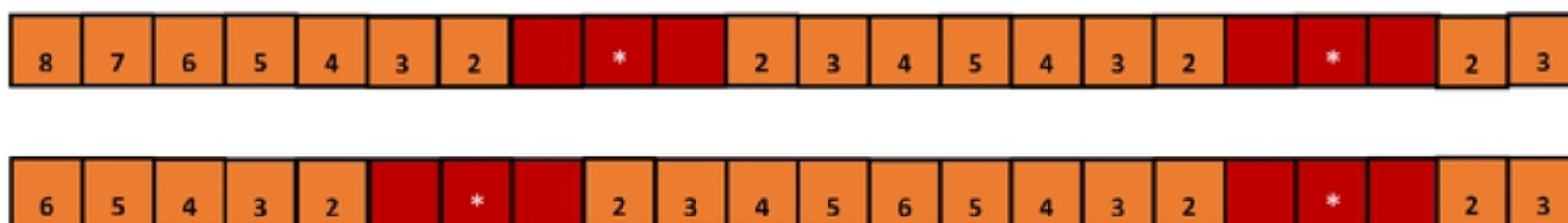


Figure 1: Illustration of weighted sizes of the hot, warm, and cold zones of one AED and two AEDs. (Fig. 1A, top) An AED is placed at the 11th square from the left. The hot, warm, and cold zones are colored red, orange, and blue, respectively. For this example, the weighted sizes are $A_H = 3$, $A_C = 5$, and $A_W = 2 \left(\frac{1}{2} + \frac{1}{3} + \dots + \frac{1}{8} \right) = \frac{481}{140}$.

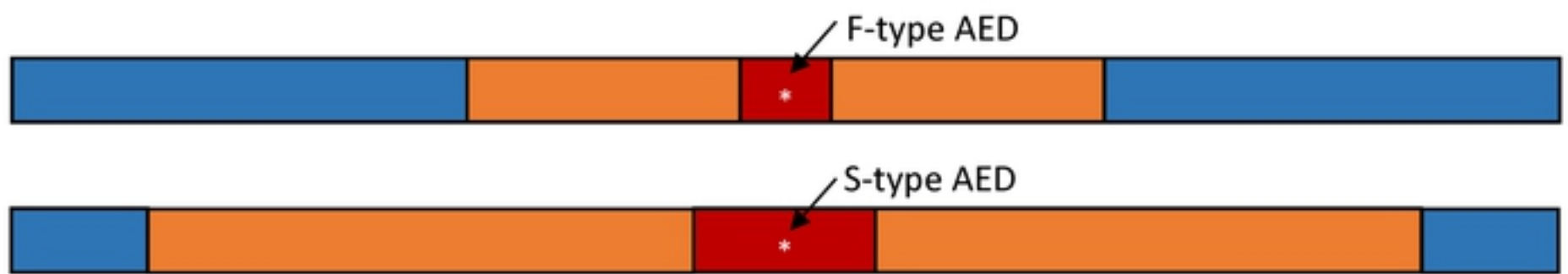
(Fig. 1A, bottom) If we place the AED at the 9th square, the weighted sizes of hot, warm, and cold zones remain the same. The rescue benefit of this location is the same as that of the previous one.

(Fig. 1B, top) An AED is placed at the 9th square from the left, and another AED is placed at the 4th square from the right. The hot and warm zones are colored red and orange, respectively. For this example, there is no cold zone, and the weighted sizes of the hot and warm zones are $A_H = 6$ and $A_W = \frac{4131}{840}$.

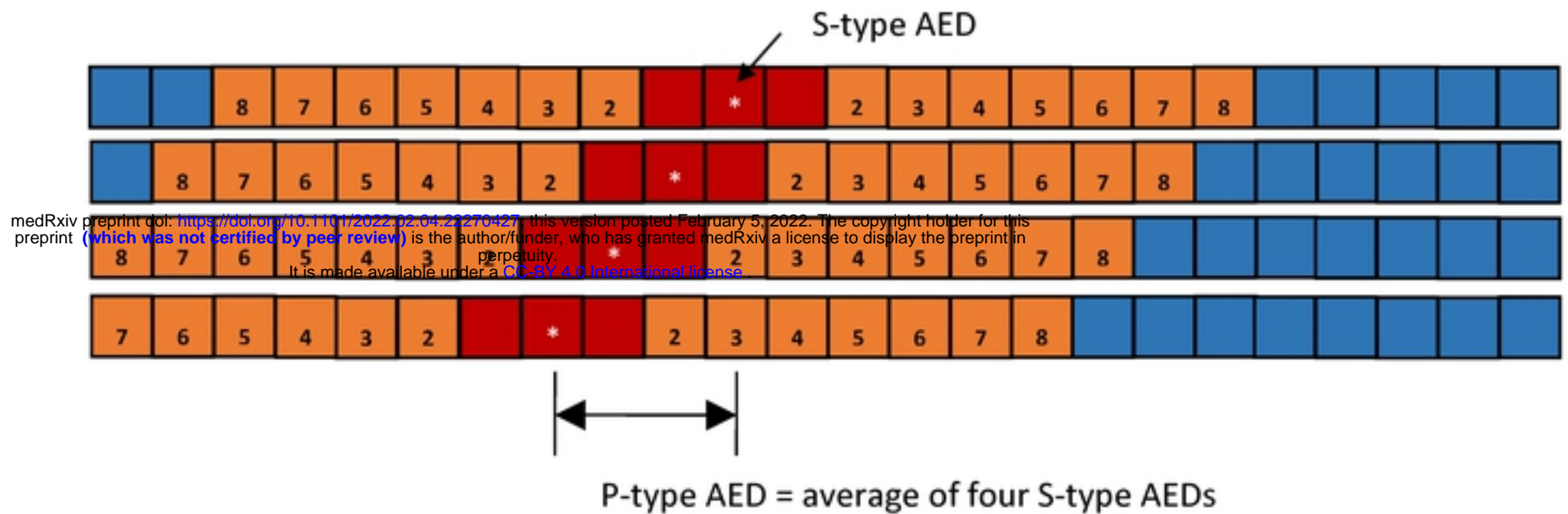
(Fig. 1B, bottom) If we move the left AED to the 7th square, the weighted sizes of hot and warm zones become different, with $A_H = 6$ and $A_W = \frac{4439}{840}$. Therefore, moving the AEDs to the 7th square results in a better rescue benefit.

Figure 2

(Fig. 2A)



(Fig. 2B)



(Fig. 2C)

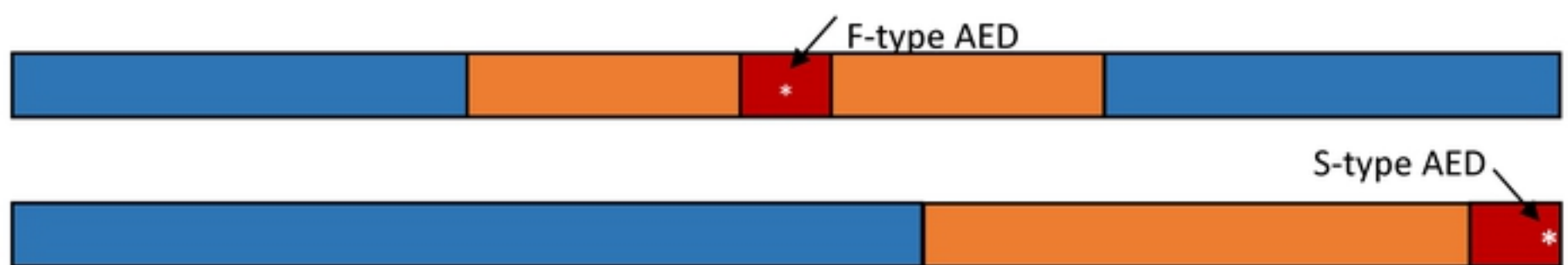


Figure 2: Illustration of the three types of AEDs: fixed, summonable, and patrolling.

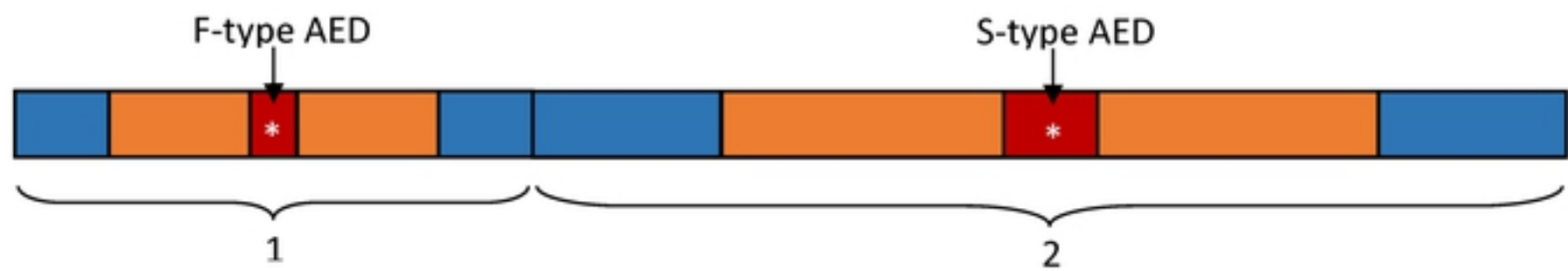
(Fig. 2A) The hot, warm, and cold zones of fixed (F-type) AEDs and summonable (S-type) AEDs. The weighted sizes of the hot and warm zones (A_H and A_W , respectively) of an S-type AED are twice as large as their counterparts of an F-type AED. As such, the cold zone of an S-type AED is smaller than that of an F-type AED in the same confined space.

(Fig. 2B) The weighted sizes of the hot, warm, and cold zones of a patrolling (P-type) AED. Assume that the P-type AED is patrolling between the 8th and 11th (from the left) squares. The weighted sizes A_H , A_C , and A_W of this P-type AED are the averages of those corresponding to the four S-type AEDs placed at the 8th to 11th squares, respectively.

(Fig. 2C) The A_H and A_W of an S-type AED are twice as large as those of an F-type AED. Thus, even when an S-type AED is placed at the least optimal position where its A_H and A_W are halved, the rescue benefit it provides is still the same as that of an F-type AED placed at the optimal position.

Figure 3

(Fig. 3A)



(Fig. 3B)

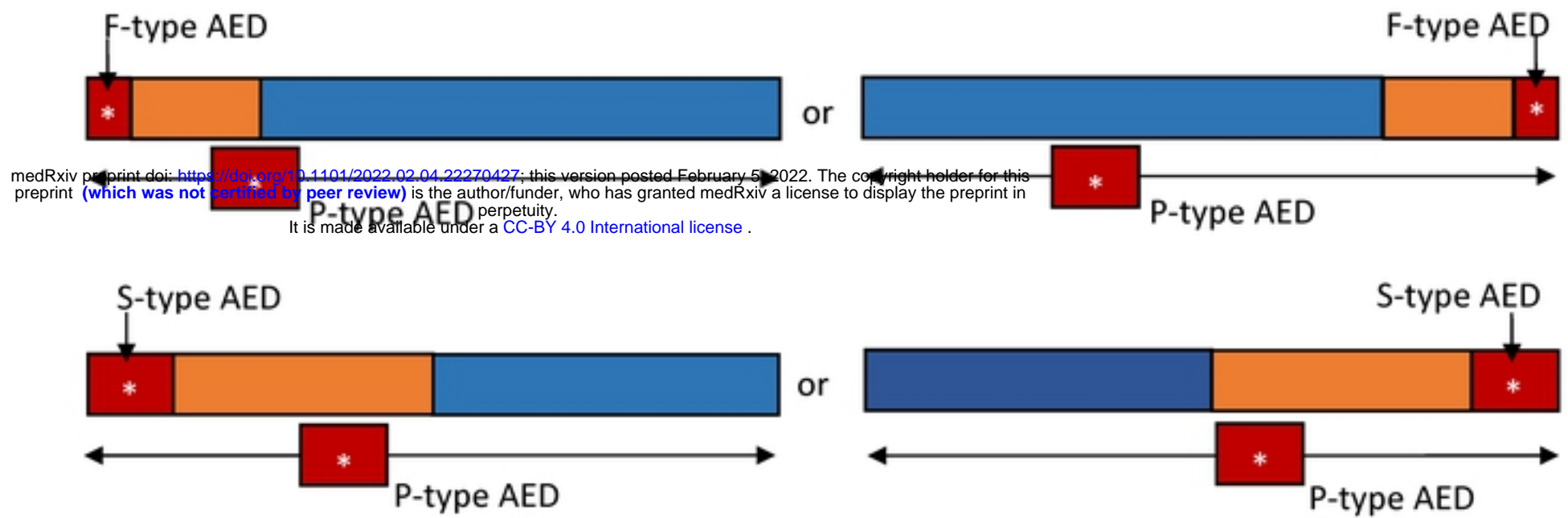


Figure 3: Illustration of the optimal deployment for two AEDs.

(Fig. 3A) One F-type and one S-type AED. In this case, one should divide the confined space into two parts with a 1-to-2 length ratio. The F-type AED is placed at the center of the shorter part, and the S-type AED is placed at the center of the longer part.

(Fig. 3B) One P-type AED and one F-type or S-type AED. In this case, the F-type or S-type AED is placed toward one of the end locations with its hot zone entirely contained in the confined space. The P-type AED patrols the entire space.

Figure 4

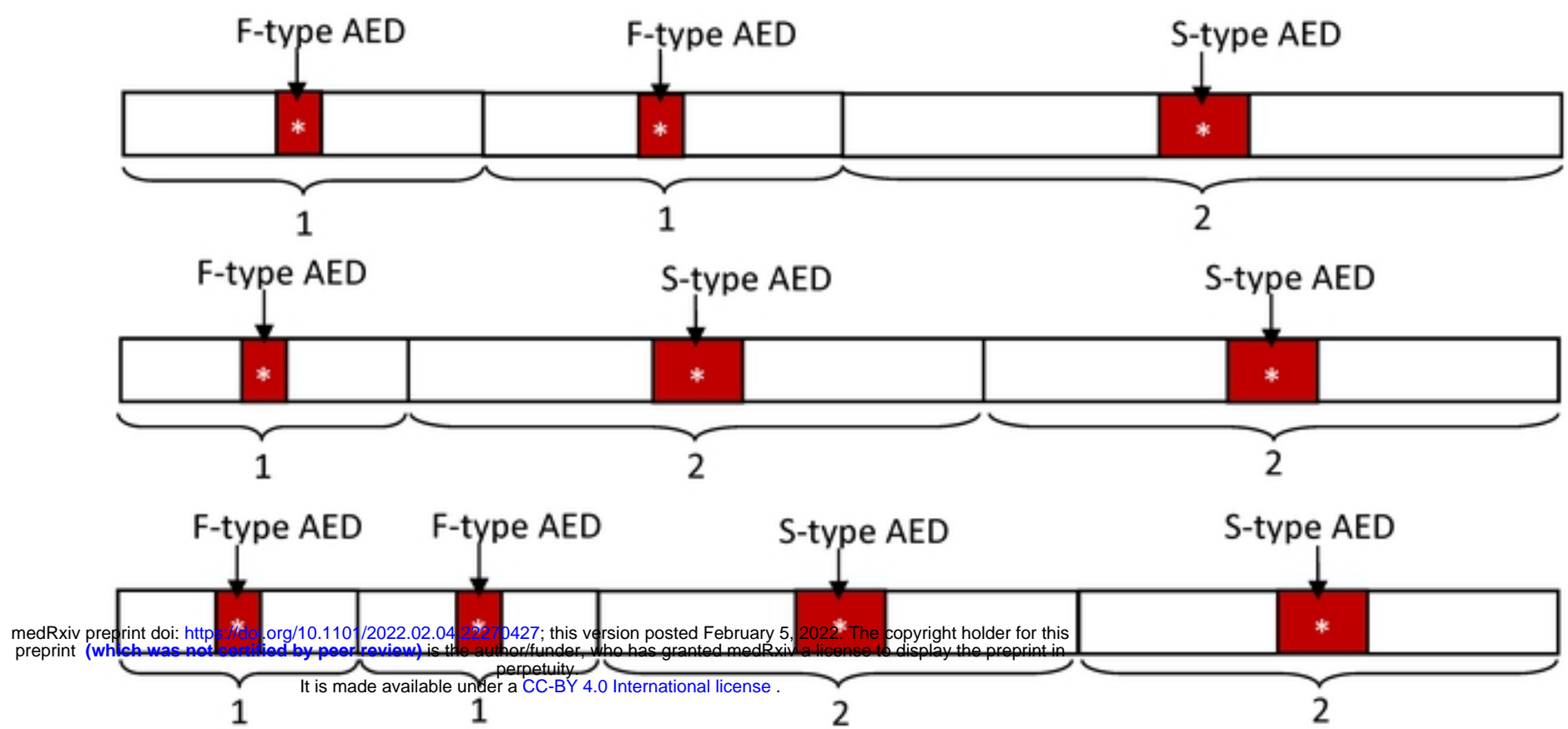


Figure 4: Illustration of optimal deployment for multiple AEDs.

n_F F-type AEDs and n_S S-type AEDs, where $(n_F, n_S) = (2, 1)$, $(1, 2)$, and $(2, 2)$. Here we only indicate the hot zones of each AEDs. In the case of $(n_F, n_S) = (2, 1)$, the confined space is divided into three parts with a 1-to-1-to-2 length ratio. The F-type AEDs are placed at the centers of the shorter parts, and S-type AEDs are the longer parts. Similarly, in the case of $(n_F, n_S) = (1, 2)$, the confined space is divided into three parts with a 1-to-2-to-2 length ratio. In the case of $(n_F, n_S) = (2, 2)$, four parts are needed with a length ratio of 1-to-1-to-2-to-2.

Figure 5

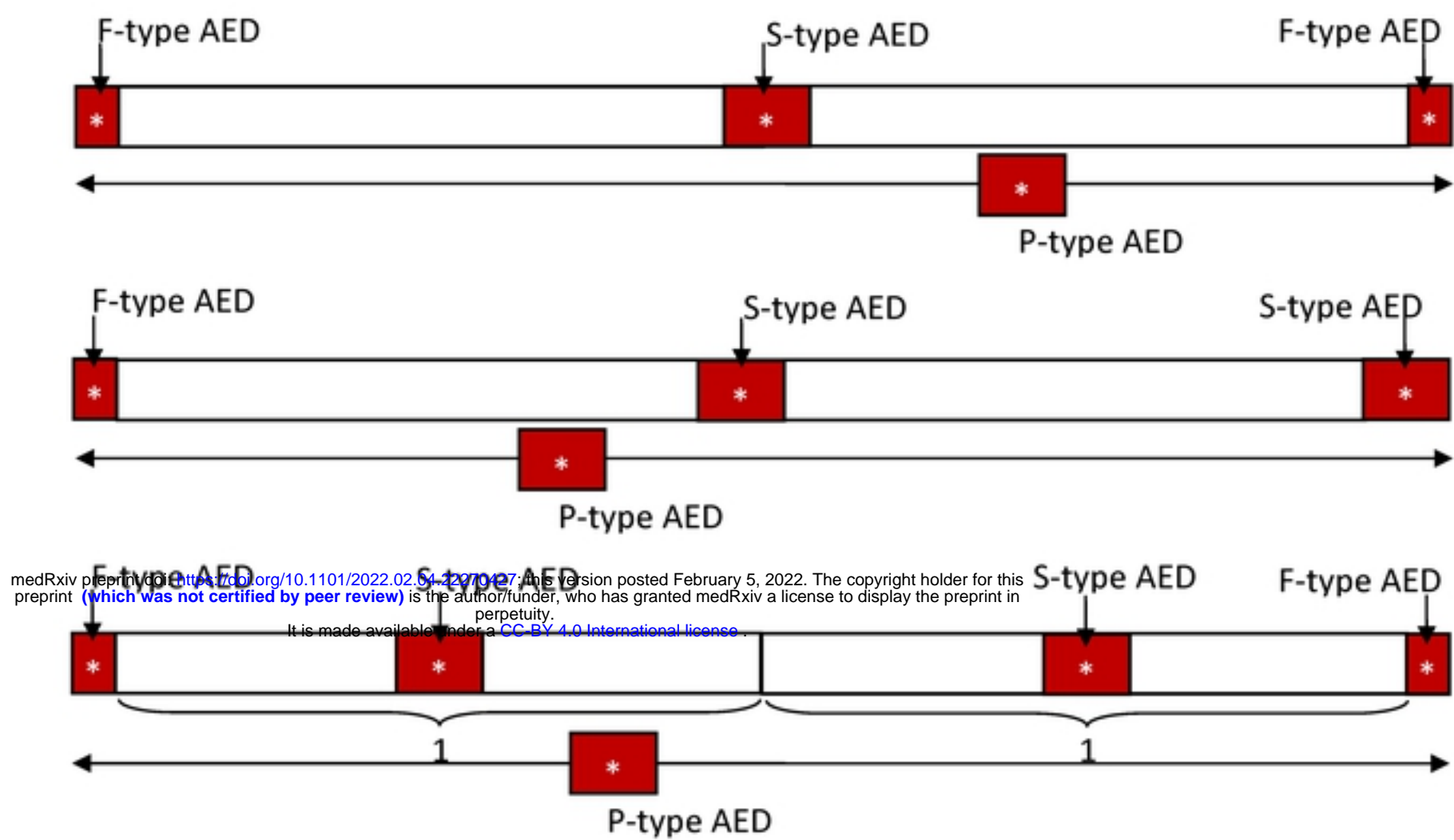


Figure 5: Illustration of optimal deployment for multiple AEDs.

n_F F-type AEDs and n_S S-type AEDs with one patrolling (P-type) AED, where $(n_F, n_S) = (2, 1)$, $(1, 2)$, and $(2, 2)$. Again, here, we only indicate the hot zones of each AED. With a P-type AED, we need to place two AEDs toward the two end locations with their hot zones entirely contained in the confined space. In the case of $(n_F, n_S) = (2, 1)$, the two F-type AEDs are placed toward the end locations, and the S-type AED is placed at the center of the remaining space. In the case of $(n_F, n_S) = (1, 2)$, we place one F-type AED and one S-type AED toward the end locations and one S-type AED at the center of the remaining space. In the case of $(n_F, n_S) = (2, 2)$, again, we place two F-type AEDs toward the end locations. The remaining space is then divided into two parts with a 1-to-1 length ratio. The two S-type AEDs are then placed at the center of these two parts.