

1 Private Equity Acquisition in Ophthalmology and Optometry: A Time Series Analysis of the
2 Pre-COVID, COVID Pre-Vaccine, and COVID Post-Vaccine Eras

3
4 Sachi A. Patil, BA¹, Daniel G. Vail, MD², Jacob T. Cox MD MPhil³, Evan M. Chen MD⁴,
5 Prithvi Mruthyunjaya MD MHS⁵, James C. Tsai MD MBA², Ravi Parikh, MD MPH^{1,6}

6
7 1 Department of Ophthalmology New York University Grossman School of Medicine 550 1st
8 Ave., New York, NY 10016

9
10 2 Department of Ophthalmology, Icahn School of Medicine at Mount Sinai, New York Eye and
11 Ear Infirmary of Mount Sinai, 310 E 14th St, New York, NY 10003

12
13 3 Department of Ophthalmology, Massachusetts Eye and Ear, 243 Charles St, Boston, MA
14 02114

15
16 4 Department of Ophthalmology, University of California San Francisco, 400 Parnassus Ave
17 Sixth Floor San Francisco, CA

18
19 5 Byers Eye Institute, Department of Ophthalmology, Stanford University School of Medicine,
20 2452 Watson Ct, Palo Alto, CA 94303

21
22 6 Manhattan Retina and Eye Consultants, 67 E 78th St Unit 1C, New York, NY 10075
23 (212) 744-2513

24
25 Corresponding author:

26 Ravi Parikh, MD MPH
27 Rap120@mail.harvard.edu
28 67 E 78th St Unit 1C, New York, NY 10075
29 (212) 744-2513

30
31 Funding: No funding was available for this research

32 Conflict of Interest/Financial disclosures

33 Sachi A. Patil: No financial disclosures

34 Daniel G. Vail: No financial disclosures

35 Jacob T. Cox: No financial disclosures.

36 Evan M. Chen: No financial disclosures

37 Prithvi Mruthyunjaya: No financial disclosures

38 James C. Tsai, MD, MBA: Financial Disclosures: Consultant for Eyenovia, ReNetX Bio,

39 Smartlens

40 Ravi Parikh: Financial disclosures: Consultant fees for Anthem, blue cross blue shield

41

42

43

44

45

46

47

48

49

50

51

52

53

54

55

56

57

58

59

60

61 Abstract

62 Objective: To identify temporal and geographic trends in private equity (PE) backed acquisitions
63 of ophthalmology and optometry practices in the United States from 2012 to 2021.

64 Design: Cross-sectional time series analysis using acquisition data from 10/21/2019 to 9/1/2021
65 compared to previously published data from 1/1/2012-10/20/2019. Acquisition data was
66 compiled from 6 financial databases, 5 industry news outlets, and publicly available press
67 releases. Linear regression models were used to compare rates of acquisition.

68 Subjects: 245 PE acquisitions of ophthalmology and optometry practices in the United States
69 between 10/21/2019 and 9/1/2021.

70 Measures: Number of total acquisitions, practice type, locations, provider details, and geographic
71 footprint.

72 Results: 245 practices associated with 614 clinical locations and 948 ophthalmologists or
73 optometrists were acquired by 30 PE-backed platform companies. 18 of 30 platform companies
74 were new compared to our prior study. Of these acquisitions from 10/21/2019 - 9/1/2021, 127,
75 29, and 89 were comprehensive, retina, and optometry practices, respectively. From 2012 to
76 2021, monthly acquisitions increased by 0.947 acquisitions per year ($p < 0.001^*$). Texas, Florida,
77 Michigan, and New Jersey were the states with the greatest number of PE acquisitions with 55,
78 48, 29, 28 clinic acquisitions, respectively. Average monthly PE acquisitions were 5.71 per
79 month from 1/1/2019 - 2/29/2020 (pre-COVID), 5.30 per month 3/1/2020-12/31/2020 (COVID
80 pre-vaccine, $p = 0.8072$), and were 8.78/month 1/1/2021-9/1/2021 (COVID post-vaccine,
81 $p = 0.1971$).

82

83 Conclusion: PE acquisitions increased from 2012-2021 as companies continue to utilize both

84 regionally focused and multi-state models of add-on acquisitions.

85

86

87 Key Words: private equity, finance, ophthalmology, optometry, business trends, market trends

88

89

90

91

92

93

94

95

96

97

98

99

100

101

102

103

104

105 Introduction

106 Private equity (PE) investment is a major driving force in healthcare today, offering
107 consolidation and the ability to scale up independent practices to compete in a dynamic market.
108 For example, one recent study found that in Maryland and New Jersey, more than 25% of
109 urologists were employed by a private equity backed platform company[1]. However, recent
110 trend of private equity (PE) backed consolidation in ophthalmology and the healthcare system as
111 a whole continues to raise concerns regarding patient care, physician autonomy, and overall
112 health system costs[2, 3]. In the typical PE model, firms invest into an ophthalmic management
113 group, or platform company, which provides streamlined operational efficiency, revenue
114 enhancement, and increased market share [4]. Subsequently, there is an anticipated return on
115 investment within three to six years through recapitalization. PE continues to affect practices in
116 many subspecialties including radiology, dermatology, gastroenterology, and others as they
117 continue to expand their presence[2, 5, 6].

118 We have previously reported on the rapid increase in private equity investments within
119 the field of ophthalmology and optometry from 2012 through much of 2019 as well as the
120 recapitalization of some of those platform companies [7]. Ophthalmology remains lucrative for
121 the private investment model for several reasons. Firstly, there is a very defined referral path
122 through which the business of the ophthalmologist is clearly defined[8]. Further, high procedure
123 volume with numerous patients, unique pay structures, and an aging population with heavy
124 demand for ophthalmic care creates an ideal market for business growth. Even further,
125 ophthalmologic clinics may potentially have lucrative cash-pay procedures (e.g., cosmetic
126 injections or premium intraocular lenses)[9]. Private equity (PE) investment provides an

127 attractive alternative to hospital-physician alignment, and many specialties have seen a recent
128 rise in PE-driven establishment of consolidated platform companies.

129 COVID-19 has had a dramatic impact on healthcare operations in the outpatient setting
130 with some studies noting ophthalmology had the highest drop in outpatient volume[10]. To
131 prepare for the influx of infected persons, health care facilities largely rescheduled elective or
132 less urgent health care procedures[11]. Given reduced revenue in the setting of the pandemic,
133 there have been furloughs, salary reductions, and loss of benefits for health care workers[12]. On
134 one hand, this loss of revenue may make PE acquisitions slow as the return on investment (ROI)
135 could potentially be less than previously expected. However, the financial pressure on physicians
136 and clinics may also lead to easier acquisition of newly distressed assets. Further, the economic
137 policy of low interest rates since the pandemic began would allow highly capitalized PE firms to
138 more easily obtain financing and expand their footprint[13]. Researchers have speculated that
139 private equity investment model, which mitigates physicians' personal risk, would be an enticing
140 prospect for healthcare institutions wishing to protect themselves from economic downfall [14].
141 Anecdotally, physicians in practice have noted a desire to use PE as a lucrative exit from the
142 burdensome tasks of administering their own practices and focusing solely on patient care but
143 employees with limited to no operational control [8].

144 Therefore, the objective of this study was to assess rates and geographic trends of PE
145 acquisitions of ophthalmology and optometry practices in the United States over the last decade.

146

147

148

149

150 Methods

151 *Identification of Private Equity Backed Acquisitions*

152 We described the temporal and geographic trends in PE development of platform
153 companies and add-on acquisitions. Of note, the data from January 1st, 2012 to October 20th,
154 2019 was previously published by our group[7]. We chose to include this data to provide context
155 and details about private equity over the last decade in the United States. We also characterized
156 PE-acquired practices including description of clinical locations, providers, and presence of
157 ancillary services such as optical shops. Within the October 21st, 2019 to September 1st, 2021
158 time frame, there were several subdivisions of interest which were used to guide our analysis. On
159 March 11th, 2020, the World Health Organization declared the novel coronavirus a global
160 pandemic[15]. Thus, we compared the periods just prior to the COVID-19 pandemic to the
161 height of the COVID-19 pandemic before vaccinations, or until December 31st, 2020. We also
162 compared the period after COVID-19 vaccines were made available to American adults
163 (officially December 14th, 2020) and we estimated that this would not have had a sizeable effect
164 until January 2021[16].

165 Methods for identification and inclusion of private equity backed acquisitions have been
166 described elsewhere[7]. In summary, after the initial investment of creation of a platform
167 company or acquisition of a platform practice group, the platform company will acquire
168 additional practices. We sought to identify and characterize these acquisitions as well as the
169 creation of platform companies, when possible. Financial databases were searched for
170 acquisitions between October 21st, 2019 and September 1st, 2021. Acquisitions were excluded
171 from this study if the acquisition was of a biotechnology or pharmaceutical company and if the
172 acquired practice had provided services for multiple medical specialties. Transactions involving

173 bankruptcy of the acquired practice or with no identifiable buyer were also excluded. From each
174 acquisition, we collected the following characteristics: name, number of clinical locations,
175 addresses of clinic locations, when possible, number of providers, number of optical shops, and
176 number of practice-owned surgical centers. This study received approval from the Institutional
177 Review Board of Yale University and is compliant with the tenets of the Declaration of Helsinki.

178 Clinical sites were defined as all practice locations with at least 1 ophthalmologist or
179 optometrist providing clinical care that were not surgical centers, vision rehabilitation centers, or
180 optical shops. A surgical center was defined as any practice location capable of performing laser
181 refractive, cataract, or retinal surgery procedures. Surgical centers also included dedicated
182 ambulatory surgery centers owned by the practice. To capture the data most accurately at time of
183 acquisition, we used information from press releases and web archives dated closest to the
184 transaction closure date. Of note, for certain acquisitions, if we were unable to specify the exact
185 locations of acquired practices, they were not included in the geographic map or used to calculate
186 totals by state. However, we did include these details in the number of total practices.

187 We identified the platform company, investing PE firm, and date of initial PE investment
188 for each platform. For platform company formations associated with multiple acquired practices,
189 each practice was counted as a separate acquisition. In cases where the transaction closure date
190 was unavailable, the date of the earliest report of the acquisition was used as a surrogate. If the
191 explicit formation of a platform company was not evident, we defined the first investment of a
192 PE firm in an eye care practice or previous eye care management group as the formation of a
193 platform. We also stratified each acquisition into 3 primary practice specialties: comprehensive,
194 optometry, or retina, depending on many services provided within the practice. Descriptive data
195 of platform companies were reported with means, medians, ranges, and standard deviations.

196 *Platform Financing*

197 For all platform companies in this study, we identified PE investment information from
198 the following databases: Capital IQ, CB Insights, Thomson ONE, and Pitchbook[17-20]. We
199 recorded all PE investors when available, though some were unable to be located or were kept
200 private due to non-disclosure agreements. Companies providing debt refinancing were not
201 reported as investors.

202

203 *Geographic Acquisition Trends*

204 We identified the addresses of all clinical locations associated with acquisitions through
205 press releases and web archives of practice websites immediately before the date of acquisition.
206 Addresses were utilized to create a geographic map in GraphPad Prism software version 8
207 (GraphPad Software, San Diego, CA).

208

209 *Rate of Clinic Acquisition Analyses*

210 Mean number of acquisitions per month were compared using two-tailed unpaired t-tests.
211 We specified a linear regression model of time series data with robust standard errors including
212 data from the previously published study, from January 1st, 2012 to September 1st, 2021. We
213 created a graph of acquisitions for the entire data set after calculating a three-month average
214 number of clinics acquired. Three months was chosen to control for variance in month-to-month
215 data. P values of <0.05 were considered statistically significant.

216

217 **Results**

218 *Description of Acquisitions*

219 An estimated total of 245 practices associated with 614 clinical locations and 948
220 ophthalmologists or optometrists were acquired by 30 PE-backed platform companies (Table 1).
221 Among acquisitions of ophthalmology practices, 23 platform companies acquired 156 practices
222 associated with 510 clinical locations, 548 ophthalmologists, and 243 optometrists. The median
223 (range, SD) number of ophthalmologists and optometrists associated with each ophthalmology
224 acquisition was 3 (0-50, 7.0) and 1 (0-25, 4.1). Each practice was associated with a median of 2
225 (1-95, 10.6) clinical locations, 0 (0-2, 0.6) surgical centers, 0(0-7, 1.2) optical shops.

226 Seven platform companies acquired 89 optometry practices associated with 104 clinical
227 locations, 10 ophthalmologists, 147 optometrists. Each practice was associated with a median of
228 1 (1-19, 3.2) clinical locations, 0(0-1, 0.15) surgical centers and 1 (0-5, 1.2) optical shops.

229

230 *Acquisition Trends*

231 The three-month moving average of practice acquisition increased from 2012-2021
232 (Figure 1). From 2012 to 2021, on average, monthly acquisitions increased by 0.947/year
233 ($p<0.001^*$). During the period from 3/1/2020-12/31/2020 (COVID pre-vaccine), acquisitions
234 decreased by 1.291/month ($p=0.295$). From 1/1/2021-9/1/2021 (COVID post, the period
235 following introduction of the COVID19 vaccine, acquisitions increased by 2.531/month
236 ($p=0.091$). The absolute number of monthly acquisitions increased from 2012-2021, with a
237 decline in the absolute number of acquisitions in 2020 and subsequent increase in 2021 (Figure
238 2).

239

240 The average number of acquisitions per month from 1/1/2019-2/29/2020 (pre-COVID)
241 and 1/1/2021-9/1/2021 (COVID post-vaccine) were 5.71/month and 8.78/month ($p=0.1971$).

242 Average monthly acquisitions from 3/1/2020-12/31/2020 (COVID pre-vaccine) were
243 5.30/month, similar to that from 1/1/2019 – 2/29/2020 at 5.71/month (pre-COVID) ($p=0.8072$).

244

245 *Financing Status of Platform Companies*

246 One platform company was recapitalized during this time frame, Quigley Eye Specialists,
247 by New Harbor Capital in 2020.

248 *Geographic Acquisitions*

249 Over the last decade, certain large platform companies with geographic footholds utilized
250 add on acquisitions to expand pre-existing large groups of practices (Figure 3). Texas, Florida,
251 Michigan, New Jersey had larger numbers of acquisitions 55, 48, 29, 28 clinic acquisitions,
252 respectively. Of note, these geographic totals do not include practices for which publicly
253 available information on the clinics acquired could not be found, including AEG vision (50
254 practices in multiple locations) and Keplr Vision (43 practices in multiple locations).

255

256 Discussion

257 This study's findings demonstrate sustained growth of PE backed acquisitions of
258 ophthalmology and optometry practices in recent years throughout the United States, clustered in
259 geographic areas. To characterize this trend, we captured private equity acquisitions of
260 ophthalmology, optometry, and mixed practices starting from 10/21/2019 - 9/1/2021 and
261 compared them to prior data from 1/1/2012 - 10/20/2019. We found that from 2012 to 2021, on
262 average, monthly acquisitions increased by 0.947 acquisitions per year ($p<0.001^*$).

263 As has been seen in other fields of medicine, private equity acquisitions continue to
264 increase, with certain platform companies serving as hubs in geographic areas (i.e., Midwest

265 Vision Partners, EyeSouth Partners). Particularly, given the nature of ophthalmology as a field of
266 many independent practitioners, we anticipate consistent with previous literature, the PE model
267 specifically targets high value “platform practices,” and then works to acquire add-on practices
268 to scale them up[21]. Consistent with this trend, we found that practices with a median of 3
269 ophthalmologists were acquired by PE in this time frame.

270 The ever-increasing presence of private equity in healthcare remains an ethically
271 ambiguous question which will require rigorous discussion and research to fully understand the
272 effects on patients, physicians, and the economy at large. On one hand, consolidation of
273 independent practices in ophthalmology, which is largely consistent of small, independent
274 practices, will allow groups to be represented by economically savvy and robust financial
275 groups. Private equity firms utilize capital from investors with the goal to return a profit by
276 adding value or decreasing overhead. This can be done through tactics aimed at consolidation
277 and efficiency such as outsourcing billing, layoffs, and increasing prices and patient volume[22].
278 The private equity model introduces the ability to implement best practices along a large network
279 of practices and allows some autonomy in that physicians can still be heavily involved with the
280 logistical operations of the practice[23].

281 Various elements interplay to make the environment ripe for private equity consolidation.
282 Physicians may be drawn to large buyouts from private equity in the form of large upfront
283 payments from sales of their practice. The large payouts may be taxed at capital gains rates
284 rather than income tax rates, making them particularly appealing[22]. Declining reimbursements
285 for ophthalmologists may also make the large payouts from private equity firms appealing.
286 Additionally, the demand for ophthalmology remains high, and it is predicted to be the surgical
287 subspecialty with the greatest predicted workforce shortage by 2025 [24]. Physicians may opt to

288 merge with private equity due to shared responsibility of financial burdens including the price of
289 expensive equipment[8]. Further, large private equity groups are able to have greater stakes and
290 power during negotiations with insurance companies, which may mitigate the trend of declining
291 reimbursements [8]. Other economic climate factors such as record cash reserves, sophisticated
292 investors, and low interest rates have facilitated a private equity driven marketplace.

293 In the setting of COVID-19, it was unclear how ophthalmology practices would recover
294 after the necessary curtailing of ophthalmic visits and procedures in light of the Academy of
295 Ophthalmology's recommendations to professionals[25]. We found that while PE backed
296 acquisitions slowed during the initial phases of the pandemic as depicted graphically, the
297 difference was not statistically significant when comparing the mean number of acquisitions
298 during the COVID-19 pandemic to before the pandemic (i.e., 1/1/2019- 2/29/2020 compared to
299 3/1/2020 – 12/31 2020 ($p=0.8072$). Further, when comparing 1/1/2019 -2/29/2020 to 1/1/2021
300 to 9/1/2021; or the time before the start of the COVID-19 pandemic compared to after the
301 introduction of the vaccine ($p=0.1971$) rates were not statistically different, indicating that the
302 introduction of the vaccine may have facilitated sustained growth. The field of ophthalmology
303 has certainly shifted, with a greater emphasis on telemedicine and a keener interest in
304 professional liability insurance and disaster-associated professional services[26]. Given the
305 uncertainty of the state of world affairs and concerns about lockdown orders, PE consolidation
306 would appear attractive to practices with less financial leverage[27].

307 Despite research indicating that hospitals acquired by private equity were associated with
308 larger increases in net income and charges, the results remain heterogenous as far as patient
309 outcomes[28]. A recent report of private equity investment in nursing homes was associated with
310 increased ambulatory care-sensitive condition emergency department visit, increased

311 hospitalizations, and higher Medicare costs[29]. Further, academic institutions will face new
312 challenges in the setting of private equity expansion, as there will be increased financial strain on
313 centers which traditionally rely on non-aligned general practitioners for subspecialty referrals.
314 This financial strain may have deleterious consequences in terms of the capacity for these
315 academic centers to conduct much of the basic and translational research needed to push the field
316 forward, and to adequately train future residents.

317 Future ophthalmologists will have to brace for the fact that there will be no mechanism to
318 control their practice, and financial compensation will likely be less with a future revenue stream
319 discounted[30]. Anecdotally, several physicians have written that granular encroachment is not
320 something they have experienced at the practice management level, however, acquisitions are
321 relatively recent and a conflict of interest may be present as many physicians may not be
322 comfortable publicly speaking negatively about their employer [31].

323 Further concerns regarding PE companies creating local monopolies may also affect both
324 patient and physician choice when seeking care, employment, or referral centers. Previous work
325 outlines a trend of platform companies creating geographic strongholds in certain parts of the
326 United States, which continues to be a trend in this new data[7]. It has been documented that a
327 sizeable number of patients will chose to go to a local hospital independent of decreased
328 mortality risk, higher survival benefit, or revision risk compared to a regional hospital. Other
329 studies have shown that patients do not wish to travel more than 4 hours to obtain the care they
330 need [32-34]. Given that patients will not typically travel large distances for care, it is important
331 to consider that these private equity firms are creating localized monopolies such that patients are
332 limited in the type and location of care they receive. Concerns over private equity creating
333 miniature monopolies has led to calls for anti-trust policymakers from the Federal Trade

334 Commission to take action[35]. We have already seen these concerns in urology as greater than
335 a quarter of urologists in Maryland and New Jersey are employed by PE back companies. In our
336 current study, New Jersey was one of the states with the largest acquisitions with presence in two
337 major metro areas of New York City and Philadelphia.

338 There are limitations to this study. Two acquisitions were very large and impossible to
339 add to our geographic depiction of acquisitions. This was Keplr Visions acquisition of 43
340 optometry practices and AEG visions' acquisition of 50 comprehensive or multi-specialty
341 practices. We anticipate that these large, multi-practice acquisitions would further support our
342 finding that private equity acquisitions are growing with add-on practices in certain geographic
343 strongholds. Further, for some practices, if information was not available on the nature of the
344 practice or staff through web archives at the time of acquisition, thus we opted to utilize
345 information from the date closest to the acquisition.

346 Acquisitions via private equity decreased during the initial phases of the COVID-19
347 pandemic but overall remained stable in the COVID pre-vaccine era and continued during the
348 COVID post-vaccine era. Ophthalmology has experienced an increased and sustained
349 continuation of PE acquisitions despite the economic ramifications of COVID-19. The continual
350 growth of private equity during times of hardship to ophthalmology practices raises concerns of
351 patient outcomes, healthcare costs, physician referral choice, and physician employment choice.

352

353

354

355

356

357 References

- 358 [1] J. Nie et al., "Urology Practice Acquisitions by Private Equity Firms from
359 2011–2021," *Urology Practice*, vol. 0, no. 0, p.
360 10.1097/UPJ.0000000000000269, doi: doi:10.1097/UPJ.0000000000000269.
- 361 [2] M. Gilreath, S. Morris, and J. V. Brill, "Physician Practice Management and Private
362 Equity: Market Forces Drive Change," (in eng), *Clin Gastroenterol Hepatol*, vol. 17, no.
363 10, pp. 1924-1928.e2, Sep 2019, doi: 10.1016/j.cgh.2019.05.001.
- 364 [3] C. J. Robbins, T. Rudsenske, and J. S. Vaughan, "Private equity investment in health care
365 services," (in eng), *Health Aff (Millwood)*, vol. 27, no. 5, pp. 1389-98, Sep-Oct 2008,
366 doi: 10.1377/hlthaff.27.5.1389.
- 367 [4] S. Tan, K. Seiger, P. Renehan, and A. Mostaghimi, "Trends in Private Equity Acquisition
368 of Dermatology Practices in the United States," (in eng), *JAMA Dermatol*, vol. 155, no.
369 9, pp. 1013-1021, Sep 1 2019, doi: 10.1001/jamadermatol.2019.1634.
- 370 [5] H. B. Fleishon, A. Vijayasarithi, R. Pyatt, K. Schoppe, S. A. Rosenthal, and E. Silva, 3rd,
371 "White Paper: Corporatization in Radiology," (in eng), *J Am Coll Radiol*, vol. 16, no. 10,
372 pp. 1364-1374, Oct 2019, doi: 10.1016/j.jacr.2019.07.003.
- 373 [6] M. Gilreath, N. C. Patel, J. Suh, and J. V. Brill, "Gastroenterology Physician Practice
374 Management and Private Equity: Thriving in Uncertain Times," (in eng), *Clin
375 Gastroenterol Hepatol*, vol. 19, no. 6, pp. 1084-1087, Jun 2021, doi:
376 10.1016/j.cgh.2021.03.015.
- 377 [7] E. M. Chen, J. T. Cox, T. Begaj, G. W. Armstrong, R. N. Khurana, and R. Parikh,
378 "Private Equity in Ophthalmology and Optometry: Analysis of Acquisitions from 2012
379 through 2019 in the United States," (in eng), *Ophthalmology*, vol. 127, no. 4, pp. 445-
380 455, Apr 2020, doi: 10.1016/j.ophtha.2020.01.007.
- 381 [8] A. Young, "Private equity ensures strong succession, peace of mind for some practices,"
382 *Ocular Surgery News*, 2021. [Online]. Available:
383 [https://www.healio.com/news/ophthalmology/20211029/private-equity-ensures-strong-](https://www.healio.com/news/ophthalmology/20211029/private-equity-ensures-strong-succession-peace-of-mind-for-some-practices)
384 [succession-peace-of-mind-for-some-practices.](https://www.healio.com/news/ophthalmology/20211029/private-equity-ensures-strong-succession-peace-of-mind-for-some-practices)
- 385 [9] S. N. Patel, S. Groth, and P. Sternberg, Jr., "The Emergence of Private Equity in
386 Ophthalmology," (in eng), *JAMA Ophthalmol*, vol. 137, no. 6, pp. 601-602, Jun 1 2019,
387 doi: 10.1001/jamaophthalmol.2019.0964.
- 388 [10] D. S. Portney et al., "COVID-19 and Use of Teleophthalmology (CUT Group): Trends
389 and Diagnoses," *Ophthalmology*, vol. 128, no. 10, pp. 1483-1485, 2021, doi:
390 10.1016/j.ophtha.2021.02.010.
- 391 [11] A. Baum, P. J. Kaboli, and M. D. Schwartz, "Reduced In-Person and Increased
392 Telehealth Outpatient Visits During the COVID-19 Pandemic," (in eng), *Ann Intern
393 Med*, vol. 174, no. 1, pp. 129-131, Jan 2021, doi: 10.7326/m20-3026.
- 394 [12] B. Satiani and C. A. Davis, "The financial and employment effects of coronavirus disease
395 2019 on physicians in the United States," (in eng), *J Vasc Surg*, vol. 72, no. 6, pp. 1856-
396 1863, Dec 2020, doi: 10.1016/j.jvs.2020.08.031.
- 397 [13] D. Gill, "How Low Interest Rates Can Hurt Competition, and the Economy," *Chicago
398 Booth Review - economics*, 2019. [Online]. Available:
399 [https://www.chicagobooth.edu/review/how-low-interest-rates-can-hurt-competition-and-](https://www.chicagobooth.edu/review/how-low-interest-rates-can-hurt-competition-and-economy)
400 [economy.](https://www.chicagobooth.edu/review/how-low-interest-rates-can-hurt-competition-and-economy)

- 401 [14] F. J. Lexa and F. J. Lexa, "Private Equity-Backed Hospital Investments and the Impact of
402 the Coronavirus Disease 2019 (COVID-19) Epidemic," (in eng), *J Am Coll Radiol*, vol.
403 17, no. 8, pp. 1049-1052, Aug 2020, doi: 10.1016/j.jacr.2020.05.023.
- 404 [15] D. Cucinotta and M. Vanelli, "WHO Declares COVID-19 a Pandemic," (in eng), *Acta*
405 *Biomed*, vol. 91, no. 1, pp. 157-160, Mar 19 2020, doi: 10.23750/abm.v91i1.9397.
- 406 [16] H. Schmidt et al., "Equitable allocation of COVID-19 vaccines in the United States,"
407 *Nature Medicine*, vol. 27, no. 7, pp. 1298-1307, 2021/07/01 2021, doi: 10.1038/s41591-
408 021-01379-6.
- 409 [17] "S&P Capital IQ ". [Online]. Available: <https://www.capitaliq.com>.
- 410 [18] "CB Insights..". [Online]. Available: <https://www.cbinsights.com>.
- 411 [19] "Thomson ONE." [Online]. Available: <https://www.thomsonone.com>.
- 412 [20] "PitchBook. ". [Online]. Available: <https://pitchbook.com>.
- 413 [21] E. M. O'Donnell, G. J. Lelli, S. Bhidya, and L. P. Casalino, "The Growth Of Private
414 Equity Investment In Health Care: Perspectives From Ophthalmology," (in eng), *Health*
415 *Aff (Millwood)*, vol. 39, no. 6, pp. 1026-1031, Jun 2020, doi:
416 10.1377/hlthaff.2019.01419.
- 417 [22] S. Gondi and Z. Song, "Potential Implications of Private Equity Investments in Health
418 Care Delivery," (in eng), *Jama*, vol. 321, no. 11, pp. 1047-1048, Mar 19 2019, doi:
419 10.1001/jama.2019.1077.
- 420 [23] G. M. Kirsh and D. A. Kapoor, "Private Equity and Urology: An Emerging Model for
421 Independent Practice," (in eng), *Urol Clin North Am*, vol. 48, no. 2, pp. 233-244, May
422 2021, doi: 10.1016/j.ucl.2020.12.004.
- 423 [24] "U.S. Department of Health and Human Services National Center for Health Workforce
424 Analysis. National and Regional Projections of Supply and Demand for Surgical
425 Specialty Practitioners: e2013-2025
426 ." [Online]. Available: [https://bhw.hrsa.gov/sites/default/files/bureau-health-workforce/data-
427 research/surgical-specialty-report.pdf](https://bhw.hrsa.gov/sites/default/files/bureau-health-workforce/data-research/surgical-specialty-report.pdf).
- 428 [25] A. A. o. Ophthalmology, "Recommendations for urgent and nonurgent patient care,"
429 2020. [Online]. Available: [https://www.aao.org/headline/new-recommendations-urgent-
430 nonurgent-patient-care](https://www.aao.org/headline/new-recommendations-urgent-nonurgent-patient-care).
- 431 [26] K. H. Wan, T. P. H. Lin, C. N. Ko, and D. S. C. Lam, "Impact of COVID-19 on
432 Ophthalmology and Future Practice of Medicine," (in eng), *Asia Pac J Ophthalmol*
433 (Phila), vol. 9, no. 4, pp. 279-280, Jul-Aug 2020, doi: 10.1097/apo.0000000000000305.
- 434 [27] D. W. Parke, 2nd, "Ophthalmology After Coronavirus Disease 2019 (COVID-19):
435 Transition Back to Patient Care," (in eng), *JAMA Ophthalmol*, vol. 138, no. 6, pp. 599-
436 600, Jun 1 2020, doi: 10.1001/jamaophthalmol.2020.2004.
- 437 [28] J. D. Bruch, S. Gondi, and Z. Song, "Changes in Hospital Income, Use, and Quality
438 Associated With Private Equity Acquisition," (in eng), *JAMA Intern Med*, vol. 180, no.
439 11, pp. 1428-1435, Nov 1 2020, doi: 10.1001/jamainternmed.2020.3552.
- 440 [29] R. T. Braun, A. M. Bond, Y. Qian, M. Zhang, and L. P. Casalino, "Private Equity In
441 Dermatology: Effect On Price, Utilization, And Spending," (in eng), *Health Aff*
442 (Millwood), vol. 40, no. 5, pp. 727-735, May 2021, doi: 10.1377/hlthaff.2020.02062.
- 443 [30] D. W. Parke, 2nd, "Corporatization in Ophthalmology," (in eng), *Ophthalmology*, vol.
444 127, no. 4, pp. 456-457, Apr 2020, doi: 10.1016/j.ophtha.2020.01.009.

- 445 [31] C. Kent, "Is a Private Equity Deal Right for You? (Pt 2)," 2018. [Online]. Available:
446 <https://www.reviewofophthalmology.com/article/is-a-private-equity-deal-right-for-you->
447 [pt-2.](https://www.reviewofophthalmology.com/article/is-a-private-equity-deal-right-for-you-)
- 448 [32] R. K. Chang, J. J. Joyce, J. Castillo, J. Ceja, P. Quan, and T. S. Klitzner, "Parental
449 preference regarding hospitals for children undergoing surgery: a trade-off between travel
450 distance and potential outcome improvement," (in eng), *Can J Cardiol*, vol. 20, no. 9, pp.
451 877-82, Jul 2004.
- 452 [33] J. H. Landau et al., "Determination of patient preference for location of elective
453 abdominal aortic aneurysm surgery," (in eng), *Vasc Endovascular Surg*, vol. 47, no. 4,
454 pp. 288-93, May 2013, doi: 10.1177/1538574413485648.
- 455 [34] S. R. Finlayson, J. D. Birkmeyer, A. N. Tosteson, and R. F. Nease, Jr., "Patient
456 preferences for location of care: implications for regionalization," (in eng), *Med Care*,
457 vol. 37, no. 2, pp. 204-9, Feb 1999, doi: 10.1097/00005650-199902000-00010.
- 458 [35] M. G. JONATHAN H. FERRY, JASON P. MEHTA, CHRISTOPHER C. PURI,
459 "Congress Renews Push on Investigating Private Equity Investment in Healthcare," 2021.
460 [Online]. Available: [https://www.bradley.com/insights/publications/2021/03/congress-](https://www.bradley.com/insights/publications/2021/03/congress-renews-push-on-investigating-private-equity-investment-in-healthcare)
461 [renews-push-on-investigating-private-equity-investment-in-healthcare.](https://www.bradley.com/insights/publications/2021/03/congress-renews-push-on-investigating-private-equity-investment-in-healthcare)
462

463

464

465

466

467

468

469

470

471

472

473

474

475

476

477 Figure Legends

478 Figure 1: Three month moving average of PE practice acquisitions (transactions) per month,
479 2012-2021.

480

481 Figure 2: PE practice acquisitions (transactions) per month, 2012-2021.

482

483 Figure 3: Map showing geographic footprint of ophthalmology and optometry acquisition
484 clinical locations by platform company from January 2012 through December 2016, January
485 2017 to September 2021, and January 2012 to September 2021.

486

487

488

489

490

491

492

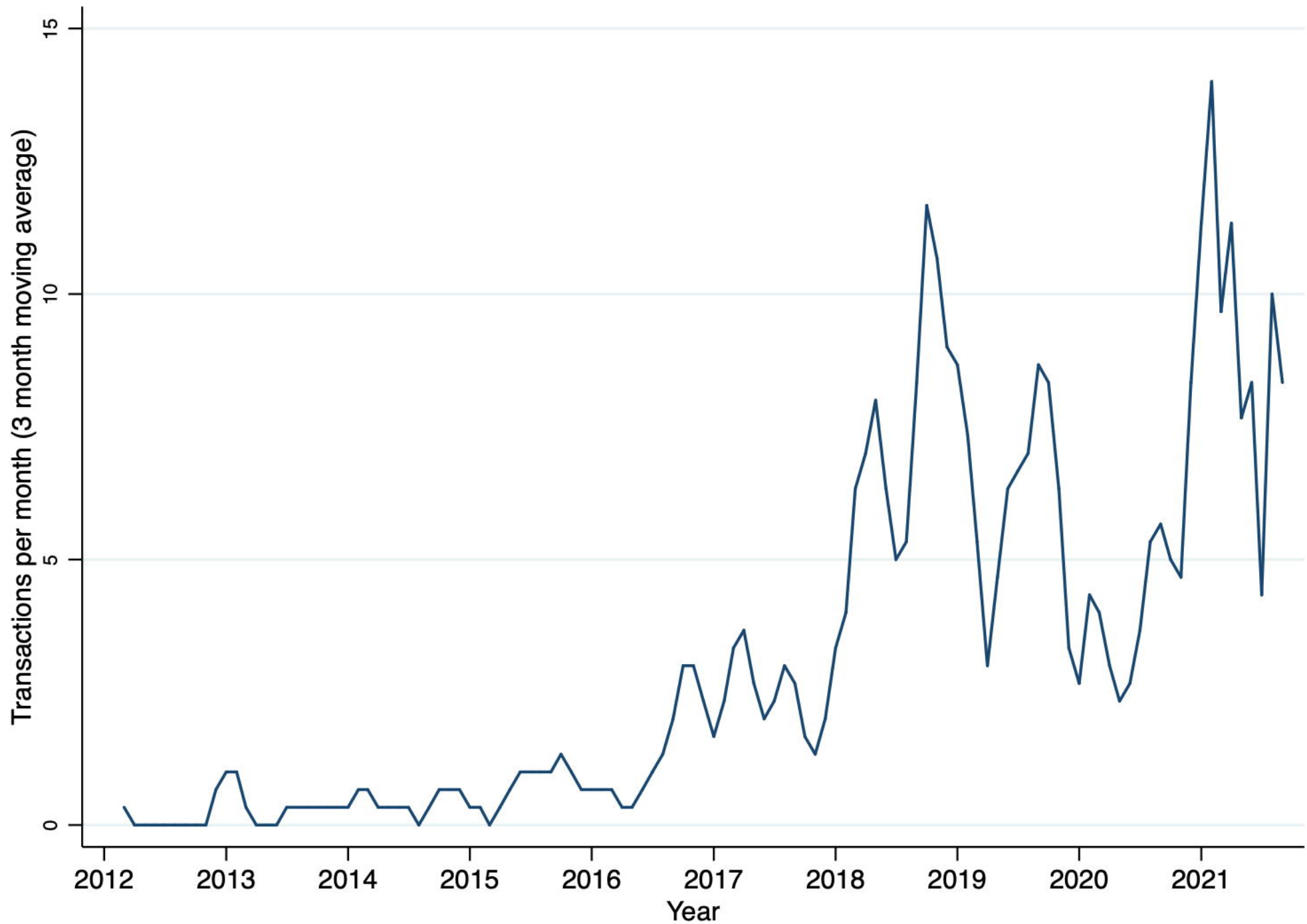
493

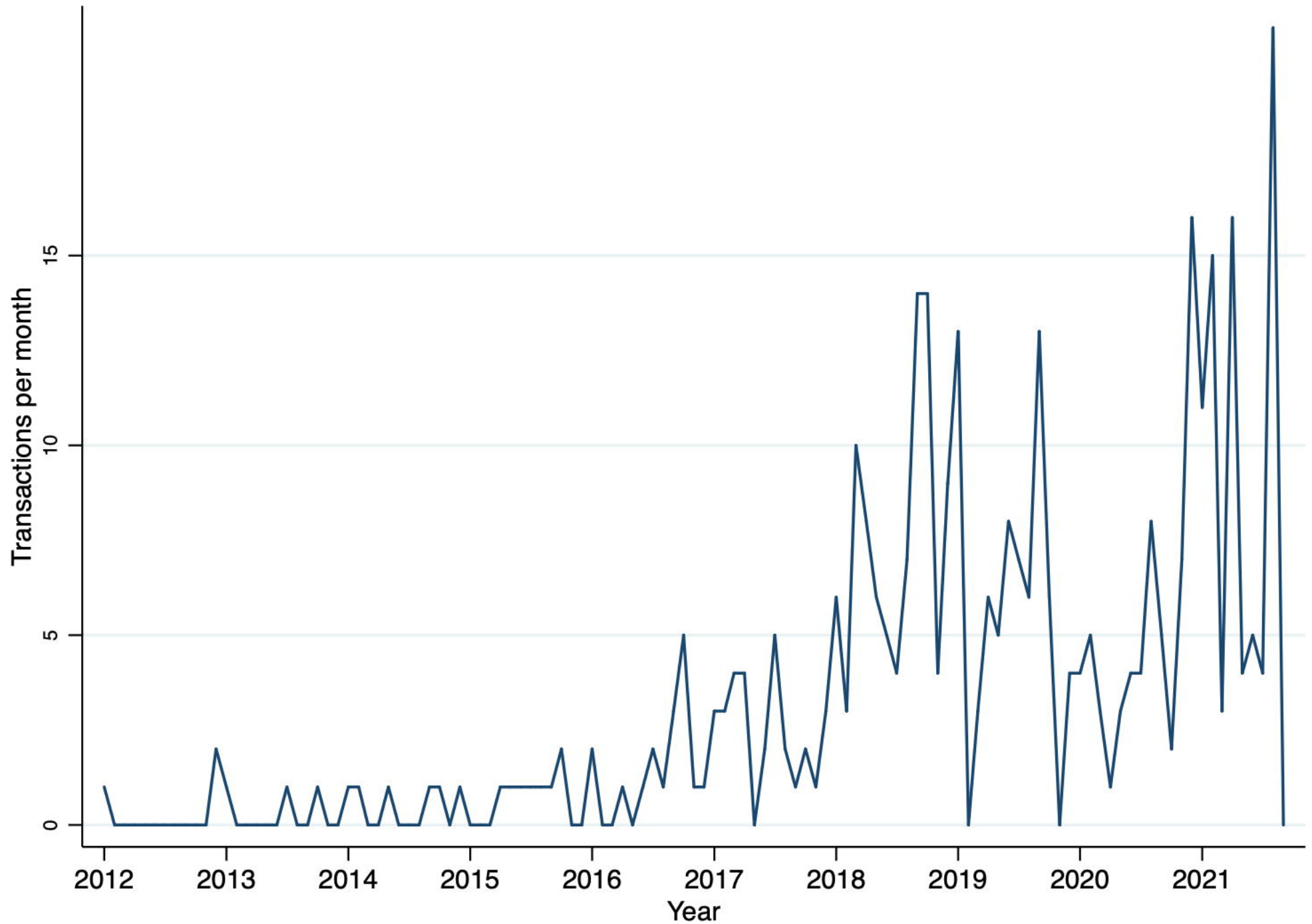
494

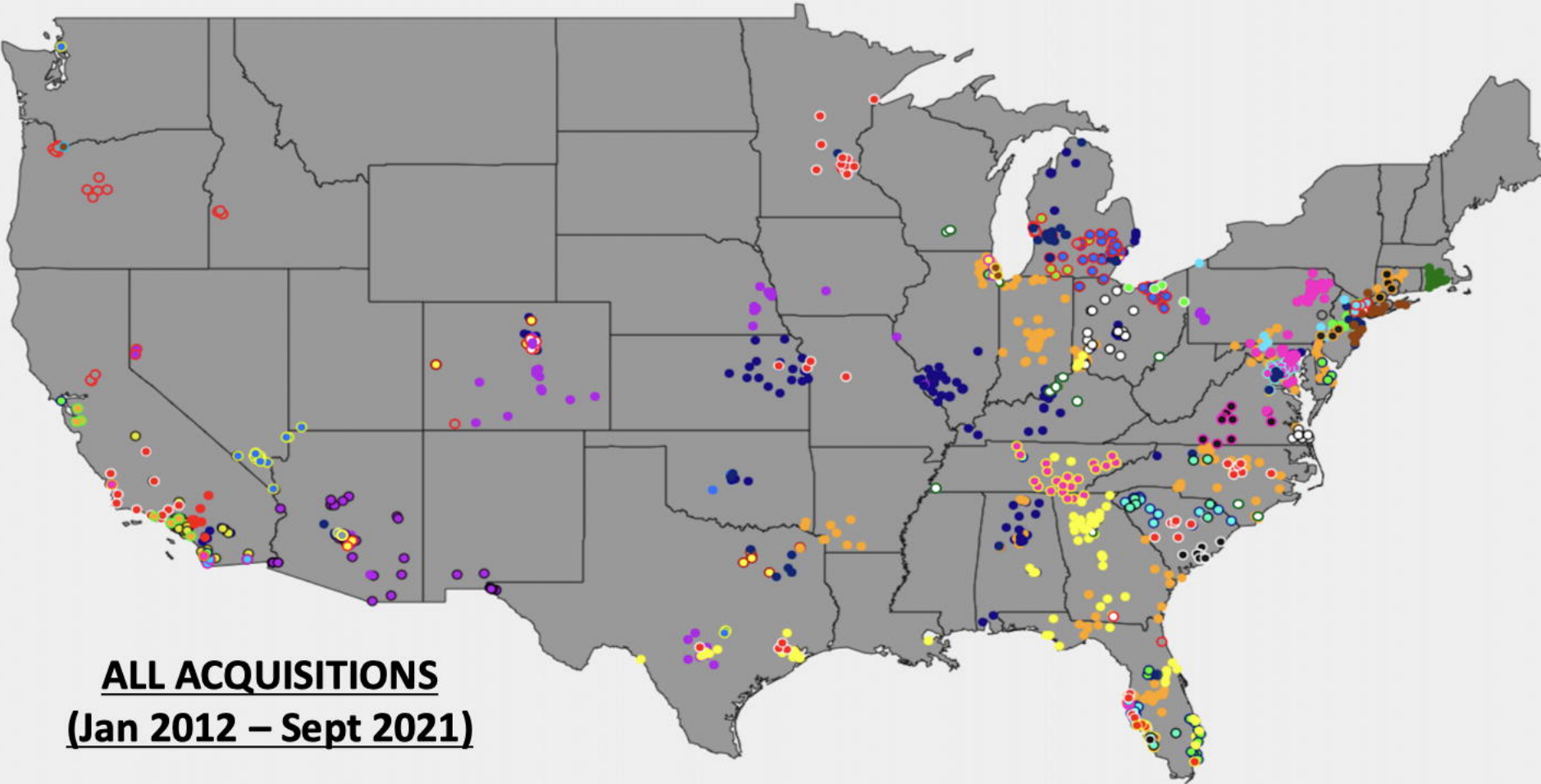
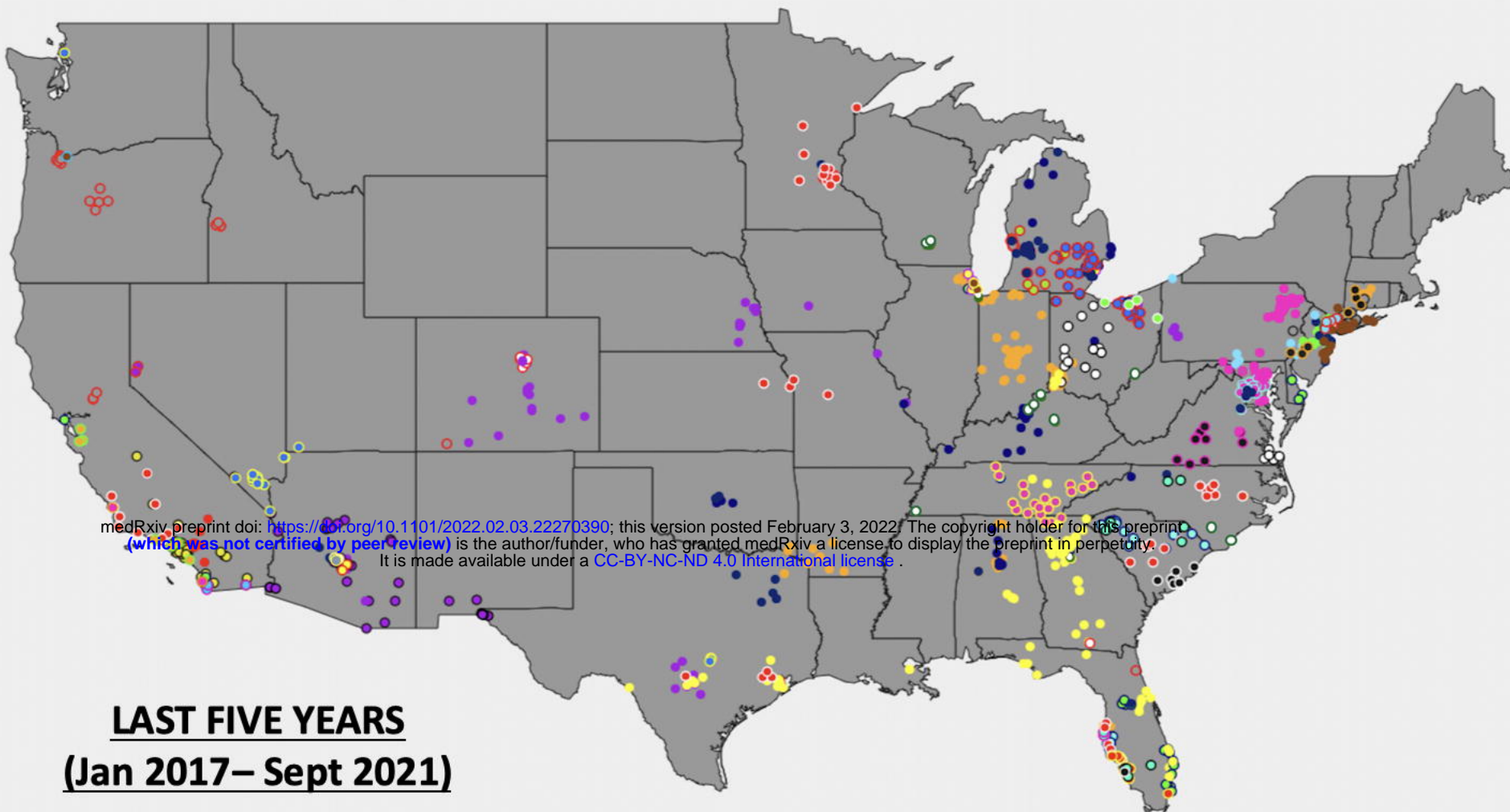
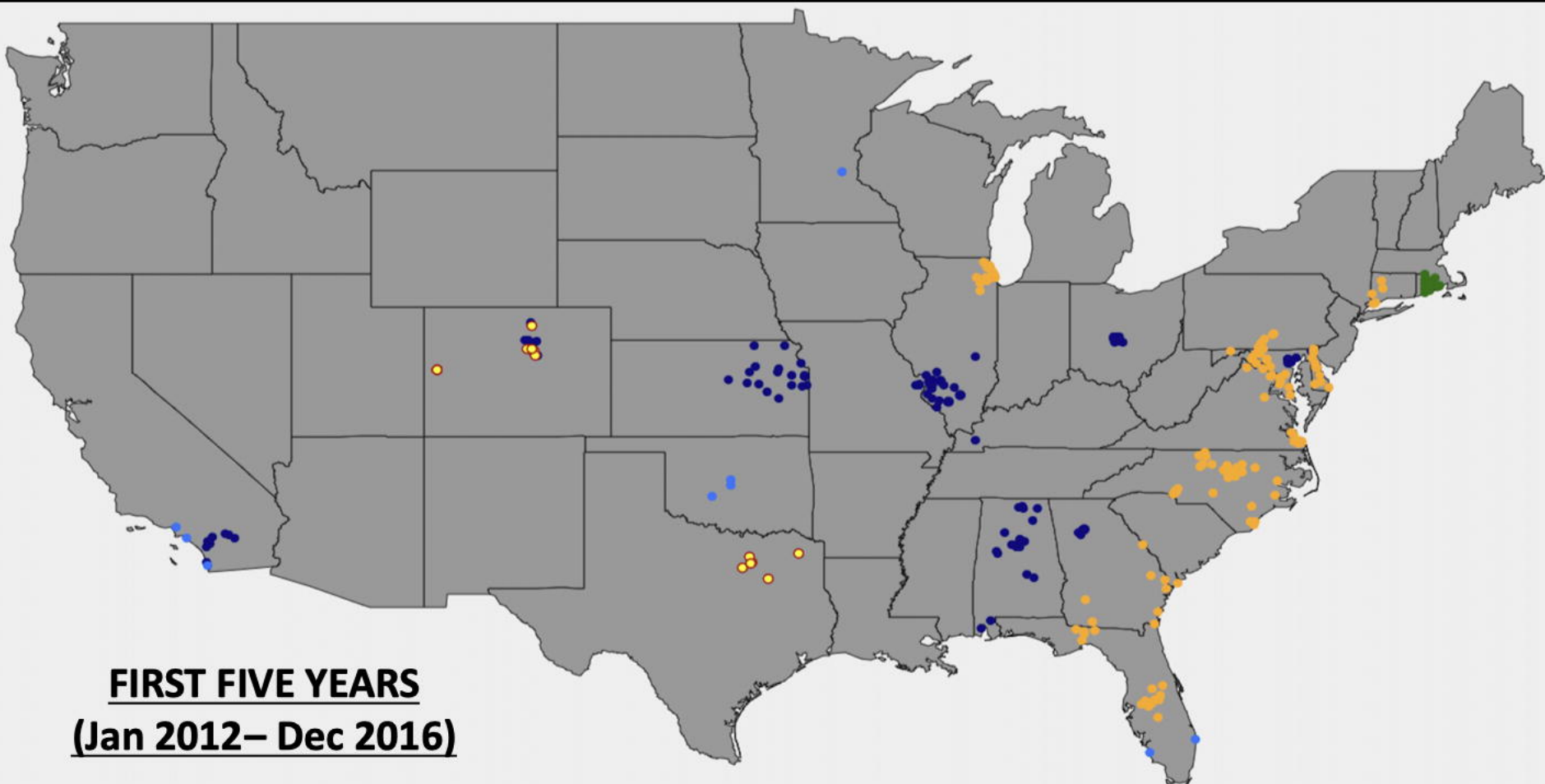
495

496

497







medRxiv preprint doi: <https://doi.org/10.1101/2022.02.03.22270390>; this version posted February 3, 2022. The copyright holder for this preprint (which was not certified by peer review) is the author/funder, who has granted medRxiv a license to display the preprint in perpetuity. It is made available under a [CC-BY-NC-ND 4.0 International license](https://creativecommons.org/licenses/by-nc-nd/4.0/).

Acuity Eye Group	Acuity Eyecare Holdings	American Vision Partners	Arbor Centers for Eyecare	Atlantic Vision Partners	Blue Sky Vision
California Retina Associates	Capital Vision Services	CEI Vision Partners	Clear Sight Partners	Comprehensive EyeCare Partners	EVP Eyecare
Eye Health America	Eye Health Group	EyeCare Partners	EyeCare Services Partners	EyeSouth Partners	Keplr Vision
Koch Eye Associates	Lumina Vision Partners	Midwest Vision Partners	NJEye	Ocular Partners	Omni Ophthalmic Management
Ophthalmic Specialists of Michigan	PRISM Vision Group	Quigley Eye Specialists	Refocus Eye Health	Retina Consultants of America	SEES Group
SightMD	Spectrum Vision Partners	Sterling Vision	Sunvera Group	Total Eye Care Partners	Total Vision Partners
Unifeye Vision	US Eye	Vision Group Holdings	Vision Innovation Partners	Visionary Eye Partners	VSP Vision Care