

1

## **On health effects of resveratrol in wine.**

2

### **A bibliometric view based on papers having achieved a high citation impact**

3

#### **within the scientific discourse**

4

5

Robin Haunschild and Werner Marx

6

Max Planck Institute for Solid State Research, Heisenbergstr. 1, 70569 Stuttgart (Germany)

7

R.Haunschild@fkf.mpg.de, W.Marx@fkf.mpg.de

8

9

10 **Abstract**

11 We analyzed 3344 publications that are concerned with the health-related effects of  
12 resveratrol that occurs in wine and grapes. We found that the publication activity increased  
13 until 2010 and decreased slightly afterwards. The most frequent author keywords were  
14 classified into six groups: (1) beverages-related keywords, (2) compounds-related keywords,  
15 (3) diseases-related keywords, (4) effects-related keywords, (5) mechanisms-related  
16 keywords, and (6) broader keywords. By means of reference publication year spectroscopy,  
17 we analyzed and discussed the most frequently cited references (i.e., key papers) within the  
18 publication set. A rather large portion of the key papers takes a positive attitude and reports  
19 about health effects of resveratrol, although limited data in humans preclude drawing  
20 unambiguous conclusions on the health-related benefits of resveratrol. From our analysis, we  
21 could not identify specific publications that provide a distinct change of direction of the  
22 ongoing scientific discourse. Moderate red wine consumption seems to have the potential of  
23 being health promoting, whereas excessive alcohol consumption can induce liver cirrhosis  
24 and cancer.

25

26 **Keywords:** scientometrics; bibliometric analysis; resveratrol; red wine; health effects; RPYS

27

## 28        **1. Introduction**

29        Wine is a complex beverage, containing a wide range of polyphenols, which represent the  
30        main class of bioactive compounds. Polyphenols are considered to effect health by preventing  
31        atherosclerosis and coronary heart disease (CHD) and are seen as potential cancer chemo-  
32        preventive agents. The content and profile of polyphenols depend on variety, geographical  
33        origin, growing methods, and vinification processes. Red wines usually contain an order of  
34        magnitude more polyphenols than white wines (1). Among the broad compound class of  
35        polyphenols, resveratrol and its derivatives play a major role. Resveratrol (trans-3,5,4'-  
36        trihydroxystilbene) was first isolated in 1939/40 by Michio Takaoka (2, 3) as a constituent of  
37        the roots of the medical plant white hellebore (*Veratrum grandiflorum*). We use the terms  
38        resveratrol and *trans*-resveratrol interchangeably.

39        Since about 1990, the possible benefits of moderate consumption of red wine in the  
40        prevention of cancer and heart diseases have received increasing attention in the scientific  
41        community and in the popular media as well. The cardioprotective effects and the ability to  
42        suppress the proliferation of a wide variety of tumor cells made resveratrol a promising drug  
43        in human medicine. According to Wu, Wang (4), such attention has been prompted by  
44        research findings in the 1980s, supporting a relationship between red wine consumption and  
45        the French paradox: Although the French diet was richer in saturated fats and the  
46        concentration of plasma cholesterol was much higher, the mortality from cardiovascular  
47        disease was comparatively low. The high consumption of red wine during the meals was  
48        suggested as a possible explanation. This issue is still a topic in the scientific discussions.

49        Until now, there is only one bibliometric analysis dealing with the newly emerging research  
50        topic about possible health effects of polyphenols and in particular of resveratrol in red wines  
51        (1). This paper provides a comprehensive overview of the relevant literature with regard to the

52 contributing authors, the origin of the major contributors and their institutions, the type of  
53 papers, and the research themes. However, the study does not present an in-depth analysis  
54 based on citation (impact) data, although a time curve of the overall citations of the  
55 publication set analyzed is presented.

56 It would be interesting for many people to get to know the current status of the discourse: Is  
57 there convincing evidence for health effects of resveratrol and particularly of moderate red  
58 wine consumption? What do the in vivo studies based on humans reveal? Which kind of  
59 research should be supported further to get a clearer picture? We assume that the publications  
60 of the experts dealing with this research topic, which were most frequently cited within the  
61 research community, can deliver some interesting information. However, an ordinary citation  
62 ranking is by far not sufficient. We need to compare the citation impact of each paper with  
63 similar papers (i.e., papers of the same research topic and publication year).

64 This study aims to reveal the key papers of the scientific discourse about the relationship  
65 between resveratrol as a specific polyphenol in wine and health effects, based on an analysis  
66 of the most-cited papers (cited references) within a carefully selected publication set. This  
67 approach of citation analysis is based on what Galton at the beginning of the 20th century  
68 called the wisdom of crowds (5). Citations measure the scientific impact of publications,  
69 which is one aspect of scientific quality. Revealing the key papers using citation analysis  
70 might deliver some information about the evolution of the scientific discourse. In  
71 consideration of the complexity of the underlying biochemistry and medicine, there is no easy  
72 path to get a valid picture of the current status of the knowledge. In this study, we try to  
73 answer the following question using well-proofed bibliometric methods: What are the main  
74 topics and the research results of the papers, which are referenced (cited) most-often within  
75 the relevant literature of the scientific community?

76 A bibliometric method called Reference Publication Year Spectroscopy (RPYS) (Marx,  
77 Bornmann, & Barth, 2013; Marx, Bornmann, Barth, & Leydesdorff, 2014) has been  
78 particularly developed to reveal the historical roots or origins of research fields. However, this  
79 method can also be used to identify the key papers within the continuing scientific discourse  
80 within such fields or topics. RPYS changes the perspective of citation analysis from a times  
81 cited to a cited reference analysis (6) and assumes that researchers produce a useful data  
82 output by the references cited in their publications. These references can be analyzed  
83 statistically with regard to the publications most relevant for their specific field of research.  
84 Whereas single scientists judge the origins of their research field more or less subjectively, the  
85 overall community might deliver a more objective picture (7). Researchers active in the field  
86 effectively “vote” by their cited references, to identify the publications most important for the  
87 evolution of their research field. This novel approach may at least partially avoid some of the  
88 subjectivity associated with the comparative evaluations of individual research studies in  
89 narrative reviews, now increasingly considered as a significant flaw within the peer review  
90 system.

91 RPYS utilizes the following observation: analysis of the publication years of the references  
92 cited by all papers in a specific research field (i.e., analysis of the reference publication years,  
93 RPYs) shows that early RPYs are not equally represented. Some RPYs occur more frequently  
94 among the cited references than others. These RPYs appear as more or less pronounced peaks  
95 in the distribution of the RPYs (i.e., the RPY spectrogram). The peaks are frequently based on  
96 single or few publications, which have been referenced comparatively often compared to  
97 other publications of the relevant research community. These publications are of special  
98 significance to the analyzed research field.

99 This study aims to reveal those papers that have been cited comparatively often within the  
100 scientific discourse on health effects of the specific polyphenol resveratrol in wine. These key  
101 papers are analyzed further with regard to their topics and conclusions.

## 102 **2. Dataset and Methods**

### 103 **2.1 Dataset**

104 The topic of our research includes different disciplines (e.g., chemistry, medicine, biology,  
105 and life sciences). Therefore, we used the multidisciplinary database Web of Science (WoS;  
106 8) for this study. In WoS, we used the following search query to find publications related to  
107 resveratrol (probably also its derivatives) and wine: TS=(Resveratrol\* SAME (Wine\* OR  
108 Vin\* OR Grap\* OR Vitis\*) ). By this we searched for “resveratrol” and the wine synonyms in  
109 the title, abstract, and keywords of publications. The operator SAME ensures that the term  
110 resveratrol and any of the wine synonyms is found in the same topic field (e.g., both terms  
111 occur in the title, or both terms occur in one of the other two topic fields).

112 We analyzed the WoS subject categories within the result set to find health-related ones. We  
113 used those health-related WoS subject categories to combine them with our search query  
114 related to resveratrol and wine for obtaining our final WoS query that is included in  
115 supporting information S1. We retrieved 3344 papers on October 05, 2021.

### 116 **2.2 Methods**

117 We created co-occurrence maps of author keywords using VOSviewer (9). The distance  
118 between two nodes is determined by the co-occurrence frequency of the terms. The size of the  
119 nodes is dependent on the number of publications with a specific keyword. The nodes can be  
120 colored according to various characteristics (e.g., cluster assignments, average number of  
121 citations, or average publication year). We colored the nodes according to the average

122 publication years of the publications connected to them. We included author keywords if they  
123 occurred at least ten times.

124 We imported all 3344 papers with 181,218 cited references into CRExplorer  
125 (<https://crexplorer.net>; 10, 11, 12). The distinct number of cited references amounts to 94,828.  
126 Up to 30 different citing publication years are occurring. We used the automatic algorithm for  
127 clustering equivalent cited references with volume and page activated and a Levenshtein  
128 threshold of 0.75. This enabled merging of 165 cited references. We removed 92,771 cited  
129 references that occurred less than ten times to sharpen the spectrogram and avoid noise. Thus,  
130 1892 cited references remained for our analysis. The RPYS spectrogram was plotted using R  
131 (13) with the R package ‘BibPlots’ (14). In addition to the static RPYS plot in this paper, we  
132 produced an interactive RPYS graph using the R package ‘dygraphs’ (15). We analyzed the  
133 RPYS spectrogram regarding relevant peaks of the five-year median deviation. Tukey’s  
134 fences (16) were used to support the identification of the most important peaks: Important  
135 peaks are flagged based on the interquartile range of the median deviations (17). If unflagged  
136 RPYs with a similar NCR value occur around flagged RPYs, those unflagged RPYs should  
137 also be investigated. In addition, cited references that were cited very frequently in many  
138 citing years ( $N\_TOP10 \geq 15$ ) were analyzed (18). Such very frequently cited references might  
139 not form pronounced peaks in the spectrogram. Thus, the  $N\_TOP10$  indicator is important to  
140 consider for finding frequently cited references. We also investigated the 15 most-referenced  
141 cited references (referenced at least 200 times).

### 142 **3. Results**

143 In this study, we included all document types in our analysis. The vast majority of  
144 publications belong to the document types ‘article’ (n=2735, 81.8%), ‘review’ (n=447,  
145 13.4%), and ‘proceedings paper’ (n=131, 3.9%). Although some publications belong to more

146 than one document type, these three groups contain 3200 (95.7%) of our analyzed publication  
147 set. In the following, we present three different analyses of our dataset: (1) An annual  
148 publication profile is presented. (2) Frequently occurring author keywords are analyzed. (3)  
149 The references cited in the publication set are analyzed and discussed.

### 150 **3.1 Annual publication profile**

151 Figure 1 shows the annual publication profile of papers that deal with resveratrol in  
152 connection with wine and health. The number of publications is overall increasing until 2010  
153 and slightly decreases afterwards.

154

Figure 1: Annual publication profile of papers that deal with resveratrol in connection with wine and health

### 155 **3.2 Keyword analysis**

156 Figure 2 shows a semantic map of frequently occurring author keywords. Obvious synonyms  
157 (see Table S1 in supporting information S2) were grouped together. The nodes (i.e., keywords)  
158 are colored by the average publication year of the corresponding publications.

159

Figure 2: Semantic map of author keywords; clear synonyms (see Table B1) were grouped together; an interactive version is available at: <https://s.gwdg.de/Q2BKwg>.

160 For an overview of the thematic content of the publications dealing with health effects of  
161 resveratrol in wine, we categorized the keywords as follows: (1) Keywords related to



162 beverages containing resveratrol (e.g., studies that analyze the amount of resveratrol as a  
163 function of the wine variety, the geographical origin, and the vinification process). (2)  
164 Keywords related to specific chemical compounds, particularly to the biochemistry of  
165 polyphenols. (3) Keywords related to the possible prevention of specific diseases. (4)  
166 Keywords studying possible health effects of resveratrol in vitro or in vivo. (5) Keywords that  
167 are focused on the biochemical mechanism of a specific health effect, by which resveratrol  
168 possibly acts. We have assigned the keywords in Figure 2 to those topics and include a further  
169 category with unspecific or broader terms (each arranged in the order of occurrence):

- 170 1. Beverages related: wine (133), red wine (108), grapes (72), vitis vinifera (37), grape  
171 juice (22), grape seed extract (18), grapevine (13), vitis amurensis (12), vitaceae (12)
- 172 2. Compounds related: resveratrol (1531), polyphenols (306), stilbenes (90), nitric oxide  
173 (86), phenolics (57), flavonoids (56), reactive oxygen species (56), quercetin (54),  
174 alcohol (53), phytochemical (48), piceatannol (40), hplc (34), pterostilbene (34),  
175 curcumin (29), ethanol (26), egcg (21), cytokines (20), sirtuins (20), ampk (19),  
176 glutathione (16), phytoestrogen (15), red wine polyphenols (15), calcium (13),  
177 cytochrome p450 (13), stilbenoids (13), anthocyanins (12), caspase-3 (12), cholesterol  
178 (12), piceid (12), bcl-2 (11), catechin (11), cisplatin (11), cyclooxygenase (11),  
179 genistein (11), grape polyphenols (11), phytoalexin (11), superoxide dismutase (11),  
180 beta amyloid (10), doxorubicin (10), epsilon viniferin (10), hydrogen peroxide (10),  
181 lipopolysaccharide (10), melatonin (10), polydatin (10).polygonum cuspidatum (10)
- 182 3. Diseases related: atherosclerosis (63), cardiovascular disease (63), cancer (58),  
183 alzheimer's disease (46), diabetes (34), obesity (32), breast cancer (28), colon cancer  
184 (26), hypertension (25), liver (25), prostate cancer (23), diet (18), blood pressure (17),  
185 colorectal cancer (15), ischemia (15), metastasis (15), brain (14), heart (14),  
186 parkinson's disease (14), nf2 (13), hippocampus (12), ischemial/reperfusion (12),

187 cardiovascular (11), cerebral ischemia (11), neuroinflammation (11), microglia (10),  
188 neurodegeneration (10), osteoblast (10)

189 4. Effects related: apoptosis (240), oxidative stress (201), antioxidant (189),  
190 inflammation (93), chemoprevention (68), neuroprotection (65), antioxidant activity  
191 (51), rats (41), cardioprotection (24), mediterranean diet (24), nutraceutical (23), anti-  
192 inflammatory (20), invasion (16), antioxidant capacity (13), prevention (13), cancer  
193 chemoprevention (12), clinical trials (12), health (12), anticancer (11), french paradox  
194 (11), neuroinflammation (11), high-fat diet (10), insulin resistance (10)

195 5. Mechanisms related: cell cycle (39), sirt1 (55), nf-kappa b (38), angiogenesis (33),  
196 cytotoxicity (33), mitochondria (32), bioavailability (31), autophagy (28), metabolism  
197 (27), pharmacokinetics (27), endothelium (26), free radicals (26), p53 (25), lipid  
198 peroxidation (24), endothelial cells (22), platelets (16), gene expression (15),  
199 molecular docking (15), endothelial function (14), platelet aggregation (14), tnf-alpha  
200 (14), dna damage (13), macrophages (12), vegf (12), blood platelets (11), caco-2 cells  
201 (10), endothelial dysfunction (10), estrogen receptor (10), inducible nitric oxide  
202 synthase (10)

203 6. Broader terms: aging (41), proliferation (28), akt (21), cell proliferation (20), longevity  
204 (12), migration (11), differentiation (10), natural products (10), ros (10), toxicity (10)

### 205 3.3 Reference analysis

206 Figure 3 shows the RPYS spectrogram of the wine- and health-related resveratrol research.  
207 The grey bars show the number of cited references (NCR) in each year, and the blue line  
208 shows the five-year median deviation. Outlier peaks are indicated by red stars and marked  
209 with their RPY.

210

211 Figure 3: RPYS spectrogram of the wine- and health-related resveratrol research; an interactive  
212 version is available at: <https://s.gwdg.de/i4qfNZ>.

213

214 Table 1 shows the most frequently cited references below the main peaks in Figure 3. Although  
215 1939/1940 is not an outlier peak, we included CR1 and CR2 from these two years because  
216 they report about the first isolation of phenolic substances from the roots of the medical plant  
217 white hellebore (*Veratrum grandiflorum*). These CRs can be seen as the historical origin of  
218 research on resveratrol as a plant product.

Table 1: Most frequently cited references below the main peaks in Figure 3

#CR	Cited reference	RPY	NCR
1	Takaoka M., 1939, Nippon Kagaku Kaishi, V60, P1090, DOI 10.1246/nikkashi1921.60.1090	1939	12
2	Takaoka M.J., 1940, J. Fac. Sci. Hokkaido Imperi, V3, P1	1940	41
3	Langcake P., 1976, Physiol. Plant Pathol., V9, P77, DOI 10.1016/0048-4059(76)90077-1	1976	149
4	Renaud S., 1992, Lancet, V339, P1523, DOI 10.1016/0140-6736(92)91277-F	1992	459
5	Siemann E.H., 1992, Am. J. Enol. Viticult., V43, P49	1992	200
6	Frankel E.N., 1993, Lancet, V341, P1103, DOI 10.1016/0140-6736(93)92472-6	1993	269
7	Frankel E.N., 1993, Lancet, V341, P454, DOI 10.1016/0140-6736(93)90206-V	1993	120
8	Fitzpatrick D.F., 1993, Am. J. Physiol., V265, pH774	1993	87

9	Pace-Asciak C.R., 1995, Clin. Chim. Acta, V235, P207, DOI 10.1016/0009-8981(95)06045-1	1995	283
10	Bertelli A.A.E., 1995, Int. J. Tissue React., V17, P1	1995	166
11	Jang M.S., 1997, Science, V275, P218, DOI 10.1126/science.275.5297.218	1997	895
12	Gehm B.D., 1997, PNAS USA, V94, P14138, DOI 10.1073/pnas.94.25.14138	1997	289
13	Soleas G.J., 1997, Clin. Biochem., V30, P91, DOI 10.1016/S0009- 9120(96)00155-5	1997	233
14	Fremont L., 2000, Life Sci., V66, P663, DOI 10.1016/S0024- 3205(99)00410-5	2000	336
15	Manna S.K., 2000, J. Immunol., V164, P6509, DOI 10.4049/jimmunol.164.12.6509	2000	161
16	Hung L.M., 2000, Cardiovasc. Res., V47, P549, DOI 10.1016/S0008- 6363(00)00102-4	2000	141
17	Wallerath T., 2002, Circulation, V106, P1652, DOI 10.1161/01.CIR.0000029925.18593.5C	2002	189
18	Burns J., 2002, J. Agr. Food Chem., V50, P3337, DOI 10.1021/jf0112973	2002	111
19	Wang Q., 2002, Brain Res., V958, P439, DOI 10.1016/S0006- 8993(02)03543-6	2002	108
20	Baur J.A., 2006, Nat. Rev. Drug. Discov., V5, P493, DOI 10.1038/nrd2060	2006	427
21	Baur J.A., 2006, Nature, V444, P337, DOI 10.1038/nature05354	2006	302
22	Lagouge M., 2006, Cell, V127, P1109, DOI 10.1016/j.cell.2006.11.013	2006	197

23	Brown V.A., 2010, Cancer Res., V70, P9003, DOI 10.1158/0008-5472.CAN-10-2364	2010	75
24	Cottart C.H., 2010, Mol. Nutr. Food Res., V54, P7, DOI 10.1002/mnfr.200900437	2010	66
25	Pacholec M., 2010, J. Biol. Chem., V285, P8340, DOI 10.1074/jbc.M109.088682	2010	56
26	Patel K.R., 2010, Cancer. Res., V70, P7392, DOI 10.1158/0008-5472.CAN-10-2027	2010	55
27	Chow H.H.S., 2010, Cancer Prev. Res., V3, P1168, DOI 10.1158/1940-6207.CAPR-09-0155	2010	48

219

220 In CR3, Langcake and Pryce reported the detection of *trans*-resveratrol in vitis vinifera and  
221 other vitaceaes as a response to infection and injury. In CR4, Renaud and Delorgeril discussed  
222 the so-called French paradox for coronary heart-disease (CHD) in connection with the  
223 consumption of alcohol and particularly of red wine. Inhibition of platelet aggregation by  
224 wine rather than an effect on atherosclerosis is presented as an explanation for protection from  
225 CHD in France. In CR5, Siemann and Creasy reported that the concentration of resveratrol in  
226 selected wines was determined as a function of variety, geographical origin, growing  
227 methods, and winemaking procedures. The results indicated that resveratrol might be the  
228 active ingredient in wines causing reduction of serum lipids. In CR6 and CR7, Frankel et al.  
229 reported that besides the alcohol content of wine, the phenolic compounds in red wine are  
230 assumed to have an important role in connection with the French paradox. The in-vitro studies  
231 show that the antioxidant properties of the phenolic substances in red wine inhibit the copper-  
232 catalyzed oxidation of human LDL. In CR8, Fitzpatrick et al. investigated possible effects of  
233 various grape wines and other grape products on vascular function in vitro. They remarked

234 that “[i]f such responses occur in vivo, they could ... contribute to a reduced incidence of  
235 coronary heart disease” (19). In CR9, Pace-Asciak et al. identified *trans*-resveratrol to be  
236 most important for the inhibition of platelet aggregation, thereby explaining the protective  
237 role of red wine against atherosclerosis and CHD. In CR10, Bertelli et al. examined the  
238 antiplatelet activity of synthetic and natural resveratrol in red wine. The results show that the  
239 antiaggregating effect of resveratrol is related to its concentration in red wine. In CR11, Jang  
240 et al. reported that resveratrol was found to have cancer preventive activity by acting as an  
241 antioxidant and antimutagen. The data suggest that resveratrol merits investigations as a  
242 potential cancer chemopreventive agent in humans. In CR12, Gehm et al. presented a study  
243 that broadens the spectrum of the biological actions of phenolic compounds in grapes and  
244 wines. They examined the estrogenic actions of resveratrol as a phytoestrogen in connection  
245 with human breast cancer cells. In CR13, Soleas et al. reviewed the literature about  
246 resveratrol. The authors of this review miss conclusive evidence for the absorption of  
247 resveratrol by humans in biologically significant amounts. They question but do not exclude  
248 beneficial activities as a consequence of moderate red wine consumption.

249 In CR14, Fremont summarized the various biological effects of resveratrol isomers in  
250 connection with human cardiovascular diseases and cancer. It is suggested that the  
251 bioavailability and the metabolic pathways should be better known before drawing any  
252 conclusions on the benefits of resveratrol to health. In CR15, Manna et al. reported that the  
253 anti-cancerogenic and anti-inflammatory effects of resveratrol are partially ascribed by the  
254 inhibition of the activation of a nuclear transcription factor (NP-kappa B and AP-1) and  
255 associated kinases. In CR16, Hung et al. reported that resveratrol was found to be a potent  
256 antiarrhythmic agent with cardioprotective properties in rats, possibly correlated with its  
257 antioxidant activity and upregulation of NO production. In CR17, Wallerath et al. reported  
258 about the effect of resveratrol on nitric oxide synthase expression (eNOS) in human

259 endothelial cells. In conclusion, the stimulation of eNOS expression may contribute to the  
260 cardiovascular protective effects attributed to resveratrol. In CR18, Burns et al. examined the  
261 concentrations of resveratrol and its glycoside in grapes, peanuts, and Itadori tea, “which has  
262 long been used in Japan and China as a traditional herbal remedy heart disease and stroke”  
263 (20). The authors state that “for people who do not consume alcohol, Itadori tea may be a  
264 suitable substitute for red wine” (20). In CR19, Wang et al. demonstrated for the first time,  
265 that resveratrol can cross the blood-brain barrier and exert protective effects against cerebral  
266 ischemic injury. In CR20, Baur and Sinclair comprehensively and critically reviewed in vivo  
267 data on resveratrol and considered its potential as a therapeutic for humans.

268 In CR21, Baur et al. discussed the improvement of health and survival of mice by resveratrol.  
269 The data “show that improving general health in mammals using small molecules is an  
270 attainable goal” (21). In CR22, Lagouge et al. revealed that resveratrol improves  
271 mitochondrial function and protects against metabolic disease in mice. In CR23, Brown et al.  
272 examined the cancer chemoprotective activity in healthy volunteers and analyzed the  
273 pharmacokinetic effects after repeated doses of resveratrol. “The results suggest that repeated  
274 administration of high doses of resveratrol generates micromolar concentrations of parent and  
275 much higher levels of glucuronide and sulfate conjugates in the plasma. The observed  
276 decrease in circulating IGF-I and IGFBP-3 might contribute to cancer chemopreventive  
277 activity.” (22) In CR24, Cottart et al. reviewed the results of recent studies that investigated  
278 the pharmacokinetics, bioavailability, and toxicity of resveratrol in humans. As a result,  
279 resveratrol seems to be well tolerated with no marked toxicity, which provides further support  
280 for the use as a pharmacological drug in human medicine. In CR25, Pacholec et al. analyzed  
281 activation of SIRT1 by resveratrol and other structurally related compounds. The authors  
282 concluded that the tested compounds are not direct activators of SIRT1. In CR26, Patel et al.  
283 presented their study about the clinical pharmacology of resveratrol in colorectal cancer

284 patients. The results suggest that daily p.o. doses of resveratrol at 0.5 or 1.0 g elicit  
 285 anticancerogenic effects. The authors stated that “resveratrol merits further clinical evaluation  
 286 as a potential colorectal cancer chemopreventive agent” (23). In CR27, Chow et al. analyzed  
 287 the effect of pharmacological doses of resveratrol on drug- and carcinogen-metabolizing  
 288 enzymes of healthy volunteers. The authors concluded that resveratrol can modulate enzyme  
 289 systems and thereby inhibit carcinogenesis. They suggest to consider lower doses of  
 290 resveratrol for cancer prevention to minimize adverse metabolic drug interactions.

291 Table 2: Cited references that were cited very frequently in at least 15 different citing years (i.e.,  
 292 N\_TOP10 $\geq$ 15) that are not included in Table 1

#CR	Cited Reference	RPY	NCR	N_TOP10
28	Subbaramaiah K., 1998, J. Biol. Chem., V273, P21875, DOI 10.1074/jbc.273.34.21875	1998	216	17
29	Howitz K.T., 2003, Nature, V425, P191, DOI 10.1038/nature01960	2003	275	17
30	Clement M. V., 1998, Blood, V92, P996	1998	223	16
31	Goldberg D. A., 2003, Clin. Biochem., V36, P79, DOI 10.1016/S0009-9120(02)00397-1	2003	156	16
32	Walle T., 2004, Drug Metab. Dispos., V32, P1377, DOI 10.1124/dmd.104.000885	2004	259	16
33	Aggarwal B.B., 2004, Anticancer Res., V24, P2783	2004	202	16
34	Ray P.S., 1999, Free Radical Bio. Med., V27, P160, DOI 10.1016/S0891-5849(99)00063-5	1999	158	15
35	Bowers J.L., 2000, Endocrinology, V141, P3657, DOI 10.1210/en.141.10.3657	2000	114	15



36	Wu J.M., 2001, Int. J. Mol. Med., V8, P3	2001	105	15
----	--	------	-----	----

293

294 In CR28, Subbaramaiah et al. report about the inhibition of specific biochemical pathways in  
295 human mammary and oral epithelial cells. The authors state that their “data are likely to be  
296 important for understanding the anti-cancer and anti-inflammatory properties of resveratrol.”  
297 (24) In CR29, Howitz et al. found that resveratrol mimics caloric restriction of  
298 *saccharomyces*, resulting in increased DNA stability and extended lifespan of lower  
299 organisms. In CR30, Clement et al. reported on the anti-cancer activity of resveratrol by  
300 triggering the apoptosis in human tumor cells. The authors state that their data highlight the  
301 chemotherapeutic potential of resveratrol. In CR31, Goldberg et al. reported on the absorption  
302 of three wine-related polyphenols (*trans*-resveratrol, catechin, and quercetin) by healthy  
303 males, measuring the polyphenols in blood serum and urine after oral consumption. The  
304 absorption of *trans*-resveratrol was found to be the most efficient. In CR32, Walle et al. found  
305 high absorption but very low bioavailability of oral resveratrol in humans. However, they  
306 state that accumulation of resveratrol and its metabolites in epithelial cells may still cause  
307 cancer-preventive effects. In CR33, Aggarwal: et al. present an overview of preclinical and  
308 clinical studies dealing with the role of resveratrol in the prevention and therapy of cancer. In  
309 CR34, Ray et al. studied the potential cardioprotective effects of resveratrol using isolated rat  
310 hearts. The results indicate “that resveratrol possesses cardioprotective effects which may be  
311 attributed to its peroxy radical scavenging activity.” (25) In CR35, Bowers et al. reported on  
312 the biochemistry of resveratrol in connection with estrogen receptors, which seem to be  
313 important for the health effects of polyphenols. In CR36, Wu et al. reviewed the literature  
314 concerning the biosynthesis and presence of resveratrol in food groups and wines, the various  
315 reported health effects of resveratrol, and particularly the mechanism of its cardio-protective  
316 effect.

317 No additional cited references were found within the 15 most referenced cited references  
318 (NCR $\geq$ 200). Therefore, we assume that we found the most impactful studies that are listed  
319 in Table 1 and Table 2.

## 320 **4. Discussion and Conclusions**

321 This bibliometric analysis deals with the health-related effects of resveratrol that occurs in  
322 wine and grapes. We employed the multidisciplinary database WoS due to the  
323 multidisciplinary nature of the topic. We analyzed the annual publication profile of the 3344  
324 publications that were retrieved by our search query (see supporting information S1).  
325 Publication activity increased until 2010 and decreased slightly afterwards. We analyzed  
326 frequently occurring author keywords and classified them into six groups: (1) beverages-  
327 related keywords, (2) compounds-related keywords, (3) diseases-related keywords, (4)  
328 effects-related keywords, (5) mechanisms-related keywords, and (6) broader keywords.  
329 Finally, we analyzed and discussed the most frequently cited references (i.e., key papers)  
330 within the publication set.

331 A comparatively large portion of the key papers revealed by the RPYS spectrogram and the  
332 N\_TOP10 indicator takes a positive attitude and reports about health effects of resveratrol.  
333 However, limited data in humans preclude drawing unambiguous conclusions on the health-  
334 related benefits of resveratrol. Conclusive evidence for resveratrol absorption by humans in  
335 biologically significant amounts and the mechanisms and metabolic pathways of the various  
336 potential health effects seem to be still lacking. In our analysis, we could not identify specific  
337 papers that imply a distinct change of direction of the ongoing scientific discourse. Moderate  
338 red wine consumption seems to have the potential of being health promoting, whereas  
339 excessive alcohol consumption can induce liver cirrhosis and cancer. Obviously, further

340 research and more in vivo studies are needed, before resveratrol (or red wine) becomes a  
341 pharmacological drug in human medicine.

342 Finally, we emphasize that we are no experts in the medical area and that more expert  
343 knowledge is needed for an in-depth interpretation of the results of our study. We presented a  
344 bibliometric method including the search query for retrieving the publication set and the  
345 appropriate analysis tools, i.e., VOSviewer and CReXplorer. Interested readers can study our  
346 RPYS results in more detail via the interactive RPYS spectrogram. Alternatively, readers with  
347 access to WoS can retrieve the relevant publications or modify the search query (if desired)  
348 and download the search results for further analysis according to their own interests and  
349 needs.

350 The more recent publications had hardly any chance to accumulate higher citation counts until  
351 present. Therefore, the explanatory power of RPYS steadily decreases towards the present.  
352 The differentiation between higher and lower impact papers diminishes and key papers can  
353 hardly be identified based on their citation impact.

354

355

## 356 References

- 357 1. Lucarini M, Durazzo A, Lombardi-Boccia G, Souto EB, Cecchini F, Santini A. Wine Polyphenols  
358 and Health: Quantitative Research Literature Analysis. *Applied Sciences*. 2021;11(11):4762.
- 359 2. Takaoka M. The Phenolic Substances of White Hellebore (*Veratrum Grandiflorum* Loes. Fill).  
360 V Synthesis of Resveratrol (3, 5, 4-Trioxystilbene) and its Derivatives. *NIPPON KAGAKU KAISHI*.  
361 1940;61(10):1067-9.
- 362 3. Takaoka M. Resveratrol, a New Phenolic Compound, from *Veratrum grandiflorum*. *Journal of*  
363 *the Chemical Society of Japan*. 1939;60(11):1090-100.
- 364 4. Wu JM, Wang ZR, Hsieh TC, Bruder JL, Zou JG, Huang YZ. Mechanism of cardioprotection by  
365 resveratrol, a phenolic antioxidant present in red wine (Review). *INTERNATIONAL JOURNAL OF*  
366 *MOLECULAR MEDICINE*. 2001;8(1):3-17.
- 367 5. Galton F. *Vox Populi*. *Nature*. 1907;75(1949):450-1.
- 368 6. Marx W, Bornmann L. Change of perspective: bibliometrics from the point of view of cited  
369 references-a literature overview on approaches to the evaluation of cited references in bibliometrics.  
370 *Scientometrics*. 2016;109(2):1397-415.
- 371 7. Bornmann L, Marx W. The wisdom of citing scientists. *Journal of the American Society of*  
372 *Information Science and Technology*. 2014;65(6):1288-92.
- 373 8. Birkle C, Pendlebury DA, Schnell J, Adams J. Web of Science as a data source for research on  
374 scientific and scholarly activity. *Quantitative Science Studies*. 2020;1(1):363-76.
- 375 9. van Eck NJ, Waltman L. Software survey: VOSviewer, a computer program for bibliometric  
376 mapping. *Scientometrics*. 2010;84(2):523-38.
- 377 10. Thor A, Bornmann L, Marx W, Mutz R. Identifying single influential publications in a research  
378 field: new analysis opportunities of the CRExplorer. *Scientometrics*. 2018;116(1):591-608.
- 379 11. Thor A, Marx W, Leydesdorff L, Bornmann L. New features of CitedReferencesExplorer  
380 (CRExplorer). *Scientometrics*. 2016;109(3):2049-51.
- 381 12. Thor A, Marx W, Leydesdorff L, Bornmann L. Introducing CitedReferencesExplorer  
382 (CRExplorer): A program for reference publication year spectroscopy with cited references  
383 standardization. *Journal of Informetrics*. 2016;10(2):503-15.
- 384 13. R Core Team. R: A language and environment for statistical computing. 3.5.0 ed. Vienna,  
385 Austria: R Foundation for Statistical Computing; 2018.
- 386 14. Haunschild R. BibPlots: Plot functions for use in bibliometrics. R package version 0.0.8. 2021  
387 [Available from: <https://cran.r-project.org/web/packages/BibPlots/index.html>].
- 388 15. Vanderkam D, Allaire JJ, Owen J, Gromer D, Thieurmel B. dygraphs: Interface to 'Dygraphs'  
389 interactive time series charting library. R package version 1.1.1.6. 2018 [Available from:  
390 <https://CRAN.R-project.org/package=dygraphs>].
- 391 16. Tukey JW. *Exploratory data analysis*. Boston, MA, USA: Addison-Wesley Publishing Company;  
392 1977.
- 393 17. Thor A, Bornmann L, Haunschild R. CitedReferencesExplorer (CRExplorer) manual 2018  
394 [Available from: <https://andreas-thor.github.io/cre/manual.pdf>].
- 395 18. Haunschild R, Bornmann L. Reference Publication Year Spectroscopy (RPYS) in practice: Three  
396 RPYS analyzes in the course of Workshop III "Cited References Analysis Using CRExplorer" at the 18th  
397 ISSI conference 2021 September 17, 2021. Available from: <https://arxiv.org/abs/2109.00969>.
- 398 19. Fitzpatrick DF, Hirschfield SL, Coffey RG. Endothelium-dependent vasorelaxing activity of  
399 wine and other grape products. *American Journal of Physiology-Heart and Circulatory Physiology*.  
400 1993;265(2):H774-H8.
- 401 20. Burns J, Yokota T, Ashihara H, Lean MEJ, Crozier A. Plant Foods and Herbal Sources of  
402 Resveratrol. *Journal of Agricultural and Food Chemistry*. 2002;50(11):3337-40.
- 403 21. Baur JA, Pearson KJ, Price NL, Jamieson HA, Lerin C, Kalra A, et al. Resveratrol improves  
404 health and survival of mice on a high-calorie diet. *Nature*. 2006;444(7117):337-42.

- 405 22. Brown VA, Patel KR, Viskaduraki M, Crowell JA, Perloff M, Booth TD, et al. Repeat Dose Study  
406 of the Cancer Chemopreventive Agent Resveratrol in Healthy Volunteers: Safety, Pharmacokinetics,  
407 and Effect on the Insulin-like Growth Factor Axis. *Cancer Research*. 2010;70(22):9003.
- 408 23. Patel KR, Brown VA, Jones DJL, Britton RG, Hemingway D, Miller AS, et al. Clinical  
409 Pharmacology of Resveratrol and Its Metabolites in Colorectal Cancer Patients. *Cancer Research*.  
410 2010;70(19):7392.
- 411 24. Subbaramaiah K, Chung WJ, Michaluart P, Telang N, Tanabe T, Inoue H, et al. Resveratrol  
412 Inhibits Cyclooxygenase-2 Transcription and Activity in Phorbol Ester-treated Human Mammary  
413 Epithelial Cells\*. *Journal of Biological Chemistry*. 1998;273(34):21875-82.
- 414 25. Ray PS, Maulik G, Cordis GA, Bertelli AAE, Bertelli A, Das DK. The red wine antioxidant  
415 resveratrol protects isolated rat hearts from ischemia reperfusion injury. *Free Radical Biology and*  
416 *Medicine*. 1999;27(1):160-9.
- 417
- 418
- 419

420 Supporting information S1

421 WoS search query

422

423 Supporting information S2

424 Author keyword replacements for grouping of clear synonyms

425

Number of Publications

200

150

100

50

0

1990

1995

2000

2005

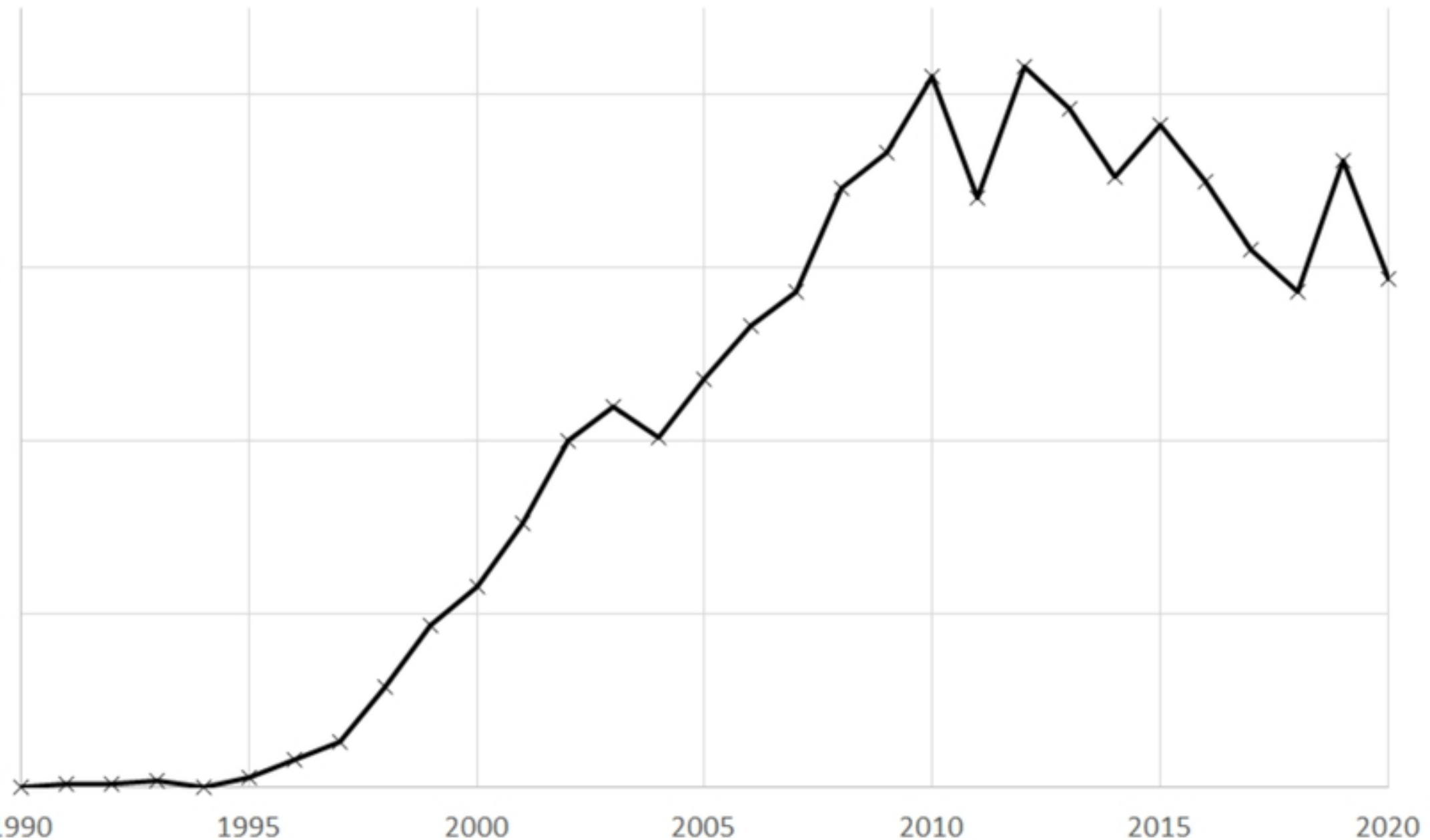
2010

2015

2020

Publication year

Figure 1





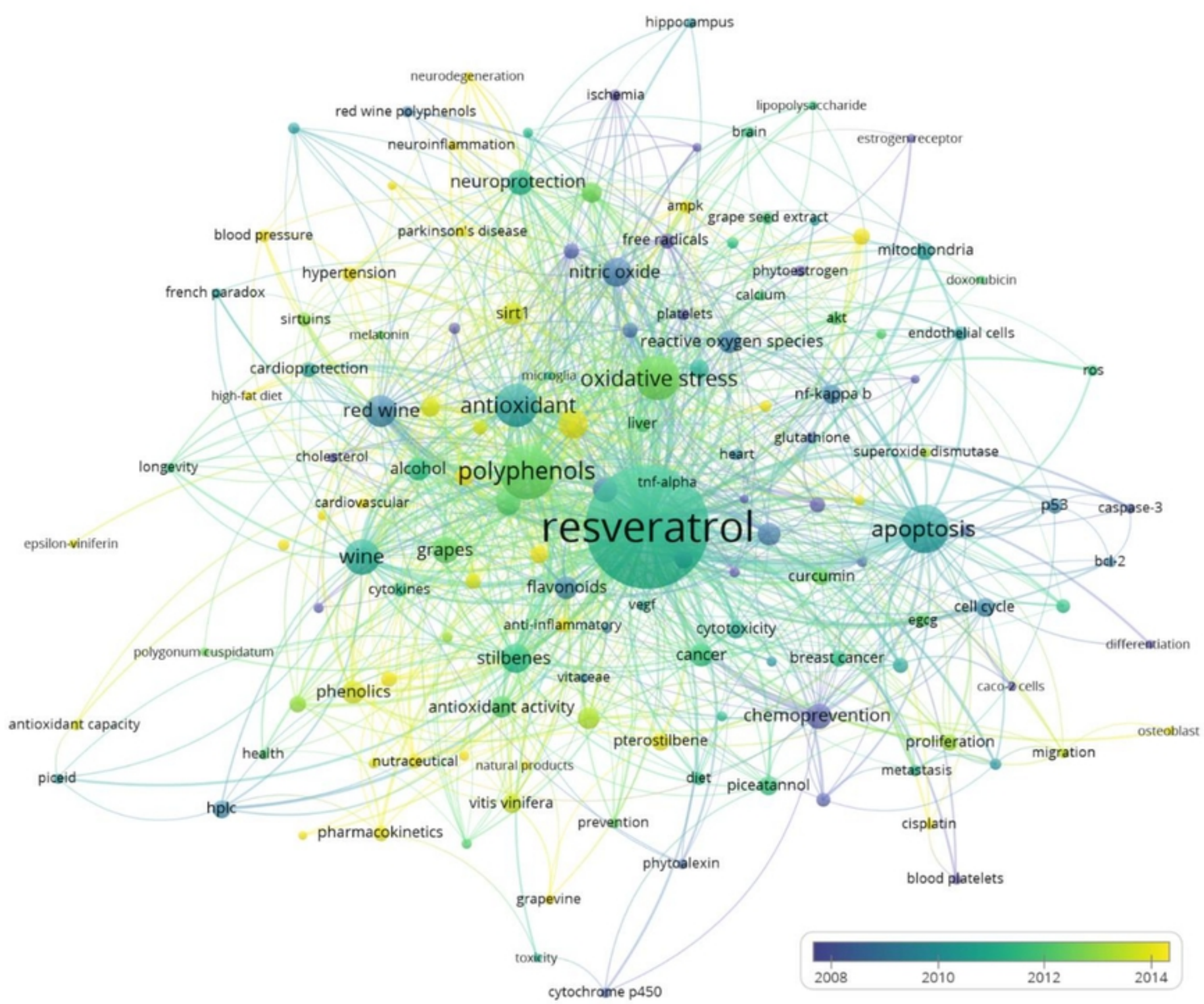


Figure 2



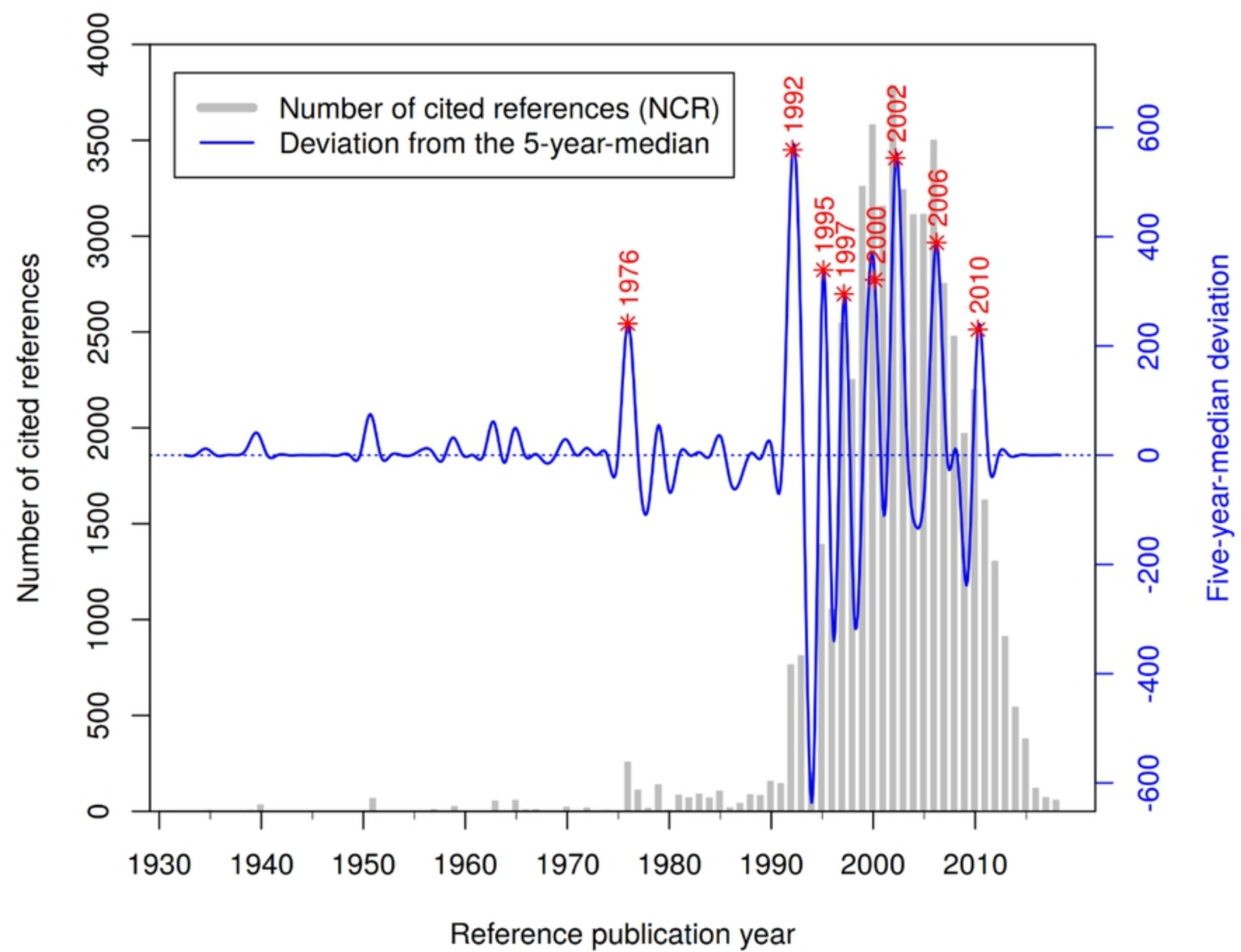


Figure 3