

1 **SARS-CoV-2 in schools: genome analysis shows that concurrent cases in the second**
2 **and third wave were often unconnected**

3

4 Madlen Stange^{1,2,3,4†}, Eva Wuerfel^{5†}, Jelissa Katharina Peter^{6†}, Helena Seth-Smith^{1,2,3}, Tim
5 Roloff^{1,2,3}, Severin Gsponer⁶, Alfredo Mari^{1,3}, Blanca Cabrera Gil⁷, Aitana Lebrand⁷, Fanny
6 Wegner^{1,2,3}, Ulrich Heininger⁸, Julia Bielicki⁸, Sarah Tschudin Sutter⁹, Tanja Stadler^{3,10},
7 Karoline Leuzinger^{11,12}, Hans H. Hirsch^{9,11,12}, Markus Ledergerber⁵, Simon Fuchs⁶, Adrian
8 Egli^{1,2*}

9 ¹ Applied Microbiology Research, Department of Biomedicine, University of Basel, Basel,
10 Switzerland

11 ² Division of Clinical Bacteriology and Mycology, University Hospital Basel, Basel, Switzerland

12 ³ SIB Swiss Institute of Bioinformatics - Basel, Switzerland

13 ⁴ Centre for Molecular Biodiversity Research, Leibniz Institute for the Analysis of Biodiversity
14 Change / ZFMK, Museum Koenig, Bonn, Germany

15 ⁵ Child and Youth Health Service, Department of Health Basel-City, Basel, Switzerland

16 ⁶ Department of Health Basel-City, Basel, Switzerland

17 ⁷ SIB Swiss Institute of Bioinformatics - Geneva, Switzerland

18 ⁸ Pediatric Infectious Diseases, Children's University Hospital Basel and University of Basel,
19 Basel, Switzerland

20 ⁹ Infectious Diseases and Hospital Epidemiology, University Hospital Basel and University of
21 Basel, Basel, Switzerland

22 ¹⁰ Department of Biosystems Science and Engineering, ETH Zurich, Basel, Switzerland

23 ¹¹ Clinical Virology, University Hospital Basel, Basel, Switzerland

24 ¹² Transplantation & Clinical Virology, Department of Biomedicine, University of Basel, Basel,
25 Switzerland

26

27 * Corresponding author

28 Email: adrian.egli@usb.ch

29

30 [†] These authors contributed equally to this work.

NOTE: This preprint reports new research that has not been certified by peer review and should not be used to guide clinical practice.

31 **Abstract (377 words)**

32 **Background.** The risk of SARS-CoV-2 (SCoV2) infection in schools and student households
33 is typically assessed using classical epidemiology whereby transmission is based on time of
34 symptom onset and contact tracing data. Using such methodologies may be imprecise
35 regarding transmission events of different, simultaneous SCoV2 variants spreading with
36 different rates and directions in a given population. We analysed with high resolution the
37 transmission among different communities, social networks, and educational institutions and
38 the extent of outbreaks using whole genome sequencing (WGS).

39 **Methods and Findings.** We combined WGS and contact tracing spanning two pandemic
40 waves from October 2020 to May 2021 in the Canton of Basel-City, Switzerland and performed
41 an in-depth analysis of 235 cases relating to 22 educational institutions. We describe the
42 caseload in educational institutions and the public health measures taken and delineate the
43 WGS-supported outbreak surveillance.

44 During the study period, 1,573 of 24,557 (6.4%) children and 410 of 3,726 (11%) staff
45 members from educational institutions were reported SCoV2 positive. Thereof, WGS data from
46 83 children, 35 adult staff in 22 educational institutions and their 117 contacts (social network,
47 families) was available and analysed. 353 contextual sequences from residents of the Canton
48 of Basel-City sequenced through surveillance were identified to be related to cases in the
49 educational institutions. In total, we identified 55 clusters and found that coinciding SCoV2-
50 cases in individual educational institutions were mostly introduced from different sources such
51 as social networks or the larger community. More transmission chains started in the community
52 and were brought into the educational institutions than vice versa (31 vs. 13). Adolescents (12-
53 19 years old) had the highest case prevalence over both waves compared to younger children
54 or adults, especially for the emerging Alpha variant.

55 **Conclusions.** Introduction of SCoV2 into schools accounts for most events and reflects
56 transmission closely related to social activity, whereby teenagers and young adults contribute
57 to significant parallel activity. Combining WGS with contact tracing is pivotal to properly inform
58 authorities about SCoV2 infection clusters and transmission directions in educational settings
59 and the effectiveness of enacted public health measures. The gathered data showing more
60 clusters to seed in the community than vice versa as well as few subsequent in-school
61 transmissions indicate that the agilely employed health measures for educational institutions
62 helped to prevent outbreaks among staff and children.

63 The clinical trial accession number is NCT04351503 (clinicaltrials.gov).

64

65 Introduction

66 During the first wave of the SARS-CoV-2 (SCoV2) pandemic in 2020, schools and day-care
67 centres for children were widely closed around the world as part of the extensive measures,
68 in order to reduce community-spread of the pandemic virus. In the following months, data
69 suggested that children were not the main drivers of the SCoV2 pandemic; although children
70 do get infected and transmit the virus, they are less susceptible to infection than adults [1–3]
71 and also at low risk of a severe clinical course [4]. On the other hand, negative side-effects of
72 the global lockdowns were found to be particularly pronounced in children and adolescents.
73 Children from socio-demographic less privileged families regularly suffered from educational
74 and psychological constraints because of the school closures [5,6].

75 In Switzerland, as in many other countries worldwide, the experiences from the strict lockdown
76 during the first wave of the pandemic led to a broad social agreement to avoid further school
77 closures during the ongoing pandemic with all possible efforts [7–9]. However, whether SCoV2
78 would circulate uncontrolled in schools and childcare facilities was controversially discussed
79 and difficult to address due to lack of experience with the new pandemic virus. Viewpoints
80 changed over time with the emergence of new data, more transmissible SCoV2 lineages, and
81 an increasingly vaccinated adult population.

82 The widespread school closures had hampered the ability to collect data on the transmission
83 risk in these settings. Studies addressing the question of SCoV2 infection patterns in schools
84 and childcare facilities most often inferred infection clusters and attack rates based on date of
85 symptom onset or positive test result, and contact tracing. Those studies largely concluded
86 low contribution of schools to the overall dynamics of the epidemic, evidenced by few child-to-
87 child transmissions [10–13] and few child-to-household transmissions [14]. Transmission and
88 outbreaks that failed to be contained were shown to be due to insufficiently executed mitigation
89 measures [11]. Importantly, these studies were often conducted over a short time-frame of a
90 few weeks and primarily relied on counting numbers of SCoV2 infected students and staff
91 members in schools, assuming that concurrently occurring infections in schools equate to
92 contagion within the school. The directionality of transmission was deduced via the chronology
93 of onset of symptoms. However, this may be misleading, as cases may arise from
94 transmissions outside school premises. The diversification of SCoV2 into lineages [15] can be
95 discerned by the application of whole genome sequencing (WGS). WGS provides the highest
96 typing resolution and even allows the separation of single viral genotypes (variants) within and
97 between samples from infected individuals. Ultimately, this means that the above found child-
98 to-child and child-to-household transmission events could be even less, if controlled for virus
99 identity of the infected persons. Further, studies that focussed on outbreak analyses in
100 educational settings using WGS did not consider the outbreaks in relation to infection events
101 in the larger community context [16] and hence could not draw conclusions about whether
102 genotypic variation in the observed outbreak was due to viral evolution or the simultaneous
103 introduction of similar variants from the community. A profound knowledge about the routes
104 and directions of transmission events between and within schools and communities would
105 allow adaptation of measurement concepts to reduce transmission events.

106 In this study, we address the question, whether clusters of SCoV2 infections in children and
107 adolescents within educational settings over two pandemic waves (October 2020 to May 2021)
108 were acquired in schools or childcare facilities, or if these could rather be traced back to
109 transmission events within the family, other social networks, or the broader community. We

110 further investigated the prevalence of detected SCoV2 lineages across different age groups.
111 Our work used a complementary approach combining detailed contact tracing data with WGS
112 of viral isolates to reconstruct the routes of transmission at high resolution.

113 **Methods**

114 **Study design.** In this observational retrospective epidemiological study, we describe SCoV2
115 transmission dynamics over a period of eight months from October 2020 to May 2021 within
116 educational institutions of the Canton of Basel-City, Switzerland. This time frame includes the
117 second and third SCoV2 local epidemic waves in Switzerland. The first wave is not included
118 in the study because schools were closed early during the first wave and testing capacities
119 were limited to symptomatic people, which led to an incalculable underestimation of the total
120 caseload among children [17,18].

121 All cases in schools and child care facilities were monitored by the Child and Adolescent Health
122 Services of Basel-City. Here, case clusters with suspected in-school transmission and contacts
123 were identified for WGS and subjected to a molecular epidemiological outbreak analysis.
124 Potential clusters of cases in schools were defined as four or more cases among students and
125 children and staff in the same educational group appearing within ten days between single
126 cases. We excluded cases that did not fit the definition of potential clusters. For not previously
127 sequenced samples via our surveillance program, the patients' nasopharyngeal swabs or
128 saliva samples were collected from the testing laboratories and sent to the University Hospital
129 of Basel for WGS and lineage typing. Two datasets were used for the subsequent analyses.
130 Firstly, WGS data of SCoV2 isolates from all inhabitants of the canton of Basel-City were
131 combined with WGS and contact tracing data from case clusters to infer routes of transmission
132 in educational institutions for the respective study period. Secondly, WGS data from all
133 inhabitants of the canton of Basel-City with available age data were used to infer SCoV2
134 lineage-specific prevalence per age group, as well as the odds of certain SCoV2 lineages
135 affecting younger age groups more than adults.

136 **Ethical statement.** The study was approved by the local ethical committee (EKNZ number
137 2020-00769). All data was anonymized for the analysis of the transmission events.

138 **Description of the school landscape in the Canton of Basel-City.** In the Canton of Basel-
139 City, children start compulsory education at the age of four years with two years of
140 kindergarten. This is followed by six years of primary school (children aged 6 to 12 years) and
141 three years of secondary school level I (children aged 12 to 15 years). This compulsory
142 education is followed by two to four years of secondary school level II (children aged 15 years
143 and older), which ranges from vocational education to college education and prepares for
144 tertiary education. In 2021, at the Canton of Basel-City primary schools and kindergarten count
145 12,814 students and 1,906 teachers; secondary schools level I count 4,343 students and 650
146 teachers; secondary schools level II count 7,400 students and 1,170 teachers (data provided
147 by the Department of Education of Basel-City). From the age of 15 weeks, children can be
148 supervised in childcare facilities. Some of them foster open concepts with open age structures
149 (children aged from 3 months to 14 years), which allow for mixing across age groups. Childcare
150 facilities are often attended by students from different primary schools and kindergartens.

151

152 **General case management.** The diagnostic laboratories notify each SCoV2 negative or
153 positive test result via the national, mandatory reporting system to the Department of Health
154 Basel-City as the official place of residence. The Department of Health Basel-City established
155 a contact tracing team at the beginning of the pandemic. The management of SCoV2 positive
156 cases was adjusted over time according to case prevalence and circulation of new Variants of
157 Concern (VOCs), such as the Alpha variant (B.1.1.7), Gamma (P.1), and Beta (B.1.351) at the
158 time. Throughout the pandemic, all individuals tested positive for SCoV2 (index patient (IP))
159 were contacted by phone and were isolated for ten days. Isolation started from the day after
160 the onset of first symptoms or the date of sampling in asymptomatic patients. All individuals
161 tested positive by an antigen test were advised to confirm infection with a SCoV2 specific
162 nucleic acid amplification test (NAT) assay. All close contact persons (CCP) were also sent
163 into quarantine for ten days - beginning from the day of the last close contact to the IP. Close
164 contact outside of school and childcare facilities was defined as contact with less than 1.5
165 metres distance for more than 15 minutes without sufficient protective measures (e.g. wearing
166 of masks). CCP were advised to take a NAT assay during the ten-day quarantine. During the
167 isolation or quarantine, personal and clinical information was registered in the cantonal COVID
168 Care App-database. The health condition of all IPs and CCPs was monitored through a
169 smartphone app where questionnaires were filled out regarding the current severity or absence
170 of symptoms. Individuals without the app were followed-up by phone. All IPs and CCPs were
171 contacted at least twice during their isolation or quarantine. From 22 January 2021 to 5 March
172 2021, during the emergence of the Alpha variant, the Department of Health Basel-City
173 quarantined all individuals living in the same household as CCPs. Further, all second-degree
174 contact persons (close contact persons of CCPs) were advised to take a SCoV2 specific NAT
175 assay between the 5th and 10th day after the last close contact. Exemptions for CCP from the
176 obligation to test and quarantine were granted to fully vaccinated individuals and individuals
177 with a SCoV2 infection up to six months prior to the close contact (**Table S1**).

178 Within the Department of Health Basel-City, the team of “Child and Youth Health Service”
179 recorded and managed all SCoV2 cases occurring in schools and childcare facilities, including
180 infections of children, youth, and educational staff. The Child and Youth Health Service
181 decided on additional measures in these facilities such as quarantines of entire school classes.
182 During the study period, several parameters regarding prevention, detection, and
183 management of SCoV2 cases were repeatedly adjusted according to the epidemiological
184 situation. These included testing recommendations, management of detected cases (e.g.,
185 extent of isolation and contact quarantine), and protection concepts in schools and in public.

186 **Molecular surveillance via whole-genome sequencing.** All laboratory-confirmed SCoV2
187 positive nasopharyngeal swabs or saliva samples tested at the University Hospital Basel
188 (UHB) [17,18], and samples from external providers requested by the Department of Health
189 Basel-City were subjected to WGS as previously described [19]. Briefly, we used the
190 NextSeq500 platform (Illumina) and the ARTIC 3.0 protocol and sequences were quality
191 controlled using our in-house developed pipeline COVGAP. We identified viral lineages based
192 on PANGO nomenclature [15]. During the study period the UHB attempted to sequence 4,960
193 samples, of which 3,433 were of sufficient quality for further investigations. WGS data were
194 shared via the Swiss Pathogen Surveillance Platform [20] (SPSP, www.spsp.ch) and
195 subsequently deposited at GISAID (<https://www.gisaid.org>) and the European Nucleotide
196 Archive (ENA, <https://www.ebi.ac.uk/ena/browser/home>) at EMBL-EBI. Regular data exports
197 were generated from SPSP to the Swiss Federal Office of Public Health. Isolates that were

198 not specifically sequenced for this analysis were used as community or contextual sequences.
199 We could, in most instances, access meta information such as host sex, age, place of
200 residence and, travel history for the whole-genome sequenced samples originating from UHB,
201 whereas semi-public and public data retrieved from external sources such as GISAID or ENA
202 lack this information. Filtering data from UHB and additional samples by other providers from
203 ENA for those originating from the Canton of Basel-City residents only between 1 October
204 2020 to 31 May 2021 yielded 4,674 sequences that were subjected to analyses of transmission
205 direction (**Table S2**; 3,433 from UHB, 1,240 from ETHZ, 1 from HUG). A subset of 1,693
206 sequences contained information on age and were subjected to the analysis of lineage-specific
207 infections in children and adolescents (**Table S2**; 1,589 from UHB, 4 from ETHZ).

208 **Assessment of infection risk of children for specific lineages from cases of residents**
209 **of the Canton of Basel-City.** We calculated census-normalised ratios of sequenced and
210 reported cases in children in order to infer whether children and youth in different education
211 institutions were more at risk to be infected with certain viral lineages than adults. The ratios
212 were then scaled to 100,000 inhabitants. With the available metadata for this particular
213 analysis, we cannot know which educational institution the infected person visited, so we
214 inferred the educational institution using age as a proxy. We equated zero- to three-year-olds
215 to “childcare”, four- to five-year-olds to “kindergarten” (i.e., mandatory pre-school); six- to
216 eleven-year-olds to “primary school”, 12- to 15-year-olds to “secondary school Level I”, and
217 16- to 19-year-olds to “secondary school Level II. People aged 20 or older were assigned as
218 “adults”. Case numbers can be found in **Table 2**.

219 This analysis was done for three significant time frames which differed by major health
220 measure in the schools as outlined in **Figure 1**. The first time frame from 1 October 2020 to
221 31 December 2020, or second pandemic wave before the occurrence of VOCs; the second
222 time frame from 1 January 2021 to 28 February 2021, or second pandemic wave with the
223 Alpha variant emerging; and the third time frame from 1 March 2021 to 31 May 2021, or the
224 third pandemic wave with the Alpha variant dominating.

225 To quantify the risk of children in different institutions according to their age being infected with
226 a certain lineage, we applying logistic regression using age groups as co-variate and extracted
227 odds ratios and p-values for the exponential model coefficients. Confidence intervals are
228 calculated as exponential 2.5% and 97.5% confidence intervals from the fitted model (point
229 estimate of the coefficient +/- 97.5% symmetric interval for a standard normal distribution x
230 standard error of the coefficient).

231 **Detection of transmission chains in suspected outbreak events.** Within the context of
232 targeted resolution of suspected outbreaks in schools or childcare facilities, we analysed 235
233 high-quality SCoV2 genomes from 83 children and students (5.3% of 1,573 totally infected),
234 22 teachers and 13 educational caregivers (8.5% of totally infected staff), and 117 household
235 contacts. These were from four *Kindertagesstätten* (childcare facilities), two *Tagesstrukturen*
236 (childcare facilities), one *Kindergarten* (i.e., pre-school), 13 primary schools, and two
237 secondary schools level I. The percentage of included children and students is low as most
238 cases did not fit our inclusion criteria (at least 5 clustered cases within 10 days) and due to a
239 lower success rate in sequencing due to potential pre-analytical issues with samples from
240 these cohorts. In contrast to the above-mentioned analysis, we know from contact-tracing,
241 which educational institutions were attended by each IP and which persons were CCPs. We
242 discerned the source of infection between (i) community-acquired (publicly-available

243 contextual data on ENA (**Table S2**) from genomic surveillance from residents of the Canton of
244 Basel-City), (ii) social-network-acquired from known contacts, or (iii) school-acquired.
245 Transmission chains were defined as genomes that are connected by hierarchical clustering
246 to a seed consisting of a 0 single nucleotide polymorphism (SNP) distance cluster. In detail, a
247 three-step method was used to identify transmission chains. Firstly, sequences at 0 SNP
248 distance (including missing regions) were grouped to obtain strict, mutually-exclusive, clusters,
249 without applying a time window for cluster delimitation, as we were interested in the
250 progression of transmission chains. At this point, if a SNP difference occurred in a missing
251 region of an otherwise identical sequence, this was counted as a SNP difference of 1 and
252 hence, the sequence with the missing region was placed in a separate cluster. To overcome
253 this limitation and also to account for the fact that the virus can mutate within a transmission
254 chain the initial 0 SNP clusters were expanded by adding sequences at 1 SNP distance from
255 each member of the cluster in a second step. Finally, to avoid having too many clusters that
256 contain several overlapping sequences, the expanded clusters were merged using hierarchical
257 clustering based on the sequences belonging to each expanded cluster. The resulting merged
258 superclusters allowed the identification of transmission chains based on nucleotide level
259 mutations from the whole genome sequence. The code used for transmission chains is freely
260 available (<https://gitlab.sib.swiss/SPSP/sarscov2/cluster-detection>).

261 **Tools used for data wrangling, statistical analysis, and visualisation of results.** Data
262 processing was done either in R version 4.0.3 [21] or Python v3.8.9 [22]. Odds ratios were
263 calculated using questionr v0.7.4 [23]. The following packages were used for data wrangling
264 and visualisation: tidyr v1.1.3 [24], ggplot2 v3.3.3 [25], pivottabler v1.5.2 [26], tibble v3.1.0 [27],
265 hrbrthemes v0.8.0 [28], ggpubr v0.4.0 [29], pandas v1.2.4 [30], and plotly v4.14.3 [31].

266 Results

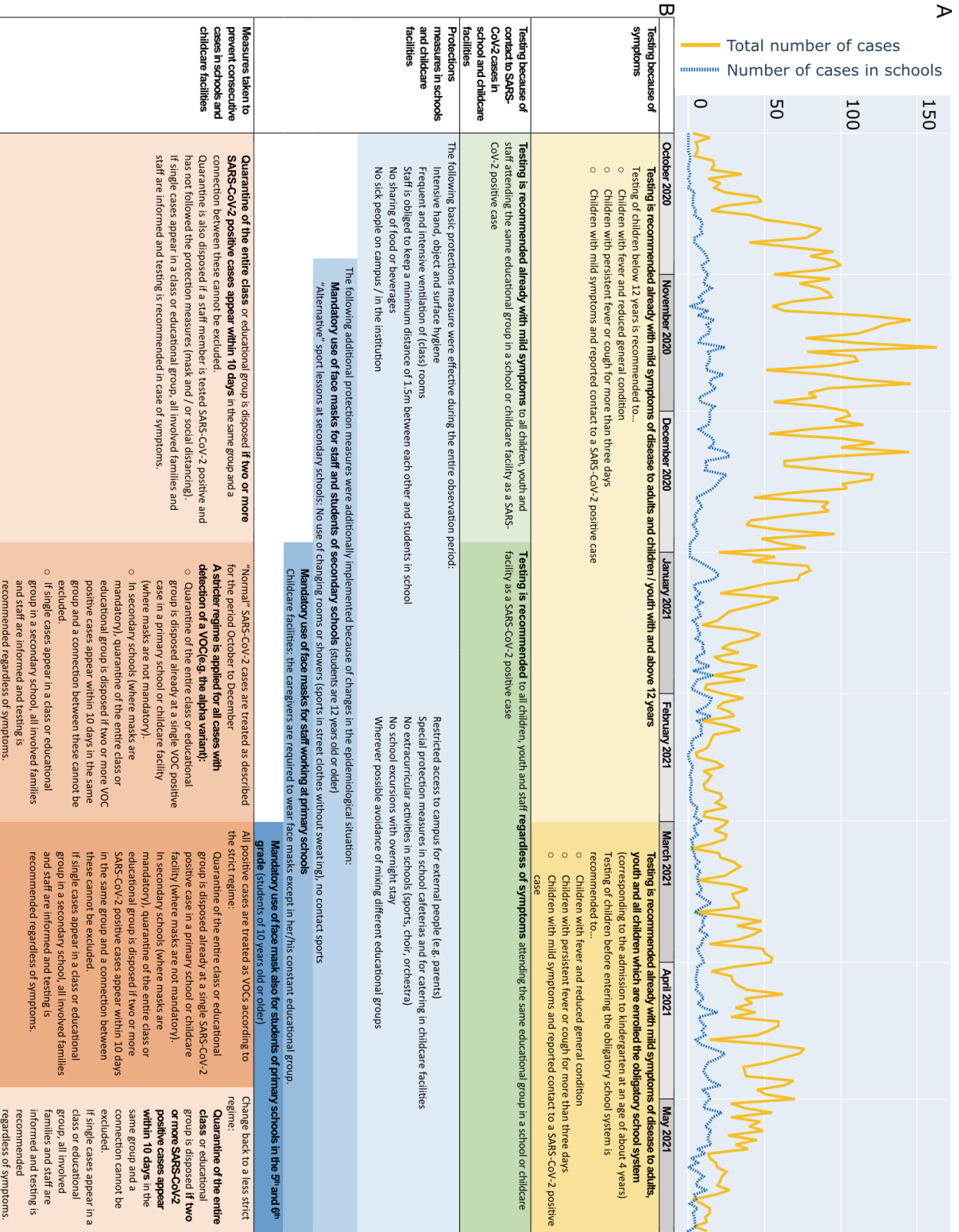
267 **Overall case burden in the Canton of Basel-City between October 2020 and May 2021.**
268 Between 1 October 2020 and 31 May 2021, a total of 11,476 individuals (IP) with residency in
269 the Canton of Basel-City tested positive for SARS-CoV-2, of which 693 had to be hospitalised
270 and 150 died of COVID-19. The median age at diagnosis was 39 years (interquartile range
271 [IQR] 25-55). Among all confirmed cases, 19% were aged ≤ 20 years, 68% were aged 20 - 65
272 years, and 13% were aged ≥ 65 years. Around 52% were female, 48% were male, 0.01% had
273 no sex indicated. The 11,476 IPs in the observed time frame generated a total of 18,055 CCPs.
274 The median age of CCPs was 22 years (IQR 9-44), of which 48% were aged ≤ 20 years, 42%
275 were aged 20-65 years, and 10% were aged ≥ 65 years. 50.3% of CCP were female, 49.6%
276 were male, 0.1% had no sex indicated.

277 **Prevention and protection concepts in schools.** **Figure 1** provides a detailed description
278 of the adjustments of prevention and protection concepts during the study period. By the
279 beginning of the study period in fall 2020, SCoV2 testing was well established, with sufficient
280 testing capacities and easy access in testing centres and medical facilities throughout the city
281 (**Figure 1A**). Initially, low-threshold testing was recommended to all people aged 12 years and
282 older showing mild symptoms of respiratory disease. Testing of children younger than 12 years
283 was recommended only in case of fever and reduced general condition, persistent fever or
284 cough for more than three days, or mild symptoms after close contact with a confirmed SCoV2
285 infected patient. In schools and childcare facilities, general protection measurements included
286 intensive hand, object, and surface hygiene and frequent ventilation of (class) rooms

287 **(Figure 1B)**. Staff in all educational facilities and students attending schools beyond the
288 compulsory school system were required to keep 1.5 m distance to each other, as well as to
289 younger students and children. Mandatory use of face masks was introduced for staff and
290 students (aged 12 years and older) in secondary schools from the beginning of the second
291 wave in November 2020.

292 From October to December 2020, group quarantines of entire classes or educational groups
293 were only imposed if two or more SCoV2 positive cases appeared within ten days in the same
294 group and a connection between the cases could not be excluded. When a single case
295 appeared in a class or educational group, all involved families and staff were informed and
296 testing was recommended in case of symptoms.

297 In January 2021, when the new Alpha variant of concern reached the Canton of Basel-City,
298 contact tracing policies were intensified to slow down its spread. The mandatory use of face
299 masks was extended to the staff of primary schools. As evidence pointed towards increased
300 infections in children caused by the Alpha variant, face masks also became mandatory for
301 students of 5th and 6th grade in primary schools (children of 10 years and older). Group
302 quarantines were now directed at single cases of infections with verified Alpha variant in
303 schools and childcare facilities in all groups of children or students which did not wear
304 facemasks. The Alpha variant was detected through variant-specific NAT established as of
305 mid-January 2021 [32]. In settings with mandatory use of face masks, test recommendations
306 were given to all students and staff of the same educational group. By March 2021, the Alpha
307 variant had become dominant in Switzerland and contact tracing in schools no longer
308 distinguished between different viral lineages, but all cases were managed with the regime
309 described above. In May 2021, the epidemiological situation shifted again with decreasing
310 case numbers in Switzerland. By then, people at risk largely had access to vaccination [33]. In
311 schools and childcare facilities, the policies in the Canton of Basel-City were switched back to
312 a less rigid regime. Group quarantines were only directed with two consecutive cases in the
313 same educational group, regardless of the mandatory use of face masks in the group.
314 However, test recommendations were still given with a low threshold to all people of the same
315 educational group in every single case in a school and childcare facility.



316

317 **Figure 1.** Case detection, prevention and protection concepts in schools in the Canton of Basel-City
 318 from 1 October 2020 to 31 May 2021. **(A)** Comparison of SCoV2 cases detected in the general
 319 population and in schools (including students and teachers) of the Canton of Basel-City. **(B)** Overview
 320 of testing policy, case management, and protection measures in schools and childcare facilities.

321

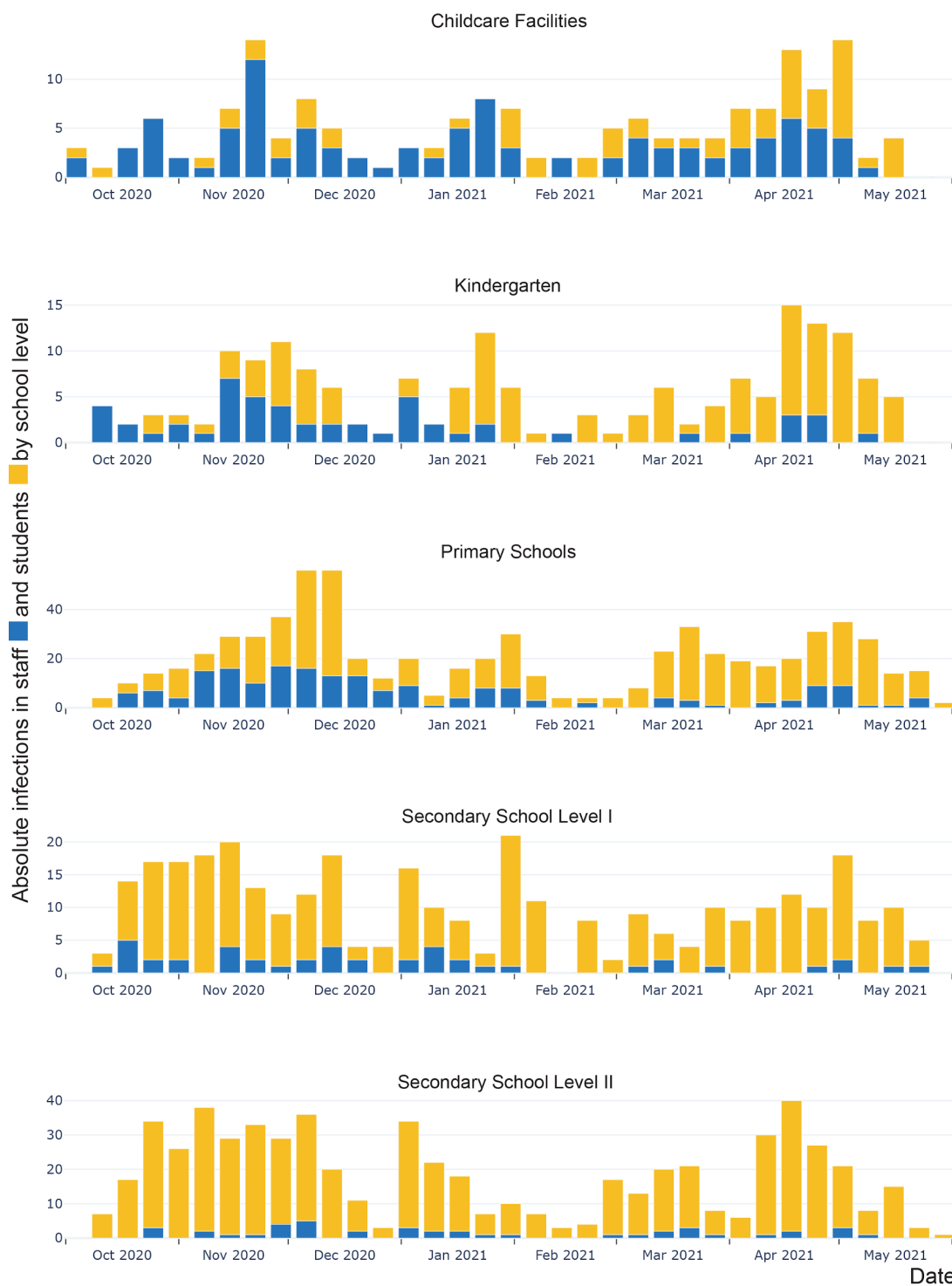
322 **Cases in schools and childcare facilities by cantonal contact tracing.** During the study
 323 period, a total of 1,983 SCoV2 positive cases among children and staff were recorded in
 324 schools and childcare facilities. The total number of SCoV2 positive cases separated by
 325 education level is shown in **Table 1**. In childcare facilities for ages between zero and six years,
 326 we saw a predominance of positive cases among staff (61.2%), whereas only 38.8% of
 327 reported cases were in children. In higher educational levels with older children, we observed
 328 a higher percentage of cases among children and adolescents compared to staff members
 329 (**Table 1**). In the primary level (kindergarten and primary school), 4.9% (623/12,814) of
 330 students and 12.4% (236/1,906) of staff tested positive, in secondary school level I 6.9%
 331 (298/4,343) of students and 6.2% (40/650) of staff tested positive, in secondary school level II
 332 7.9% (586/7,400) of students and 2.6% (30/1,170) of staff tested positive. Hence from primary
 333 level to secondary level II the proportion of positive tested individuals increased for students
 334 and decreased for staff.

335 The temporal change of relative proportions of teacher/student infections are shown in
 336 **Figure 2**. Interestingly, the distribution patterns changed around January 2021 with a higher
 337 case load predominantly in younger age groups covering childcare facilities, kindergarten and
 338 primary schools. In contrast, the distribution of cases among students versus staff in secondary
 339 school was consistent and relatively low during the entire study period.

340

341 **Table 1.** Number of SCoV2 positive cases during the study period from October 2020 to May 2021 in
 342 schools or childcare facilities, without contact persons, categorised by education level and resolved by
 343 children or students and staff registered by the Department of Health Basel-City. The percentage of
 344 children and students or staff in relation to the total number of cases in the educational level is given in
 345 brackets. Age boundaries for school and childcare facilities overlap as these were determined based
 346 on the actual knowledge of which facility was visited by each infected case.

School or childcare facility	Average age boundaries children / students	SARS-CoV-2 cases among children / students	SARS-CoV-2 cases among staff	Total case numbers
childcare facilities	0 to 6 years	66 (38.8%)	104 (61.2%)	170
kindergarten	4 to 6 years	127 (70.9%)	52 (29.1%)	179
primary school	6 to 12 years	496 (72.9%)	184 (27.1%)	680
secondary school level I	12 to 15 years	298 (88.2%)	40 (11.8%)	338
secondary school level II	15 years and older	586 (95.1%)	30 (4.9%)	616
total		1,573	410	1,983



347
 348 **Figure 2.** Temporal resolution in weeks of absolute positive SCoV2 cases in teachers and caregivers
 349 (staff; in blue) and students (yellow) resolved by school level during the study period (1 October 2020
 350 to 31 May 2021).

351

352

353

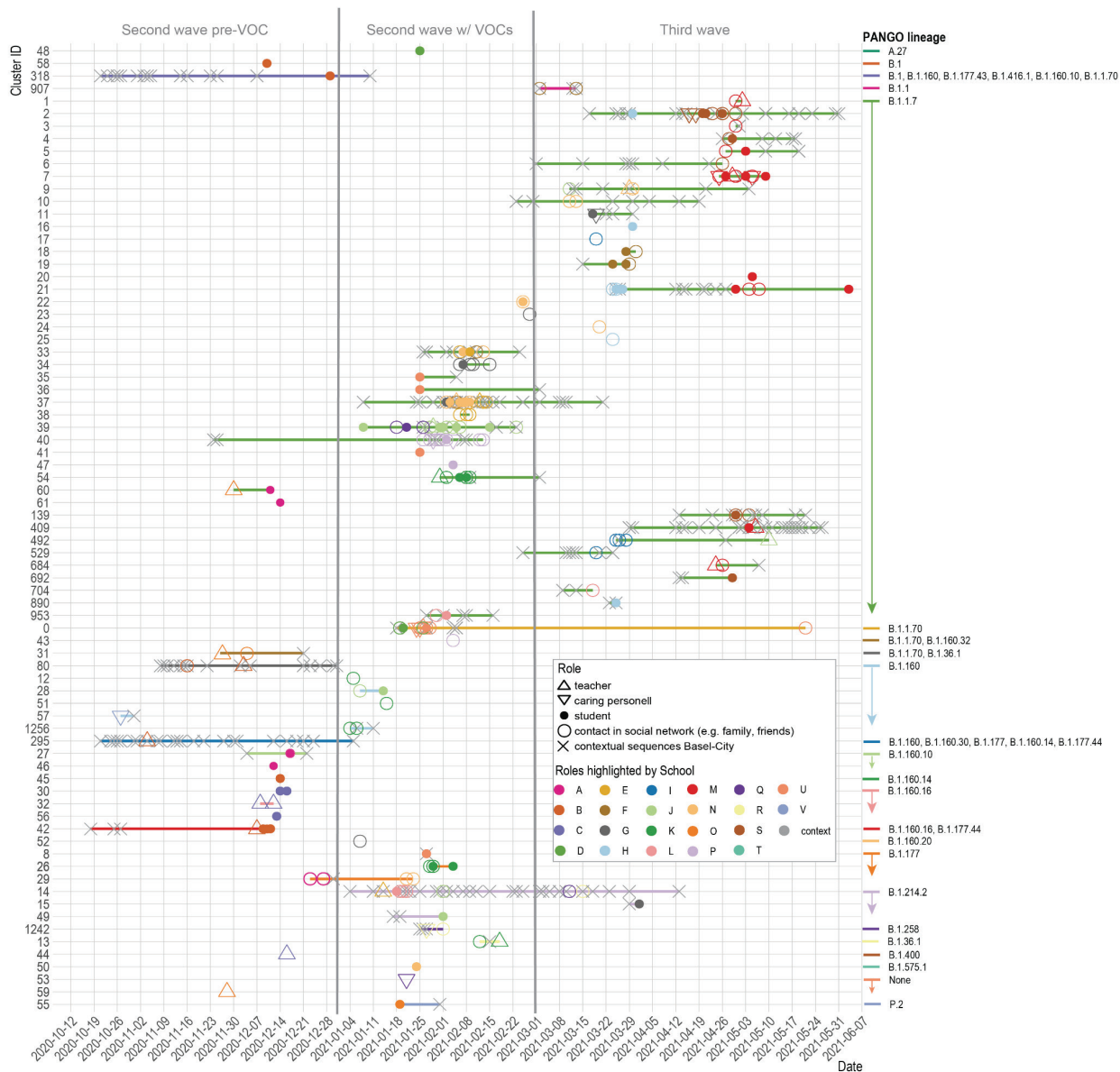
354 **Contact tracing-informed molecular cluster identification in schools and childcare**
355 **facilities.** Based on the contact tracing information available to the Department of Health
356 Basel-City, we sought data and samples from cases linked to 22 educational facilities, resulting
357 in sequencing data for 83 infected students (primary to secondary level) and children (below
358 primary level but in childcare), 35 staff, 117 household contacts, to compare to surveillance
359 data for residents of the Canton of Basel-City. Based on this data, we attempted to define
360 clusters of infections and to discern the source and direction of transmissions.

361 The cluster analysis identified another 353 contextual sequences from residents of the Canton
362 of Basel-City that were putatively connected to the school cases. Across this dataset, we
363 identified 55 clusters with a total of 566 cases and a size of two to 63 cases per cluster
364 (**Figure 3**). The largest identified cluster (no. 37 in **Figure 3**) belongs to the Alpha variant and
365 contains samples from 8 January 2021 to 10 March 2021 with 63 cases. This particular cluster
366 consisted of seven students and two teachers, from two schools in the same city quarter, as
367 well as seven contacts identified via contact tracing, and 47 additionally identified contextual
368 sequences from the community. The earliest cases from January 2021 were contextual
369 samples and only later, in early February 2021, cases were traced in the school environment.
370 When focusing on individual schools (colour of symbols), we observed that temporally
371 clustered cases per school frequently belong to different transmission chains, e.g., schools A,
372 C, O, M and others (**Figure 3**). In addition, among the identified clusters, some contain cases
373 from different educational institutions, e.g., clusters no. 0 and no. 2 (**Figure 3**), which were
374 likely caused by cross-institutional visits such as primary school in the morning and a childcare
375 facility in the afternoon.

376 In summary, taking the temporal succession of cases by sampling date in each cluster into
377 account, the following plausible transmission scenarios unfold: we putatively identified 19
378 community-to-school transmissions (chains that start with “x”) without within-school
379 transmissions and 12 with subsequent in-school transmissions (**Figure 3**); ten school-to-
380 community transmissions without within-school transmission and three with within-school
381 transmissions (5 of which showed the Alpha variant). In transmission clusters with in-school
382 transmissions, we putatively identified seven with teacher-to-student, three with teacher-to-
383 teacher, seven with student-to-student, and five with student-to-teacher transmissions
384 (**Figure 3**).

385 Most outbreaks, in terms of numbers of involved cases, occurred during the second wave with
386 the introduction of VOCs: here the Alpha variant had the largest impact. During the equally
387 long two time periods before and after that (second wave pre-VOC and third wave), 17 and 28
388 clusters or single cases were counted, respectively (**Figure 3**).

389 We also identified 22 single cases (11 students, two teachers, one caregiver, eight contacts)
390 from 28 November 2020 to 5 May 2021 that did not cluster with any other sequence registered
391 in the Canton of Basel-City (**Figure 3**). By the study-inclusion criteria only clustered cases
392 were subjected to contact tracing-informed molecular cluster identification. Hence the
393 identified single cases were either connected to cases that failed sequencing or were true
394 single cases. The lack of other related sequences in the community dataset indicates
395 successful mitigation of broader transmission.



396

397 **Fig. 3.** Temporal resolution of SCoV2 transmission chains in 55 identified clusters and 22 single cases
 398 including 83 students, 22 teachers, 13 caregivers and 117 by contact tracing identified contacts from
 399 social networks (family, friends), plus another 353 sequences from residents of the Canton of Basel-
 400 City identified via the WGS-aided clustering approach. Each horizontal line represents clustered
 401 (genetically related) sequences coloured by PANGO lineage and vertically sorted by PANGO lineage
 402 in alphabetical order; symbols represent origin per detected case (school setting or contextual case
 403 from the Canton of Basel-City); colour of symbols represent origin per school.

404 **Temporal dynamics of lineage-specific infection risk of different age groups.** Based on
 405 the SCoV2 PANGO lineage identity of detected cases in education institutions and infected
 406 residents of the Canton of Basel-City, we explored whether children of different age groups as
 407 compared to adults were of greater risk to be infected with certain SCoV2 lineages. In
 408 particular, we identified the most prevalent lineages and VOCs compared to other SCoV2
 409 lineages circulating during the same time period. Generally, we observed an increasing
 410 number of infections with increasing age (**Table 2**), which could reflect a sampling bias. For
 411 this reason, we normalized the SCoV2 lineage per infection in each age category. This shows
 412 that SCoV2 lineage distribution in younger age groups is mirrored by the dynamic changes

413 observed in adults (**Figure 4A-D, Figure S1**). Age- and lineage-specific prevalence
 414 demonstrates that during the second wave, before the occurrence of the Alpha variant,
 415 adjusted for their proportion of the population of the Canton of Basel-City, youths aged 16 to
 416 19 years were more infected than adults (**Figure 4B**). During the third wave, driven by the
 417 Alpha variant, children aged 12 to 19 years were most affected (**Figure 4D**). Over both
 418 epidemic waves the Alpha variant had the highest prevalence among children of school age
 419 (aged 6 to 19 years) when compared to other age groups (**Figure 4A**). In terms of the odds
 420 to be infected with a certain lineage compared to adults, during the entire study period, children
 421 in the primary level and younger had 3 to 4 times the odds ($p < 0.03$) of an adult to be infected
 422 with the Alpha variant and only 0.3 times the odds ($p = 0.027$) to be infected with B.1.177
 423 (**Table 3, Table S3**). During the first study period (second wave pre-VOCs, October to
 424 December 2020) children aged 0 to 3 years old had 9 times ($p=0.02$) the odds of an adult
 425 getting B.1.258 (**Table 3, Table S4**). Yet during this time the diversity of SCoV2 lineages ($N =$
 426 57) and hence viral competition for hosts was large (**Table S8**). During the second study period
 427 (second wave with VOCs, January to February 2021) 31 SCoV2 lineages were detected in the
 428 Canton of Basel-City (**Table S9**). During that time children aged 6 to 11 years had 4 times
 429 ($p=0.009$) the odds of an adult to be infected with the Alpha variant (**Table 3, Table S5**). During
 430 the third study period (third wave, March to May 2021) 19 SCoV2 lineages were still circulating
 431 (**Table S10**) of which the Alpha variant was dominating the infection events. Accordingly, no
 432 differences in odds to be infected with a specific SCoV2 variant among age groups were found
 433 (**Table 3, Table S6**).

434 **Table 2.** Number of available SCoV2 genomes from October 2020 to May 2021 and per subdivided
 435 time frame as per major health care measures, as well as census data for each age category from the
 436 Canton of Basel-City as of 31 December 2020 [34]* in age groups and their corresponding school level.
 437 School level was deduced solely based on age, as no information on school level per case was
 438 available.

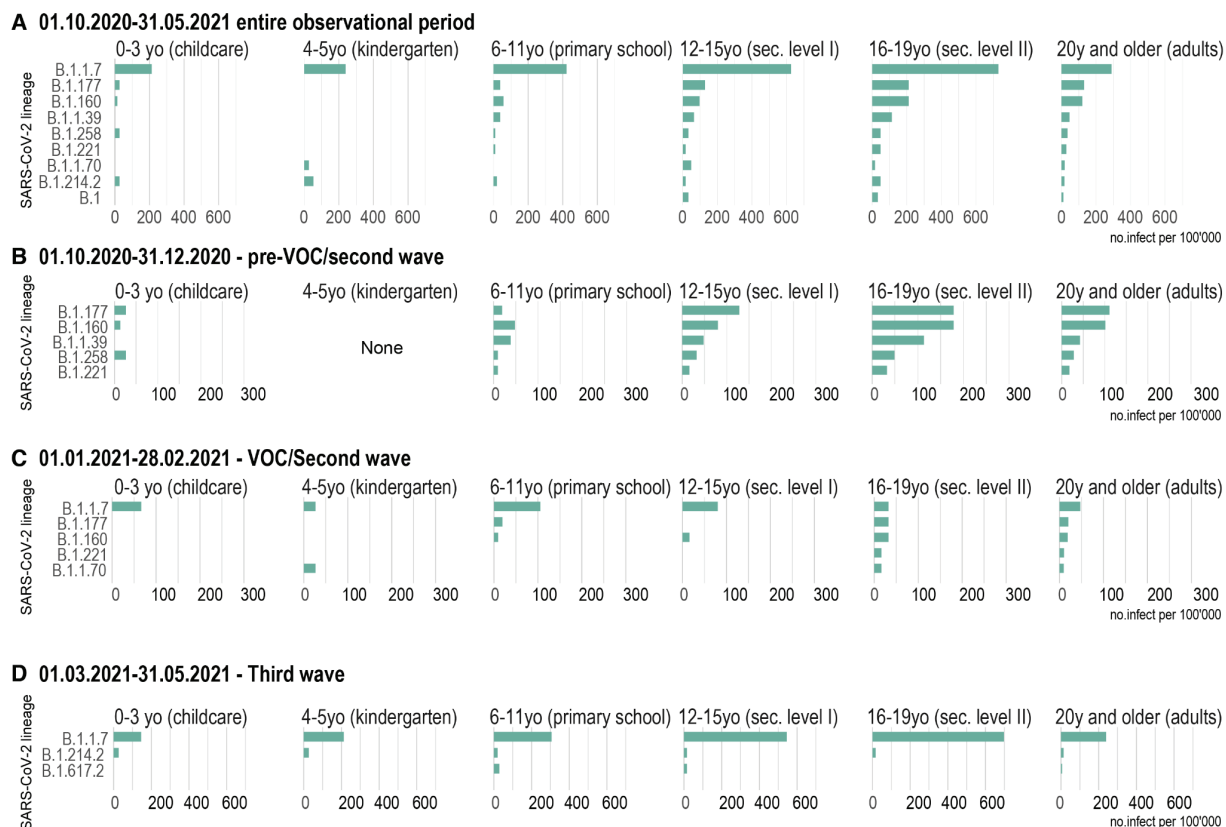
age group (school level)	no. genomes, All periods: Oct 2020 to May 2021	no. genomes, First period: Oct 2020 to Dec 2020	no. genomes, Second period: Jan 2021 to Feb 2021	no. genomes, Third period: Mar 2021 to May 2021	no. inhabitants per age group as of 31 Dec 2020*
0-3 (childcare)	23	5	5	13	7,531
4-5 (kindergarten)	14	0	3	11	3,765
6-11 (primary school)	72	18	17	37	10,435
12-15 (secondary school level I)	76	29	10	37	6,239
16-19 (secondary school level II)	101	44	11	46	6,164
20 and older (adults)	1,406	690	249	467	167,837

439
 440
 441
 442
 443

444 **Table 3.** Summary table of odds ratios, with significant results and total case number per PANGO
 445 lineage larger than 10 only, in defined educational institutions (childcare [zero to three years old],
 446 kindergarten [four to five years old], primary school [six to eleven years old], secondary school level I
 447 [twelve to fifteen years old], secondary school level II [sixteen to nineteen years old]) compared to adults
 448 (older than 19 years) for prevalent lineages for the entire study period and selected time frames
 449 according to major health measures. Total case numbers used to calculate odds can be found in
 450 **Table 2.** All results to be found in **Tables S3-S6.** Number of cases per PANGO lineage in **Tables S7-**
 451 **S10.** “Secondary I” corresponds to Secondary school Level I, “Secondary II” to Secondary school Level
 452 II. OR: point estimate for odds ratio, CI: confidence interval, p: p-value, N: sample size.

comparison per time frame	OR	2.5% CI	97.5% CI	p
Complete study period from 1 Oct 2020 to 31 May 2021				
Alpha (total cases N=639); school type infections (per category below) vs. adults (N=486)				
childcare (N=16)	4.327	1.834	11.322	0.0013
kindergarten (N=9)	3.407	1.117	11.142	0.0287
primary (N=44)	2.975	1.840	4.887	0.0000
secondary I (N=39)	1.995	1.255	3.179	0.0035
secondary II (N=45)	1.521	1.008	2.283	0.0436
B.1.214.2 (total cases N=38); school type infections (per category below) vs. adults (N=28)				
kindergarten (N=2)	8.202	1.240	31.963	0.0075
B.1.617.2 (total cases N=13); school type infections (per category below) vs. adults (N=9)				
primary (N=3)	6.749	1.473	23.202	0.0049
First study period from 1 Oct 2020 to 31 Dec 2020				
B.1.258 (total cases N=55 school type infections (per category below) vs. adults (N=47)				
childcare (N=2)	9.121	1.180	56.333	0.0169
Second study period from 1 Jan 2021 to 29 Feb 2021				
Alpha (total cases N=103); school type infections (per category below) vs. adults (N=79)				
primary (N=11)	3.945	1.448	11.808	0.0090
Third study period from 1 Mar 2021 to 31 May 2021				
none significant				

453
454



455

456 **Figure 4.** Population normalised SCoV2 lineage-specific prevalence per 100,000 inhabitants per age
 457 category (corresponding school levels shown in brackets) shown for the entire study period and per
 458 major time window as defined by major health measures in each period (for reference see **Figure 1**).
 459 Only the most prevalent lineages are shown here; the complete figures for the entire study period and
 460 the subperiods can be found in **Figures S1-S4**.

461 Discussion

462 This study adds important evidence on the transmission dynamics of SCoV2 in schools and
 463 childcare facilities during two waves of the current COVID-19 pandemic, combining high-
 464 resolution WGS and contextual contact tracing data in a unique way.

465 The Canton of Basel-City sequenced 40.6% of its positive cases, which corresponds to a very
 466 high sequencing frequency per capita compared to other countries
 467 (<https://www.covid19dataportal.org/statistics>). In terms of total sequences deposited at
 468 GISAID per capita, Switzerland ranks 7th globally in a current estimation (Dec 2021). Hence,
 469 the evolution and distribution of viral lineages and variants (to the SNP-level) was extremely
 470 well monitored during the course of the epidemic, rendering a comprehensive picture of the
 471 virus transmission in the community as “background data” for the investigation of
 472 transmissions in schools and childcare facilities. Contact tracing of positive cases in schools
 473 and childcare facilities was operated centrally at the Child and Youth Health Services for the
 474 Canton of Basel-City, ensuring that all available information about such cases was collected
 475 and analysed continuously. This, to our knowledge, unique approach combining contact
 476 tracing and WGS data beyond the lineage identity from outbreaks in educational settings
 477 allowed us to analyse and interrelate to WGS data of other cases in the general community.

478 The observational investigation of transmission clusters in school settings showed that more
479 transmission chains started in the community and were brought into the educational institutions
480 than vice versa (31 vs. 13). Also, we observed fewer transmission chains resulting in in-school
481 than outside-school transmissions (15 vs. 29), independent of the source. When in-school
482 transmission occurred, staff commenced transmission chains to children more often than the
483 other way around (7 vs. 5). These findings support previous studies relying on contact tracing
484 data only, which also found a low rate of in-school transmissions, especially in younger
485 children [10–12,35,36]. Our results add more granularity and the fact that the community
486 largely seeded infection events within schools, which is important when evaluating protective
487 measures. Staff-to-staff and student-to-student transmissions were 3 vs. 7, which is
488 comparable to a study conducted in the UK where only about 10% of assumed transmission
489 events were between students themselves [13]. This is remarkable taking into account that
490 more than six times more students than teachers attend school, and given that especially
491 young children interact closer to each other and are less conscious of hygienic measures. This
492 observation may be biased by the higher test frequency and therefore higher detection rate in
493 adults compared to children during the study period. The recommendation to test differed for
494 children and adults, resulting in a higher threshold to test children especially below the age of
495 6 years old. However, the discrepancy might have been balanced out to a certain extent since
496 children were symptomatic more often due to several other viruses spreading in childcare
497 facilities and schools. Children therefore met test criteria frequently despite the high threshold
498 imposed. Notably, wearing face masks was mandatory as of 5th grade for children, but not for
499 children in the lower grades. We expected to observe shifts in the distribution of cases in
500 childcare facilities and in the primary school level towards a higher proportion of affected
501 students after January 2021. This shift is concomitant to the establishment of the Alpha variant
502 in the Canton of Basel-City and the implementation of the mandatory use of face masks among
503 staff in childcare facilities, kindergarten and primary school, as well as students of 5th and 6th
504 grade in primary school. We hypothesize that the few transmissions among staff can be
505 attributed to the implemented health measures, i.e., wearing of masks, distances, hygiene,
506 and free testing even for mildly symptomatic individuals. Yet although transmission in schools
507 were low, most lineage-specific SCoV2 prevalences were higher in children than in adults in
508 both epidemic waves particularly in 12- to 19-year-olds, meaning adolescents had a higher
509 relative case burden. Our analysis yielded an age-dependent infectiousness for the Alpha
510 variant, with younger children being more likely to be infected than adults. Contrasting
511 evidence is found in the current literature, from no differential affection of children and adults
512 [37] to preliminary not yet peer-reviewed findings that support higher case burden the younger
513 the children are [38].

514 Importantly, we were able to demonstrate that suspected clusters with temporally co-occurring
515 cases were often caused by simultaneous introductions and sometimes transmissions of
516 different SCoV2 variants. Our study is unique in the sense that WGS data allowed us to prove
517 at highest resolution that many co-occurring cases were not connected. Previous studies on
518 school outbreaks assumed viral transmission when several cases co-occurred in a classroom
519 or childcare group within a certain time frame. In fact, we noted that during the second wave
520 before the occurrence of VOCs, almost all apparent school clusters could be unravelled to
521 stem from the random simultaneous appearance of different virus variants in the same
522 classroom. These findings also influenced public health decisions and measures in the Canton
523 of Basel-City, for instance challenging the assumptions previously leading to group
524 quarantines.

525 Over the course of the SCoV2 epidemic, public health measures and contact tracing were
526 adapted agilely, largely driven by the development of case numbers and the shift of the
527 circulating dominant virus variants. However, apart from the initial lockdown, the Canton of
528 Basel-City avoided closing schools and childcare facilities and did not implement strict online
529 distance learning. Our data justify this management, showing that schools and childcare
530 facilities were not high-risk venues driving virus transmission. The viral activity in educational
531 institutions mirrored what was happening in local communities. Keeping schools and childcare
532 facilities open was accompanied by a large number of protection measures, which were
533 implemented in order to reduce the risk of virus transmissions. It is difficult to determine
534 whether these measures had a significant influence in the dynamics of virus transmission,
535 even after our detailed time-resolved analysis. However, we did observe that after the
536 introduction of the mandatory use of face masks for teachers and caregivers in primary school,
537 kindergarten and child care facilities and the increasing number of vaccinated adults, the ratio
538 of affected adults compared to children was clearly reduced. This finding points towards a
539 protective effect of mask wearing in educational institutions. This is concordant with other
540 studies, showing that the use of face masks and the COVID-19 vaccine are one of the most
541 efficient protection measures in the SCoV2 pandemic [39].

542 This study bears important limitations caused by missing data due to unsequenced cases. We
543 found 22 single cases which had - derived from contact tracing - been related to clusters in
544 schools or childcare facilities, for which we failed to detect other school or community cases
545 despite our extensive SCoV2 database for the Canton of Basel-City. Some of these might
546 indeed be “single cases” within the Canton of Basel-City and might have been imported from
547 other cantons or countries. However, particularly after the establishment of VOCs, WGS more
548 often failed because of pre-analytical quality or low viral load in the collected sample. This was
549 probably due to changes in contact tracing policies, now advising also asymptomatic contact
550 persons, as well as people with mild symptoms to undergo testing. Another important aspect
551 is the sampling bias due to changing recommendations. We tried to sequence as many cases
552 as possible to generate a comprehensive picture.

553 The SCoV2 pandemic is highly dynamic and therefore scientific results are in many ways
554 short-lived. After completion of this study, the Delta variant (B.1.617.2) became the dominant
555 virus variant as of July 2021 in the Canton of Basel-City. It caused the fourth epidemic wave
556 for about three months, whereafter the first Omicron variant (B.1.1.529) cases were reported
557 in our region in December 2021. During the fourth wave, we registered an increasing number
558 of apparent infection clusters in schools and childcare facilities. It will be interesting to repeat
559 the analyses depicted in this study including and comparing the wave caused by the more
560 infectious Delta variant and the Omicron wave that is to come, especially since NAT pool-
561 testing was established in the primary level as of June 2021.

562 **Conclusions**

563 Analysing SCoV2 case clusters with WGS, this study shows that in the Canton of Basel-City
564 from October 2020 to May 2021 cases of apparent transmission clusters in schools or
565 childcare facilities were often not connected, but caused by different SCoV2 variants
566 introduced from the community. In-school transmissions were infrequent and often involved
567 adults. Our findings confirm that schools and childcare facilities were not hotspots for SCoV2
568 transmission during the Alpha wave and mostly reflected contagion in the community. During

569 both waves, teenagers had higher caseloads than younger children or adults, which may be
570 due to different behaviours. With the establishment of the Alpha variant as of January 2021,
571 children were more likely to be infected than adults. Our data add additional arguments to the
572 effectiveness of health measures, such as mandatory face masks and low testing thresholds.

573 **Acknowledgements**

574 SARS-CoV-2 genome assemblies were performed at sciCORE (<http://scicore.unibas.ch/>)
575 scientific computing centre at University of Basel, the support from the sciCORE team for the
576 analysis is greatly appreciated. We also thank Daniel Walther from the development team of
577 the Swiss Pathogen Surveillance Platform (www.spsp.ch), all authors who have shared their
578 genomic data on ENA, and Gilles Dutilh from Clinical Trial Unit of the Department Clinical
579 Research, University of Basel.

580 **Funding statement**

581 The author(s) received no specific funding for this work.

582 **Ethics**

583 The study was conducted according to good laboratory practice and in accordance with the
584 Declaration of Helsinki and national and institutional standards. The study was assessed and
585 approved by the local ethical committee (Ethikkommission Nordwest und Zentralschweiz,
586 www.eknz.ch; ID number: 2020–00769). No signature was required according to the ethical
587 assessment. All data from study participants (pediatric and adult patients) were reported in an
588 anonymous fashion. The clinical trial accession number is NCT04351503 (clinicaltrials.gov).

589

590 References

- 591 1. Viner RM, Mytton OT, Bonell C, Melendez-Torres GJ, Ward J, Hudson L, et al.
592 Susceptibility to SARS-CoV-2 Infection Among Children and Adolescents Compared
593 With Adults: A Systematic Review and Meta-analysis. *JAMA pediatrics*. 2021;175:
594 143–156. doi:10.1001/jamapediatrics.2020.4573
- 595 2. Li X, Xu W, Dozier M, He Y, Kirolos A, Theodoratou E. The role of children in
596 transmission of SARS-CoV-2: A rapid review. *Journal of Global Health*. 2020;10:
597 011101. doi:10.7189/JOGH.10.011101
- 598 3. Williams PCM, Howard-Jones AR, Hsu P, Palasanthiran P, Gray PE, McMullan BJ, et
599 al. SARS-CoV-2 in children: spectrum of disease, transmission and
600 immunopathological underpinnings. *Pathology*. 2020;52: 801–808.
601 doi:10.1016/j.pathol.2020.08.001
- 602 4. Zimmermann P, Curtis N. Why is COVID-19 less severe in children? A review of the
603 proposed mechanisms underlying the age-related difference in severity of SARS-CoV-
604 2 infections. *Archives of Disease in Childhood*. 2021;106: 429–439.
605 doi:10.1136/archdischild-2020-320338
- 606 5. Levinson M, Cevik M, Lipsitch M. Reopening Primary Schools during the Pandemic.
607 Malina D, editor. *New England Journal of Medicine*. 2020;383: 981–985.
608 doi:10.1056/NEJMms2024920
- 609 6. Pfefferbaum B. Challenges for Child Mental Health Raised by School Closure and
610 Home Confinement During the COVID-19 Pandemic. *Current Psychiatry Reports*.
611 2021;23: 65. doi:10.1007/s11920-021-01279-z
- 612 7. Cohen R, Delacourt C, Gras-Le Guen C, Launay E, French Pediatric Society. COVID-
613 19 and schools. Guidelines of the French Pediatric Society. *Archives de Pédiatrie:*
614 *organe officiel de la Societe francaise de pediatrie*. 2020;27: 388–392.
615 doi:10.1016/j.arcped.2020.09.001
- 616 8. Lewis SJ, Munro APS, Smith GD, Pollock AM. Closing schools is not evidence based
617 and harms children. *The BMJ*. 2021;372: n521. doi:10.1136/bmj.n521
- 618 9. American Academy of Pediatrics. COVID-19 Guidance for Safe Schools and
619 Promotion of In-Person Learning. 2021. Available:
620 [https://www.aap.org/en/pages/2019-novel-coronavirus-covid-19-infections/clinical-](https://www.aap.org/en/pages/2019-novel-coronavirus-covid-19-infections/clinical-guidance/covid-19-planning-considerations-return-to-in-person-education-in-schools/)
621 [guidance/covid-19-planning-considerations-return-to-in-person-education-in-schools/](https://www.aap.org/en/pages/2019-novel-coronavirus-covid-19-infections/clinical-guidance/covid-19-planning-considerations-return-to-in-person-education-in-schools/)
- 622 10. Ehrhardt J, Ekinci A, Krehl H, Meincke M, Finci I, Klein J, et al. Transmission of SARS-
623 CoV-2 in children aged 0 to 19 years in childcare facilities and schools after their
624 reopening in May 2020, Baden-Württemberg, Germany. *Eurosurveillance*. 2020;25:
625 2001587. doi:10.2807/1560-7917.ES.2020.25.36.2001587
- 626 11. Macartney K, Quinn HE, Pillsbury AJ, Koirala A, Deng L, Winkler N, et al.
627 Transmission of SARS-CoV-2 in Australian educational settings: a prospective cohort
628 study. *The Lancet Child & adolescent health*. 2020/08/03. 2020;4: 807–816.
629 doi:10.1016/S2352-4642(20)30251-0

- 630 12. Larosa E, Djuric O, Cassinadri M, Cilloni S, Bisaccia E, Vicentini M, et al. Secondary
631 transmission of COVID-19 in preschool and school settings in northern Italy after their
632 reopening in September 2020: a population-based study. *Euro surveillance : bulletin*
633 *Europeen sur les maladies transmissibles = European communicable disease bulletin.*
634 2020;25: 2001911. doi:10.2807/1560-7917.ES.2020.25.49.2001911
- 635 13. Ismail SA, Saliba V, Lopez Bernal J, Ramsay ME, Ladhani SN. SARS-CoV-2 infection
636 and transmission in educational settings: a prospective, cross-sectional analysis of
637 infection clusters and outbreaks in England. *The Lancet Infectious diseases.*
638 2020/12/08. 2021;21: 344–353. doi:10.1016/S1473-3099(20)30882-3
- 639 14. Lopez AS, Hill M, Antezano J, Vilven D, Rutner T, Bogdanow L, et al. Transmission
640 Dynamics of COVID-19 Outbreaks Associated with Child Care Facilities - Salt Lake
641 City, Utah, April-July 2020. *MMWR Morbidity and mortality weekly report.* 2020;69:
642 1319–1323. doi:10.15585/mmwr.mm6937e3
- 643 15. Rambaut A, Holmes EC, O’Toole Á, Hill V, McCrone JT, Ruis C, et al. A dynamic
644 nomenclature proposal for SARS-CoV-2 lineages to assist genomic epidemiology.
645 *Nature Microbiology.* 2020;5: 1403–1407. doi:10.1038/s41564-020-0770-5
- 646 16. Lam-Hine T, McCurdy SA, Santora L, Duncan L, Corbett-Detig R, Kapusinszky B, et
647 al. Outbreak Associated with SARS-CoV-2 B.1.617.2 (Delta) Variant in an Elementary
648 School - Marin County, California, May-June 2021. *MMWR Morbidity and mortality*
649 *weekly report.* 2021;70: 1214–1219. doi:10.15585/mmwr.mm7035e2
- 650 17. Leuzinger K, Gosert R, Søggaard KK, Naegele K, Bielicki J, Roloff T, et al.
651 Epidemiology and precision of SARS-CoV-2 detection following lockdown and
652 relaxation measures. *Journal of Medical Virology.* 2021;93: 2374–2384.
653 doi:<https://doi.org/10.1002/jmv.26731>
- 654 18. Leuzinger K, Roloff T, Gosert R, Sogaard K, Naegele K, Rentsch K, et al.
655 Epidemiology of Severe Acute Respiratory Syndrome Coronavirus 2 Emergence
656 Amidst Community-Acquired Respiratory Viruses. *The Journal of infectious diseases.*
657 2020;222: 1270–1279. doi:10.1093/infdis/jiaa464
- 658 19. Stange M, Mari A, Roloff T, Seth-Smith HMB, Schweitzer M, Brunner M, et al. SARS-
659 CoV-2 outbreak in a tri-national urban area is dominated by a B.1 lineage variant
660 linked to a mass gathering event. *PLoS Pathogens.* 2021;17: 1–20.
661 doi:10.1371/journal.ppat.1009374
- 662 20. Egli A, Blanc DS, Greub G, Keller PM, Lazarevic V, Lebrand A, et al. Improving the
663 quality and workflow of bacterial genome sequencing and analysis: paving the way for
664 a Switzerland-wide molecular epidemiological surveillance platform. *Swiss Medical*
665 *Weekly.* 2018;148: w14693. doi:10.4414/smw.2018.14693
- 666 21. R Core Team. R: A language and environment for statistical computing. Vienna,
667 Austria: R Foundation for Statistical Computing; 2020. Available: [https://www.r-](https://www.r-project.org/)
668 [project.org/](https://www.r-project.org/)
- 669 22. van Rossum G, Drake Jr FL. Python reference manual. Centrum voor Wiskunde en
670 Informatica Amsterdam; 1995.

- 671 23. Barnier J, Briatte F, Larmarange J. questionr: Functions to Make Surveys Processing
672 Easier. 2020.
- 673 24. Wickham H. tidy: Tidy Messy Data. 2021.
- 674 25. Wickham H. ggplot2: Elegant Graphics for Data Analysis. New York: Springer-Verlag;
675 2016.
- 676 26. Bailiss C. pivottabler: Create Pivot Tables. R package version 1.5.2. 2021. Available:
677 <https://cran.r-project.org/package=pivottabler>
- 678 27. Müller K, Wickham H. tibble: Simple Data Frames. 2021.
- 679 28. Rudis B. hrbrthemes: Additional Themes, Theme Components and Utilities for
680 'ggplot2. 2020.
- 681 29. Kassambara A. ggpubr: "ggplot2" Based Publication Ready Plots.
- 682 30. The pandas development team. pandas-dev/pandas: Pandas 1.2.4. Zenodo; 2020.
- 683 31. Sievert C. Interactive Web-Based Data Visualization with R, plotly, and shiny.
684 Chapman and Hall/CRC; 2020.
- 685 32. Goncalves Cabecinhas AR, Roloff T, Stange M, Bertelli C, Huber M, Ramette A, et al.
686 SARS-CoV-2 N501Y Introductions and Transmissions in Switzerland from Beginning
687 of October 2020 to February 2021—Implementation of Swiss-Wide Diagnostic
688 Screening and Whole Genome Sequencing. *Microorganisms* . 2021.
689 doi:10.3390/microorganisms9040677
- 690 33. Peter JK, Wegner F, Gsponer S, Helfenstein F, Roloff T, Tarnutzer R, et al. SARS-
691 CoV-2 vaccine Alpha and Delta variant breakthrough infections are rare and mild, but
692 happen relative early after vaccination. medRxiv. 2021; 2021.12.23.21268324.
693 doi:10.1101/2021.12.23.21268324
- 694 34. Statistisches Amt Basel-Stadt: Bevölkerungsstatistik. Wohnbevölkerung am
695 Jahresende nach Alter. Statistisches Jahrbuch des Kantons Basel-Stadt. Statistisches
696 Amt Basel-Stadt: Bevölkerungsstatistik; 2021.
- 697 35. Hershov RB, Wu K, Lewis NM, Milne AT, Currie D, Smith AR, et al. Low SARS-CoV-2
698 Transmission in Elementary Schools - Salt Lake County, Utah, December 3, 2020-
699 January 31, 2021. *MMWR Morbidity and mortality weekly report*. 2021;70: 442–448.
700 doi:10.15585/mmwr.mm7012e3
- 701 36. Goldstein E, Lipsitch M, Cevik M. On the Effect of Age on the Transmission of SARS-
702 CoV-2 in Households, Schools, and the Community. *The Journal of infectious
703 diseases*. 2021;223: 362–369. doi:10.1093/infdis/jiaa691
- 704 37. Meyer M, Holfter A, Ruebsteck E, Gruell H, Dewald F, Koerner RW, et al. The Alpha
705 Variant (B.1.1.7) of SARS-CoV-2 in Children: First Experience from 3544 Nucleic Acid
706 Amplification Tests in a Cohort of Children in Germany. *Viruses*. 2021. p. 1600.
707 doi:10.3390/v13081600

- 708 38. Gorgels KMF, Alphen LB, Veer BMJW van der, Hackert VH, Hensels AYJ, Heijer CDJ,
709 et al. Increased Transmissibility of SARS-CoV-2 Alpha Variant (B.1.1.7) in Children:
710 Three Large Primary School Outbreaks Revealed by Whole Genome Sequencing in
711 the Netherlands. PREPRINT (Version 1) available at Research Square. 2021.
712 doi:10.21203/rs.3.rs-1107495/v1
- 713 39. Cheng Y, Ma N, Witt C, Rapp S, Wild PS, Andreae MO, et al. Face masks effectively
714 limit the probability of SARS-CoV-2 transmission. Science (New York, NY). 2021;
715 eabg6296. doi:10.1126/science.abg6296
- 716