

1

2

**Positive attribute framing increases COVID-19 booster vaccine intention for  
unfamiliar vaccines.**

3

4

*Barnes, K. PhD<sup>1</sup>, Colagiuri, B. PhD<sup>1</sup>*

5

*<sup>1</sup> University of Sydney, Australia*

6

7

8

9

10

11

12

13

14

15 **Corresponding Author:**

16 Dr. Kirsten Barnes,

17 School of Psychology, A18

18 University of Sydney

19 NSW 2006

20 Australia

21 Email: [kirsten.barnes@sydney.edu.au](mailto:kirsten.barnes@sydney.edu.au)

22 **Abstract**

23 Positive framing has been proposed as a potential intervention to increase COVID-19  
24 vaccination intentions. However, most available research has examined fictitious or  
25 unfamiliar treatments. This pre-registered study compared positively and negatively attribute-  
26 framed side effect information for real COVID-19 booster vaccines (AstraZeneca, Pfizer,  
27 Moderna) and measured booster intentions pre- and post-intervention in 1,222 UK-based  
28 participants. As hypothesised, vaccine familiarity significantly modulated the effect of  
29 framing. While positive framing was effective for the least familiar vaccine (i.e., Moderna),  
30 standard negative framing appeared to increase intentions for familiar vaccines  
31 (AstraZeneca/Pfizer), particularly among those with low baseline intentions. These findings  
32 provide important new evidence that positive framing could improve vaccine uptake globally  
33 when switches or new developments require individuals to receive less familiar vaccines – as  
34 is currently the case for millions of booster vaccines across the world. Positive framing of  
35 familiar vaccines, however, should be treated with caution.

36  
37  
38  
39  
40  
41  
42  
43  
44  
45  
46  
47  
48  
49  
50  
51  
52  
53  
54  
55  
56  
57  
58  
59

## Introduction

With vaccine efficacy for Severe Acute Respiratory Syndrome Coronavirus 2 (COVID-19) waning over time<sup>1,2</sup> and reduced for emerging variants<sup>3,4</sup>, many countries are accelerating their COVID-19 booster programmes<sup>5,6</sup>. However, vaccine availability does not necessarily translate to vaccine acceptance<sup>7</sup>, with the World Health Organization (WHO) recognising vaccine hesitancy as a global health threat<sup>8</sup>. Side effect apprehension is a primary factor driving hesitancy<sup>9</sup>, with 90% of COVID-19 vaccine refusers fearing side effects more than COVID-19 itself<sup>10</sup>. Further, side effect severity from initial doses has been associated with booster vaccine hesitancy<sup>11</sup>. Reducing perceptions of side effects appears vital for increasing booster acceptance and reducing the global burden COVID-19.

The WHO<sup>12</sup> has suggested the framing of vaccine-relevant information<sup>13</sup> could provide a method of reducing negative perceptions. Positive attribute framing, where side effect information is framed in terms of the inverse incidence rate (e.g., “60% will *not* get a sore arm”) as opposed to typical negative framing with the standard incidence rate (e.g., “40% will get a sore arm”) could be particularly useful for combatting COVID-19 vaccine hesitancy. First, it is directly applicable to side effects. Second, informed consent is maintained due to statistical consistency across frames<sup>14</sup>. Third, there is preliminary evidence that positive attribute framing can improve vaccination attitudes in other settings. For example, one study on the influenza vaccine found positive attribute framing (hereafter positive framing) reduced the expectation and experience of side effects, increased perceived protection from influenza, and reduced distortions in the perception of side effect risk<sup>15</sup>, with results replicated for other vaccine types<sup>16</sup>.

60           The handful of studies examining framing on COVID-19 vaccine intention have  
61 produced mixed results<sup>17-19</sup>. However, those studies focused on vaccine-naïve individuals, did  
62 not employ attribute framing, and did not concern booster intentions. Further, those studies  
63 also either used fictitious COVID-19 vaccines<sup>17,18</sup> or did not name specific approved COVID-  
64 19 vaccines<sup>19</sup>. As such, participants either had limited knowledge of, or investment in, the  
65 framed vaccines. As the pandemic has progressed, media discourse<sup>20,21</sup> combined with direct  
66 and socially-observed experience of COVID-19 side effects<sup>22</sup>, means it is essential to  
67 understand whether positive framing is effective for real-world vaccines where prior  
68 knowledge and experience exists. This is particularly important because there is reason to  
69 believe that prior knowledge regarding a given COVID-19 vaccine may moderate the  
70 strength of any positive framing effect.

71  
72           Research has shown that greater relevance or belief in a treatment or issue decreases  
73 the efficacy of different forms of framing<sup>23,24</sup>, including positive framing on perceptions of  
74 hypothetical vaccines<sup>23,25</sup>. The effect of positive framing on vaccine intention may therefore  
75 be limited to less familiar vaccines. Even if so, positive framing may still hold utility. New  
76 composition changes to COVID-19 booster vaccines have been recommended<sup>26</sup> and are  
77 currently being developed<sup>27</sup> to protect against emerging variants. Further, many booster  
78 programmes (e.g., in the United Kingdom) require switches from an experienced vaccine  
79 (e.g., AstraZeneca Vaxzevria) to a less familiar one (e.g., Moderna Spikevax). Positive  
80 framing may therefore be beneficial for increasing uptake for novel vaccines and switches to  
81 less familiar vaccines. Yet, because research on positive framing has largely focused on  
82 fictitious medications and patient scenarios<sup>23,25,28-32</sup>, the extent to which familiarity moderates  
83 the effect of positive framing is currently unclear. Therefore, to understand the extent to  
84 which positive framing could be deployed to improve global vaccine uptake to combat

85 COVID-19, it is critical to test the efficacy of positive framing for genuine familiar and  
86 unfamiliar vaccines.

87

88 In this pre-registered study ([aspredicted.org/53ph4.pdf](https://aspredicted.org/53ph4.pdf)), positive attribute framing  
89 was applied to side effects from genuine manufacturer Patient Information Leaflets (PILs) for  
90 the AstraZeneca, Pfizer, and Moderna vaccines and compared to standard negative wording.  
91 Participants were randomised to read positive or negatively framed PILs for the same vaccine  
92 they had previously received (either AstraZeneca/Pfizer), a familiar vaccine in the UK  
93 context (Pfizer/AstraZeneca), or an unfamiliar vaccine (Moderna). It was hypothesised that a)  
94 positive framing would increase booster intention, and b) the effect of positive framing would  
95 decrease with vaccine familiarity. Following previous research<sup>14,28,33-35</sup> secondary outcome  
96 variables concerning booster side effect severity, perceived risk, and booster acceptance, as  
97 well as prevalence judgments, were explored as potential mediators of the framing effect on  
98 vaccine intention (see Supplementary Materials 1).

99

100

## Results

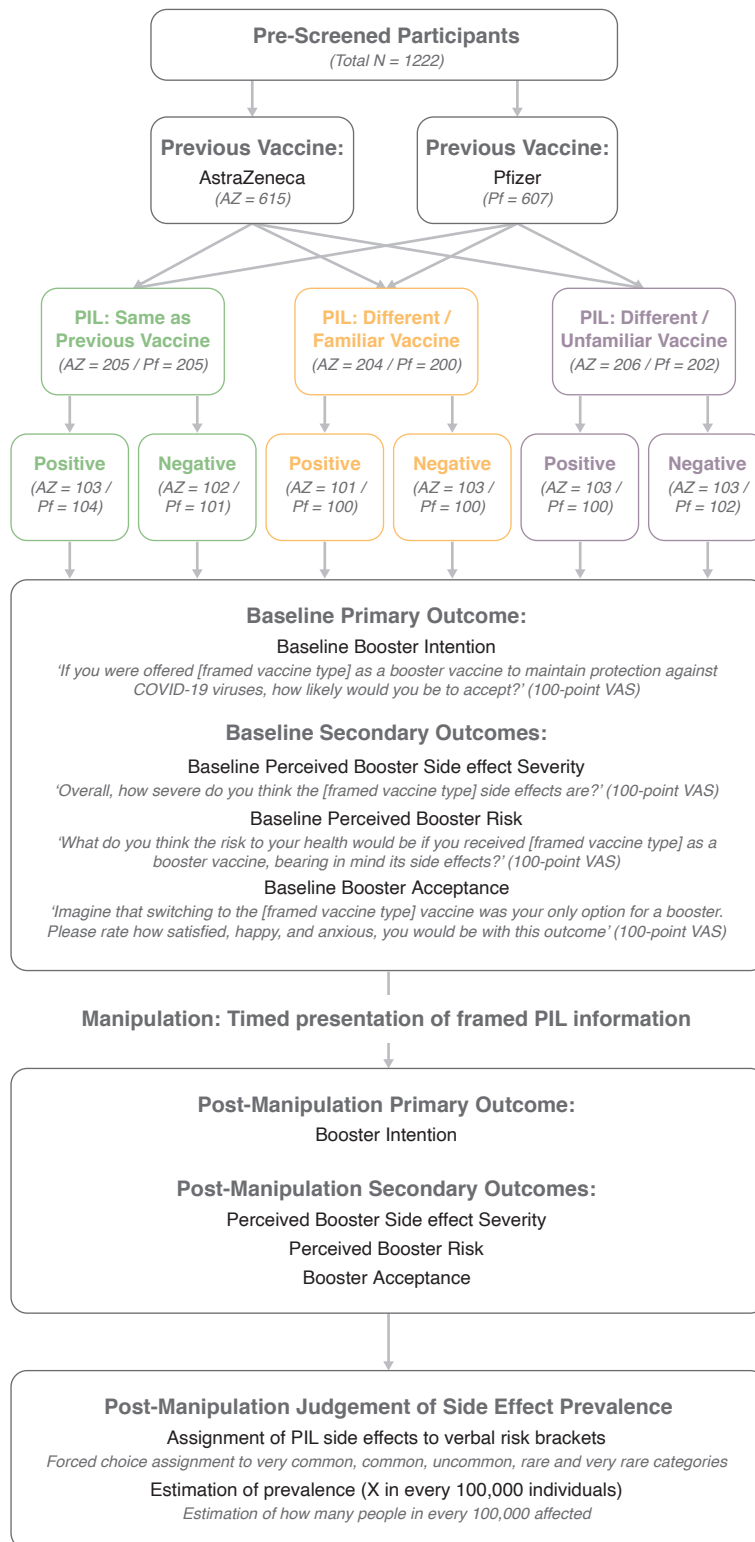
101

### Overview

102 Participants ( $N=1,222$ ) were recruited from the United Kingdom via Pureprofile, an  
103 international recruitment service, between 27<sup>th</sup> October and 8<sup>th</sup> November 2021. All were pre-  
104 screened (see Methods) with data removed on pre-registered quality control criteria (see  
105 Supplementary Materials 2). Only those who had received two doses of either the  
106 AstraZeneca or Pfizer COVID-19 vaccines were eligible to participate, with participants  
107 stratified by their previous vaccine type.

108

109 Participants from each stratum were subsequently randomised to one of six  
110 experimental conditions (2(Framing)\*3(Familiarity) factorial design; see Figure 1). Baseline  
111 ratings were collected regarding primary and secondary outcome measures—all recorded on  
112 a 100-point VAS. The primary outcome was the participant’s intention to receive a booster  
113 vaccine. Secondary outcomes were: 1) perceived booster side effect severity; 2) perceived  
114 booster risk; 3) booster acceptance. Wording of items can be found in Figure 1. Familiarity  
115 with the side effects of the AstraZeneca, Pfizer, and Moderna vaccines were additionally  
116 assessed (100-point VAS) to determine whether side effect knowledge corresponded with the  
117 predetermined factorial categories of vaccine Familiarity (i.e., Same > Familiar >  
118 Unfamiliar).



119

120 Figure 1: Overview of the experimental design, including the item wording for primary and


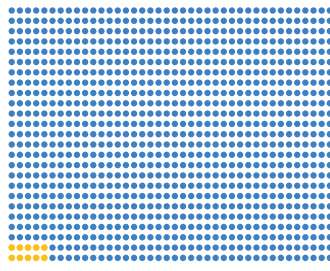
121 secondary outcomes (*Nb.* analyses concerning secondary outcomes are contained in

122 Supplementary Materials 1).

123

124 Framed side effect information was subsequently presented dependent on condition  
125 using genuine manufacturer PILs for the AstraZeneca, Pfizer, and Moderna vaccines, with  
126 side effects presented in standard EU verbal prevalence categories and frequency bands.  
127 Positive framing was applied to the frequency bands (for example see Figure 2; full wording  
128 and PILs presented as Supplementary Materials 3-4). To manipulate familiarity, participants  
129 were randomised to view PILs from the following conditions: ‘Same’ (PIL for the COVID-19  
130 vaccine previously received: AstraZeneca-AstraZeneca|Pfizer-Pfizer); ‘Familiar’ (PIL for a  
131 common vaccine not previously received: Pfizer-AstraZeneca|AstraZeneca-Pfizer);  
132 ‘Unfamiliar’ (PIL for a less common vaccine in the UK: AstraZeneca-Moderna|Pfizer-  
133 Moderna). Familiarity was judged on UK data (22<sup>nd</sup> September 2021), where fewer Moderna  
134 second doses (1.2 million) had been administered relative to the Pfizer and AstraZenca  
135 vaccine (19.4 and 24.0 million respectively)<sup>36</sup>. After timed PIL presentation of 2 minutes, all  
136 participants provided post-manipulation ratings for the primary and secondary outcomes (as  
137 above). Participants were then presented with 14 side effects from their assigned PIL and  
138 were required to: 1) assign each to a verbal prevalence category (i.e., very common, common,  
139 uncommon, rare, very rare); 2) estimate frequency of occurrence (number of people in  
140 100,000 expected to experience the side effect (results in Supplementary Materials 1.4.1).



Negative Attribute Frame (Standard EU Wording)	Positive Attribute Frame	Positive Attribute Frame (Accompanying Infographic)
Common (may affect up to 1 in 10 people)	Common (90 in 100 or more people may <i>not be affected</i> )	 <p>Common: 90 in 100 (blue circles) or more <b>not affected</b></p>
Uncommon (may affect up to 1 in 100 people)	Uncommon (990 in 1,000 or more people may <i>not be affected</i> )	 <p>Uncommon: 990 in 1,000 (blue circles) or more <b>not affected</b></p>

141

142 Figure 2: Positive and negative wording used to frame common and uncommon side effects

143 (wording for all prevalence categories can be found in Supplementary Materials 3)

144

## 145 Descriptive Statistics

### 146 *Sample demographics*

147 Information regarding participant location, age, education, and employment can be found

148 in Figure 2a-b. Participants were 52.5 years of age on average (range=18-95). They resided

149 across most postal areas in the UK, with the largest proportion from London district ( $N= 53$ ),

150 Birmingham ( $N=35$ ), and Belfast ( $N=34$ ). Only Harrogate, and the Orkney and Shetland Islands

151 were not represented. The largest proportion of respondents identified as British ( $N=1,064$ ;

152 87%), female ( $N=706$ ; 58%), had completed undergraduate-level education ( $N=413$ ; 34%), and

153 were in full-time employment ( $N=407$ ; 33%). Descriptive statistics for the full sample, and by

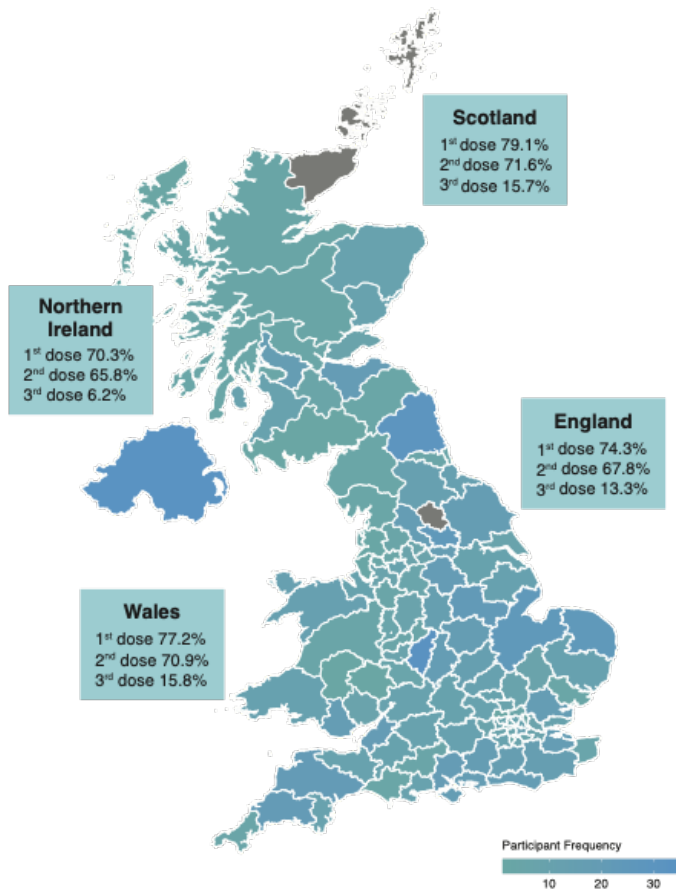
154 condition, are presented as Supplementary Materials 5-6.

155

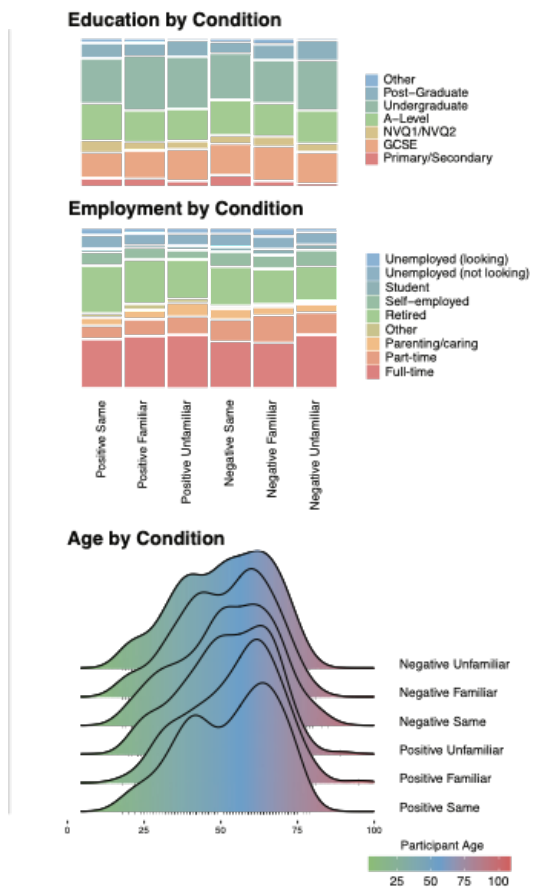
156 ***COVID-19 exposure and vaccine history***

157 Most participants ( $N=1,074$ ; 88%) had not personally been infected with COVID-19,  
158 while 565 (46%) reported infections among family and close friends. On average, participants  
159 had their last COVID-19 vaccine 4.8 months ago. The largest proportion reported not  
160 experiencing side effects to either dose ( $N=579$ ; 47%). Of those who did, the first dose was most  
161 associated with severe side effects ( $N=372$ ; 30%).

### 3a. Frequency of Participants by Location



### 3b. Demographic Information by Condition



162

163 Figure 3: Demographic Information, where 3a plots the frequency of participants from each postal area of the UK against the  
 164 vaccination rates reported by the UK government on the 3<sup>rd</sup> November (the final week of data collection) and 3b depicts education and  
 165 employment categories, and age range, across experimental conditions. *Nb.* 6 participants, 0.5% of the sample, are not represented in  
 166 3a due to not providing a valid postal code.

167 **Primary Analysis**

168 ***Knowledge of vaccine side effects mirrors categorical levels of the Familiarity factor***

169 To determine whether side effect familiarity corresponded with the predetermined  
170 factorial categories of Familiarity (i.e., Unfamiliar, Familiar, Same), a within-subjects one-way  
171 ANOVA (with Greenhouse–Geisser correction) was run on side effect familiarity ratings  
172 collected for the three vaccine types prior to the experimental manipulation. A robust main effect  
173 of Familiarity was observed ( $F(1.86, 2272.18)=659.17, p<.001, \eta_p^2=.35$ ). Awareness of side  
174 effects increased with Familiarity; being higher for the Same vs. Familiar vaccine  
175 ( $t(1221)=14.11, p<.001, \text{Cohen's } d_z =.40$ ), and for the Familiar vs. Unfamiliar vaccine  
176 ( $t(1221)=23.97, p<.001, \text{Cohen's } d_z =.69$ ). Mean differences are presented in Figure 4e.

177

178 ***Baseline vaccine intention***

179 A 2(Framing)\*3(Familiarity) ANOVA was conducted on Baseline Booster Intention  
180 scores to assess the presence of between-group differences. Baseline Booster Intention was  
181 anticipated to be high across conditions (see pre-registration), which was confirmed in the  
182 present sample ( $M=78.36$  (/100-point VAS),  $SD=31.65$ ; range:0-100). However, an  
183 unanticipated significant effect of Familiarity was observed ( $F(2, 1216)=49.51, p<.0001,$   
184  $\eta_p^2=.075$ ). This effect reached significance for the orthogonal contrast comparing the Same vs.  
185 Other (i.e., combined Familiar and Unfamiliar) vaccine types ( $F(1, 1216)=96.51, p<.0001,$   
186  $\eta_p^2=.074$ ), but not for the Familiar vs. Unfamiliar comparison ( $F(1, 1216)=2.42, p=.120,$   
187  $\eta_p^2=.002$ ), indicating higher intentions for previously experienced vaccines.

188

189 ***Effect of Framing and Familiarity on the intention to be vaccinated***

190 The pre-registered primary analysis plan was a 2(Framing: Positive vs. Negative)\*3  
191 (Familiarity: Same, Familiar, Unfamiliar) factorial ANCOVA, with Baseline Booster Intention  
192 for the vaccine presented in the participant's assigned PIL as the covariate, and Post-  
193 Manipulation Booster Intention the outcome. However, the fact that Baseline Intention  
194 unexpectedly differed systematically with Familiarity meant that including it as a covariate  
195 without including its interactions with the manipulated variables (Framing and Familiarity)  
196 would violate the assumptions of ANCOVA<sup>37</sup>. To address this, we extended the model to include  
197 the interactions between Baseline Booster Intention and Framing and Familiarity in all analyses,  
198 as recommended elsewhere<sup>38</sup>. Pre-specified orthogonal contrasts for Familiarity were: Contrast1  
199 (Same vs. Other [Familiar and Unfamiliar combined]); Contrast2 (Familiar vs. Unfamiliar). A  
200 Framing\*Familiarity interaction was hypothesised, with the effect of Framing (increased Booster  
201 Intention following Positive vs. Negative framing) reducing with increased Familiarity.

202  
203 Main effects analysis revealed the anticipated Framing\*Familiarity interaction ( $F(2,$   
204  $1210)=10.75, p<.0001, \eta_p^2=.018$ ). Specifically, Framing interacted with Contrast1 (Same vs.  
205 Other:  $F(1, 1210)=5.07, p=.025, \eta_p^2=.004$ ) and Contrast2 (Familiar vs. Unfamiliar:  $F(1,$   
206  $1210)=16.46, p=.0001, \eta_p^2=.013$ ). As demonstrated in Figure 4a, this pattern of results was  
207 driven by Positive Framing increasing Booster Intention for the Unfamiliar vaccine. However,  
208 this was superseded by a three-way interaction with Baseline Booster Intention ( $F(2,$   
209  $1210)=7.65, p=.0005, \eta_p^2=.013$ ), represented at both Contrasts (Baseline\*Framing\*Contrast1:  
210  $F(1, 1210)=4.39, p=.036, \eta_p^2=.004$  | Baseline\*Framing\*Contrast2:  $F(1, 1210)=11.19, p=.0008,$   
211  $\eta_p^2=.009$ ). Figure 4b depicts this interaction. Positive Framing had limited efficacy at high levels  
212 of Baseline Intention across Conditions but took effect for the Unfamiliar Vaccine when model

213 estimated Baseline Intention scores were lower than ~80/100. At very low levels of Baseline  
214 Intention (i.e., VAS=0), model predicted Booster Intention Post-Manipulation increased from  
215  $M=19.09$  ( $SEM=2.76$ , 95% CIs[13.68, 24.50]) for the Negative Frame, to  $M=35.11$  ( $SEM=2.77$ ,  
216 95% CIs[29.68, 40.50]) for the Positive Frame. Full model output is included as Supplementary  
217 Materials 7. We note that the same interaction between Framing and Familiarity was observed in  
218 the planned but invalid model excluding the interaction between these factors and Baseline  
219 Booster Intention (see Supplementary Materials 8).

220

### 221 *The effect of Framing on vaccine switches*

222 Analyses were performed to investigate the effect of framing on pre-registered and  
223 realistic vaccine switches occurring as part of the UK's booster programme. Specifically, those  
224 without medical exemption, who previously received the AstraZeneca vaccine will be required to  
225 switch to Pfizer or Moderna, while those who received Pfizer may be required to switch to  
226 Moderna.

227 First, previous vaccine type (AstraZeneca/Pfizer) was entered as a factor in the  
228 ANCOVA model above to check for interactions with Framing, Familiarity, and Baseline  
229 Booster Intention. While there was a main effect of previous vaccine type ( $F(1, 1198)=6.36$ ,  
230  $p=.012$ ,  $\eta_p^2=.005$ ), with those receiving AstraZeneca reporting increased Booster Intention  
231 ( $M=80.83$ ,  $SEM= 0.74$ , 95% CIs [79.37, 82.29]) compared to Pfizer ( $M=78.01$ ,  $SEM= 0.74$ , 95%  
232 CIs [76.57, 79.46]), there were no two- or three-way interactions with Framing or Familiarity (all  
233  $ps>.05$ ; see Supplementary Materials 9).

234

### 235 *Previous vaccine: AstraZeneca*

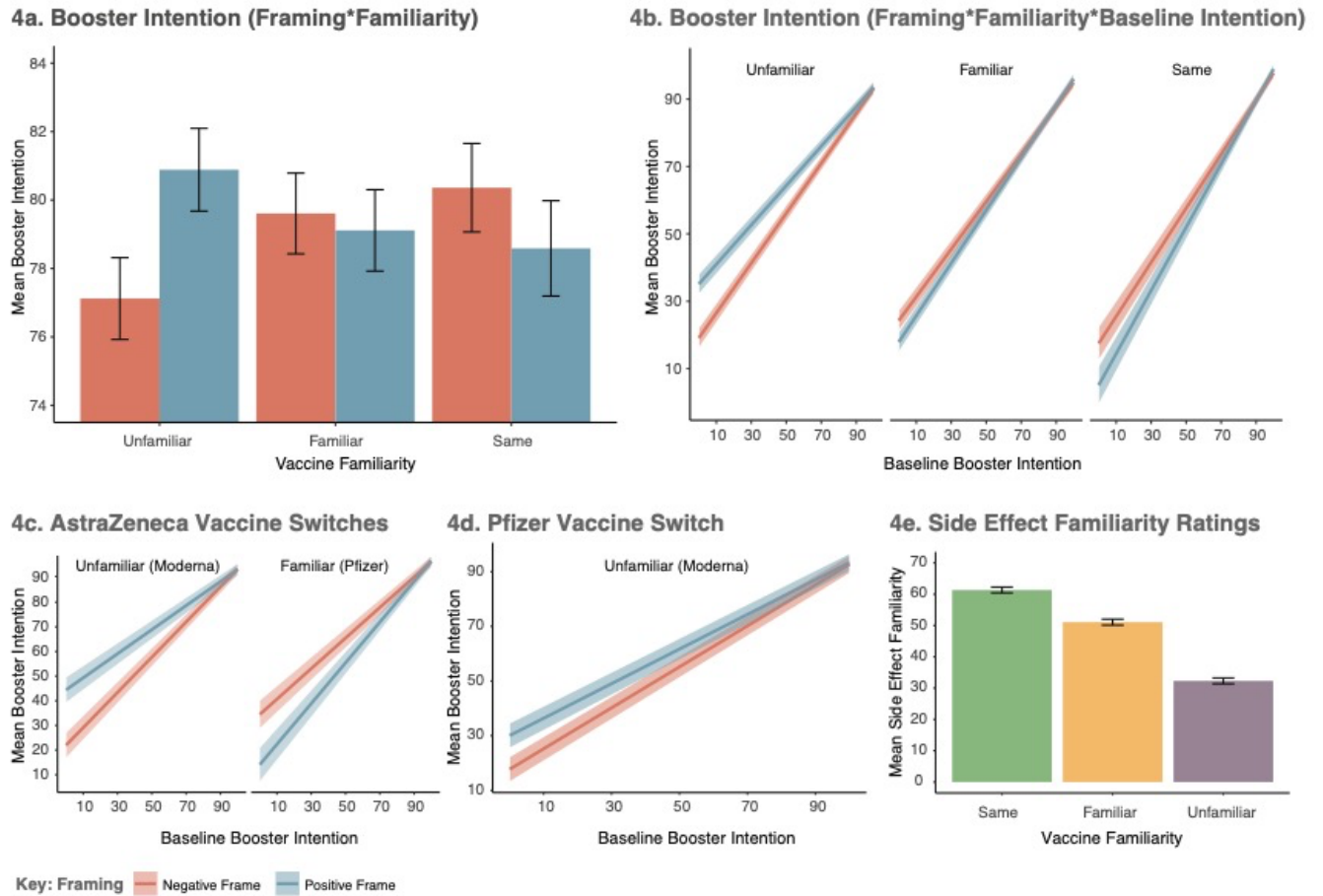
236 Representative of a switch from AstraZeneca to Pfizer or Moderna, a  
237 2(Framing)\*2(Familiarity: Familiar (Pfizer), Unfamiliar (Moderna)) ANCOVA (modelling  
238 interactions between covariate and factors), was conducted among those who had previously  
239 received the AstraZeneca vaccine ( $N=410$ ). A three-way Framing\*Familiarity\*Baseline Intention  
240 interaction was observed ( $F(1, 402)=11.38, p=.0008, \eta_p^2=.028$ ). As demonstrated in Figure 4c, in  
241 the case of the Unfamiliar vaccine (Moderna) Booster Intention was increased in the Positive  
242 Frame at low levels of Baseline Booster Intention. However, the inverse of this pattern was  
243 observed for the Familiar vaccine (Pfizer), where Positive Framing decreased Booster Intention  
244 at low levels of Baseline Intention.

245

#### 246 *Previous vaccine: Pfizer*

247 Representative of a switch from Pfizer to Moderna, a one-way ANCOVA investigating  
248 the effect of framing on the perception of the Unfamiliar (i.e., Moderna) PIL was performed on  
249 the data of those who had previously received the Pfizer vaccine ( $N=202$ ). There was a main  
250 effect of Framing ( $F(1, 198)=3.98, p=.048, \eta_p^2=.020$ ), but no statistically significant Baseline  
251 Booster Intention\*Framing interaction ( $F(1, 198)=1.80, p=.181, \eta_p^2=.009$ ). However, as  
252 demonstrated in Figure 4d, slopes for the Positive and Negative Frame converged at high levels  
253 of Baseline Booster Intention.

254



255

256

257

258

259

260

261

## Discussion

262

263

264

265

Figure 4: Model estimated mean differences in the primary outcome (Booster Intention), depicted for the whole sample (4a and 4b), and for realistic switches occurring as part of the UK booster programme (4c and 4d). 4e presents data demonstrating that side effect familiarity ratings scaled with the factorial levels of Vaccine Familiarity. All error bars represent  $\pm 1$ SEM.

Message framing has been suggested as a potential intervention to increase COVID-19 vaccine uptake<sup>12</sup>. We examined the effect of positive and negative attribute framing of side effect information on booster intentions for three genuine COVID-19 vaccines varying in familiarity. Positive framing successfully increased booster intention for the unfamiliar vaccine (i.e.,



266 Moderna), but reduced intention for the vaccine previously received, as well as for a switch to  
267 Pfizer among those previously receiving AstraZeneca. In all cases, effects were strongest at low  
268 baseline booster intentions. Increasing booster acceptance among those with low intentions is of  
269 substantial importance in protecting against infection from, and transmission of, COVID-19  
270 viruses. Critically, our data suggest that any intervention intending to employ attribute framing  
271 should be carefully tailored to match the framed information (positive vs. negative wording) with  
272 vaccine familiarity. Specifically, positive framing appears to have significant potential in  
273 situations where a novel vaccine or composition changes are being introduced<sup>26,27</sup>. By contrast,  
274 positive framing may actually be harmful when the vaccine is familiar.

275

276         The effect of positive attribute framing on booster intentions for the Unfamiliar vaccine is  
277 consistent with medical decision-making research. In these studies, framed information has  
278 typically been presented regarding fictitious medications and patient scenarios<sup>23,25,28-32</sup>. When  
279 employing real treatments, data has been collected from samples where participants were  
280 completely<sup>15,39</sup> or largely<sup>40</sup> naïve to the framed treatment, or where prior treatment experience  
281 was not assessed<sup>16,41</sup>. The current data thereby provide new insights into the effect of framing.  
282 Under conditions directly relevant to the COVID-19 pandemic (i.e., for real vaccines, at high  
283 levels of public involvement), the benefit of positive attribute framing was found to wane, or be  
284 reversed, as familiarity and prior experience with the framed vaccine increased. As such, calls  
285 for all PILs to employ positive framing as standard (e.g.,<sup>28,42</sup>) appear premature. Instead, negative  
286 framing, the standard form for communicating side effect information within the European  
287 Union, appears beneficial when treatments are well known.

288

289           The reduced efficacy of positive framing with increased vaccine familiarity could be  
290 explained by a current theory of attribute framing that posits an interaction between familiarity (a  
291 manifestation of psychological distance) and the valence of the message surrounding a given  
292 attribute or event (e.g., the experience of vaccine side effects). At closer psychological distances  
293 (e.g., for vaccines that are more familiar and more likely to be received), negatively framed  
294 information has been shown to be more persuasive<sup>43</sup>. Further experimental research is needed to  
295 test this theory, while considering alternative explanations, such as the role of potential backfire  
296 effects in persuasive or corrective messaging. Such effects are known to impact attitudes  
297 surrounding the COVID-19 pandemic<sup>44</sup> and have been demonstrated to lower intentions for other  
298 vaccine types at high levels of concern<sup>45</sup>. However, when assessed in conjunction, current results  
299 highlight the fact that any intervention that strives to apply positive framing across all vaccine  
300 types, irrespective of familiarity, should be treated with caution.

301  
302           The psychological mechanisms underlying the effect of positive framing on booster  
303 intentions remain unclear. We measured secondary variables as potential mediators. However,  
304 results did not mirror those obtained for the primary outcome – booster intention (see  
305 Supplementary Materials 1). While changes in secondary variables (side effect severity and  
306 booster acceptance) were observed with framing, post-hoc analysis (see Supplementary  
307 Materials 10) plotting the Familiarity\*Framing\*Baseline interaction for those who had high vs.  
308 low baseline booster intent, suggested that these framing-induced changes largely occurred  
309 among those with high vaccine intention at baseline. As these participants also showed limited  
310 effect of framing on their behavioural intention to be vaccinated, the relationship between  
311 booster intention and our secondary predictors appears orthogonal. Investigation of other factors

312 combined with qualitative research may be better positioned to identify the driving factors  
313 behind the effect of framing on COVID-19 booster intentions. Further, we note that, consistent  
314 with previous reports<sup>35,46-49</sup>, prevalence judgements were poor (<~35% accuracy; Supplementary  
315 Materials 1.4). This appeared exacerbated among those receiving positive framing, but again did  
316 not differ by familiarity. As side effects differed by PIL, the current study was designed only to  
317 test for general inaccuracies in side effect representation and not systematic over- or under-  
318 estimation. Experimental studies are therefore needed to assess precisely how any inaccuracies  
319 associated with positively framed COVID-19 vaccine information manifest.

320

321         The primary strength of the present study is the application of attribute framing to real  
322 COVID-19 vaccine information. The PILs employed here are displayed on government and NHS  
323 websites in the UK, forming a primary official source of information regarding COVID-19  
324 vaccination. Our findings therefore have real-world implications, demonstrating that the wording  
325 of PILs can directly impact the intention to receive a booster vaccine among individuals for  
326 whom this decision is both directly relevant and imminent. There are of course some limitations  
327 worth noting including the collection of cross-sectional data that limits an assessment of the  
328 durability of the framing effect, as well as a sample located within a single country. Given global  
329 differences in booster policy, cross-cultural replication of results is required to ensure results are  
330 not contextually limited to the UK. While vaccine intention has been demonstrated to be a strong  
331 predictor of vaccine uptake (e.g.,<sup>50-52</sup>), including for COVID-19 vaccination<sup>53</sup>, we do not assume  
332 that the two are synonymous<sup>54</sup>. While beyond the scope of the present study, we recommend that  
333 future research incorporate longitudinal designs where the rate of conversion from intention to  
334 vaccine uptake can be tracked. Further, present results are specific to booster intentions among

335 those already vaccinated. While side effect apprehension has been associated with hesitancy  
336 regarding COVID-19 vaccination<sup>9</sup> and booster vaccination<sup>11</sup>, whether a similar pattern of results  
337 would hold among those who have never been vaccinated is unknown.

338

339 In summary, the present study demonstrates that the ability of positive framing to  
340 successfully increase booster intention for genuine COVID-19 vaccines is critically moderated  
341 by the familiarity of that vaccine. Positive framing can improve vaccine intention for unfamiliar  
342 vaccines, but may actually decrease intentions for familiar vaccines. The data therefore provide  
343 novel insights into the benefits of positive framing for COVID-19 vaccines and beyond. As such,  
344 we recommend that if positive attribute framing is to be employed, close attention must be paid  
345 to the type of treatment being framed as well as the likely recipients of the framed information.  
346 Importantly, in the context of the current COVID-19 pandemic, positive framing appears capable  
347 of improving uptake of COVID-19 vaccines when switches or new developments require  
348 individuals to receive unfamiliar vaccines, as is the case for many booster vaccine programmes  
349 globally.

350

## 351 **Methods**

### 352 **Recruitment and Sample**

353 Recruitment took place in the initial weeks of the UK booster programme (27<sup>th</sup> October -  
354 8<sup>th</sup> November 2021). Figure 3a provides a summary of the number of boosters administered in  
355 the UK at the time of data collection. The sample was obtained from Pureprofile, an ISO-  
356 certified panel provider for online research, and balanced on national quotas for age, gender, and  
357 region. All potential participants were screened using the following inclusion criteria: 18 years of

358 age or older, currently residing in the UK, self-reported English fluency, previously received two  
359 doses of either the Pfizer or the AstraZeneca COVID-19 vaccines (no other combination), not  
360 having received a third COVID-19 booster vaccine, and no known medical reason (e.g., allergy)  
361 prohibiting potential administration of the Pfizer, AstraZeneca, or Moderna COVID-19 vaccines.  
362 After screening, 1896 participants provided electronic consent and 1459 completed the  
363 experiment. To reduce statistical noise due to random and inconsistent responding, 237  
364 completing participants were removed based on pre-registered quality control criteria (see  
365 Supplementary Materials 2). The experiment was approved by the University of Sydney Human  
366 Research Ethics Committee. All completing participants were provided with an electronic  
367 debrief at the end of the survey and were paid £3.50 for a ~15-minute survey.

368

### 369 **Data Collection and Procedure**

370 Cross-sectional data were collected online via Qualtrics, with the survey accessible to  
371 personal computer, tablet, and smartphone. The ‘force response’ option was used to ensure  
372 complete cases for all outcome variables. Participants completed the survey in one sitting and  
373 were not able to return to the study URL. After pre-screening, those meeting the inclusion  
374 criteria were provided with a participant information statement detailing the aims of the study  
375 and gave their digital informed consent. Those not meeting these criteria were directed away  
376 from the survey.

377

378 Participants completed demographic items and identified which COVID-19 vaccine they  
379 had previously received (AstraZeneca or Pfizer). Stratified randomisation to the six experimental  
380 groups occurred at this point using the inbuilt Qualtrics randomisation function. Quotas were set

381 to limit data collection to 600 participants from each vaccine type (AstraZeneca/Pfizer), with 100  
382 from each group randomised to the six experimental conditions. Because Qualtrics tallies quotas  
383 on survey completion but does not account for participants currently in the experimental  
384 pipeline, the final sample contained 22 more participants than projected. Statistical analysis did  
385 not take place until after exclusions had been made and all quotas were closed.

386

387         After randomisation, participants responded to items concerning the number of months  
388 since their last COVID-19 vaccine and familiarity with side effects of the three framed vaccines.  
389 For each vaccine type, participants then rated their booster intention, perceived booster side  
390 effect severity, perceived booster risk, and booster acceptance (satisfaction, happiness, and  
391 anxiety). Responses made to the vaccine type that matched with the experimental condition to  
392 which the participant had been assigned were employed as baseline measures. Responses to all  
393 other vaccine types were recorded for use in a concurrent, but separate, pre-registered study  
394 (#78370; [aspredicted.org/8e6af.pdf](https://aspredicted.org/8e6af.pdf)). PILs containing the positively or negatively framed side  
395 effect information were then displayed for two minutes, using a timer embedded in the survey.  
396 Participants could not proceed until this time had elapsed. Post-manipulation booster intention,  
397 perceived booster side effect severity, perceived booster risk, and booster acceptance were then  
398 recorded. Finally, fourteen side effects described in the PILs were presented, with participants  
399 required to assign each to a verbal prevalence descriptor (very common, common, uncommon,  
400 rare, very rare) and estimate how many people (out of 100,000) taking the vaccine would  
401 experience the side effect. On completing the survey, all participants were provided with an  
402 electronic debrief for download and URLs to the UK government landing page where the  
403 original PILs for the vaccines used in the study could be found.

404

405           Several additional items concerning general COVID-19 booster intentions, perceived risk  
406 of previous COVID-19 vaccines, specific COVID-19 vaccination side effects, general perceptions  
407 of COVID-19 and COVID-19 vaccinations, and severity of previous COVID-19 infection, were  
408 included in the survey for use in a separate pre-registered study (for information see: #78370;  
409 [aspredicted.org/8e6af.pdf](https://aspredicted.org/8e6af.pdf)).

410

## 411 **Survey Materials**

### 412           *Demographic information*

413           Participants responded to items concerning their age, gender, ethnicity, highest level of  
414 education and employment status, and geographic region (postal area code). Exact wording can  
415 be found in the Demographic Information section, Supplementary Materials 5.

416

### 417           *Previous exposure to COVID-19*

418           Items were employed to capture personal exposure to COVID-19, as well as exposure  
419 through close friends and family. Item wording (*To your knowledge, are you, or have you been,*  
420 *infected with COVID-19? / To your knowledge, have any of your close family members or friends*  
421 *been infected with COVID-19?*) was taken from the WHO BeSD documentation<sup>12</sup>.

422

### 423           *Previous COVID-19 vaccination history*

424           Previous COVID-19 vaccine (Pfizer/AstraZeneca) was recorded as a forced-choice  
425 option. Participants indicated the number of months since their last COVID-19 vaccine, and

426 whether their most severe side effects occurred to their first dose, second dose, whether they  
427 were equal across doses, or not experienced at all.

428

429 ***Familiarity with COVID-19 vaccine side effects***

430 For the three framed vaccines, participants were asked to rate their “*familiarity with the*  
431 *potential side effects*” on a 100-point VAS, with anchor labels (‘*not at all familiar*’ / ‘*extremely*  
432 *familiar*’) positioned to the left and right of the scale. Those who had not heard of the vaccine  
433 were asked to check a separate ‘*not heard of vaccine*’ box but received a score of zero (*not at all*  
434 *familiar*). This response-type was used to exclude inconsistent responders (see Supplementary  
435 Materials 2).

436

437 ***Baseline measures: COVID-19 vaccine perceptions***

438 Four items were used as baseline measures. All were rated on a 100-point VAS. For each  
439 of the three vaccines, participants responded to questions concerning: 1) booster intention ‘*If you*  
440 *were offered [vaccine type] as a booster vaccine to maintain protection against COVID-19*  
441 *viruses, how likely would you be to accept?*’ (labels: ‘*definitely would not accept vaccine*’ vs.  
442 ‘*definitely would accept vaccine*’); 2) perceived booster side effect severity ‘*Overall, how severe*  
443 *do you think the [vaccine type] side effects are?*’ (labels: ‘*not at all severe*’ vs. ‘*extremely*  
444 *severe*’); 3) perceived booster risk ‘*What do you think the risk to your health would be if you*  
445 *received [vaccine type] as a booster vaccine, bearing in mind its side effects?*’ (labels:  
446 ‘*extremely low risk*’ vs. ‘*extremely high risk*’); 4) booster switch perceptions ‘*Imagine that*  
447 *switching to the [vaccine type] vaccine was your only option for a booster. Please rate how*  
448 *satisfied, happy, and anxious, you would be with this outcome*’ (labels: ‘*not at all*’ vs.



449 'extremely'). Satisfaction, happiness, and anxiety were rated as sub-items, each yielding a score  
450 of 0 – 100. Where the vaccine type was the same as that previously received by the participant,  
451 wording was changed from 'switching to' to 'continuing with'. Wording of 1 – 3 was adapted  
452 from previous research<sup>35</sup>.

453

#### 454 ***Patient Information Leaflets (PILs): Experimental manipulation***

455 Genuine PILs for the AstraZeneca, Pfizer, and Moderna vaccine were abridged to include  
456 the manufacturer's description of each vaccine, what it is used for, and critically, the possible  
457 side effects resulting from administration. Side effects were retained in their original form and  
458 order. For both the negatively and positively framed PILs, verbal descriptors were in keeping  
459 with those published by the manufacturer (i.e., very common, common, uncommon, rare, very  
460 rare, not known). Wording of assigned frequency bands employed in the negatively framed PILs  
461 was also identical to that of the manufacturer. However, this was inverted in the positively  
462 framed PILs to stress the number of individuals *not* affected (e.g., "Common (90 in 100 or more  
463 people may *not be affected*)"). As multi-modal forms of side effect presentation (e.g., written,  
464 pictorial, verbal) may elicit larger framing effects<sup>14</sup>, and numeracy is less likely to moderate the  
465 effect of attribute framing for graphical presentations<sup>55</sup>, positive PILs additionally included a  
466 graphical representation of side effect risk to enhance the manipulation. For an example of the  
467 wording used to frame side effects see Figure 2.

468

#### 469 ***Post-manipulation measures: COVID-19 vaccine perceptions***

470 Participants responded to the four vaccine perception items listed above under Baseline  
471 Measures (booster intention, booster side effect severity, booster risk, booster acceptance), but  
472 only in relation to the vaccine type outlined in the PIL to which they were assigned.

473

#### 474 ***Post-manipulation side effect perceptions***

475 To determine whether positive framing augments the perception of side effect occurrence  
476 relative to true prevalence rates, fourteen side effects were presented from each PIL. Eleven of  
477 these were associated with concrete prevalence brackets in the original PILs, while the remaining  
478 three were assigned to the ‘unknown’ category (i.e., could not be estimated at the time of PIL  
479 publication). For each side effect, participants were required to identify the correct verbal  
480 descriptor (very common, common, uncommon, rare, very rare): “*based on the information that*  
481 *you read, how common do you think [side effect] is?*” (forced-choice answer). They were then  
482 asked, “*In 100,000 people, how many do you think would experience [side effect] if they received*  
483 *a [framed vaccine name] booster vaccine?*” (free-response, limited to numbers at up to 10  
484 decimal places). The three ‘unknown’ side effects were analysed separately to determine the  
485 effect of framing when prevalence rates are not provided.

486

#### 487 **Statistical Analysis**

488 Statistical analysis was performed using R (version 4.1.1). Statistical analyses were a  
489 combination of ANCOVAs (where baseline measures were available) or ANOVAs, reported  
490 with Type III Sum of Squares. An alpha of .05 was accepted as the threshold for statistical  
491 significance. Sample size (estimated  $N=1200$ ) was calculated based on an *a priori* power analysis  
492 (95% power,  $\alpha=.05$ , effect size  $f^2=0.02$ ) for a separate study run concurrently that contained

493 more predictor variables ( $N=9$ ), and therefore required more power, than the study presented  
494 here (further details contained in the study pre-registration form). An effect size for attribute  
495 framing was additionally derived from previous research (average effect size  $r= 0.175$ )<sup>14</sup>. An *a*  
496 *priori* power analysis based on this effect size required a total of 491 participants, providing  
497 reassurance that the projected sample size for the study above provided ample power to detect an  
498 effect of framing in the present study.

499

500

### Acknowledgements

501 **Sources of Funding:** This research was supported by Australian Research Council grants  
502 DP180102061 and DP200101748. The funding body had no involvement in study design,  
503 analysis, interpretation, writing, or the decision to submit the present article for publication.

504

505 **Data Availability:** The code and raw data necessary to replicate the reported analysis is  
506 available through the Open Science Framework repository (means/SEMs needed to reproduce  
507 the analysis figures are included with the raw data):

508 [https://osf.io/d5cvn/?view\\_only=500c83d90bb9416796e464108ad2fc41](https://osf.io/d5cvn/?view_only=500c83d90bb9416796e464108ad2fc41)

509

510 **Author contributions:** KB and BC conceived the experimental design. KB was responsible for  
511 collecting and analysing the data. KB wrote the first draft of the article. BC edited and  
512 contributed to the final version.

513

514 **References**

515

516 1 Andrews, N. *et al.* Vaccine effectiveness and duration of protection of Comirnaty,  
517 Vaxzevria and Spikevax against mild and severe COVID-19 in the UK. Preprint at:  
518 <https://www.medrxiv.org/content/10.1101/2021.09.15.21263583v2> (2021).

519 2 Goldberg, Y. *et al.* Waning immunity of the BNT162b2 vaccine: A nationwide study  
520 from Israel. Preprint at:  
521 <https://www.medrxiv.org/content/10.1101/2021.08.24.21262423v1>(2021).

522 3 Cele, S. *et al.* SARS-CoV-2 Omicron has extensive but incomplete escape of Pfizer  
523 BNT162b2 elicited neutralization and requires ACE2 for infection. Preprint at:  
524 <https://www.ncbi.nlm.nih.gov/pmc/articles/PMC8669855.2/> (2021).

525 4 Basile, K. *et al.* Improved neutralization of the SARS-CoV-2 Omicron variant after  
526 Pfizer-BioNTech BNT162b2 COVID-19 vaccine boosting. Preprint at:  
527 <https://www.biorxiv.org/content/10.1101/2021.12.12.472252v1.abstract> (2021).

528 5 Mahase, E. Covid-19 booster vaccines: What we know and who’s doing what. *BMJ* **374**,  
529 n2082 (2021).

530 6 *All adults to be offered COVID-19 boosters by end of January* (gov.uk, 2021);  
531 [https://www.gov.uk/government/news/all-adults-to-be-offered-covid-19-boosters-by-end-](https://www.gov.uk/government/news/all-adults-to-be-offered-covid-19-boosters-by-end-of-january)  
532 [of-january](https://www.gov.uk/government/news/all-adults-to-be-offered-covid-19-boosters-by-end-of-january)

533 7 MacDonald, N. E. Vaccine hesitancy: Definition, scope and determinants. *Vaccine* **33**,  
534 4161-4164 (2015).

535 8 *Ten threats to global health in 2019* (World Health Organisation, 2019);  
536 <https://www.who.int/news-room/spotlight/ten-threats-to-global-health-in-2019>

537 9 Solís Arce, J. S. *et al.* COVID-19 vaccine acceptance and hesitancy in low- and middle-  
538 income countries. *Nature Medicine* **27**, 1385-1394 (2021).

539 10 *Why won’t Americans get vaccinated?* (Economist/YouGov poll, 2021);  
540 [https://today.yougov.com/topics/politics/articles-reports/2021/07/15/why-wont-](https://today.yougov.com/topics/politics/articles-reports/2021/07/15/why-wont-americans-get-vaccinated-poll-data)  
541 [americans-get-vaccinated-poll-data](https://today.yougov.com/topics/politics/articles-reports/2021/07/15/why-wont-americans-get-vaccinated-poll-data)

542 11 Rzymiski, P., Poniedziałek, B. & Fal, A. Willingness to Receive the Booster COVID-19  
543 Vaccine Dose in Poland. *Vaccines* **9**, 1286 (2021).

544 12 *World Health Organization. Data for action: achieving high uptake of COVID-19*  
545 *vaccines: gathering and using data on the behavioural and social drivers of vaccination:*  
546 *a guidebook for immunization programmes and implementing partners: interim*

- 547 *guidance, 1 April 2021.* (World Health Organization, 2021);  
548 <https://apps.who.int/iris/handle/10665/340645>
- 549 13 Levin, I. P., Schneider, S. L. & Gaeth, G. J. All Frames Are Not Created Equal: A  
550 Typology and Critical Analysis of Framing Effects. *Organizational Behavior and Human*  
551 *Decision Processes* **76**, 149-188 (1998).
- 552 14 Barnes, K. *et al.* Can Positive Framing Reduce Nocebo Side Effects? Current Evidence  
553 and Recommendation for Future Research. *Frontiers in Pharmacology* **10**, 167 (2019).
- 554 15 O'Connor, A. M., Pennie, R. A. & Dales, R. E. Framing effects on expectations,  
555 decisions, and side effects experienced: The case of influenza immunization. *Journal of*  
556 *Clinical Epidemiology* **49**, 1271-1276 (1996).
- 557 16 Bigman, C. A., Cappella, J. N. & Hornik, R. C. Effective or ineffective: Attribute framing  
558 and the human papillomavirus (HPV) vaccine. *Patient Education and Counseling* **81**,  
559 S70-S76 (2010).
- 560 17 Sudharsanan, N., Favaretti, C., Hachaturyan, V., Bärnighausen, T. & Vandormael, A.  
561 Effects of Side-Effect Risk Framing Strategies on COVID-19 Vaccine Intentions in the  
562 United States and the United Kingdom: A Randomized Controlled Trial. Preprint at:  
563 <https://www.medrxiv.org/content/10.1101/2021.10.12.21264877v2> (2021).
- 564 18 Chen, T., Dai, M., Xia, S. & Zhou, Y. Do Messages Matter? Investigating the Combined  
565 Effects of Framing, Outcome Uncertainty, and Number Format on COVID-19  
566 Vaccination Attitudes and Intention. *Health Communication*, 1-8 (2021).
- 567 19 Huang, Y. & Liu, W. Promoting COVID-19 Vaccination: The Interplay of Message  
568 Framing, Psychological Uncertainty, and Public Agency as a Message Source. *Science*  
569 *Communication* **44**, 3-29 (2021).
- 570 20 Lentzen, M.-P. *et al.* A retrospective analysis of social media posts pertaining to COVID-  
571 19 vaccination side effects. *Vaccine* **40**, 43-51 (2022).
- 572 21 Jamison, A. M. *et al.* Vaccine-related advertising in the Facebook Ad Archive. *Vaccine*  
573 **38**, 512-520 (2020).
- 574 22 Ndwandwe, D. & Wiysonge, C. S. COVID-19 vaccines. *Current Opinion in Immunology*  
575 **71**, 111-116 (2021).

- 576 23 Donovan, R. J. & Jalleh, G. Positive versus Negative Framing of a Hypothetical Infant  
577 Immunization: The Influence of Involvement. *Health Education & Behavior* **27**, 82-95  
578 (2000).
- 579 24 Benjamin, D., Por, H.-H. & Budescu, D. Climate Change Versus Global Warming: Who  
580 Is Susceptible to the Framing of Climate Change? *Environment and Behavior* **49**, 745-  
581 770 (2016).
- 582 25 Haydarov, R. & Gordon, J. C. Effect of combining attribute and goal framing within  
583 messages to change vaccination behavior. *Journal of Communication in Healthcare* **8**,  
584 45-54 (2015).
- 585 26 *Interim Statement on COVID-19 vaccines in the context of the circulation of the Omicron*  
586 *SARS-CoV-2 Variant from the WHO Technical Advisory Group on COVID-19 Vaccine*  
587 *Composition (TAG-CO-VAC)* (World Health Organization, 2022);  
588 [https://www.who.int/news/item/11-01-2022-interim-statement-on-covid-19-vaccines-in-](https://www.who.int/news/item/11-01-2022-interim-statement-on-covid-19-vaccines-in-the-context-of-the-circulation-of-the-omicron-sars-cov-2-variant-from-the-who-technical-advisory-group-on-covid-19-vaccine-composition)  
589 [the-context-of-the-circulation-of-the-omicron-sars-cov-2-variant-from-the-who-technical-](https://www.who.int/news/item/11-01-2022-interim-statement-on-covid-19-vaccines-in-the-context-of-the-circulation-of-the-omicron-sars-cov-2-variant-from-the-who-technical-advisory-group-on-covid-19-vaccine-composition)  
590 [advisory-group-on-covid-19-vaccine-composition](https://www.who.int/news/item/11-01-2022-interim-statement-on-covid-19-vaccines-in-the-context-of-the-circulation-of-the-omicron-sars-cov-2-variant-from-the-who-technical-advisory-group-on-covid-19-vaccine-composition)
- 591 27 Pfizer plans to manufacture up to 100 million doses of omicron-specific vaccine by  
592 spring (*The Washington Post*, 2022);  
593 <https://www.washingtonpost.com/business/2022/01/11/pfizer-omicron-specific-vaccine/>
- 594 28 Webster, R. K. & Rubin, G. J. The Effect of Positively Framing Side-Effect Risk in Two  
595 Different Formats on Side-Effect Expectations, Informed Consent and Credibility: A  
596 Randomised Trial of 16- to 75-Year-Olds in England. *Drug Safety* **43**, 1011-1022 (2020).
- 597 29 Krishnamurthy, P., Carter, P. & Blair, E. Attribute Framing and Goal Framing Effects in  
598 Health Decisions. *Organizational Behavior and Human Decision Processes* **85**, 382-399  
599 (2001).
- 600 30 Levin, I. P., Schnittjer, S. K. & Thee, S. L. Information framing effects in social and  
601 personal decisions. *Journal of Experimental Social Psychology* **24**, 520-529 (1988).
- 602 31 Zimmermann, C., Baldo, C. & Molino, A. Framing of outcome and probability of  
603 recurrence: Breast cancer patients' choice of adjuvant chemotherapy (ACT) in  
604 hypothetical patient scenarios. *Breast Cancer Research and Treatment* **60**, 9-14 (2000).
- 605 32 Marteau, T. M. Framing of information: Its influence upon decisions of doctors and  
606 patients. *British Journal of Social Psychology* **28**, 89-94 (1989).

- 607 33 Webster, R. K. & Rubin, G. J. Predicting Expectations of Side-Effects for Those Which  
608 Are Warned Versus Not Warned About in Patient Information Leaflets. *Ann Behav Med*  
609 **12**, 1253–1261 (2021).
- 610 34 Herber, O. R., Gies, V., Schwappach, D., Thürmann, P. & Wilm, S. Patient information  
611 leaflets: informing or frightening? A focus group study exploring patients' emotional  
612 reactions and subsequent behavior towards package leaflets of commonly prescribed  
613 medications in family practices. *BMC Family Practice* **15**, 163 (2014).
- 614 35 Berry, D. C., Raynor, D. K. & Knapp, P. Communicating risk of medication side effects:  
615 An empirical evaluation of EU recommended terminology. *Psychology, Health &*  
616 *Medicine* **8**, 251-263 (2003).
- 617 36 *Research and analysis: Coronavirus vaccine - weekly summary of Yellow Card reporting*  
618 (gov.uk, 2021); [https://www.gov.uk/government/publications/coronavirus-covid-19-](https://www.gov.uk/government/publications/coronavirus-covid-19-vaccine-adverse-reactions/coronavirus-vaccine-summary-of-yellow-card-reporting)  
619 [vaccine-adverse-reactions/coronavirus-vaccine-summary-of-yellow-card-reporting](https://www.gov.uk/government/publications/coronavirus-covid-19-vaccine-adverse-reactions/coronavirus-vaccine-summary-of-yellow-card-reporting)
- 620 37 Myers, J. L. & Well, A. D. *Research design and statistical analysis, 2nd ed.* (Lawrence  
621 Erlbaum Associates Publishers, 2003).
- 622 38 Cardinal, R. N. & Aitken, M. R. F. *ANOVA for the behavioural sciences researcher.*  
623 (Lawrence Erlbaum Associates Publishers, 2006).
- 624 39 Llewellyn-Thomas, H. A., McGreal, M. J. & Thiel, E. C. Cancer Patients' Decision  
625 Making and Trial-entry Preferences: The Effects of "Framing" Information about Short-  
626 term Toxicity and Long-term Survival. *Medical Decision Making* **15**, 4-12 (1995).
- 627 40 Ferguson, E. & Gallagher, L. Message framing with respect to decisions about  
628 vaccination: The roles of frame valence, frame method and perceived risk. *British*  
629 *Journal of Psychology* **98**, 667-680 (2007).
- 630 41 Jasper, J. D., Goel, R., Einarson, A., Gallo, M. & Koren, G. Effects of framing on  
631 teratogenic risk perception in pregnant women. *The Lancet* **358**, 1237-1238 (2001).
- 632 42 Webster, R. K., Weinman, J. & Rubin, G. J. Explaining all without causing unnecessary  
633 harm: Is there scope for positively framing medical risk information? *Patient Education*  
634 *and Counseling* **102**, 602-603 (2019).
- 635 43 Freling, T. H., Vincent, L. H. & Henard, D. H. When not to accentuate the positive: Re-  
636 examining valence effects in attribute framing. *Organizational Behavior and Human*  
637 *Decision Processes* **124**, 95-109 (2014).

638 44 Dan, V. & Dixon, G. N. Fighting the Infodemic on Two Fronts: Reducing False Beliefs  
639 Without Increasing Polarization. *Science Communication* **43**, 674-682 (2021).

640 45 Nyhan, B. & Reifler, J. Does correcting myths about the flu vaccine work? An  
641 experimental evaluation of the effects of corrective information. *Vaccine* **33**, 459-464  
642 (2015).

643 46 Webster, R. K., Weinman, J. & Rubin, G. J. People's Understanding of Verbal Risk  
644 Descriptors in Patient Information Leaflets: A Cross-Sectional National Survey of 18- to  
645 65-Year-Olds in England. *Drug Safety* **40**, 743-754 (2017).

646 47 Berry, D. C., Knapp, P. R. & Raynor, T. Is 15 per cent very common? Informing people  
647 about the risks of medication side effects. *International Journal of Pharmacy Practice*  
648 **10**, 145-151 (2002).

649 48 Berry, D. C., Raynor, D. K., Knapp, P. & Bersellini, E. Patients' Understanding of Risk  
650 Associated with Medication Use. *Drug Safety* **26**, 1-11 (2003).

651 49 Knapp, P. *et al.* Communicating the Risk of Side Effects to Patients. *Drug Safety* **32**, 837-  
652 849 (2009).

653 50 Gerend, M. A. & Shepherd, J. E. Predicting Human Papillomavirus Vaccine Uptake in  
654 Young Adult Women: Comparing the Health Belief Model and Theory of Planned  
655 Behavior. *Annals of Behavioral Medicine* **44**, 171-180 (2012).

656 51 Lehmann, B. A., Ruiter, R. A. C., Chapman, G. & Kok, G. The intention to get  
657 vaccinated against influenza and actual vaccination uptake of Dutch healthcare personnel.  
658 *Vaccine* **32**, 6986-6991 (2014).

659 52 Juraskova, I., Bari, R. A., O'Brien, M. T. & McCaffery, K. J. HPV Vaccine Promotion:  
660 Does Referring to Both Cervical Cancer and Genital Warts Affect Intended and Actual  
661 Vaccination Behavior? *Women's Health Issues* **21**, 71-79 (2011).

662 53 Jensen, U., Ayers, S. & Koskan, A. *Video-based messages to reduce COVID-19 vaccine*  
663 *hesitancy and nudge uptake*. Preprint at: <https://psyarxiv.com/df9qw/> (2021).

664 54 Sheeran, P. Intention—Behavior Relations: A Conceptual and Empirical Review.  
665 *European Review of Social Psychology* **12**, 1-36 (2002).

666 55 Kreiner, H. & Gamliel, E. Are highly numerate individuals invulnerable to attribute  
667 framing bias? Comparing numerically and graphically represented attribute framing.  
668 *European Journal of Social Psychology* **47**, 775-782 (2017).



**Pre-Screened Participants**  
(Total N = 1222)

**Previous Vaccine:**  
AstraZeneca  
(AZ = 615)

**Previous Vaccine:**  
Pfizer  
(Pf = 607)

**PIL: Same as Previous Vaccine**  
(AZ = 205 / Pf = 205)

**PIL: Different / Familiar Vaccine**  
(AZ = 204 / Pf = 200)

**PIL: Different / Unfamiliar Vaccine**  
(AZ = 206 / Pf = 202)

**Positive**  
(AZ = 103 / Pf = 104)

**Negative**  
(AZ = 102 / Pf = 101)

**Positive**  
(AZ = 101 / Pf = 100)

**Negative**  
(AZ = 103 / Pf = 100)

**Positive**  
(AZ = 103 / Pf = 100)

**Negative**  
(AZ = 103 / Pf = 102)

**Baseline Primary Outcome:**  
Baseline Booster Intention  
*'If you were offered [framed vaccine type] as a booster vaccine to maintain protection against COVID-19 viruses, how likely would you be to accept?' (100-point VAS)*

**Baseline Secondary Outcomes:**  
Baseline Perceived Booster Side effect Severity  
*'Overall, how severe do you think the [framed vaccine type] side effects are?' (100-point VAS)*  
Baseline Perceived Booster Risk  
*'What do you think the risk to your health would be if you received [framed vaccine type] as a booster vaccine, bearing in mind its side effects?' (100-point VAS)*  
Baseline Booster Acceptance  
*'Imagine that switching to the [framed vaccine type] vaccine was your only option for a booster. Please rate how satisfied, happy, and anxious, you would be with this outcome' (100-point VAS)*

**Manipulation: Timed presentation of framed PIL information**

**Post-Manipulation Primary Outcome:**  
Booster Intention

**Post-Manipulation Secondary Outcomes:**  
Perceived Booster Side effect Severity  
Perceived Booster Risk  
Booster Acceptance

**Post-Manipulation Judgement of Side Effect Prevalence**  
Assignment of PIL side effects to verbal risk brackets  
*Forced choice assignment to very common, common, uncommon, rare and very rare categories*  
Estimation of prevalence (X in every 100,000 individuals)  
*Estimation of how many people in every 100,000 affected*

medRxiv preprint doi: <https://doi.org/10.1101/2022.01.25.22269855>; this version posted February 14, 2022. The copyright holder for this preprint (which was not certified by peer review) is the author/funder, who has granted medRxiv a license to display the preprint in perpetuity. It is made available under a [CC-BY-NC-ND 4.0 International license](https://creativecommons.org/licenses/by-nc-nd/4.0/).

**Negative Attribute Frame  
(Standard EU Wording)**

**Common** (may affect up to 1 in 10 people)

**Uncommon** (may affect up to 1 in 100 people)

**Positive Attribute Frame**



**Common** (90 in 100 or more people may ***not be affected***)

**Uncommon** (990 in 1,000 or more people may ***not be affected***)

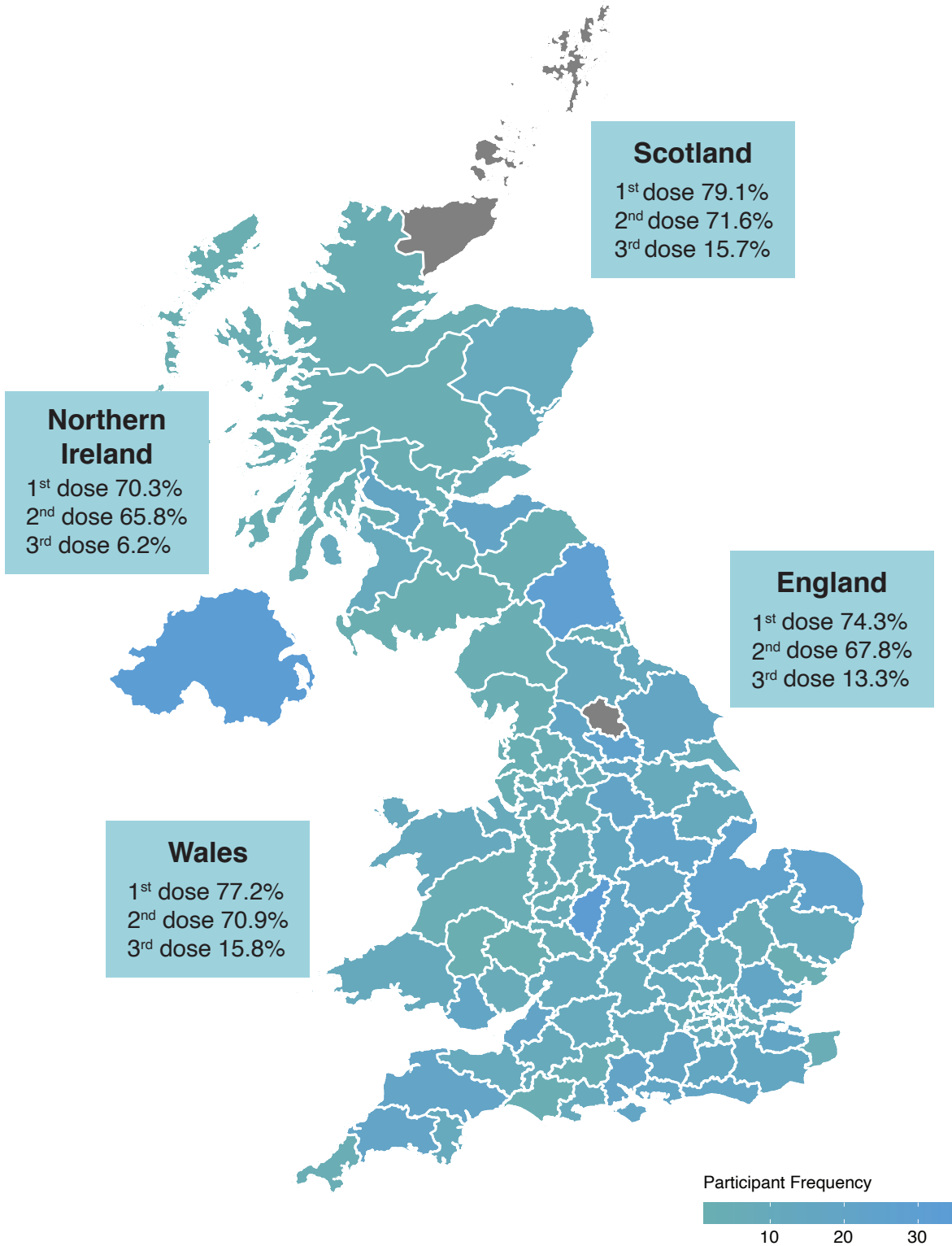
**Positive Attribute Frame  
(Accompanying Infographic)**

**Common:** 90 in 100 (blue circles) or more **not affected**

**Uncommon:** 990 in 1,000 (blue circles) or more **not affected**

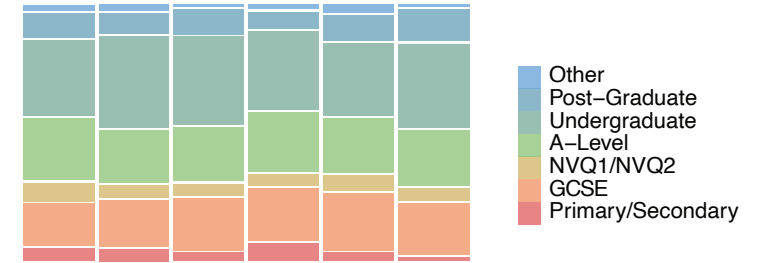


### 3a. Frequency of Participants by Location

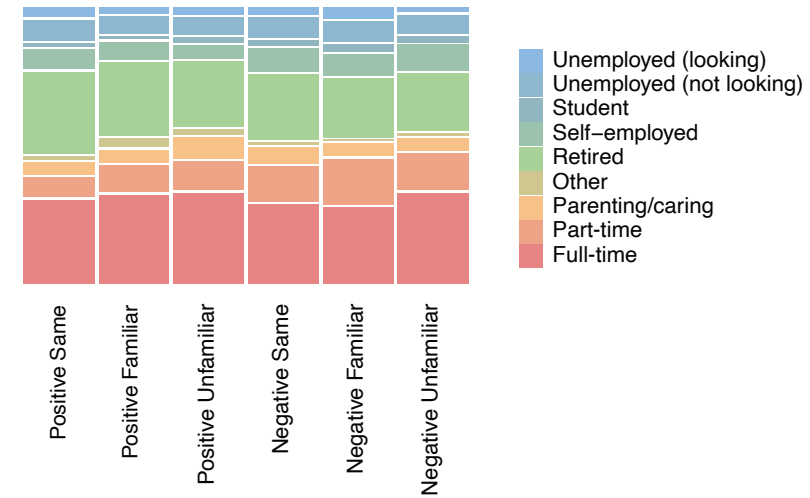


### 3b. Demographic Information by Condition

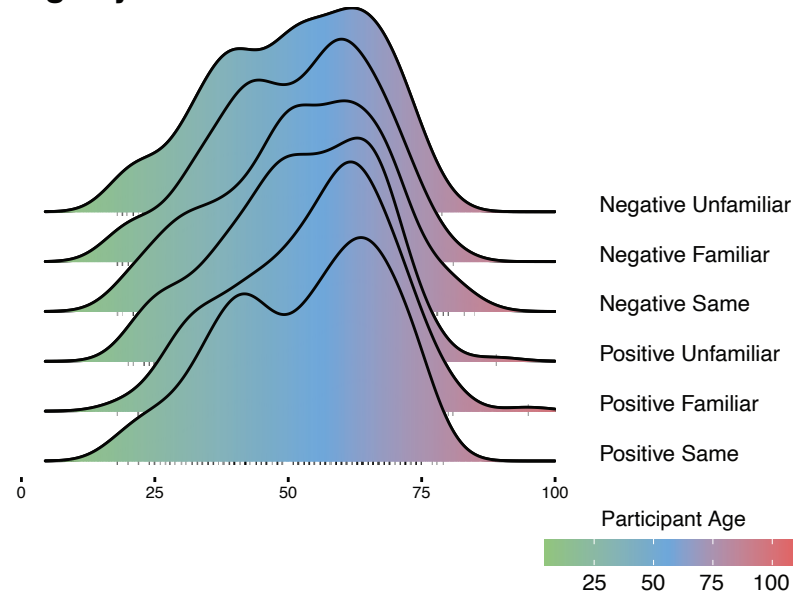
#### Education by Condition



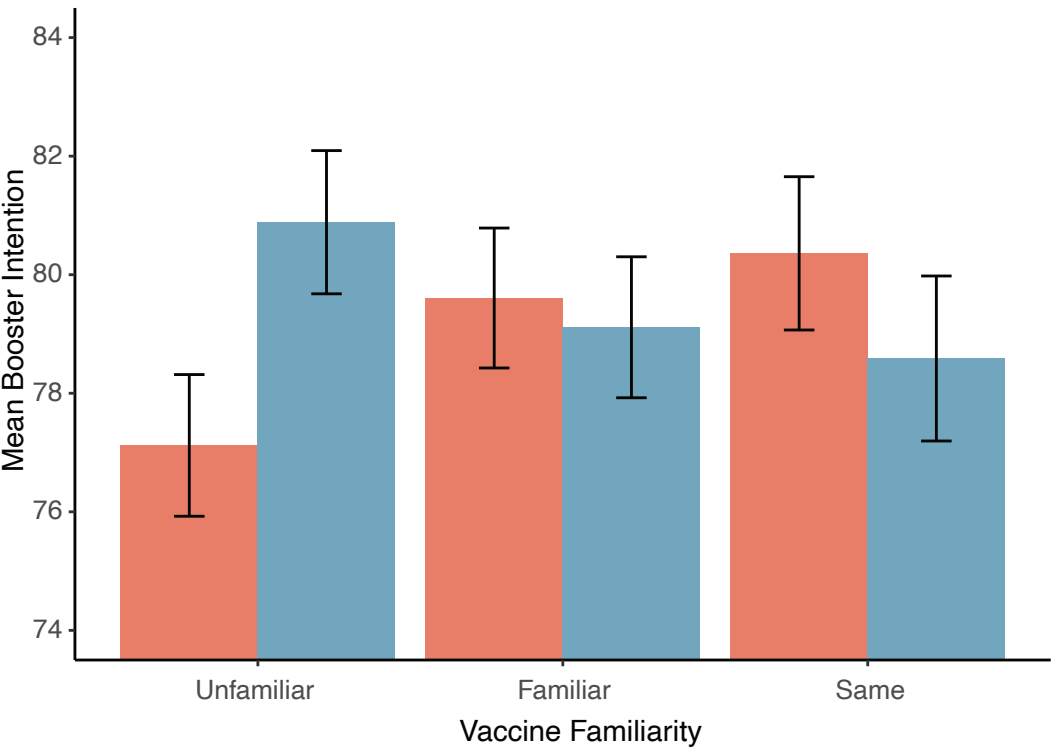
#### Employment by Condition



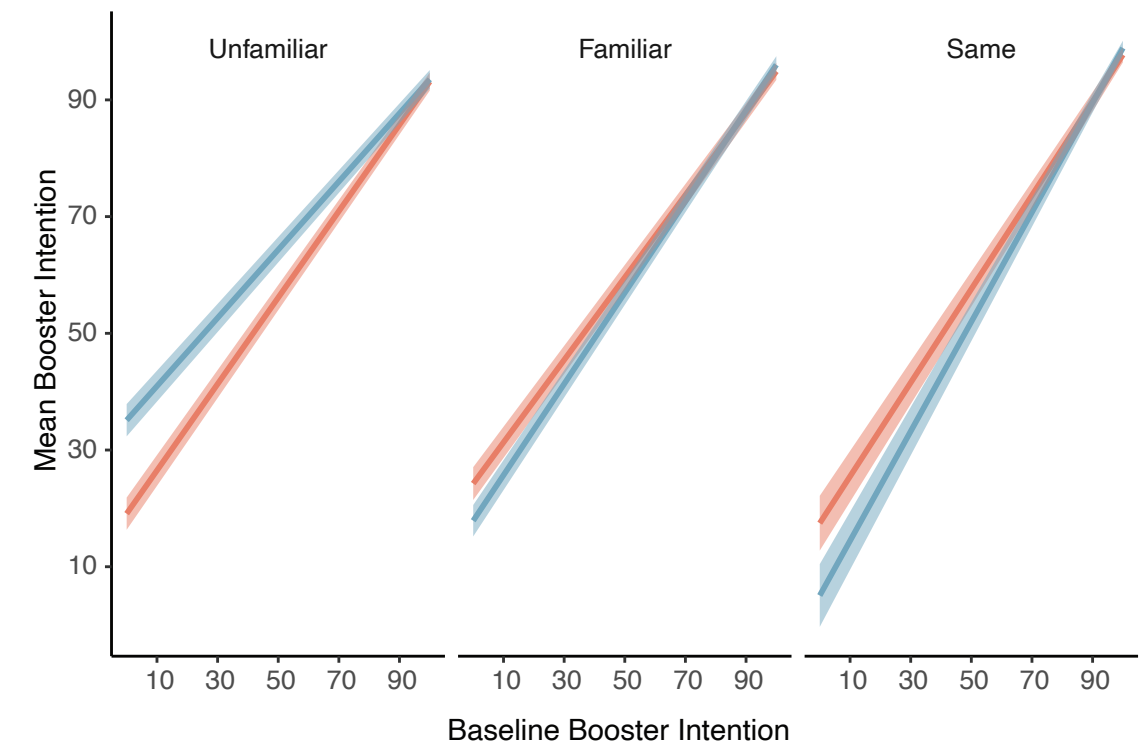
#### Age by Condition



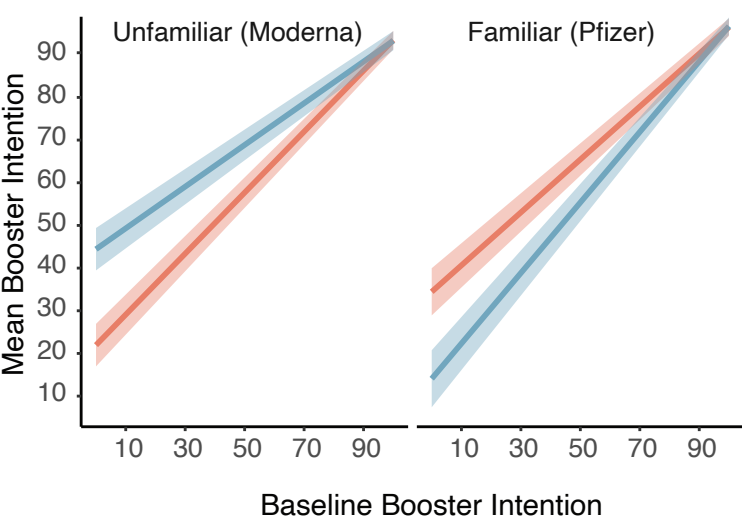
**4a. Booster Intention (Framing\*Familiarity)**



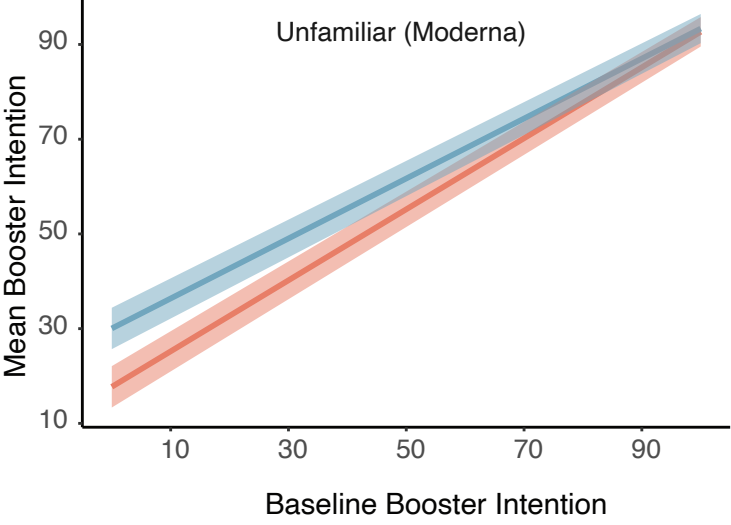
**4b. Booster Intention (Framing\*Familiarity\*Baseline Intention)**



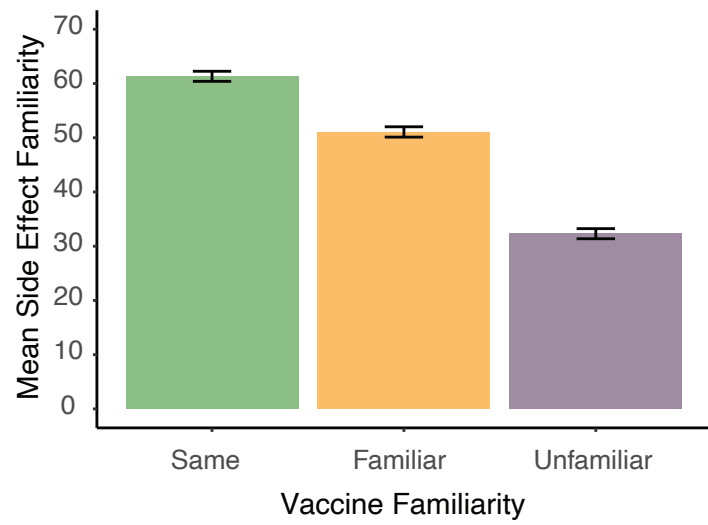
**4c. AstraZeneca Vaccine Switches**



**4d. Pfizer Vaccine Switch**



**4e. Side Effect Familiarity Ratings**



**Key: Framing** Negative Frame Positive Frame