

1 **Title:** Critical success factors for high routine immunization performance: A case study of Senegal □

2 □

3 **Authors:** Zoe Sakas^a, Kyra A. Hester^a, Katie Rodriguez^b, Saly Amos Diatta^c, Anna S. Ellis^a, Daouda
4 Malick Gueye^c, □ Dawn Matapano^a, Pr Souleymane Mboup^e, Emily Awino Ogutu^a, □ Chenmua
5 Yang^a, □ Robert A. Bednarczyk^a, Matthew C. Freeman^{a*}, Moussa Sarr^e, □ and the Vaccine Exemplars
6 Research Consortium □

7 □

8 **Vaccine Exemplars Research Consortium Co-Authors:** □ □

9 Natalia Bueno^d, Francisco Castillo Zunino^e, □ Roopa Darwar^a, Bonheur Dounebaine^f, Matthew R.
10 Dudgeons^g, Cam Escoffery^a, Kimberley R. Isett^h, Chandni Jaishwal^a, Hanleigh James^a, Pinar Keskinocakⁱ,
11 B. Pablo Montagnes^d, Dima Nazzali^e, Walter Orensteins^g, Miguel Rueda Robayo^d, Simone Rosenblum^j,
12 Hannah K. Smalley^e □

13 □

14 **Affiliations** □

15 ^a Rollins School of Public Health, Emory University, Atlanta, GA, USA □

16 ^b Need to ask for Katie's affiliation □

17 ^c Institut de Recherche en Santé de Surveillance Epidémiologique et de Formation, Dakar, Senegal □

18 ^d College of Arts and Sciences, Emory University, Atlanta, GA, USA □

19 ^e H. Milton Stewart School of Industrial and Systems Engineering, Georgia Institute of Technology,
20 Atlanta, GA, USA □

21 ^f Need to ask for Bonheur's affiliation □

22 ^g Emory University School of Medicine, Emory University, Atlanta, GA, USA □

23 ^h Biden School of Public Policy and Administration, University of Delaware, Newark, DE, USA □

24 ⁱ College of Engineering, Georgia Institute of Technology, Atlanta, GA, USA □

25 ^j School of Public Policy, Georgia Institute of Technology, Atlanta, GA, USA □ □

26 □

27 * Correspondence to: matthew.freeman@emory.edu □

28 404-712-8767; 1518 Clifton Road NE, Atlanta, GA, 30322 □

29 □

30 **Contributions:** □ □

31 KAH, ASE, RAB, MCF, MS, NB, MRD, CE, KI, PK, DN, PM, MRR, WO: project conceptualization and
32 methodology; BD, SAD, DMG, PSM, ZS, KR, ASE, DM, CY, RAB, MCF, MS: investigation and data
33 curation; ZS, KR, KAH, ASE, EAO, DM, CY, RAB, MCF, MS, FCZ, HKS, PK, DN, RD, HJ, CJ, SR: formal
34 analysis; ZS, KH, KR, ASE, EAO: interpretation and writing. All authors reviewed and provided
35 feedback on subsequent versions of this paper. All authors approved the submitted manuscript. □

36

37

38 **Abstract**

39 BACKGROUND: The essential components of a vaccine delivery system are well-documented, but
40 robust evidence is lacking on how policies and implementation strategies are operationalized to drive
41 catalytic improvements in coverage. To address this gap, we identified success factors that supported
42 improvements in routine immunization coverage in Senegal, especially from 2000 to 2019.

43 METHODS: We identified Senegal as an exemplar in the delivery of childhood vaccines through
44 analysis of DTP1 and DTP3 coverage data. Through interviews and focus group discussions at the
45 national, regional, district, health facility, and community-level, we investigated factors that
46 contributed to high and sustained vaccination coverage. We conducted a thematic analysis through
47 application of implementation science frameworks to determine critical success factors. We
48 triangulated these findings with quantitative analyses using publicly available data.

49 RESULTS: The following success factors emerged: 1) Strong political will and prioritization of resources
50 for immunization programming supported urgent allocation of funding and supplies; 2) Collaboration
51 between the Ministry of Health and Social Action and external partners fostered innovation, capacity
52 building, and efficiency; 3) Improved surveillance, monitoring, and evaluation allowed for timely and
53 evidence-based decision making; 4) Community ownership of vaccine service delivery supported
54 tailored programming and quick response to local needs; and 5) Community health workers
55 spearheaded vaccine promotion and demand generation for vaccines.

56 CONCLUSION: The vaccination program in Senegal was supported by evidence-based decision making
57 at the national-level, alignment of priorities between governmental entities and external partners, and
58 strong community engagement initiatives that fostered local ownership of vaccine delivery and uptake.
59 High routine immunization coverage was likely driven by prioritization of immunization programming,
60 improved surveillance systems, a mature and reliable community health worker program, and tailored
61 strategies for addressing geographical, social, and cultural barriers.

62 **Title:** Critical success factors for high routine immunization performance: A case study of Senegal

63

64 **1. Introduction**

65 Vaccination is recognized as one of the most influential public health interventions of the last century,
66 averting an estimated 2-3 million deaths annually [1-3]. The Global Vaccine Action Plan (GVAP)
67 targeted least 90% country-level coverage of the third dose of diphtheria, tetanus, pertussis vaccine
68 (DTP3) among 1-year-old children, a globally recognized proxy for vaccination system performance,
69 and 80% DTP3 coverage for subnational areas [4]. By 2018, only 95 of the 193 World Health
70 Organization (WHO) Member States achieved the GVAP targets [5]. The African Region reported the
71 lowest DTP3 coverage at 74% in 2019, a slight improvement from 71% coverage in 2010 [6]; however,
72 Senegal drastically improved its DTP3 coverage from 52% to 93% between 2000 and 2019 [6, 7].
73 Examining the success of the vaccination program in Senegal provides an opportunity to identify and
74 describe critical factors for effective vaccine systems.

75

76 The essential components of an effective vaccine delivery system are well-established and include
77 strong governance and leadership, healthcare financing, human resources, a robust supply chain, and
78 information systems [8]. Previously identified determinants of vaccination coverage include intent to
79 vaccinate, community access, and health facility readiness [9]. However, evidence is lacking on how
80 policies and implementation strategies are operationalized - through strong governance and financing
81 mechanisms - to drive and sustain catalytic changes in coverage.

82

83 The purpose of this study was to identify critical success factors that contributed to exemplary growth in
84 childhood routine immunization coverage in Senegal. Findings from this research may identify
85 transferable lessons and support actionable recommendations to improve national immunization
86 coverage in other settings [10]. Many countries have seen stalled progress in the last decade, so
87 identifying the factors and mechanisms for accelerating progress could be critical for expanding

88 vaccination program reach and retention. We applied a positive deviance approach through
89 investigating vaccine delivery systems in exemplar countries [10-12]. Here we describe the design,
90 adaptation, and implementation of successful policies and programs in Senegal.

91

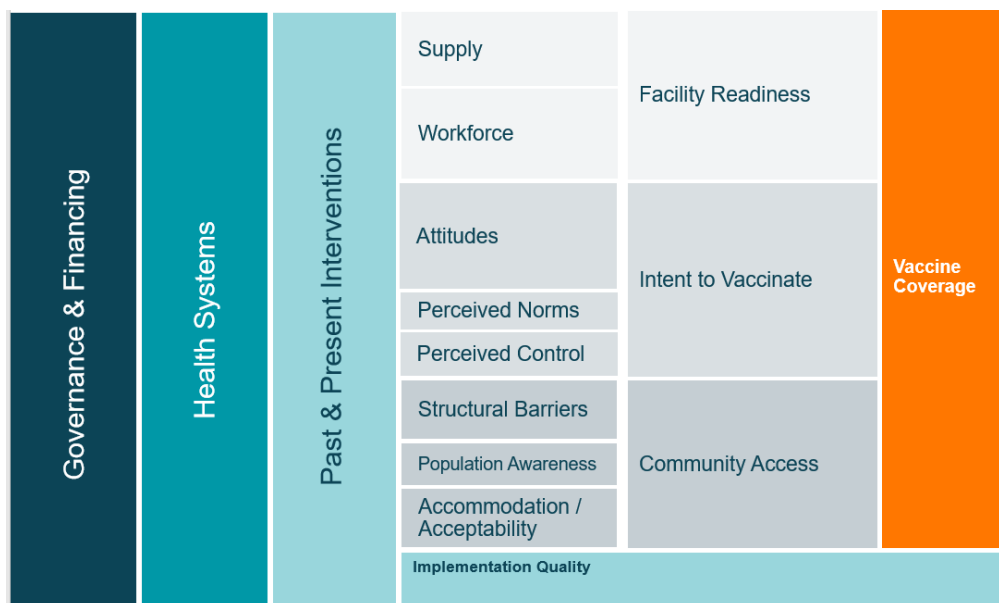
92 **2. Methods**

93 We employed a qualitative case study design to investigate factors that contributed to high and
94 sustained vaccination coverage in Senegal through key informant interviews (KIIs) and focus group
95 discussions (FGDs) at the national, regional, district, health facility, and community-level. We
96 triangulated these findings with quantitative analyses using publicly available data, which are published
97 elsewhere and referenced throughout this paper [11, 12]. This study was nested within the Exemplars in
98 Vaccine Delivery project [10].

99

100 Prior to data collection, we developed a conceptual model (Figure 1), to organize factors that impact
101 childhood vaccination coverage globally. This model was based on the work of Phillips et al. and
102 LaFond et al. alongside a broader review of the vaccine confidence and coverage literature [9, 13].

103



104 **Figure 1. Conceptual model of the drivers of vaccination coverage**

105

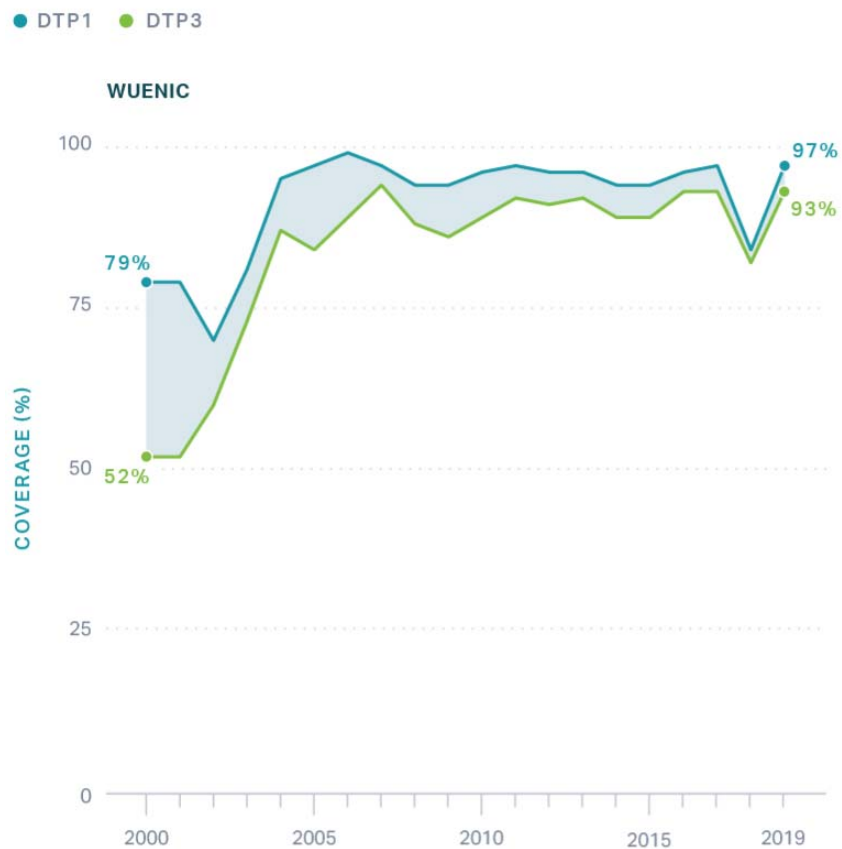
106 **2.1. Study setting**

107 Senegal was selected as an exemplar in vaccine delivery based on DTP1 and DTP3 coverage estimates
108 which served as proxies of the vaccine delivery system, with DTP1 as an indicator for access and DTP3
109 as an indicator for continued use of immunization services [11, 14]. Senegal is in Sub-Saharan Africa
110 and is currently classified as a lower-middle-income country with a growing economy based on
111 agriculture, fishing, and tourism [15]. The MoH in Senegal consists of three levels: the national-level,
112 medical regions, and health districts. There are 14 medical regions and 77 health districts (as of 2019),
113 covering more than 1,859 health posts [16].

114

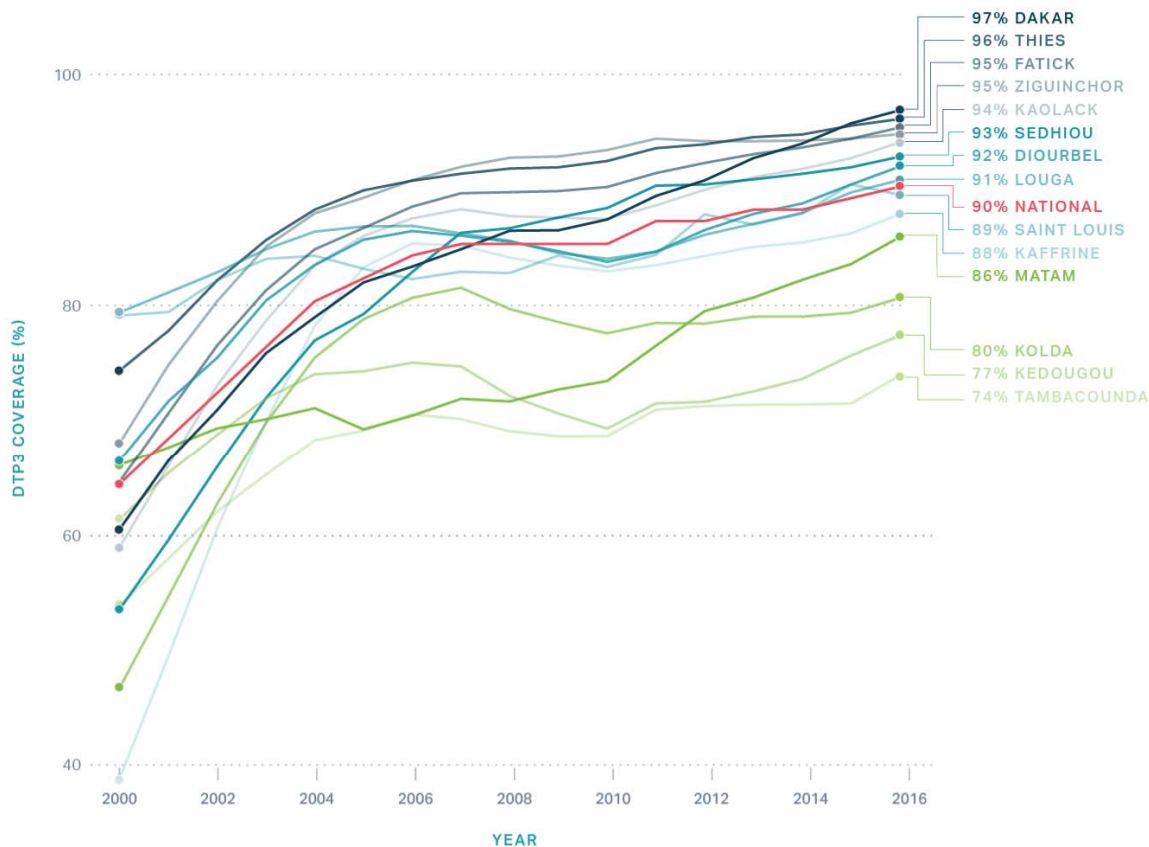
115 **Figure 2. National-level WHO UNICEF Estimates of National Immunization Coverage** 116 **(WUENIC) for DTP1 and DTP3 in Senegal, 2000 – 2019**

117



118 Data Source: WHO/UNICEF estimates of national immunization coverage (WUENIC) and IHME GBD 2019
119

120 **Figure 3. DHS DTP3 coverage in Nepal, by Province, 2000 – 2016**



Data Source: IHME DPT Vaccine Coverage Geospatial Estimates

121

122

123 In consultation with national stakeholders and available data, we selected three regions in Senegal as
124 study locations while considering heterogeneity via the following characteristics: 1) contextual factors
125 including population density, ethnicity, and geography; 2) high and low vaccine performance, grouped
126 by $>80\%$ and $\leq 80\%$ DTP3 coverage; and 3) inclusion of the capital city of Dakar. Ziguinchor, Dakar,
127 and Tambacounda regions were ultimately selected with DTP3 coverage of 93.6%, 92.6%, and 77.0% in
128 2017, respectively. We selected three districts within each region, including: Ziguinchor, Oussouye, and
129 Diouloulou in Ziguinchor; Rufisque, Mbao, Keur Massar in Dakar; and Tambacounda, Koupetoum, and
130 Goudiry in Tambacounda.

131

132 **2.2. Quantitative data collection and analysis**

133 Quantitative data were collected through secondary datasets, which included information from the
134 Ministry of Health and Social Action (referred to as MoH throughout) and other partners. Data were
135 used to estimate routine immunization coverage from 2000 to 2019 and to uncover trends related to
136 improvements and sustainability. Additional analyses were conducted to identify indicators that may be
137 associated with immunization coverage success among low- and lower-middle-income countries using
138 cross-country and multi-year mixed-effects regression models to statistically test financial,
139 development, demographic, and other country-level indicators. The results from these analyses will be
140 presented in a forthcoming paper. These quantitative analyses informed the qualitative findings
141 presented here through providing additional context.

142

143 **2.3. Qualitative data collection and analysis**

144 Qualitative data were collected between December 2020 and April 2021 at the national, regional,
145 district, health facility, and community levels. The interview guides were informed by the Consolidated
146 Framework for Implementation Research (CFIR) [17] and the Context and Implementation of Complex
147 Interventions (CICI) framework [18]. Key informant interview (KII) and focus group discussion (FGD)
148 guides were translated in French and Wolof languages by research assistants. All interview guides were
149 piloted before use and adjusted iteratively throughout data collection. An initial list of KIIs was
150 developed with local research partners and MoH officials; snowball sampling was used to identify
151 additional key informants. Our sampling approach aimed to include a diverse sample of participants in
152 regard to geographic location and demographic qualities. Caregivers and community health workers
153 (CHWs) were recruited for FGDs from health facility catchment areas with the assistance of local health
154 staff. The duration of KIIs and FGDs averaged one and a half hours. KIIs and FGDs were audio-
155 recorded with the permission of participants. Research files, recordings, and transcriptions were de-
156 identified and password protected. The activities are summarized in Table 1.

157

158 **Table 1. Research activities completed from December 2020 to April 2021**

Method	Participant	Number of activities
Key informant interviews (KIIs)	Ministry of Health at the national level	4
	Ministry of Education at the national level	1
	Association of Journalists for Health (AJSP)	1
	Partner organizations	3
	Regional health office	7
	District health office	38
	Head nurses in charge of health facilities	6
	Community leaders	2
Focus group discussions (FGDs)	Community workers and volunteers	10
	Mothers	9
Total	n/a	81

159

160 A theory-informed thematic analysis of the transcripts identified success factors for the immunization
161 program. We developed a codebook using a deductive approach, applying constructs from the CFIR and
162 CICI frameworks and adjusted the codebook based on emerging themes. Transcripts were coded and
163 analyzed using MaxQDA2020 software (Berlin, Germany). All transcripts were coded, relevant themes
164 were identified, and visual tools were used to illustrate the findings. We considered setting and
165 participant roles while identifying key points, and further contextualized data using historical
166 documents and a literature review. Topic guides and codebooks used for data collection and analysis
167 can be found on our Open Science Framework webpage [19].

168

169 **2.4. Ethical approval**

170 The study was reviewed and approved by the National Ethical Committee for Health Research (CERNS;
171 Comité National d’Ethique pour la Recherche en Santé) in Dakar, Senegal (00000174). This study was
172 also approved as exempt human research by the Institutional Review Board committee of Emory
173 University, Atlanta, Georgia, USA (IRB00111474). All participants provided written consent. One 12-
174 year-old girl was recruited for and participated in a FGD with mothers, and although she was

175 accompanied by a guardian, we did not use data from her for the analysis due to her young age. Two 15-
 176 year-old girls were also recruited for FGDs with mothers, which we did use for analysis; they were both
 177 accompanied by their guardians who also provided verbal consent for them to participate in the study.

178

179 3. Results & Discussion

180 KIIs were conducted at the national (n=9), subnational (n=52), and community (n=2) levels. FGDs
 181 were conducted with community health workers (n=10) and mothers (n=9) within the nine selected
 182 districts. Demographic information for 109 of the FGD participants can be found in Table 2.

183

184 **Table 2. Demographic information for FGD participants in Senegal**

Characteristics, mean (range)	CHWs	Mothers	Total
Number of participants	47	62	109
Age of participants	41 (22-70)	27 (15-40)	33 (12-70)
Number of children	4	3	3
Age of youngest child vaccine decisions are made for	5	2	3
Highest level of education, n (%)			
No formal schooling	5 (11)	7 (11)	12 (11)
Some schooling, less than 5 years	11(24)	11 (18)	22 (20)
Some schooling, b/w 6-11 years	15 (33)	36(58)	51 (47)
High school completed	15(33)	5 (8)	20 (19)
Attended University	0 (0)	2 (3)	2 (2)
Other	0 (0)	1 (2)	1 (1)
Religion, n (%)			
Islam	40(85)	51 (82)	91 (83)
Catholicism	7 (15)	10 (16)	17 (16)
Protestantism	0 (0)	1 (2)	1 (1)

185

186

187 **3.1. Routine immunization performance in Senegal**

188 To assess the performance of the vaccine delivery system in Senegal, we used coverage estimates for
189 BCG, DTP1, DTP3, MCV1, and Pol3 from WUENIC [7, 20] and estimates for full coverage of all 8
190 vaccine doses (3 doses each of DTP and Pol, 1 dose each of BCG and MCV) from UNICEF [20].
191 According to this analysis, coverage for these routine immunizations in Senegal steadily increased from
192 2002 to 2007 and remained relatively constant from 2007 to 2019.


193
194 Through our literature and document review, we identified policies, programs, and events that may
195 have impacted vaccination coverage in Senegal from 2000 to 2019, which are illustrated in Figure 4
196 alongside coverage estimates. Notably, in 2001 Senegal instituted an 8-year strategic plan for
197 eliminating measles [21], a new constitution guaranteeing the right to health [22], and a national
198 expansion of their Integrated Management of Childhood Illness (IMCI) program (with a community-
199 based expansion in 2006). Additionally, Gavi support for Senegal began in 2002, which correlates with
200 the sharp increases in coverage from 2002 to 2007.

201
202 There was a decrease in reported coverage for all vaccines in 2018, coinciding with healthcare worker
203 strikes that took place from roughly April 2018 to January 2019. Senegal has experienced numerous
204 healthcare worker strikes in the past few decades. During the strikes (particularly in 2018), healthcare
205 workers from all levels refused to collect data on their patients, withheld data from the MoH and
206 partners, and sometimes even restricted vaccination services [23-25].

207

208 **Figure 4. Routine immunization coverage in Senegal annotated with key events,**
 209 **programs, and policies from 2000 to 2019**

210



Data Source: WHO/UNICEF estimates of national immunization coverage (WUENIC) and IHME GBD 2019

Captions: EPI = Expanded Programme on Immunization, IMCI = Integrated Management of Childhood Illness, NITAG = National Immunization Technical Advisory Group, RED/REC: Reaching Every District/Reaching Every Child.

211

212

213 **3.2. Development of a conceptual framework to highlight mechanisms for successful** 214 **vaccine delivery in Senegal**

215

216 Success factors for the Senegalese vaccine delivery system represent both homegrown innovations and
217 adaptations of global guidelines to the local context. Through qualitative analysis, we focused on how
218 policies were formalized and operationalized to support high and sustained routine immunization
219 coverage in Senegal, as well as how programming was shaped by local context and culture.

220

221 Our analysis led to the development of an explanatory framework that aims to categorize mechanisms
222 of success that likely contributed to high and sustained vaccination coverage in Senegal. Although
223 existing literature describes the requirements for successful vaccine delivery (Figure 2) [9], there is a
224 lack of evidence on how governance structures and health systems function within successful programs.
225 Figure 5 illustrates this framework and highlights the key drivers as they relate to Senegal's
226 immunization system. We found these mechanisms contributed to successful vaccine delivery between
227 and within the levels of implementation in Senegal. The functional definitions for these mechanisms
228 and levels of implementation are found in Table 3.

229

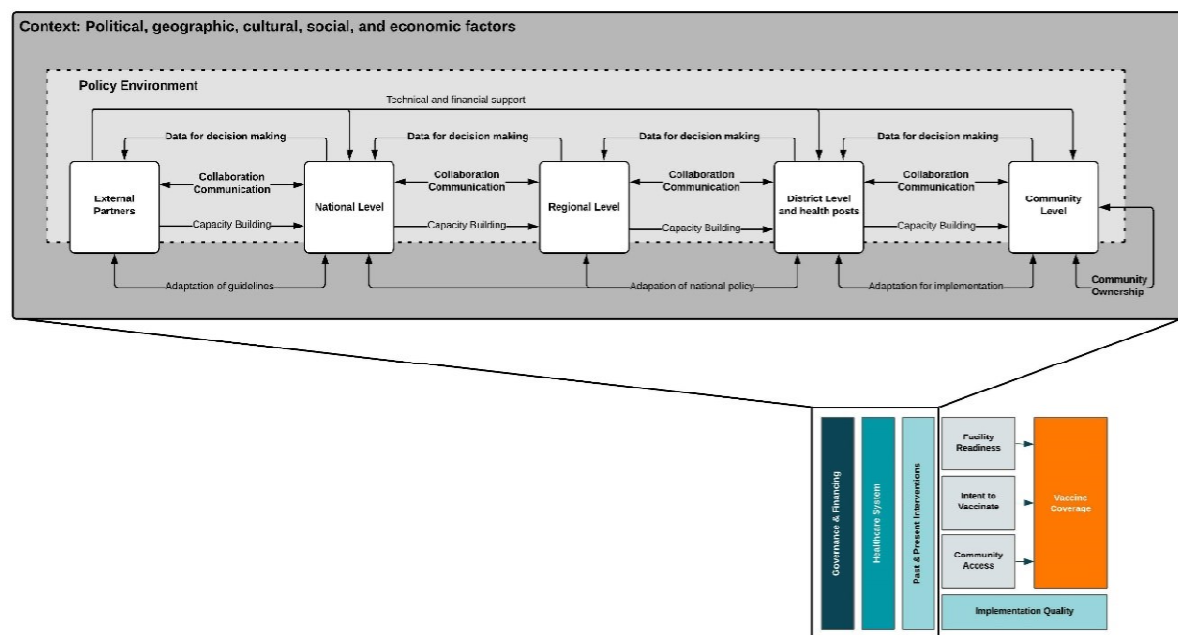
230 This framework illustrates critical mechanisms that contributed to successful vaccine delivery in
231 Senegal according to key informants. The purpose of this framework is to provide a road map for the
232 key findings from this study, which are described in the sections below. As depicted, the policy making
233 environment – which is composed of the MoH at multiple levels and external partners – sits within the
234 context of Senegal, including political, economic, cultural, and geographic factors. Mechanisms for
235 governance and decision-making and how they operate between and within levels of the health system
236 are represented by the arrows. Commitment to achieving equitable health outcomes supports the
237 execution of all mechanisms within the framework. The functional definitions for these mechanisms

238 and levels of implementation are found in Table 3. Similar frameworks have been developed for other
239 exemplar country case studies, including Nepal and Zambia [26, 27].

240

241 **Figure 5. Critical factors and governance mechanisms that supported high coverage of**
242 **routine vaccinations in Senegal**

243



244

245

246

247 **Table 3. Functional definitions for featured mechanisms of successful vaccine delivery**
 248 **and their implementation levels**

Mechanisms of success	Definition	Examples
Commitment	Prioritization of vaccine programming; dedication to activities and individual responsibilities within the immunization sector.	<ul style="list-style-type: none"> - Resource allocation for vaccines, as a “flagship” program - Codification of health as a human right in the 2001 Constitution - Reliable service delivery and inclusive health education
Collaboration	Effective working relationships between entities or levels, including alignment of priorities and consistent coordination.	<ul style="list-style-type: none"> - Partners and the MoH work “hand in hand” to foster collaboration - National forums (e.g., the ICC) to discuss program improvements - Feedback from the subnational level and community actors to inform decisions - Media engagement partnerships support public awareness
Communication	Formal channels for input and feedback on priorities, interpretation of data, vaccine programming, and policies.	<ul style="list-style-type: none"> - Quality data at the health post level supports tailored planning - Coordination meetings support use of data for decision-making
Data driven decision-making	Availability and application of vaccination coverage estimates and surveillance data for monitoring, evaluation, and decision making.	<ul style="list-style-type: none"> - Community level health development committees support local programs - Community health workers bridge communities to the health system - Generates demand for vaccines
Community involvement	Taking responsibility of vaccination program activities and corresponding health outcomes at the community-level through local leadership and volunteers.	<ul style="list-style-type: none"> - Community level health development committees support local programs - Community health workers bridge communities to the health system - Generates demand for vaccines
Implementation level	Definition	Examples
External partners	International or multi-national organizations (e.g., donors, implementing partners) who provide technical or financial support.	UNCIEF, CDC, PATH, Gavi, WHO
National level	Ministries within the government that mandate the overall policy and provision of healthcare services.	Ministry of Health and Social Action, Ministry of Education
Regional level	Health officers that are responsible for implementation and supervision of vaccination programming.	Regional medical chiefs; Focal points and public health officers

District level <i>(incl. those who work at health posts)</i>	Health officers that are responsible for implementation and supervision of vaccination programming.	District medical chiefs; Focal points and public health officers; Health facility staff, including nurses who administer vaccines
Community level <i>(incl. those who work at health huts)</i>	Local stakeholders who support community-based programming, decision making, and support vaccine promotion and delivery.	Volunteer community health workers and community leaders (including teachers, mayors, and neighborhood delegates).

249

250 **3.3. Commitment mechanism**

251

252 ***3.3.1. Prioritization of vaccine programming to reduce childhood mortality***

253 Childhood vaccination is considered a priority, or “flagship program” by key informants because: 1) it is
254 preventative, rather than curative; 2) there has been a tangible and visible decrease in childhood
255 mortality; 3) it is the “right” of all children in Senegal; and 4) “children are the future” of the country
256 and should be protected. MoH staff, external partners, service providers, and community members all
257 described their commitment to the vaccine delivery system and cited that the prioritization of vaccine
258 programming greatly supported catalytic improvements in coverage. In Senegal, vaccine programming
259 is prioritized for policy development, external partner engagement, strategic planning of health-related
260 programs and activities, and both internal and external funding.

261

262 *“What motivated me to do this activity was that it is an activity of prevention... And since the*
263 *children are a vulnerable group, it is better to focus on prevention than to wait until the*
264 *children are sick...When we focus on immunization, we improve in the fight for good health of*
265 *the population.” (Head Nurse, Ziguinchor)*

266

267 Service providers and mothers acknowledged vaccines as a right for all children and a priority within
268 their communities. Service providers - including volunteer community health workers, nurses, and
269 other health personnel – noted the importance of reliable, consistent, and equitable service delivery,
270 alongside the promotion of vaccines and inclusive health education, in order to protect children in their

271 communities. Similarly, mothers noted that they prioritize vaccination over other household and
272 business activities to ensure their children are protected from disease.

273

274 *"Vaccination is to fight against diseases, it is prevention, this is the flagship program. It is our*
275 *duty as service providers, as nurses. The love that we had from the start is what really helps us*
276 *do the work with respect. We know that [vaccines] give us concrete results." (Supervisor,*
277 *Tambacounda)*

278

279 *"When going to vaccinate my child, I cancel all my activities and leave instructions at home to*
280 *be able to devote myself to the vaccination. Even if I have to go back late, I prefer to stay at the*
281 *[health facility] until he receives his vaccine." (Mother, Dakar)*

282

283 **3.3.2. Health as a human right is codified in the Constitution**

284 Health (including vaccines) is considered a human right in Senegal, which implies that the government
285 is the responsible duty-bearer for service provision and allocates responsibility to parents to vaccinate
286 their children. In 2001, the Constitution of Senegal codified health as a right - as stated in article #14:
287 "the state and the public authorities have the social duty to watch over the physical, mental, and health
288 of the family" [22] - which illustrated the commitment of the national-level government to improving
289 the health system.

290

291 *"It is valued first by making vaccination a right for every child, and to explain that without*
292 *vaccination children are at risk. We made it possible to put mothers and caregivers at the*
293 *heart of their own health, of their own children. When you don't explain to the mother that*
294 *vaccination is very important, it can't be valued, so there is an involvement, there is*
295 *adherence, and inclusion of the community in programming." (Focal point, Ziguinchor)*

296

297 A National Health Strategic Plan (NHSP) is developed for every ten-year period in order to sustain
298 decision-making through different administrations. Decision-makers refer to existing strategic plans
299 during coordination meetings between the MoH, external partners, and technical working groups.

300

301 **3.4. Collaboration and communication mechanisms**

302

303 **3.4.1. Partners and the MoH work “hand in hand” to foster open communication**

304 Close collaboration – including open communication and reliable coordination – between the MoH and
305 external partners was essential for decision-making, funding allocation, and implementation of policies
306 and programs at national and subnational levels. Distinct roles of partners at the national level allowed
307 for effective decision-making. Each partner (e.g., WHO, UNICEF, PATH) was recognized for its specific
308 field of intervention and would lead policy development and program implementation for that
309 component of the vaccine system. With their different fields of expertise, partners and the MoH would
310 work together to ensure successful vaccination programming, with the MoH having the final say for
311 decision-making at the national level.

312

313 *“When we have a strategic document to work on, the partners get involved according to their*
314 *area of intervention... Although each one of us has a specific field of intervention, we pull*
315 *together when it comes to implementing and monitoring the program. That’s how policy*
316 *documents are designed. In this teamwork, you cannot tell who the partner is or who is from*
317 *the Ministry of Health, because we work hand in hand. Because we are all in the same boat, we*
318 *want to have success...” (External partner at the national level)*

319

320 The policy environment in Senegal is led by national-level stakeholders within the MoH – relied heavily
321 on the application of international guidelines and policies, which are adapted to meet context-specific
322 priorities and challenges. Key informants at the national, regional, and district levels reported referring

323 to international guidelines during coordination meetings, discussing them as a team, and determining
324 how they may be implemented in Senegal. Examples of international guidelines that were implemented
325 in Senegal include health systems strengthening, Reaching Every District/Child (RED/REC),
326 introduction of new vaccines, and cold chain expansion [28-30]. Evaluations conducted by external
327 partners also influenced strategic planning as the MoH may prioritize these goals or targets to maintain
328 external partner support and resources.

329

330 *“Nowadays, you cannot develop a policy without taking the international guidelines into*
331 *account. We provide these international guidelines in order to see what is being done*
332 *elsewhere in the world. Based on that, they define their strategies, their plans.” (External*
333 *partner at the national level)*

334

335 At the national level, the Inter-agency Coordinating Committee (ICC) functions as a forum to support
336 evidence-based decision-making, open collaboration between the MoH and external partners, and
337 policy development [31]. During ICC meetings, members discuss how to improve programming and
338 resource allocation to meet challenges determined by monitoring and evaluation of surveillance data.
339 Existing health policies, including the current NHSP, are referred to during meetings to ensure that
340 priorities are continuous and aligned. One key informant spoke to the informal nature of the ICC,
341 explaining that it is “almost a second home” due to the open and fluid communication between
342 members. This relationship is in part due to the regularity of communications between entities –
343 whether in meetings, by phone, or online.

344

345 ***3.4.2. Feedback from stakeholders at all levels enables effective collaboration***

346 Decision-making for resource allocation relies on feedback from subnational and community actors via
347 bottom-up and top-down mechanisms. For example, subnational levels (e.g., regions, districts, and
348 health posts) create tailored strategies and communication plans to reach the local population, which

349 are reviewed and validated at the national level. With the advent of decentralization, subnational levels
350 retain the capacity to tailor local initiatives to their respective environment.

351

352 External partners also work directly with subnational levels, including district health offices and health
353 posts. Subnational partner engagement varies by region and district and may circumvent the national
354 level for efficiency, with approval from the MoH. For example, districts may share their strategic plans
355 with external partners directly, who then validate and provide support according to the needs of the
356 district – this is supported by RED/REC policies at the national level. External partners support
357 financing, supervision, monitoring, evaluation, and implementation of strategies, including technical
358 advisory for regional and district-level health officers, development of health education materials, and
359 construction of health huts. Subnational MoH officers mentioned that innovation from external
360 partners pushed them to adapt strategies to the local context and respond to challenges.

361

362 ***3.4.3. Media engagement partnerships support public awareness***

363 Collaboration between the MoH and media organizations supported the dissemination of accurate
364 health information to communities that aligned with the priorities and programs of the MoH. At the
365 national level, the Association of Journalists for Health (*L'Association des Journalistes en Santé,*
366 *Population et Développement*, referred to as AJSP) is an independent group of media experts –
367 including members from TV, radio, written press, and online media – that focuses on topics within the
368 health and development sectors. According to key informants, the AJSP developed a “strategic
369 partnership” with the MoH in order to effectively create awareness and dispel rumors at the community
370 level [32]. Press caravans (defined as small-scale campaigns often at the community level) involve AJSP
371 members visiting communities to disseminate information on health topics and to learn from
372 community members about challenges on the ground. Journalists who are part of the press caravan are
373 trained by the MoH and mobilized to areas that have experienced success in order to gain information

374 about effective programming; or to areas that have experienced challenges in order to share lessons
375 learned.

376

377 At the district level, health officers engage local media outlets to promote vaccines. Collaboration with
378 local radio channels was mentioned by participants in all regions assessed for this study (Dakar,
379 Ziguinchor, and Tambacounda). Stations may provide airtime for vaccination-specific broadcasts or
380 commercials for the MoH. Vaccination is not the only health topic covered by the media – depending on
381 the needs of the district, health officers assign different topics to media personnel, including child
382 health, vaccination, and sexual and reproductive health. Key informants mentioned that peer-to-peer
383 learning, facilitated by the radio, supported demand generation in their communities.

384

385 *“Here, we already have only one radio. It is community radio, which allows us to broadcast.*
386 *They are really our partners because they have opened a branch every week to talk about*
387 *health problems. So, this radio program is really on Sunday evening, but it can happen that*
388 *we use another day. And it really allows us to communicate with the population for free.”*
389 *(Focal point, Ziguinchor)*

390

391 **3.5. Data driven decision-making mechanism**

392

393 ***3.5.1. Quality data at the health post level supports tailored strategies***

394 The Senegalese health system utilizes District Health Information Software (DHIS2) for data
395 management, coordination, supervision, and analysis at the national, regional, and district health
396 offices, and health posts. Electronic data management software in health posts supports improvements
397 in data quality at the local level compared to paper tracking. Head nurses at health posts submit weekly
398 data monitoring reports through the DHIS2 and district focal points aggregate and validate the data.

399 The district health office provides feedback to the health posts through DHIS2 and helps develop
400 tailored strategies as needed to reach missing children and improve coverage.

401
402 Key informants discussed the importance of a timely, reliable, and accurate vaccination coverage
403 surveillance system. Currently, there are two surveillance divisions within the MoH - the Directorate of
404 Prevention and the Center for Health Emergency Operations [33]. The Division of Surveillance and
405 Vaccine Response was established within the Directorate of Prevention. Specific roles and departments
406 for surveillance operations allow for specialization and expertise from the national to district level.
407 Surveillance data illustrate coverage gaps and highlight if some areas or populations might require
408 additional investments to support evidence-based decision-making.

409

410 *“The surveillance data allows us to see if all the diseases that are in the EPI are actually*
411 *eradicated in the area or are in the process of being eradicated. Because if we vaccinate it*
412 *proves that we should not have this disease. Therefore, the surveillance makes it possible to*
413 *follow, to see whether, despite the vaccination, there are cases of diseases that are monitored*
414 *in the EPI.” (Supervisor, Tambacounda)*

415

416 **3.5.2. Microplanning cultivates tailored programming**

417 Microplanning at the local level, through the RED/REC approach, supported tailored outreach
418 strategies for diverse populations. As identified by regional and district key informants, the
419 strengthening and implementation of microplans through the RED/REC policy guidelines was a
420 contributing factor for successful vaccine delivery and uptake. Bi-monthly district meetings introduced
421 by PATH allowed for greater engagement of district-level personnel and head nurses of local health
422 posts to monitor vaccination coverage and coordinate outreach strategies [34, 35]. Community-level
423 microplanning occurs at monthly health post meetings, which include head nurses, volunteer
424 community health workers, and community leaders.

425

426 Outreach strategies are implemented to reach all households, especially those in remote areas or far
427 from health posts or other health facilities. Health huts, which are typically constructed by external
428 partners and maintained by the community members, are used for awareness generation activities,
429 sensitization, and community mobilization. Outreach strategies may occur at health huts or elsewhere,
430 and they can be “advanced” (5-15km from the health post) or “mobile” (>15km away from the health
431 post). Outreach strategies vary based on the local community and available infrastructure.
432 Microplanning led by head nurses, CHWs, and community actors helps determine whether fixed,
433 mobile, or advanced strategies should be implemented to reach most children and how often each
434 category is required to ensure high coverage.

435

436 ***3.5.3. Data used for decision-making through coordination meetings***

437 Coordination meetings increased transparency of immunization program performance across
438 subnational levels and created an incentive for improvement via peer-to-peer engagement. Nearly all
439 key informants at the national, regional, district, and health post levels described coordination meetings
440 as vital to improvements in data monitoring and evaluation.

441

442 The National Health and Social Development Plan 2019-2028 increased the frequency of coordination
443 meetings and supportive supervision to improve accountability, transparency, and support in
444 intervention implementation, as illustrated in Table 4 [36]. With the increased frequency of
445 coordination meetings, the government and partners at the national level can work directly with the
446 regional and district levels to review data and performance using feedback bulletins and the DHIS2.
447 The national-level annual coordination meeting is chaired by the Minister of Health and brings together
448 regional and district level physicians and external partners to review immunization performance
449 indicators, follow up on recommendations from the previous year, discuss lessons learned, identify
450 solutions to frontline challenges, and determine next steps. At the health post level, stakeholders also

451 monitor activities and conduct community feedback sessions where they share results from monthly
 452 coordination meetings.

453

454 *“I remember when there was the annual review of the EPI, and it was chaired by the cabinet...
 455 to discuss vaccine performance. That left an impression on me because I was the chief doctor
 456 of a district, and it was in front of all our peers that we had to justify poor performance while
 457 the best was congratulated... The minister himself came to preside until 2018, and that really
 458 sparked this motivation of the actors. There is also the publication of the feedback bulletin that
 459 we receive every month... These are things, in my opinion, that really marked a turning point
 460 in the management of the program.” (External partner at the national level)*

461

462 **Table 4. Increase in the frequency of coordination meetings and supportive supervision**

National Development Health Plan (PNDS) 2004-2008			National Health and Social Development Plan 2019-2028	
	Coordination meetings	Supportive supervision	Coordination meetings	Supportive supervision
National	Annually	Bi-annually	Annually	Bi-annually
Regional	Quarterly	Unknown	Monthly	Quarterly
District	Quarterly	Unknown	Monthly	Monthly or bi-monthly
Health post	-	-	Monthly	Monthly

463

464 **3.6. Community ownership mechanism**

465

466 **3.6.1 Community health development committees support local health programs**

467 Community health development committees (*Comités de Développement Sanitaire*, referred to as CDS)
 468 play a significant role in the implementation, management, financing, and decision-making for health
 469 programming. The CDS functions at the community level and includes neighborhood delegates,

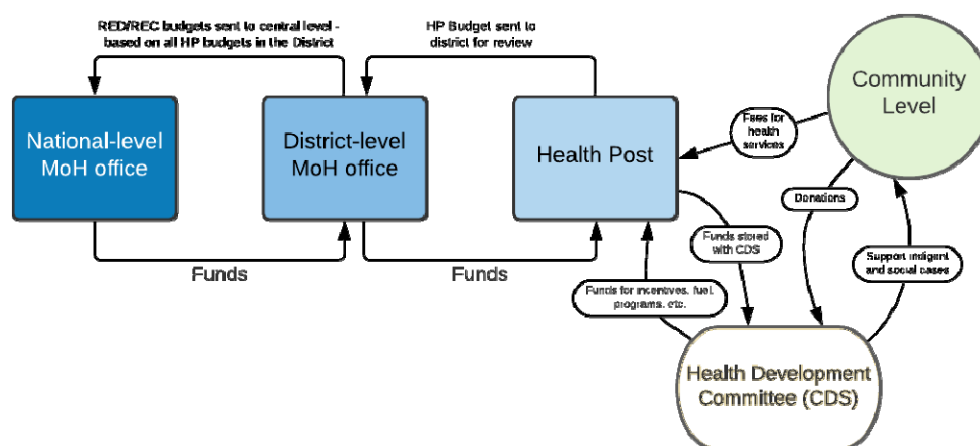
470 mayors, religious leaders, teachers, and other community stakeholders. Each CDS works with their
471 corresponding health post and fosters collaboration between local decision-makers and the health
472 sector (through nurses and community health workers) to support community health improvements
473 and initiatives. The CDS collects health post revenue from the health post, holds and manages the
474 community funds, and provides resources for the implementation of activities, which may include
475 purchase of vehicles or fuel for transport, cold chain maintenance, improvements to the health post
476 infrastructure, consumables, training resources, or materials for campaigns and outreach. Figure 6
477 illustrates the planning and management of funds in Senegal.

478

479 The role of the CDS was elevated by the national-level government and is now considered the lowest
480 administrative unit within the government system. The purpose of this decision was to promote
481 community ownership of health and development outcomes as the national-level government
482 determined that individuals within the community are most suited to identify their own needs and
483 develop strategies for addressing them [37]. Each CDS facilitates the adaptation of vaccine
484 programming to meet local and context-specific needs by providing a platform for meetings and
485 supporting community-level planning. To prioritize equitable health outcomes, about 5% of CDS
486 revenue is allocated to “support indigent and social cases” as of 2018 [36]. During district-level
487 coordination meetings, CDS representatives are asked to share success and challenges within their
488 communities which support peer-to-peer learning.

489

490 **Figure 6. In-country planning and management of funds for immunization in Senegal**



491

492 **3.6.2. Community health workers bridge communities to the health system**

493 Volunteer community health workers (CHWs) spearhead the promotion and demand generation of
494 vaccines and play a crucial role in supporting service delivery. CHWs support head nurses (at the health
495 post level - who administer the vaccines), organize outreach services, remind caregivers of vaccine
496 activities and vaccines needed, and find dropouts. CHW programming supports community ownership
497 by assigning the responsibility of health-related activities and outcomes to volunteers working with the
498 communities they serve.

499

500 Five cadres of CHWs contribute to vaccine delivery and uptake through curative, preventative, and
501 promotive care. However, *relais*, *bajenu gox* (“godmothers”), and home health workers (DSDOMs) are
502 the three cadres that are primarily involved with vaccine programming. These cadres conduct
503 educational activities with caregivers, discuss the benefits of vaccines and dispel misinformation,
504 collaborate closely with community members to plan and coordinate vaccine events, and provide
505 personal support to caregivers. The health system created *bajenu gox* and DSDOM positions in 2013
506 and 2008, respectively, to address a gap in human resources. Community members, including parents,
507 described their trust in CHWs, which supports effective health messaging and demand generation.
508 *Bajenu gox* raise awareness among family members of different generations and genders; as elders,

509 their words and advice are respected. Other CHW cadres promote routine immunizations through ante-
510 natal care and coordinate community health events.

511

512 *“Community health workers play a very important role in what we call the Senegalese*
513 *community health system. Community relais are in direct contact with the population. They*
514 *are the ones who live in the community, and they identify more with the community. So, there*
515 *is a relationship of trust between community relais and the population, hence their auxiliary*
516 *role. I would say they are health auxiliaries who help a lot in raising awareness, but also help*
517 *in the acceptability of health policies by the population. I think that community relais play a*
518 *fundamental role, and today, I think that COVID-19 has demonstrated it. At a certain point,*
519 *when we felt reluctance from the population, we turned to...the bajenu gox, the community*
520 *relais, the [health] journalists who all really played a fundamental role in what we call*
521 *community engagement.” (National level government stakeholder)*

522

523 CHWs were motivated by tangible and intrinsic incentives, including money, food, assistance in tending
524 crops, recognition for their commitment and accomplishments, public accolades, and certificates.
525 CHWs also valued the training and capacity building, which increased their self-efficacy. Selection by
526 the community translated into a strong sense of responsibility to their position and the health of
527 children. However, CHWs and health facility staff expressed frustration at the government’s lack of
528 budget provision for CHWs, leaving the CDS to determine and pay for incentives.

529

530 **3.6.3. Community engagement generates demand for vaccines**

531 All key informants, from the national to community level, reported that community demand for
532 vaccines and knowledge about the benefits of vaccines and how to access them was critical for
533 improving routine immunization coverage. In addition to the work of CHWs, demand generation and
534 public awareness were accomplished through policy development from the MoH, media engagement,

535 involvement of community actors, and school outreach activities. Community actors involved with
536 demand generation activities are described in Table 5.

537

538 In Senegal, community health programming began with the Bamako Initiative of Public Health which
539 was fully adopted in 1991 [38-40]. The Bamako Initiative identified community participation as
540 fundamental for the success of primary health care. Key informants spoke to the importance of
541 national-level support for community engagement policies and programming in order to effectively
542 coordinate with community leaders, who may act as gatekeepers to their communities. Regional
543 development committees within the MoH rely on coordination with community actors and
544 representatives from community-based organizations. Community actors are invited to planning
545 sessions to support the organization of immunization campaigns and travel door-to-door on vaccination
546 days in order to mobilize mothers to bring their children for vaccination. Community engagement is
547 tailored depending on the community; for example, one key informant mentioned the mobilization of
548 local youths to spread information in their communities and remind mothers about vaccine
549 appointments on the day.

550

551 **Table 5. Community actors and their role in generating demand for vaccines**

Community actor	Role in awareness creation and demand generation for vaccines
Chief	Share information from the district health office and the health post with community members, and promote vaccinations
Mayor	Provide fuel and lunch for outreach activities and facilitate information dissemination to community members
Religious leader	Educate their congregants about vaccination, including promotion of vaccination days, in mosques or churches
Traditional healer	Ensure that cultural values are respected, refer caregivers with children to the health facilities as needed, promote vaccinations
Volunteer CHW	Conduct household visits, advise mothers who are reluctant to take their children for vaccination, teach mothers about vaccination through community groups, identify and search for irregularities
Teacher	Give lessons to students about vaccination through a nationally

Student

approved health education curriculum and health promotion events
Bring information about vaccination home to their parents, inform their parents to take their younger siblings for vaccination

552

553

554 District health officers and health post staff provide chiefs and religious leaders with information about
555 vaccination, which they share with community members among hard-to-reach populations. Religious
556 leaders generate public awareness through education to their congregations, either before or after
557 religious activities or events, in community mosques or churches. Religious and traditional leaders
558 ensure that cultural values are respected, and therefore gain more respect and authority in their
559 communities [41].

560

561 **3.7. Equitable access to vaccine services and promotion**

562 While our objectives were to focus on why Senegal is an exemplar in vaccine delivery, our data also
563 suggests that diverse populations within the country may receive inequitable services. While national-
564 level coverage in Senegal is high, regional coverage has greatly varied; it is critical to address gaps in the
565 vaccine delivery system to meet the Constitutional promise of “health as a human right”. Ongoing
566 efforts to address equity concerns include: 1) Overcoming geographical barriers through health post
567 expansion and outreach services supported by national-level policy and external partner funding; and
568 2) Addressing social, economic, and cultural factors through tailored messaging and local ownership of
569 vaccination programming. Challenges and solutions related to achieving equitable access to vaccines in
570 Senegal, as reported by key informants, are illustrated in Table 6. For example, implementing outreach
571 services to address lack of access in remote areas, scheduling vaccination services to align with
572 community availability, and tailoring strategies for disseminating health information to circumvent
573 challenges with female literacy. Solutions included in the table below have not been implemented
574 country-wide, should be tailored locally/regionally, and show potential to reduce social and
575 environmental inequities.

576

577

578 **Table 6. Equity of vaccine services and promotion – Challenges and Solutions in Senegal**

Challenge	Solution(s)
Difficult to access health services and facilities in rural areas	Health post expansion
	Targeted outreach services
Difficult for health workers to access vaccination and health care recipients	Budget for appropriate transportation and gas
	Investment in improved infrastructure
Caregivers unable to access health facilities for vaccines at set times	Adjust time or day when vaccination services are offered
Lack of resources for assisted delivery and ante-natal care	Health post and health hut expansion
	Ante-natal care and education
Female illiteracy acts as a barrier for spreading public awareness so mothers so that they can make informed decisions about health	Oral education and messaging
	Visual messaging
	Increased enrollment and retention of female students
	Verbal reminder system for vaccination days, vaccinations needed (face-to-face, phone calls)
	Increased outreach to fathers for support and engagement for mothers and child health
Gender inequity may reduce mother's power in decision-making related to health	Targeted outreach to fathers on health decision-making partnerships
Nomadic populations' movement hinders access to immunization days, outreach, and impedes efforts for tracking/monitoring	Increased engagement with extended community for education and outreach, through existing leadership
	Communication between head nurses for tracking
Vaccine hesitancy among minority/marginalized populations	Engage CHWs that speak specific languages
	Engage CHWs from minority populations
	Work with community leaders to promote acceptance

579

580

581 **3.8. Implications for policy development, strategic planning, and investments in vaccine**
582 **programming for other LMICs**

583 Findings from this research may have implications on vaccine policy, programming, and investments in
584 other low- and middle-income countries. Though some of the strategies described in this paper are
585 unique to the Senegalese context, many of the highlighted success factors may have salience in other
586 settings or apply to other health systems for a horizontal approach to healthcare. Namely, collaboration
587 and effective communication at multiple levels of government were crucial for the success of the vaccine
588 delivery system in Senegal, a finding that applies beyond vaccine delivery to the entire health system.
589 Our data highlights the importance of a more systemic assessment of health delivery systems, including
590 important governance structures and processes for effective collaboration between stakeholders, both
591 internal and external to the government.

592

593 We found that many improvements in immunization coverage emerged from adjacent successes in
594 health systems strengthening (HSS). HSS has become a priority in recent decades as disruptions due to
595 natural disasters, disease outbreaks, or civil unrest have exposed weaknesses in health systems [42, 43].
596 The Immunization Agenda 2030 includes a strong focus on HSS, building on GVAP, and states that
597 sustainable immunization programming should be embedded within primary health care [1, 44, 45]. In
598 Senegal, the government executed parallel improvements in HSS and vaccine delivery through health
599 post expansion, training of health personnel and volunteers at all levels, improvements in data
600 management and surveillance, and overall capacity building for health posts, health huts, and
601 infrastructure required for outreach services. HSS was supported by the application of international
602 guidelines and adaptations to address context-specific challenges and priorities.

603

604 Our data also suggests that a deliberate and consistent focus on community engagement and ownership
605 of health programming is essential to the success of a vaccine delivery system, which aligns with
606 existing literature [1, 46, 47]. In Senegal, community ownership was fostered through national policies

607 and resources for capacity building, management of funds at the health post level by community health
608 development committees, engagement of local leadership including mayors, chiefs, and religious
609 leaders, and strength of the CHW program. Adapting service delivery through community involvement
610 to address the needs of end-users also improved access to vaccines and made the system more resilient
611 to challenges, including the COVID-19 pandemic.

612

613 The experience in Senegal suggests that the success and sustainability of the immunization program are
614 supported by strong governance, collaboration, evidence-based decision-making, community
615 ownership, and an overall commitment to health and prioritization of vaccine programming from all
616 stakeholders and government officials. Overall, the strategies we identified align with the WHO
617 Comprehensive Framework of Strategies and Practices for Routine Immunization, which focus on
618 managing the immunization program (e.g., political commitment, partnerships), mobilizing
619 communities, and generating demand, and monitoring progress [1]. This research more
620 comprehensively examines *how* these strategies are operationalized to improve coverage. Findings from
621 this research point to the need for programmers and policymakers to better understand the strengths
622 and limitations of the underlying governance structures that these strategies rely on.

623

624 **4. Limitations**

625 This study has several limitations. First, we focused on Senegal as a positive deviant in vaccine delivery
626 but were unable to carry out a similar analysis in a non-exemplary country to compare immunization
627 coverage and vaccine delivery systems. Second, the research tools focused on the factors that drove
628 catalytic change and did not focus on interventions or policies that were unsuccessful. Third, using
629 qualitative methods to understand historical events was challenging; interviewees often spoke about
630 current experiences rather than discussing historical factors. However, research assistants probed
631 respondents to reflect on longitudinal changes in the immunization program. Fourth, some policy
632 documents – including national-level strategic plans - were not available for our review. And finally, the

633 COVID-19 pandemic had significant impacts on data collection as national-level stakeholders were
634 unavailable for interviews due to the prioritization of the pandemic response and community-level
635 FGDs were limited due to safety precautions.

636

637 **5. Conclusion**

638 Our research revealed that success factors related to collaboration and community involvement led to
639 improved immunization coverage in Senegal. We conducted a theory-informed investigation into the
640 historical drivers of *how* and *why* Senegal achieved catalytic growth in early childhood vaccine
641 coverage. The vaccination program in Senegal was supported by evidence-based strategic planning at
642 the national level, alignment of priorities between governmental entities and external partners, and
643 strong community engagement initiatives that fostered local ownership of vaccine delivery and uptake.
644 High and sustained routine immunization coverage was likely driven by prioritization of the EPI,
645 improved surveillance systems, a mature and reliable community health worker program, and tailored
646 strategies for addressing geographical, social, and cultural barriers. These findings – along with the
647 approach used to understand underlying strengths of the vaccine delivery system – could be adapted to
648 other contexts and contribute to improvements in national vaccine delivery systems.

649

650 **Acknowledgements:**

651 We thank the Institut de Recherche en Santé de Surveillance Epidémiologique et de Formation
652 (IRESSEF) in Dakar, Senegal for their partnership in this study. We gratefully acknowledge the
653 participants who gave their time and insights to help us better understand Senegal's vaccine delivery
654 system, along with facilitators from the Ministry of Health and Social Action for supporting this
655 research, especially Dr. Ousseynou Badiane and Dr. Abdoulaye Mangane. In addition, we thank Sarah
656 Chesemore, Anna Rapp, Tove Ryan, and Ethan Wong from the Bill and Melinda Gates Foundation;
657 Kate Buellesbach, Nancy Fullman, Nathaniel Gerthe, Gloria Ikilezi, Caitlyn Mason, David Phillips, and
658 Oliver Rothschild, Jordan-Tate Thomas, and Angela Wang from Gates Ventures; and the Vaccine

659 Exemplars Research Advisory Group for their insights, specifically Agnes Binagwaho, Laura Craw,
660 Carolina Danovaro, Anuradha Gupta, Heidi Larson, Penelope Masumbu, Kate O'Brien, Helen Rees,
661 Lora Shimp, and Aaron Wallace.

662 **Funding:**

663 This work was supported by the Bill & Melinda Gates Foundation, Seattle, WA (OPP1195041) with a
664 planning grant from Gates Ventures, LLC, Kirkland, WA.

665 **Declaration of competing interests:**

666 The authors declare that they have no known competing financial interests or personal relationships
667 that could have appeared to influence the research reported in this paper.

668 **Data statement:**

669 The data are not publicly available as all data are confidential. Data may be available upon request.

670

671 **References**

- 672
- 673 1. World Health Organization, *Immunization Agenda 2030: A Global Strategy to Leave No One*
674 *Behind*. 2020.
- 675 2. Vanderslott, S. and T. Marks, *Charting mandatory childhood vaccination policies worldwide*.
676 *Vaccine*, 2021.
- 677 3. Piot, P., et al., *Immunization: vital progress, unfinished agenda*. *Nature*, 2019. **575**(7781): p.
678 119-129.
- 679 4. World Health Organization, *Global vaccine action plan 2011-2020*. 2013.
- 680 5. MacDonald, N., et al., *Global vaccine action plan lessons learned I: Recommendations for the*
681 *next decade*. *Vaccine*, 2020. **38**(33): p. 5364-5371.
- 682 6. World Health Organization and UNICEF, *WHO-UNICEF estimates of DTP3 coverage*. 2020.
- 683 7. World Health Organization and UNICEF, *WHO UNICEF estimates time series for Senegal*
684 *(SEN)*, in *WHO vaccine-preventable diseases: monitoring system. 2020 global summary*
685 *2020*, WHO: Geneva.
- 686 8. Shen, A.K., R. Fields, and M. McQuestion, *The future of routine immunization in the developing*
687 *world: challenges and opportunities*. *Global health, science and practice*, 2014. **2**(4): p. 381-
688 394.
- 689 9. Phillips, D.E., et al., *Determinants of effective vaccine coverage in low and middle-income*
690 *countries: a systematic review and interpretive synthesis*. *BMC health services research*, 2017.
691 **17**(1): p. 681-681.
- 692 10. Carter, A., et al., *A framework for identifying and learning from countries that demonstrated*
693 *exemplary performance in improving health outcomes and systems*. *BMJ global health*, 2020.
694 **5**(12): p. e002938.
- 695 11. Bednarczyk, R.A., et al., *Protocol: Identification and evaluation of critical factors in achieving*
696 *high and sustained childhood immunization coverage in selected low- and lower-middle*
697 *income countries*. *medRxiv*, 2021: p. 2021.12.01.21267018.
- 698 12. Exemplars in Global Health. *Making Better Decisions in Global Health: Understand Positive*
699 *Outliers to Inform Policy and Practice*. 2021; Available from: <https://www.exemplars.health/>.
- 700 13. LaFond, A., et al., *Drivers of routine immunization coverage improvement in Africa: findings*
701 *from district-level case studies*. *Health policy and planning*, 2015. **30**(3): p. 298-308.
- 702 14. Gavi the Vaccine Alliance, *Keeping Children Healthy: The Vaccine Alliance Progress Report*
703 *2015*. 2015: Geneva, Switzerland.
- 704 15. Gouvernement du Sénégal, *Plan Strategique Sante Digitale 2018-2023*. 2016, Republique du
705 Senegal.
- 706 16. Ministère de la Santé et de la Prevention, *Plan National de Développement Sanitaire PNDS*
707 *2009-2018* 2009, Republique du Senegal.
- 708 17. Damschroder, L.J., et al., *Fostering implementation of health services research findings into*
709 *practice: a consolidated framework for advancing implementation science*. *Implementation*
710 *science : IS*, 2009. **4**: p. 50-50.
- 711 18. Pfadenhauer, L.M., et al., *Making sense of complexity in context and implementation: the*
712 *Context and Implementation of Complex Interventions (CICI) framework*. *Implementation*
713 *science : IS*, 2017. **12**(1): p. 21-21.
- 714 19. Hester K, *Open Sciences Framework (OSF) page: Assessing sustainability factors for rural*
715 *sanitation coverage following the SSH4A approach*.
716 https://osf.io/caz9b/?view_only=a1f16382d78b445ab34cc2afedca0cbo.
- 717 20. UNICEF, *Immunization Data July 2021*. 2021.
- 718 21. Exemplars in Global Health. *What did Senegal do?* 2021 June 9 2021]; Available from:
719 <https://www.exemplars.health/topics/under-five-mortality/senegal/what-did-senegal-do>.
- 720 22. Constitute Project, *Senegal's Constitution of 2001 with Amendments through 2016*. 2016.

- 721 23. Russo, G., et al., *Health workers' strikes in low-income countries: the available evidence.*
722 Bulletin of the World Health Organization, 2019. **97**(7): p. 460-467H.
- 723 24. HRH2030 Program, *Three Questions with Dr. Matar Camara: A public health specialist with a*
724 *vision. HRH2030 Welcome Series.* 2018.
- 725 25. The Challenge Initiative (TCI). *Despite Senegal's Nine-Month Health Worker Strike, Nioro Sees*
726 *LARC Usage Trend Improve.* 2020 June 21 2021]; Available from:
727 [https://tciurbanhealth.org/despite-senegals-nine-month-health-worker-strike-nioro-sees-](https://tciurbanhealth.org/despite-senegals-nine-month-health-worker-strike-nioro-sees-positive-impact-from-larcs/)
728 [positive-impact-from-larcs/](https://tciurbanhealth.org/despite-senegals-nine-month-health-worker-strike-nioro-sees-positive-impact-from-larcs/).
- 729 26. Rodriguez, K., et al., *Critical success factors for routine immunization performance: A case*
730 *study of Zambia 2000 to 2018.* medRxiv, 2021: p. 2021.11.30.21267060.
- 731 27. Hester, K.A., et al., *Critical success factors for high routine immunization performance: A case*
732 *study of Nepal.* 2022.
- 733 28. Plan International USA, *Senegal: Health Systems Strengthening Plus.* 2021, Plan International
734 USA.
- 735 29. USAID, *Improving Health in Senegal.* 2021.
- 736 30. PHCPI. *Senegal | PHCPI.* Available from: [https://improvingphc.org/sub-saharan-](https://improvingphc.org/sub-saharan-africa/senegal)
737 [africa/senegal](https://improvingphc.org/sub-saharan-africa/senegal).
- 738 31. Sakas, Z., et al., *The role of Zambia's expansive ICC in supporting efficient, effective, and*
739 *evidence-based vaccine and health sector programming.* medRxiv, 2021: p.
740 2021.11.29.21267021.
- 741 32. Sylla, A.H., et al., *Qualitative Study of Health Information Needs, Flow, and Use in Senegal.*
742 *Journal of Health Communication,* 2012. **17**(sup2): p. 46-63.
- 743 33. USAID and MEASURE Evaluation, *Strengthening Multisectoral Community Event-Based*
744 *Surveillance of Zoonotic Diseases in Senegal: Rapid Assessment of a Global Health Agenda*
745 *Security Project.* 2018.
- 746 34. PATH and World Health Organization, *OPTIMIZE Rapport Sénégal Immunization Systems*
747 *and Technologies for Tomorrow.* 2013.
- 748 35. PATH, *Senegal: Changing the Face of Immunization in West Africa.* 2004.
- 749 36. Ministère de la Santé et de l'Action Sociale, *Plan National de Développement Sanitaire et Social*
750 *(PNDSS) 2019-2028.* 2018.
- 751 37. Ministère de la Santé et de L'Action Sociale. *Les Comités de gestion se muent en Comités de*
752 *développement sanitaire (CDS) | MINISTÈRE DE LA SANTÉ ET DE L'ACTION SOCIALE.*
753 2022]; Available from: [https://www.sante.gouv.sn/activites/les-comit%c3%a9s-de-gestion-se-](https://www.sante.gouv.sn/activites/les-comit%c3%a9s-de-gestion-se-muent-en-comit%c3%a9s-de-d%c3%a9veloppement-sanitaire-cds)
754 [muent-en-comit%c3%a9s-de-d%c3%a9veloppement-sanitaire-cds](https://www.sante.gouv.sn/activites/les-comit%c3%a9s-de-gestion-se-muent-en-comit%c3%a9s-de-d%c3%a9veloppement-sanitaire-cds).
- 755 38. World Health Organization, *Summaries of Country Experiences on Primary Health Care*
756 *Revitalization.* 2008.
- 757 39. Mills, A., et al., *Health system decentralization : concepts, issues and country experience /*
758 *edited by Anne Mills ... [et al.].* 1990, World Health Organization: Geneva.
- 759 40. Wilson E, *Reproductive Health Case Study Senegal.* 1998: Durham, NC.
- 760 41. Manguvo, A. and B. Mafuvadze, *The impact of traditional and religious practices on the spread*
761 *of Ebola in West Africa: time for a strategic shift.* The Pan African medical journal, 2015. **22**
762 **Suppl 1**(Suppl 1): p. 9-9.
- 763 42. Ozawa, S., L. Paina, and M. Qiu, *Exploring pathways for building trust in vaccination and*
764 *strengthening health system resilience.* BMC health services research, 2016. **16**(Suppl 7): p.
765 639-639.
- 766 43. World Health Organization Maximizing Positive Synergies Collaborative Group, *An assessment*
767 *of interactions between global health initiatives and country health systems.* The Lancet, 2009.
768 **373**(9681): p. 2137-2169.
- 769 44. World Health Organization, *Monitoring the building blocks of health systems: a handbook of*
770 *indicators and their measurement strategies.* 2010: Geneva, Switzerland.

- 771 45. Gera, R., et al., *Implementation of "health systems approach" to improve vaccination at birth*
772 *in institutional deliveries at public health facilities; experience from six states of India*. *Journal*
773 *of family medicine and primary care*, 2019. **8**(5): p. 1630-1636.
- 774 46. Cataldi, J.R., M.E. Kerns, and S.T. O'Leary, *Evidence-based strategies to increase vaccination*
775 *uptake: a review*. *Current Opinion in Pediatrics*, 2020. **32**(1).
- 776 47. Shelton, R.C., B.R. Cooper, and S.W. Stirman, *The Sustainability of Evidence-Based*
777 *Interventions and Practices in Public Health and Health Care*. *Annual Review of Public Health*,
778 2018. **39**(1): p. 55-76.
- 779