

1

Original Article

2

Are allergic diseases a risk factor for systemic side effects after COVID-19 vaccines?

3

4

Emel ATAYIK¹, Gökhan AYTEKİN^{1,*},

5

6

¹Department of Immunology and Allergy, Konya City Hospital, Konya, Turkey

7

8

***Correspondence:** ayteking@gmail.com

9

10 ORCIDs:

11 Emel ATAYIK: <https://orcid.org/0000-0002-7011-7752>

12 Gökhan AYTEKİN: <https://orcid.org/0000-0002-9089-5914>

13

14 **Corresponding Author:**

15 Gokhan AYTEKIN, MD,

16 University of Health Sciences, Konya City Hospital,

17 Division of Allergy and Clinical Immunology,

18 42080, Konya Turkey

19 **Phone:** +90 505 533 73 55 **Email:** ayteking@gmail.com

20

21 **Funding source:** No funding was secured for the study.

22 **Financial disclosure:** The authors have no financial relationship relevant to this article

23 to disclose.

24 **Conflict of interest:** The authors have no conflicts of interest to disclose.

25 **Acknowledgement:** None

26 **Disclaimers:** None

1 **Article title:** Are allergic diseases a risk factor for systemic side effects after COVID-
2 19 vaccines?

3 **Abstract**

4 **Background/ aim:** Mass vaccination seems to be the most effective way to turn back to
5 the pre-pandemic period and end the pandemic. Unfortunately, COVID-19 vaccines
6 have some side effects. In phase studies of currently-approved COVID-19 vaccines,
7 patients with a known allergy or a history of anaphylaxis were excluded from the
8 studies. This situation creates doubts about the course of atopy and the presence of
9 allergic disease related to the side effects of COVID-19 vaccines in patients with
10 allergic diseases. Therefore, our aim with this study was to evaluate local side effects
11 (LSE) and systemic side effects (SSE) after COVID-19 vaccines in patients with
12 allergic diseases and to determine possible risk factors.

13 **Materials and Methods:** Six hundred forty-eight adult patients who received any
14 COVID-19 vaccine between April 1, 2021 and September 30, 2021 and agreed to
15 participate in the study were included in this case-control retrospective study.

16 **Results:** Six hundred forty-eight adult patients [Female: 446 (68.8%), Male: 202
17 (32.2%)] participated in the study. After the 1st dose of COVID-19 vaccine, 24.1% of
18 patients reported SSE. After the 2nd dose of COVID-19 vaccine, 67 patients (12.3%)
19 developed SSE. Female gender (OR: 1.757, 95%CI: 1.143-2.702, p: 0.010), history of
20 previous COVID-19 infection (OR: 1.762, 95%CI: 1.068-2.906, p: 0.026), and COVID-
21 19 vaccine type administered (OR: 4.443, 95% CI: 2.640-7.476, p<0.001) were found to
22 be independent risk factors for SSE after COVID-19 vaccines. Premedication (OR:

1 0.454, 95% CI: 0.281-0.733, $p < 0.001$), was found to be a protective factor for SSE
2 developing after COVID-19 vaccines.

3 **Conclusion:** CoronoVac and Pfizer-BioNTech COVID-19 vaccines are shown to be
4 well tolerated. Patients with allergic disease do not have an increased risk for SSE that
5 may develop after COVID-19 vaccines. Moreover, doubts or fears about possible side
6 effects in the allergic patient group should not be an obstacle to COVID-19 vaccination.

7 **Keywords:** Sars-CoV-2, CoronoVac, Pfizer-BioNTech, COVID-19, adverse events

8 1. Introduction

9 Severe acute respiratory syndrome coronavirus 2 (Sars-CoV-2) was first reported in
10 December 2019 and then spread all over the world in a short time and was accepted as a
11 pandemic by the World Health Organization (WHO) in March 2020. In the 2 years
12 since it was first identified, coronavirus disease 2019 (COVID-19) has killed more than
13 5 million people (1). There is still no effective treatment for the disease. Thus, herd
14 immunity (mass vaccination and herd immunity) for virus protection seems to be the
15 most effective way to turn back to the pre-pandemic period and end the pandemic.
16 However, due to sociodemographic inequalities, vaccine supply problems, vaccine
17 hesitancy; unfortunately, COVID-19 vaccination does not have the desired level and
18 effect.

19 In Turkey, the first COVID-19 vaccination was started on January 13, 2021, with
20 CoronoVac (Sinovac Biotech, China) to healthcare workers, and then the Pfizer-
21 BioNTech COVID-19 vaccine was added to the vaccination calendar. As of April 2020,
22 individuals aged 60 and over have started to be vaccinated. As of December 2021, the
23 total number of COVID-19 vaccines administered in Turkey is 125 million doses.

1 Unfortunately, COVID-19 vaccines also have side effects. Although the side effects
2 reported with COVID-19 vaccines are usually minor and can be easily controlled with
3 necessary interventions (2), these side effects lead to doubts about COVID-19 vaccines
4 in patients during the periods when COVID-19 vaccination should be done most rapidly
5 and intensively. Additionally, the rapid development and production phases of COVID-
6 19 vaccines and the limited data of the post-vaccination period increase these doubts.

7 In phase 2 and 3 of currently-approved COVID-19 vaccines, patients with a known
8 allergy or a history of anaphylaxis were excluded from the study (3). After the first
9 Pfizer-BioNTech COVID-19 vaccine was administered, 2 anaphylaxis cases were
10 reported in the media before 24 hours had passed (4). Also, during December 14–23
11 2020, 175 severe allergic reactions were reported after approximately 2 million Pfizer-
12 BioNTech COVID-19 vaccine administrations, and 21 of these cases were reported to
13 be anaphylaxis (5). This situation creates doubts and unanswered questions about the
14 course of atopy and the presence of allergic disease related to the side effects of
15 COVID-19 vaccines in patients with allergic diseases as well as clinicians dealing with
16 this patient group (6). There are studies on the efficacy and safety of COVID-19
17 vaccines, however, studies on the course of COVID-19 vaccines in allergic patients are
18 limited. Therefore, our aim with this study was to evaluate local and systemic side
19 effects after COVID-19 vaccines in patients with allergic diseases, especially allergic
20 rhinitis, asthma, and chronic urticaria, and to determine possible risk factors for these
21 side effects.

22 **2. Materials and Methods**

23 Among the patients who applied to the tertiary allergy and immunology clinic between
24 April 1, 2021 and September 30, 2021, 648 adult patients who received any COVID-19

1 vaccine and agreed to participate in the study were included in this case-control
2 retrospective study.

3 An anonymous self-reporting survey related to safety and tolerance of vaccine was
4 applied in person to the patients included in the study. This survey is a questionnaire
5 based on patient statements, including demographic data of patients and questions about
6 local side effects (LSE) and systemic side effects (SSE) developed after vaccination.
7 Pain, redness, swelling at the vaccination site after COVID-19 vaccinations were
8 accepted as LSE, and post-vaccine symptoms such as weakness, fatigue, myalgia,
9 arthralgia, fever, headache were accepted as SSE. Age, gender, history of previous
10 COVID-19 infection, COVID-19 vaccine type and number of doses, atopy status of
11 patients who had COVID-19 vaccine, use of a drug that may affect the COVID-19
12 vaccine side effects, such as antihistamine, steroid, omalizumab, before the COVID-19
13 vaccine and demographic characteristics such as the presence of a doctor-diagnosed
14 allergic disease were questioned in this survey. The local and systemic side effects
15 developed after vaccination, the development time of the developed side effects, and the
16 need for treatment for the side effects were also questioned. Systemic symptoms such as
17 urticaria-angioedema, shortness of breath, nausea-vomiting, hypotension, syncope and
18 presyncope after COVID-19, which may raise the suspicion of anaphylaxis, and the
19 need for adrenaline were asked. Additionally, patients were asked whether or not they
20 had had a post-COVID-19 vaccine post-COVID-19 infection. Information on atopy
21 status, allergen sensitivity and allergic diseases of the patients were obtained from their
22 files.

23 Patients who were treated with drugs that have the potential to affect local and systemic
24 side effects such as anti-histamine, oral steroid or omalizumab, and patients who were

1 treated with anti-histamine and/or steroid therapy to avoid the development of side
2 effects before the COVID-19 vaccine were considered as the patient group who
3 received premedication.

4 Ethics committee approval of the study was granted by Karatay University Ethics
5 Committee (Date: 15.10.2021, decision 2021/012). Written informed consent was
6 obtained from all patients participating in the study.

7 IBM SPSS 20.0 (Chicago, IL, USA) statistics software was used for the analysis of all
8 data obtained during the study and recorded in the study form. Kolmogorov Smirnov
9 test was used to determine whether or not the distribution of discrete and continuous
10 numerical variables was in accordance with the normal distribution. Descriptive
11 statistics were demonstrated as mean±standard deviation (SD) or median (minimum-
12 maximum) for discrete and continuous numerical variables, and as number of cases and
13 (%) for categorical variables. Chi-square was used to evaluate categorical variables, and
14 t test or Mann Whitney U test was used to evaluate continuous variables. Independent
15 risk factors for LSE and SSE were determined by univariant and multivariant binominal
16 regression analysis. For $p < 0.05$, the results were considered statistically significant.

17 **3. Results**

18 Six hundred forty-eight adult patients [Female (F): 446 (68.8%), Male (M): 202
19 (32.2%)] participated in the study. The median age of the study group was 41 (18-86).
20 14.8% of the patients (96 patients) have a history of previous COVID-19 infection.
21 Pfizer-BioNTech vaccine was administered to 68.5% of the patients, and double-dose
22 COVID-19 vaccine was administered to 84% (544 patients). Ninety-six patients (14.8%
23 of the patients) were premedicated with anti-allergic drugs before the COVID-19

1 vaccine. Among the study population, 35.2% were followed up with allergic rhinitis,
2 22.8% with asthma, and 26.5% with chronic urticaria (Figure 1).

3 Two hundred ninety-three patients (45.2% of the patients) reported that they developed
4 side effects after the 1st dose of COVID-19 vaccine. After the 1st dose of COVID-19
5 vaccine, 35% of patients had LSE. LSE was most commonly reported in the first 4
6 hours (26.9%) as local pain at the injection site (34.7%). One hundred fifty-six patients
7 (24.1% of patients) reported SSE after 1st dose of COVID-19 vaccine. SSE occurred
8 most frequently as fatigue (14.5%) within 24-72 hours (13.9%) after the COVID-19
9 vaccine. Among the patients who reported developing SSE, 44 (6.8%) patients needed
10 treatment with antipyretic and anti-inflammatory drugs. Anaphylaxis developed in two
11 patients (0.3%) after the 1st dose of COVID vaccine and adrenaline injection was
12 administered to these patients.

13 The number of patients who were administered the 2nd dose of COVID-19 vaccine is
14 544. After the 2nd dose of COVID-19 vaccine, 104 patients (19.1%) developed LSE,
15 and the most frequently reported LSE was local pain at the injection site (18.9% of
16 patients who received 2nd dose of COVID-19 vaccine - 99% of patients who developed
17 LSE-103 patients). LSE most frequently developed (15.8% of patients who received the
18 2nd dose of COVID-19 vaccine - 75.4% of patients who developed LSE - 86 patients)
19 after the 4th hour of COVID-19 vaccine injection. Among the 544 patients who were
20 administered the 2nd dose of COVID-19 vaccine, 67 patients (12.3%) developed SSE.
21 SSE occurred most frequently at 24-72 hours after the injection (9.7% of those who
22 received the 2nd dose of COVID-19 vaccine, 79.1% of the patients who reported SSE
23 after the 2nd dose of COVID-19, 53 patients), and it was most commonly reported as
24 fatigue (9.1% of those who received the 2nd dose of COVID-19 vaccine, 73.1% of the

1 patients who reported SSE after the 2nd dose of COVID-19, 49 patients) and arthralgia
2 (7.9% of those who received the 2nd dose of COVID-19 vaccine, 64.2% of the patients
3 who reported SSE after the 2nd dose of COVID-19, 43 patients) (Figure 2). Twelve
4 patients needed treatment with antipyretic and anti-inflammatory drugs after the 2nd
5 dose of COVID-19 vaccine, but no case of anaphylaxis was reported after the 2nd dose
6 of COVID-19 vaccine, and no patient was administered adrenaline injection. Thirteen
7 patients (2%) developed COVID-19 infection despite being vaccinated against COVID-
8 19. The demographic and clinical characteristics of the patients are summarized in
9 Table 1.

10 In the comparison of patient groups reporting LSE and not reporting LSE after the first
11 dose of COVID-19 vaccine, a significant difference was found between the two groups
12 in terms of age, the proportion of patients < 50 years of age, the applied COVID-19
13 vaccines (Coronovac vaccine vs Pfizer-BioNTech vaccine), the rate of premedicated
14 patients, and the presence of allergic rhinitis ($p < 0.001$, $p < 0.001$, $p < 0.001$, $p < 0.001$,
15 $p < 0.001$ and $p: 0.002$), respectively. On the other hand, there was a significant
16 difference between patients who reported SSE after the first dose of COVID-19 vaccine
17 (Coronovac vaccine vs Pfizer-BioNTech vaccine) and those who did not, in terms of
18 gender, the proportion of patients < 50 years old, history of previous COVID-19
19 infection, applied COVID-19 vaccines, and premedication status (respectively $p: 0.021$,
20 $p: 0.012$, $p: 0.021$, $p < 0.001$, $p < 0.001$, $p < 0.001$) (Table 2) (Figure 3).

21 In the comparison of the patient groups that did not develop LSE and LSE after the 2nd
22 dose of covid vaccine, a significant difference was found between the two groups in
23 terms of the rate of patients < 50 years of age, the administered COVID-19 vaccines
24 (Coronovac vaccine vs Pfizer-BioNTech vaccine), the rate of premedicated patients, and

1 the presence of allergic rhinitis (respectively p: 0.031, p< 0.001, p< 0.001, p< 0.001, p:
2 0.006). On the other hand, a significant difference was found between patients who
3 reported SSE after the second dose of COVID-19 vaccine and those who did not, in
4 terms of the ratio of patients < 50 years of age, history of previous COVID-19 infection,
5 the number of administered COVID-19 vaccines, the rate of premedicated patients
6 (respectively p: 0.032, p< 0.001, p< 0.001, p< 0.001, and p< 0.001) (Table 2) (Figure
7 3).

8 As a result of the univariate and multivariate analysis, female gender (female vs male,
9 Odds ratio (OR): 1.757, 95%CI: 1.143-2.702, p: 0.010), history of previous COVID-19
10 infection (yes vs no, OR: 1.762, 95%CI: 1.068-2.906, p: 0.026), and COVID-19 vaccine
11 type administered (Pfizer-BioNTech vaccine vs Coronovac vaccine, OR: 4.443, 95%
12 CI: 2.640-7.476, p<0.001) were found to be independent risk factors for SSE after the
13 1st dose of COVID-19 vaccine. Premedication (yes vs no, OR: 0.454, 95% CI: 0.281-
14 0.733, p<0.001), on the other hand, was found to be a protective factor for SSE
15 developing after 1st dose of COVID-19 vaccines (Table 3) (Figure 4).

16 As a result of univariate and multivariate analysis, female gender gender (female vs
17 male, Odds ratio (OR): 1.919, 95%CI: 1.017-3.621, p: 0.044), history of previous
18 COVID-19 infection (yes vs no, OR: 4.715, 95%CI: 2.526-8.802, p<0.001), and the
19 type of COVID-19 vaccine administered (Pfizer-BioNTech vaccine vs Coronovac
20 vaccine, OR: 4.486, 95% CI: 2.043-9.850) were found to be independent risk factors for
21 SSE after the 2nd dose of COVID-19 vaccine. Premedication (yes vs no, OR: 0.280,
22 95% CI: 0.141-0.560) , on the other hand, was found to be a protective factor for SSE
23 developing after 1st dose of CoVid-19 vaccines (Table 3) (Figure 5).

24 **4. Discussion**

1 To our best knowledge, our study is among the rare studies evaluating the side effects of
2 allergic diseases due to COVID-19 vaccines. The study has 3 main and important
3 results. Firstly, the most common LSE reported after COVID-19 vaccines is injection
4 site pain, and the most common SSE reported is fatigue. Secondly, female gender,
5 history of previous COVID-19 infection, Pfizer-BioNTech vaccine were found to be
6 risk factors for SSE and premedication was found to be protective factors for SSE.
7 Lastly, the presence of allergic disease and atopy, especially allergic rhinitis, asthma
8 and chronic urticaria, is not a risk factor for SSE developing after COVID-19 vaccine.

9 It has been reported in many studies examining the side effects developed after COVID-
10 19 vaccines that the most common LSE caused by COVID-19 is pain at the injection
11 site, and the most common SSE is weakness/fatigue (7-11). Pain at the injection site
12 was reported as the most common adverse event in the CoronaVac, phase 1 and 2
13 studies (12). The most frequently reported side effect after another inactive COVID-19
14 vaccine (BBV152) is pain at the injection site (13). Menni et al. reported the incidence
15 of LSE as 71.9% after 1st dose of Pfizer-BioNTech vaccine and 68.5% after 2nd dose;
16 and the incidence of SSE as 13.5% after the first dose and 22.0% after the second dose
17 (14). Thomas et al reported that the most common LSE after Pfizer-BioNTech vaccine
18 was mild-moderate pain at the injection site, and that fatigue was the most common SSE
19 (15). In another cohort, side effects were reported in 64.9% of 8682 patients who
20 received the first dose of Pfizer-BioNTech or Moderna vaccine, and 80.3% of patients
21 who received the second dose of Pfizer-BioNTech or Moderna vaccine. In this cohort,
22 the most common side effects after COVID-19 vaccines were fatigue and pain at the
23 injection site (16). The findings obtained in our study are also similar to these studies,
24 are compatible with the literature and support the literature.

1 Anaphylaxis is a common life-threatening allergic reaction. Anaphylaxis after
2 vaccinations is rare and typically emerges within minutes of vaccination (17). The CDC
3 COVID-19 Response Team reported the rate of anaphylaxis after Pfizer-BioNTech
4 vaccine as 11.1 per million (18). This rate is approximately 8 times the risk of
5 anaphylaxis developing due to commonly used vaccines (1.31 per million) (19).
6 Moreover, the rate of anaphylaxis after the first dose of COVID-19 vaccine was found
7 to be 0.3% in our study.

8 Women generally have stronger immune functions and higher antibody levels, more
9 functional antibodies, but also develop more frequent side effects to vaccines (20). This
10 effect applies to common vaccines such as influenza, yellow fever, rubella, measles,
11 mumps, hepatitis A and B as well as COVID-19 vaccines (21). Many studies also stated
12 that LSE and SSE were reported more frequently in women after COVID-19 vaccines.
13 Lee et al. reported that side effects were more common in women after the 2nd dose of
14 COVID-19 vaccine in healthcare workers who received two doses of Pfizer-BioNTech
15 vaccine in Korea, but a similar relationship was not observed after the first dose of
16 COVID-19 vaccine (8). Menni et al. stated that women reported more side effects after
17 COVID-19 vaccines. (14). In their meta-analysis, Alhumaid et al. found female gender
18 as a risk factor for anaphylaxis and nonanaphylactic reactions (22). In a cohort
19 evaluating side effects related to Pfizer-BioNTech and Moderna vaccines, it was
20 reported that female gender was associated with higher odds in terms of both side
21 effects and severe adverse effects (16). In our study, also, the rate of SSE after both 1st
22 and 2nd dose COVID-19 vaccines was higher in women, but this rate is significant only
23 for SSE developing after the first dose of COVID-19 vaccine. Additionally, the risk of
24 developing SSE in women after COVID-19 vaccines is 1.9 times higher than in men.

1 The difference in terms of SSE between genders may be caused by genetic, hormonal
2 and immunological differences or the combination of these differences. Women
3 produce a stronger post-vaccine immune response due to innate immunity, increased
4 Toll like receptor-7-mediated recognition, and increased type 1 interferon. Additionally,
5 women are more active in humoral immunity than men. Women showed higher B-cell
6 growth and neutralizing antibody production after vaccinations. Moreover, the effect of
7 sex hormones on gene expression on the X and Y chromosomes influences the immune
8 response to vaccines. Chromosomal mosaicism resulting from random X-chromosome
9 inactivation affects female immune response (23). In addition, it has been claimed that
10 one of the factors affecting the immune response to vaccines or natural infections is the
11 microbiome, and that both sex hormones and differences such as diet and lifestyle affect
12 vaccine responses by creating microbiome differences (24)

13 Previous COVID-19 infection is an important parameter that affects post-COVID-19
14 vaccine side effects, and in many studies, this relationship has been investigated.
15 Bandolli et al. reported that the rates of LSE after Pfizer-BioNTech vaccine were similar
16 in patients with a history of previous COVID-19 infection compared to patients who did
17 not have COVID-19, but that SSI developed more frequently (25). It was found by
18 Mathioudakis et al. that previous COVID-19 infection is a risk factor for side effects,
19 fever, breathlessness, flu-like illness and fatigue after COVID-19 vaccines (26).
20 Another study stated that previous COVID-19 infection increased the risk of SSE by 2.9
21 times after Pfizer-BioNTech and a similar relationship was found in LSE (14). Beatty et
22 al. reported the history of previous COVID-19 infection was associated with higher
23 odds (OR, 2.17; 95% CI, 1.77-2.66) (16). They suggested that the reason for this
24 situation is that vaccines increase immunogenicity in infected individuals, COVID-19

1 vaccines create stronger humoral and T-cell response due to high antibody titers in those
2 with COVID-19 infection and increase post vaccine reactivity after COVID-19
3 vaccines in those who have COVID-19 infection (27, 28). Although we did not reach a
4 conclusion in this direction in our study, a clinical observation to support these
5 hypotheses may be to report more frequent side effects after the 2nd dose of COVID-19
6 vaccines. There are many studies in the literature reporting that more frequent side
7 effects are observed after the second dose of COVID-19 vaccines (8, 14, 16, 26, 29).
8 Sensitized T cells and neutralizing antibodies formed after the first dose of COVID-19
9 vaccines, may cause a stronger immune response and a higher rate of side effects after a
10 2nd dose of COVID-19 vaccine – similar to patients who have had a previous COVID-
11 19 infection – which may then explain why COVID-19 infections increase side effects.

12 CoronoVac is an inactivated COVID-19 vaccine and uses alum with a well-documented
13 safety profile as an adjuvant, which is also used in many other vaccines. Alum increases
14 the neutralizing antibody response, but does not sufficiently stimulate T cells.
15 Therefore, although inactive vaccines are safer in terms of side effects, their
16 effectiveness is shorter and booster doses are needed to maintain their effectiveness.

17 Pfizer-BioNTech COVID-19 vaccine is an mRNA-lipid nanoparticle-based vaccine. It
18 contains polyethylene glycol (PEG) derivatives as an adjuvant, affects both humoral and
19 cellular steps of the adaptive immune system, and its incidence of side effects is
20 relatively higher. Additionally, side effects can be triggered by excipients such as
21 polyethylene glycol (PEG), polysorbates, tromethamine/trometamol used in COVID-19
22 vaccines. (30-32). In many studies, it has been reported that less LSE and SSE develop
23 with inactive COVID-19 vaccines than with protein subunit vaccines, RNA based
24 vaccines and viral vector vaccines (7, 9, 12). In their meta-analysis, Wu et al. reported

1 that both local and systemic side effects are rarer in inactive COVID-19 vaccines
2 compared to mRNA vaccines (23.7%-89.4% for LSE, 21%-83.3% for SSE) (7). In
3 another meta-analysis, 31.75% of side effects were reported in inactive virus vaccines
4 and 81.76% in RNA-based COVID-19 vaccines (9). Likewise, in our study, both LSE
5 and SSE were observed more frequently after Pfizer-BioNTech COVID-19 vaccine, and
6 Pfizer-BioNTech vaccine was found to be a risk factor for SSE.

7 Treatments such as anti-histamines, steroid treatments and omalizumab are the most
8 frequently used treatment agents in allergic patients. Premedication with steroids and
9 antihistamines was suggested by Greenhawt et al., albeit at a low level of evidence, as it
10 could theoretically suppress the immune response and reduce side effects after COVID-
11 19 (3). Additionally, it is recommended to consider premedication before COVID-19
12 vaccines in patients with mastocytosis (33). It was reported by Rama et al. that
13 antihistamine and montelukast premedication and Pfizer-BioNTech vaccine were
14 administered to two healthcare workers with cutaneous and systemic mastocytosis
15 without any side effects (34). Ge et al., on the other hand, suggested that antihistamines
16 protect against post-COVID-19 side effects, as well as that antihistamines have anti-
17 viral effects, and that anti-histamine drugs can bind to ACE2 and prevent the entry of
18 Sars-CoV-2 virus into the cell (35). Similarly, Vila-Corcoles et al. found that
19 antihistamines were protective for COVID-19 in their study on 79083 patients in Spain
20 (36). In another study, it was reported that 70 patients out of 80 who reported allergic
21 complaints after the first dose of Pfizer-BioNTech vaccine received the second dose of
22 vaccine after allergic evaluation, and 89% of the patients developed no reaction or
23 mildly reaction after anti-histamine premedication (37). Unlike this, in a study in
24 Turkey conducted on healthcare workers who received CoronoVac, post-vaccine rash,

1 fever, chills, and headache were reported more frequently in patients receiving anti-
2 histamine (38). Hence, the potential relationship between antihistamine drugs and drug
3 side effects needs further research.

4 As a result of our study, another finding is that allergic diseases, especially asthma,
5 allergic rhinitis and chronic urticaria, or the presence of atopy are not risk factors for
6 SSE developing after COVID-19 vaccines. Studies on the course of side effects of
7 allergic diseases after COVID-19 vaccines are very limited. In a meta-analysis,
8 Alhumaid et al. found history of atopy anaphylactic and nonanaphylactic reactions to
9 SARS-CoV-2 vaccines (Pfizer-BioNTech and Moderna vaccines) as a risk factor. Inoue
10 et al. reported that although no cases of anaphylaxis were reported, the frequency of
11 adverse events after COVID-19 was higher in allergic patients and the duration of
12 adverse events was longer (39). Nittner et al. reported that local side effects such as
13 swelling and redness develop more frequently in allergic patients after Pfizer-BioNTech
14 vaccine, that the developing side effects last longer, and that allergic individuals need
15 medical intervention 2 times more often than non-allergic individuals due to the side
16 effects (29). On the other hand, Beatty et al. reported that there was asthma associated
17 with lower odds in terms of both side effects and severe adverse effects after Pfizer-
18 BioNTech and Moderna vaccines (16). EACCI (European Academy of Allergy and
19 Clinical Immunology) declared that there is no contraindication for allergic patients to
20 be vaccinated for COVID-19, except for patients with sensitivity to components in
21 COVID-19 vaccines, and that allergy to drugs, food, insect venom, or inhalant allergens
22 (house dust mites, pollens, animal dander, molds) generally does not constitute a
23 contraindication for any vaccine, including SARS-CoV-2 vaccines (40). Moreover, the
24 American College of Allergy Asthma and Immunology (ACAAI) has stated that

1 “Individuals with commune allergies (foods, inhalants, latex, insects) are no more likely
2 than the general public to have an allergic reaction to the Pfizer-BioNTech vaccine”
3 (41). We found in our study that neither the presence of atopy nor the presence of
4 allergic disease was a risk factor for SSE after COVID-19 vaccines, in line with these
5 recommendations.

6 The strength of our study is that the allergic diseases of the patients were diagnosed by a
7 physician, self-reported allergy is typically much higher than confirmed allergy and the
8 study population size in terms of an error group consisting of allergic patients. Our
9 study also has some limitations. First of all, the reported LSE and SSE were based on
10 the patient's statement. Threshold values for side effects may vary among patients.
11 Some patients even consider minor side effects, but some patients may not need to
12 report side effects unless they cause very serious complaints. This situation may have
13 been over- or underestimated. Additionally, the number of patients diagnosed with
14 venom allergy, drug allergy and contact dermatitis is relatively low. This limits the
15 power of statistical analyzes in these patient groups.

16 As a result, in our study, CoronoVac and Pfizer-BioNTech COVID-19 vaccines are
17 shown to be well tolerated. Patients with allergic disease do not have an increased risk
18 for SSE that may develop after COVID-19 vaccines. Clinicians dealing with this patient
19 group should have no doubts in this regard. Moreover, doubts or fears about possible
20 side effects in the allergic patient group should not be an obstacle to COVID-19
21 vaccination.

22 **References**

- 1 1. Worldometer. COVID-19 CORONAVIRUS PANDEMIC 2021, December 23
2 [Available from: <https://www.worldometers.info/coronavirus/>.
- 3 2. Xia S, Duan K, Zhang Y, Zhao D, Zhang H, Xie Z, et al. Effect of an Inactivated
4 Vaccine Against SARS-CoV-2 on Safety and Immunogenicity Outcomes: Interim
5 Analysis of 2 Randomized Clinical Trials. JAMA. 2020;324(10):951-60.
- 6 3. Greenhawt M, Abrams EM, Shaker M, Chu DK, Khan D, Akin C, et al. The
7 Risk of Allergic Reaction to SARS-CoV-2 Vaccines and Recommended Evaluation and
8 Management: A Systematic Review, Meta-Analysis, GRADE Assessment, and
9 International Consensus Approach. J Allergy Clin Immunol Pract. 2021;9(10):3546-67.
- 10 4. Erdeljic Turk V. Anaphylaxis associated with the mRNA COVID-19 vaccines:
11 Approach to allergy investigation. Clin Immunol. 2021;227:108748.
- 12 5. Moghimi SM. Allergic Reactions and Anaphylaxis to LNP-Based COVID-19
13 Vaccines. Mol Ther. 2021;29(3):898-900.
- 14 6. Risma KA, Edwards KM, Hummell DS, Little FF, Norton AE, Stallings A, et al.
15 Potential mechanisms of anaphylaxis to COVID-19 mRNA vaccines. J Allergy Clin
16 Immunol. 2021;147(6):2075-82 e2.
- 17 7. Wu Q, Dudley MZ, Chen X, Bai X, Dong K, Zhuang T, et al. Evaluation of the
18 safety profile of COVID-19 vaccines: a rapid review. BMC Med. 2021;19(1):173.
- 19 8. Lee YW, Lim SY, Lee JH, Lim JS, Kim M, Kwon S, et al. Adverse Reactions of
20 the Second Dose of the BNT162b2 mRNA COVID-19 Vaccine in Healthcare Workers
21 in Korea. J Korean Med Sci. 2021;36(21):e153.
- 22 9. Cai C, Peng Y, Shen E, Huang Q, Chen Y, Liu P, et al. A comprehensive
23 analysis of the efficacy and safety of COVID-19 vaccines. Mol Ther. 2021;29(9):2794-
24 805.

- 1 10. Sharif N, Alzahrani KJ, Ahmed SN, Dey SK. Efficacy, Immunogenicity and
2 Safety of COVID-19 Vaccines: A Systematic Review and Meta-Analysis. *Front*
3 *Immunol.* 2021;12:714170.
- 4 11. Polack FP, Thomas SJ, Kitchin N, Absalon J, Gurtman A, Lockhart S, et al.
5 Safety and Efficacy of the BNT162b2 mRNA Covid-19 Vaccine. *N Engl J Med.*
6 2020;383(27):2603-15.
- 7 12. Wu Z, Hu Y, Xu M, Chen Z, Yang W, Jiang Z, et al. Safety, tolerability, and
8 immunogenicity of an inactivated SARS-CoV-2 vaccine (CoronaVac) in healthy adults
9 aged 60 years and older: a randomised, double-blind, placebo-controlled, phase 1/2
10 clinical trial. *Lancet Infect Dis.* 2021;21(6):803-12.
- 11 13. Ella R, Vadrevu KM, Jogdand H, Prasad S, Reddy S, Sarangi V, et al. Safety
12 and immunogenicity of an inactivated SARS-CoV-2 vaccine, BBV152: a double-blind,
13 randomised, phase 1 trial. *Lancet Infect Dis.* 2021;21(5):637-46.
- 14 14. Menni C, Klaser K, May A, Polidori L, Capdevila J, Louca P, et al. Vaccine
15 side-effects and SARS-CoV-2 infection after vaccination in users of the COVID
16 Symptom Study app in the UK: a prospective observational study. *Lancet Infect Dis.*
17 2021;21(7):939-49.
- 18 15. Thomas SJ, Moreira ED, Jr., Kitchin N, Absalon J, Gurtman A, Lockhart S, et
19 al. Safety and Efficacy of the BNT162b2 mRNA Covid-19 Vaccine through 6 Months.
20 *N Engl J Med.* 2021;385(19):1761-73.
- 21 16. Beatty AL, Peyser ND, Butcher XE, Cocohoba JM, Lin F, Olgin JE, et al.
22 Analysis of COVID-19 Vaccine Type and Adverse Effects Following Vaccination.
23 *JAMA Netw Open.* 2021;4(12):e2140364.

- 1 17. Shimabukuro T, Nair N. Allergic Reactions Including Anaphylaxis After
2 Receipt of the First Dose of Pfizer-BioNTech COVID-19 Vaccine. *JAMA*.
3 2021;325(8):780-1.
- 4 18. Team CC-R, Food, Drug A. Allergic Reactions Including Anaphylaxis After
5 Receipt of the First Dose of Pfizer-BioNTech COVID-19 Vaccine - United States,
6 December 14-23, 2020. *MMWR Morb Mortal Wkly Rep*. 2021;70(2):46-51.
- 7 19. McNeil MM, DeStefano F. Vaccine-associated hypersensitivity. *J Allergy Clin*
8 *Immunol*. 2018;141(2):463-72.
- 9 20. Fischinger S, Boudreau CM, Butler AL, Streeck H, Alter G. Sex differences in
10 vaccine-induced humoral immunity. *Semin Immunopathol*. 2019;41(2):239-49.
- 11 21. Klein SL, Jedlicka A, Pekosz A. The Xs and Y of immune responses to viral
12 vaccines. *Lancet Infect Dis*. 2010;10(5):338-49.
- 13 22. Alhumaid S, Al Mutair A, Al Alawi Z, Rabaan AA, Tirupathi R, Alomari MA,
14 et al. Anaphylactic and nonanaphylactic reactions to SARS-CoV-2 vaccines: a
15 systematic review and meta-analysis. *Allergy Asthma Clin Immunol*. 2021;17(1):109.
- 16 23. Libert C, Dejager L, Pinheiro I. The X chromosome in immune functions: when
17 a chromosome makes the difference. *Nat Rev Immunol*. 2010;10(8):594-604.
- 18 24. Garcia-Gomez E, Gonzalez-Pedrajo B, Camacho-Arroyo I. Role of sex steroid
19 hormones in bacterial-host interactions. *Biomed Res Int*. 2013;2013:928290.
- 20 25. Baldolli A, Michon J, Appia F, Galimard C, Verdon R, Parienti JJ. Tolerance of
21 BNT162b2 mRNA COVID-19 vaccine in patients with a medical history of COVID-19
22 disease: A case control study. *Vaccine*. 2021;39(32):4410-3.

- 1 26. Mathioudakis AG, Ghrew M, Ustianowski A, Ahmad S, Borrow R,
2 Papavasileiou LP, et al. Self-Reported Real-World Safety and Reactogenicity of
3 COVID-19 Vaccines: A Vaccine Recipient Survey. *Life (Basel)*. 2021;11(3).
- 4 27. Krammer F, Srivastava K, Alshammary H, Amoako AA, Awawda MH, Beach
5 KF, et al. Antibody Responses in Seropositive Persons after a Single Dose of SARS-
6 CoV-2 mRNA Vaccine. *N Engl J Med*. 2021;384(14):1372-4.
- 7 28. Manisty C, Otter AD, Treibel TA, McKnight A, Altmann DM, Brooks T, et al.
8 Antibody response to first BNT162b2 dose in previously SARS-CoV-2-infected
9 individuals. *Lancet*. 2021;397(10279):1057-8.
- 10 29. Nittner-Marszalska M, Rosiek-Biegus M, Kopec A, Pawlowicz R, Kosinska M,
11 Lata A, et al. Pfizer-BioNTech COVID-19 Vaccine Tolerance in Allergic versus Non-
12 Allergic Individuals. *Vaccines (Basel)*. 2021;9(6).
- 13 30. Cabanillas B, Novak N. Allergy to COVID-19 vaccines: A current update.
14 *Allergol Int*. 2021;70(3):313-8.
- 15 31. Cabanillas B, Akdis CA, Novak N. Allergic reactions to the first COVID-19
16 vaccine: A potential role of polyethylene glycol? *Allergy*. 2021;76(6):1617-8.
- 17 32. Garvey LH, Nasser S. Anaphylaxis to the first COVID-19 vaccine: is
18 polyethylene glycol (PEG) the culprit? *British journal of anaesthesia*.
19 2021;126(3):e106-e8.
- 20 33. Bonadonna P, Brockow K, Niedoszytko M, Elberink HO, Akin C, Nedoszytko
21 B, et al. COVID-19 Vaccination in Mastocytosis: Recommendations of the European
22 Competence Network on Mastocytosis (ECNM) and American Initiative in Mast Cell
23 Diseases (AIM). *J Allergy Clin Immunol Pract*. 2021;9(6):2139-44.

- 1 34. Rama TA, Moreira A, Castells M. mRNA COVID-19 vaccine is well tolerated
2 in patients with cutaneous and systemic mastocytosis with mast cell activation
3 symptoms and anaphylaxis. *J Allergy Clin Immunol*. 2021;147(3):877-8.
- 4 35. Ge S, Wang X, Hou Y, Lv Y, Wang C, He H. Repositioning of histamine H1
5 receptor antagonist: Doxepin inhibits viropexis of SARS-CoV-2 Spike pseudovirus by
6 blocking ACE2. *Eur J Pharmacol*. 2021; 896:173897.
- 7 36. Vila-Corcoles A, Ochoa-Gondar O, Satue-Gracia EM, Torrente-Fraga C,
8 Gomez-Bertomeu F, Vila-Rovira A, et al. Influence of prior comorbidities and chronic
9 medications use on the risk of COVID-19 in adults: a population-based cohort study in
10 Tarragona, Spain. *BMJ Open*. 2020;10(12):e041577.
- 11 37. Wolfson AR, Robinson LB, Li L, McMahon AE, Cogan AS, Fu X, et al. First-
12 Dose mRNA COVID-19 Vaccine Allergic Reactions: Limited Role for Excipient Skin
13 Testing. *J Allergy Clin Immunol Pract*. 2021;9(9):3308-20 e3.
- 14 38. Riad A, Pokorna A, Attia S, Klugarova J, Koscik M, Klugar M. Prevalence of
15 COVID-19 Vaccine Side Effects among Healthcare Workers in the Czech Republic. *J*
16 *Clin Med*. 2021;10(7).
- 17 39. Inoue S, Igarashi A, Morikane K, Hachiya O, Watanabe M, Kakehata S, et al.
18 Adverse reactions to BNT162b2 mRNA COVID-19 vaccine in medical staff with a
19 history of allergy. *Respir Investig*. 2021.
- 20 40. Sokolowska M, Eiwegger T, Ollert M, Torres MJ, Barber D, Del Giacco S, et al.
21 EAACI statement on the diagnosis, management and prevention of severe allergic
22 reactions to COVID-19 vaccines. *Allergy*. 2021;76(6):1629-39.
- 23 41. Caminati M, Guarnieri G, Senna G. Who Is Really at Risk for Anaphylaxis Due
24 to COVID-19 Vaccine? *Vaccines (Basel)*. 2021;9(1).

Table 1: Demographic, clinical and laboratory parameters of the study population and characteristics of LSE and SSE developing after COVID-19 vaccines

Parameters	Results	After 1st dose of COVID-19 vaccine n: 648	Results	After 2nd dose of COVID-19 vaccine n: 544	Results
Gender, Female, n %	446 (68.8)	LSE	227 (35)	LSE	104 (19.1)
Age, year	41 (18-86)	SSE	156 (24.1)	SSE	67 (12.3)
Atopy, n %	378 (58.3)	Type of LSE, n %		Type of LSE, n %	
Previous COVID-19 infection, n %	96 (14.8)	Redness	6 (0.9)	Redness	2 (0.4)
COVID-19 vaccines, n %		Local pain at injection site	225 (34.7)	Local pain at injection site	103 (18.9)
Pfizer-BioNTech	444 (68.5)	Swelling at injection site	19 (2.9)	Swelling at injection site	7 (1.3)
CoronoVac	204 (31.5)	Time of LSE, n %		Time of LSE, n %	
COVID-19 vaccine doses, n %		Hyper acute (in 30 minutes):	3 (0.5)	Hyper acute (in 30 minutes):	2 (1.9)
Single dose	104 (16)	Acute (in 4 hours):	50 (7.7)	Acute (in 4 hours):	16 (15.4)
Double dose	544 (84)	Late (After 4 hours):	174 (26.9)	Late (After 4 hours):	86 (82.7)
Premedications, n %	96 (14.8)	SSE after 1st dose of COVID-19 vaccine	156 (24.1)	SSE after 2nd dose of COVID-19 vaccine	67 (12.3)
Diagnosis, n %		Type of SSE, n %		Type of SSE, n %	
Asthma	148 (22.8)	Fatigue	94 (14.5)	Fatigue	49 (9.1)
Chronic urticaria	171 (26.5)	Arthralgia	62 (9.6)	Arthralgia	43 (7.9)
Allergic rhinitis	227 (35.2)	Myalgia	51 (7.9)	Myalgia	33 (6.1)
Contact dermatitis	9 (1.4)	Headache	60 (9.3)	Headache	28 (5.1)
Pruritus	62 (9.6)	Fever	45 (6.9)	Fever	21 (3.9)
Venom allergy	13 (2.0)	38 °C >	39 (6)	38 °C >	17 (3.2)
Drug allergy	18 (2.8)	38 °C <	6 (0.9)	38 °C <	4 (0.7)
		Urticaria/ Angioedema	11 (1.7)	Urticaria/ Angioedema	5 (0.9)
COVID-19 infection after vaccination	13 (2)	Dyspnea/ Wheezing	12 (1.9)	Dyspnea/ Wheezing	2 (0.4)
After 2 dose of Pfizer-BioNTech	6	Nausea/ Vomiting	14 (2.2)	Nausea/ Vomiting	4 (0.7)
After 2 dose of CoronoVac	6	Hypotension/ tachcardia/ syncope/ presyncope	13 (2)	Hypotension/ tachcardia/ syncope/ presyncope	3 (0.6)
After single dose of BioNTech	1	Time of SSE, n %		Time of SSE, n %	
		In 24 hours	63 (9.7)	In 24 hours	13 (2.4)
Anaphylaxis		24-72 hours	90 (13.9)	24-72 hours	53 (9.7)
After 1. dose	2 (0.3)	72h-7 days	2 (0.3)	72h-7 days	1 (0.2)
After 2. dose	-	After 7 days	1 (0.2)	After 7 days	-
		Treatment	44 (6.8)	Treatment	12 (2.2)

LSE: local side effects, SSE: systemic side effects, COVID-19: Coronavirus disease 2019

Table 2: Comparison of LSE and SSE reported after COVID-19 vaccines with demographic and clinical characteristics of patients

	After 1st dose of COVID-19 vaccines						After 2nd dose of COVID-19 vaccines					
	LSE (+) n: 227	LSE (-) n: 421	p	SSE (+) n: 156	SSE (-) n: 492	p	LSE (+) n: 104	LSE (-) n: 440	p	SSE (+) n: 67	SSE (-) n: 477	p
Gender, female, n (%)	167 (73.6)	279 (66.3)	0.056	119 (76.3)	327 (66.5)	0.021	74 (71.2)	294 (66.8)	0.395	51 (76.1)	317 (66.5)	0.113
Age, year	38 (17-71)	43 (17-86)	<0.001	40.50 (18-70)	41 (18-86)	0.463	40.5 (17-71)	42 (17-86)	0.264	40 (18-70)	42 (17-86)	0.487
Age (<50 year)	181 (79.7)	260 (61.8)	<0.001	119 (76.3)	322 (65.4)	0.012	78 (75.0)	281 (63.9)	0.031	52 (77.6)	307 (64.4)	0.032
Presence of atopy, n (%)	146 (64.3)	232 (55.1)	0.230	101 (64.7)	277 (56.3)	0.062	67 (64.4)	251 (57.0)	0.170	43 (64.2)	275 (57.7)	0.310
History of previous COVID-19 infection, n (%)	40 (17.6)	56 (13.3)	0.140	32 (20.5)	64 (13.0)	0.021	20 (19.2)	56 (12.7)	0.085	23 (34.2)	53 (11.1)	<0.001
Coronovac vaccine, n (%)	25 (11.0)	179 (42.5)	<0.001	19 (12.2)	185 (37.6)	<0.001	12 (11.5)	170 (38.6)	<0.001	8 (11.9)	174 (36.5)	<0.001
Pfizer-BioNTech vaccine, n (%)	202 (89)	242 (57.5)	<0.001	137 (87.8)	307 (62.4)	<0.001	92 (88.5)	270 (61.4)	<0.001	59 (88.1)	303 (63.5)	<0.001
Premedication, n (%)^o	55 (24.2)	41 (9.7)	<0.001	38 (24.4)	58 (11.8)	<0.001	31 (29.8)	24 (5.5)	<0.001	17 (25.4)	38 (8.0)	<0.001
Asthma, n (%)	42 (18.5)	106 (25.2)	0.053	37 (23.7)	111 (22.6)	0.764	19 (18.3)	114 (25.9)	0.103	16 (23.9)	117 (24.5)	0.908
Urticaria, n (%)	52 (22.9)	120 (28.5)	0.124	43 (27.6)	129 (26.2)	0.740	31 (29.8)	127 (28.9)	0.849	18 (26.9)	140 (29.4)	0.675
Rhinitis, n (%)	98 (43.2)	130 (30.9)	0.002	56 (35.9)	172 (35.0)	0.831	46 (44.2)	133 (30.2)	0.006	25 (37.3)	154 (32.3)	0.412
Pruritus, n (%)	27 (11.9)	35 (8.3)	0.139	16 (10.3)	46 (9.3)	0.737	6 (5.8)	34 (7.7)	0.491	7 (10.4)	33 (6.9)	0.300
Drug allergy, n (%)	3 (1.3)	15 (3.6)	0.132	2 (1.3)	16 (3.3)	0.267	2 (1.9)	16 (3.6)	0.380	2 (3.0)	16 (3.4)	0.874
Venom allergy, n (%)	4 (1.8)	9 (2.1)	0.745	3 (1.9)	10 (2.0)	0.932	1 (1.0)	9 (2.0)	0.459	1 (1.5)	9 (1.9)	0.822
Contact dermatitis, n (%)	3 (1.3)	6 (1.4)	0.914	1 (0.6)	8 (1.6)	0.360	1 (1.0)	7 (1.6)	0.632	0	8 (1.7)	0.604

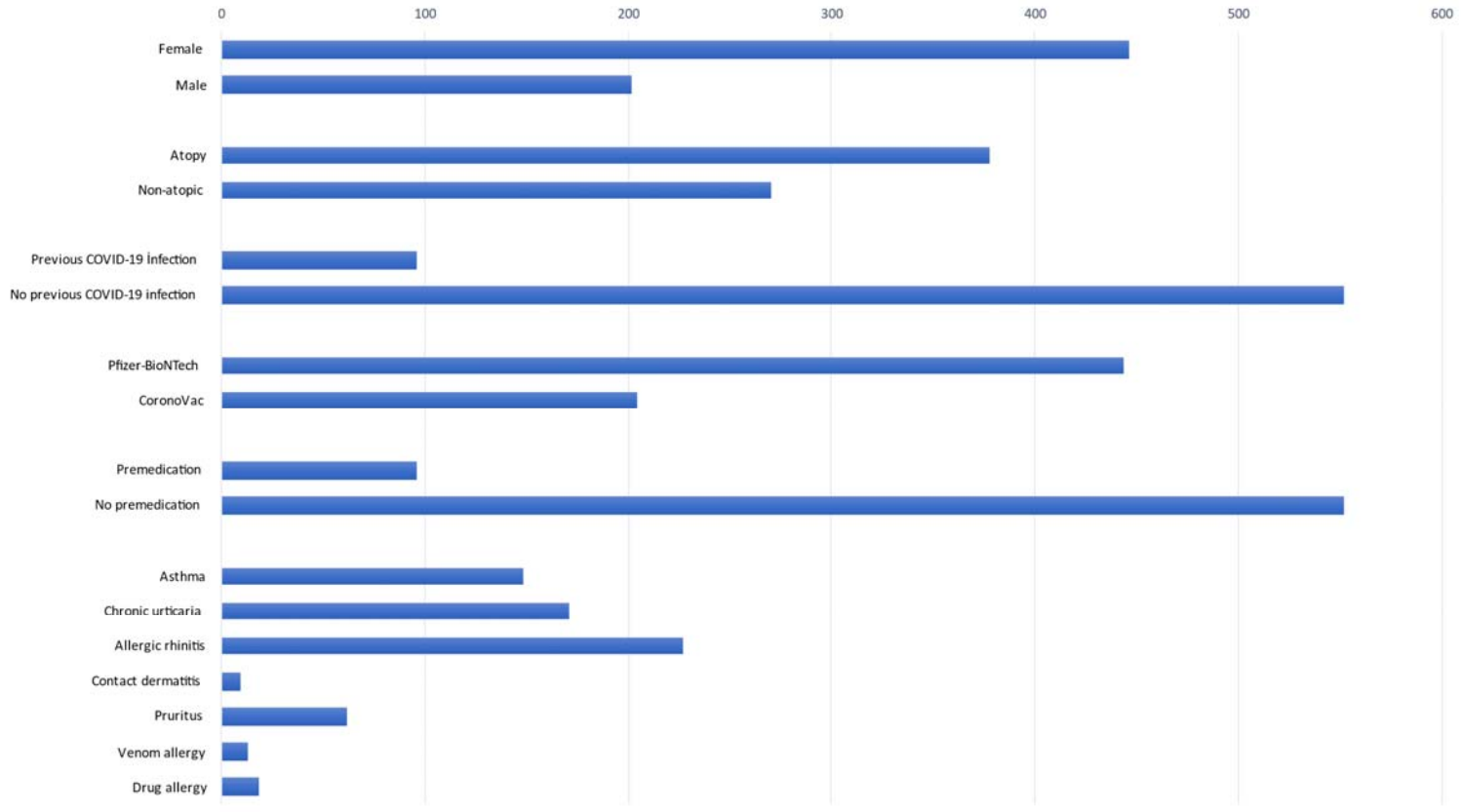
LSE: local side effects, SSE: systemic side effects, COVID-19: Coronavirus disease 2019, ^oPremedication before vaccination

Table 3: Univariate and multivariate binomial regression analyses demonstrating the relationship between baseline characteristics and SSEs after COVID-19 vaccines

Variables	SSE After 1st dose of COVID-19 vaccines				SSE After 2 nd dose of COVID-19 vaccines			
	Univariate Analysis		Multivariate Analysis		Univariate Analysis		Multivariate Analysis	
	OR (95% CI)	P value	OR (95% CI)	P-value	OR (95% CI)	P value	OR (95% CI)	P-value
Gender, female, n (%)	1.62 (1.073-2.454)	0.022	1.757 (1.143-2.702)	0.010	1.609 (0.889-2.911)	0.116	1.919 (1.017-3.621)	0.044
Age, year	0.993 (0.981-1.009)	0.264	0.999 (0.985-1.014)	0.917	0.993 (0.977-1.010)	0.410	-	-
Age (<50 year)	1.698 (1.123-2.566)	0.012	1.294 0(0.826-2.029)	0.261	1.920 (1.049-3.513)	0.034	1.753 (0.895-3.434)	0.102
Presence of atopy, n (%)	1.425 (0.981-2.071)	0.063	0.821 (0.552-1.221)	0.329	1.316 (0.774-2.239)	0.311	-	-
History of previous COVID-19 infection, n (%) *	1.726 (1.080-2.759)	0.023	1.762 (1.068-2.906)	0.026	4.182 (2.342-7.465)	<0.001	4.715 (2.526-8.802)	<0.001
Coronovac vaccine, n (%)	0.230 (0.138-0.385)	<0.001	0.225 (0.134-0.379)	<0.001	0.236 (0.110-0.506)	<0.001	0.223 (0.102-0.490)	<0.001
Pfizer-BioNTech vaccine, n (%)	4.345 (2.601-7.260)	<0.001	4.443 (2.640-7.476)	<0.001	4.235 (1.977-9.077)	<0.001	4.486 (2.043-9.850)	<0.001
Premedication, n (%) °	0.415 (0.263-0.655)	<0.001	0.454 (0.281-0.733)	<0.001	0.255 (0.134-0.484)	<0.001	0.280 (0.141-0.560)	<0.001
Asthma, n (%)	1.067 (0.698-1.633)	0.764	1.210 (0.772-1.897)	0.405	0.965 (0.530-1.757)	0.908	1.297 (0.669-2.515)	0.441
Urticaria, n (%)	1.071 (0.714-1.605)	0.740	1.196 (0.744-1.922)	0.461	0.884 (0.498-1.571)	0.675	2.987 (0.366-24.377)	0.307
Rhinitis, n (%)	1.042 (0.715-1.517)	0.831	2.207 (0.729-6.683)	0.161	1.248 (0.734-2.123)	0.413	1.243 (0.615-2.511)	0.544
Pruritus, n (%)	1.108 (0.608-2.018)	0.737	1.254 (0.656-2.398)	0.493	1.570 (0.665-3.706)	0.304	1.886 (0.734-4.847)	0.188
Drug allergy, n (%)	0.386 (0.088-1.699)	0.208	-	-	0.788 (0.098-6.319)	0.874	-	-
Venom allergy, n (%)	0.945 (0.257-3.478)	0.932	-	-	-	-	-	-
Contact dermatitis, n (%)	0.390 (0.048-3.145)	0.377	-	-	-	-	-	-

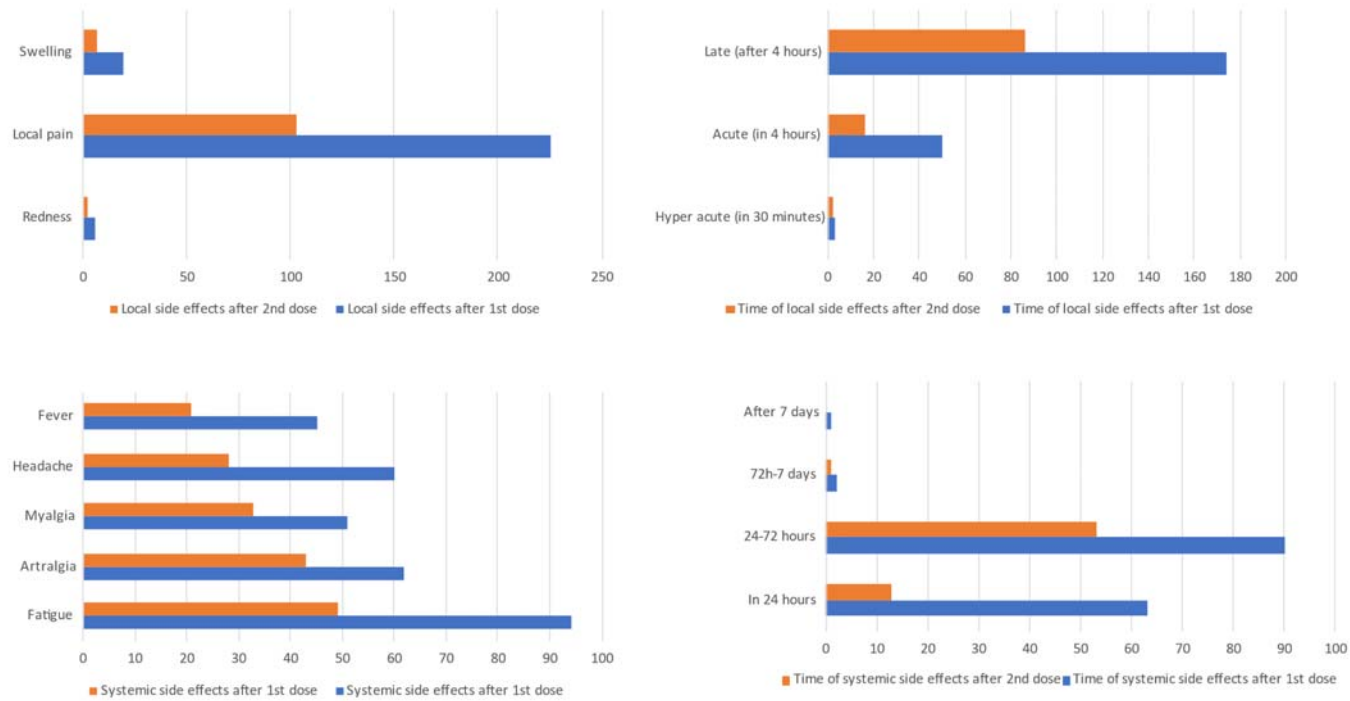
SSE: systemic side effects, COVID: 2019 novel coronavirus, SSE: systemic side effects, *: COVID-19 infection status before vaccination, °Premedication before vaccination

Figure 1: Demographic and clinical parameters of study population



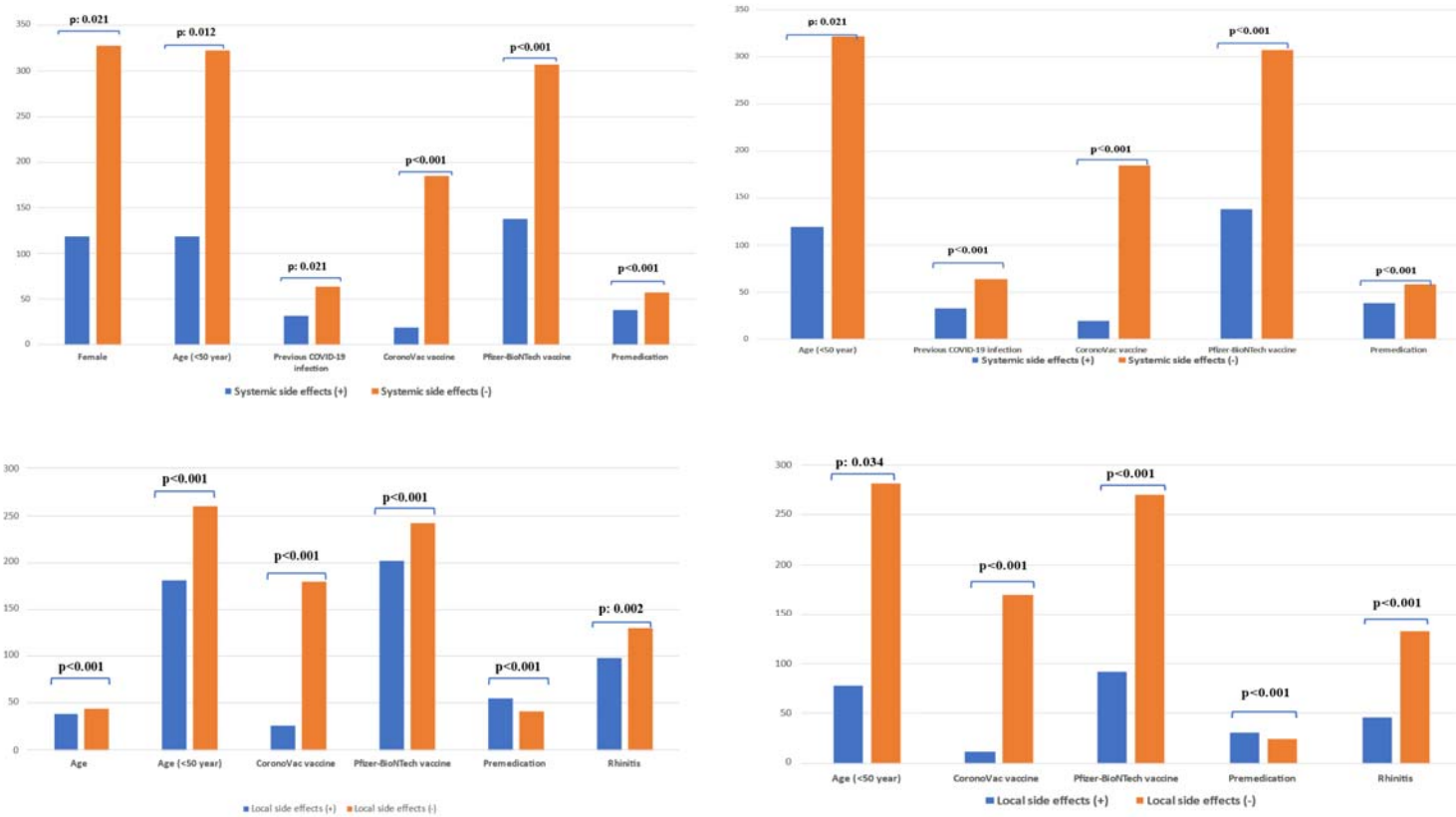
COVID-19: Coronavirus disease 2019

Figure 2: Properties of LSE and SSE after first and second dose of COVID-19 Vaccine



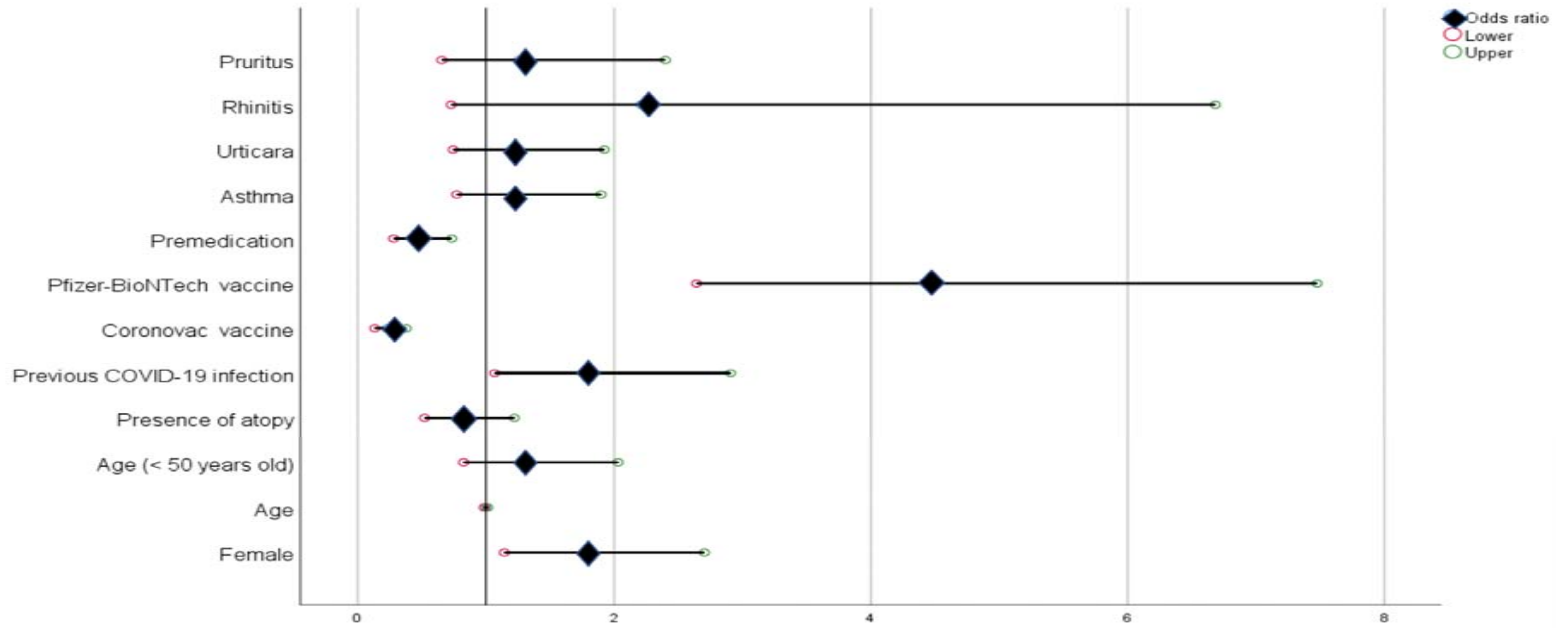
LSE: Local side effects, SSE: Systemic side effects, COVID-19: Coronavirus disease 2019

Figure 3: Comparison of LSE and SSE reported after COVID-19 vaccines with demographic and clinical characteristics of patients



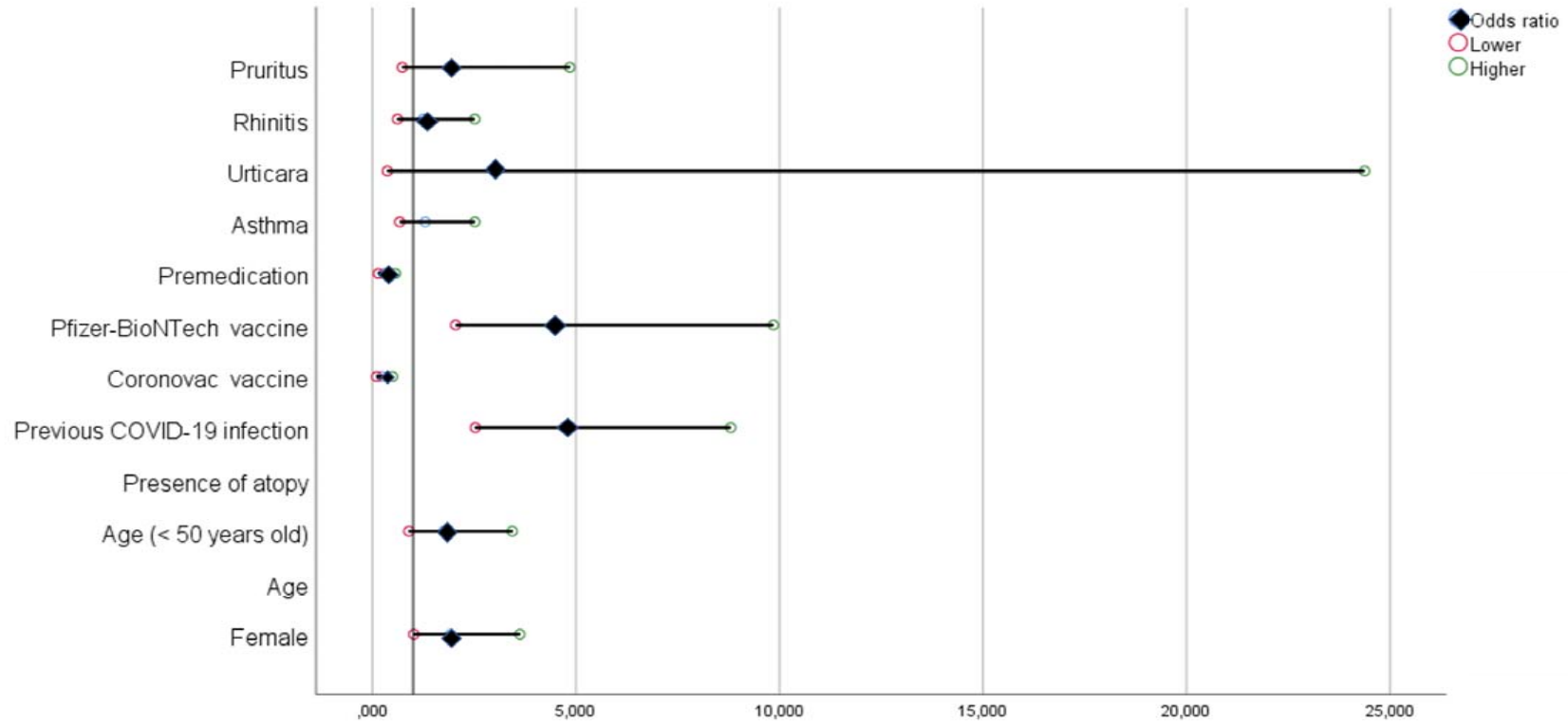
LSE: Local side effects, SSE: Systemic side effects, COVID-19: Coronavirus disease 2019

Figure 4: Independent predictors for SSE after first dose of COVID-19 vaccine



SSE: Systemic side effects, COVID-19: Coronavirus disease 2019

Figure 5: Independent predictors for SSE after second dose of COVID-19 vaccine



LSE: Local side effects, SSE: Systemic side effects, COVID-19: Coronavirus disease 2019