

1 **Elevated COVID-19 Case Rates of Government Employees, District of Columbia, 2020-22**

2 Xinyi Hua, MPH, Jingjing Yin, PhD, Isaac C. H. Fung, PhD*

3 ORCID: Xinyi Hua: 0000-0001-9368-1228; Isaac C. H. Fung: 0000-0001-5496-2529

4 Author affiliations: Georgia Southern University, Statesboro, Georgia, USA (X. Hua, J. Yin, I.
5 C. H. Fung)

6 *Corresponding author: Isaac C. H. Fung, PhD, Department of Biostatistics, Epidemiology and
7 Environmental Health Sciences, Jiann-Ping Hsu College of Public Health, PO Box 7989,
8 Georgia Southern University, Statesboro, GA 30460, USA. Email: cfung@georgiasouthern.edu
9 Telephone: 912-478-5079

10 **Manuscript category:** Research Letter

11 **Abstract word count:** 50 (max. 50); **Text word count:** 691

12 **Figure:** 1; **Table:** 1

13 **Conflicts of interest statement:** We have no conflicts of interest to declare.

14 **Funding:** We do not receive any external funding to conduct this study.

15 **Ethics:** The Georgia Southern University Institutional Review Board made a non-human subject
16 determination for this project (H20364) under the G8 exemption category according to the Code
17 of Federal Regulations Title 45 Part 46.

18 **Article summary line:** Government employees from five D.C. departments, especially fire
19 fighters and police officers, experienced higher COVID-19 case rates than D.C. residents.

20 **Running title:** COVID-19 Case Rates of D.C. Government Employees

21 *Abstract (50, max.50)*

22 The rate ratios of COVID-19 cases among 5 District of Columbia departments' personnel with
23 reference to D.C. residents were found greater than one from March 2020 to early January 2022,
24 suggesting higher case rates for emergency responders and frontline personnel than for general
25 population. Vaccination is highly recommended.

26

27 **Keywords:** COVID-19, District of Columbia, emergency responders, occupational health

28

29 Due to high frequency of human contacts, a higher rate of Coronavirus Disease 2019 (COVID-
30 19) cases may be observed among first responders and essential workers than in the general
31 population (1). Here, we estimated the rate ratios (RR) of COVID-19 cases among personnel
32 from seven District of Columbia (D.C.) departments with reference to D.C. residents.

33

34 Downloaded from the D.C. COVID-19 surveillance repository (2), the dataset contained the
35 number of personnel tested positive by reported date. Seven departments were selected for
36 analysis: Fire and Emergency Medical Services Department (FEMS), Metropolitan Police
37 Department (MPD), Department of Corrections (DOC), Department of Youth Rehabilitation
38 Services (DYRS), the Office of Unified Communications (OUC), the Child and Family Services
39 Agency (CFSA), and Department of Motor Vehicle (DMV). We used the full-time equivalent
40 hours reported to estimate the employee number in each department in 2020 and 2021 (3).

41

42 With the reported case number as the dependent variable, we applied Poisson regression models
43 with person-day as the offset to calculate the COVID-19 case RR by department, using D.C.

44 residents as the reference. We assessed the RR over the entire study period (3/7/2020-1/3/2022),
45 and in four distinct time periods: before COVID-19 vaccination (3/7/2020-12/14/2020), until
46 50% of D.C. residents were fully vaccinated (12/15/2020-6/14/2021), before 5-to-11-year-olds
47 were eligible for COVID-19 vaccination (6/15/2021-11/2/2021), and when vaccine was available
48 to 5-to-11-year-olds and Omicron became the dominant variant (11/3/2021-1/3/2022) (4).
49 Statistical analysis was performed using R 4.0.3 (R Core Team, R Foundation for Statistical
50 Computing, Vienna, Austria). The Georgia Southern University Institutional Review Board
51 made a non-human subject determination for this project (H20364) under the G8 exemption
52 category according to the Code of Federal Regulations Title 45 Part 46.
53
54 Five D.C. departments had higher COVID-19 case rate than D.C. residents from March 7, 2020,
55 through January 3, 2022 (**Figure 1, Table 1**). FEMS employees' case rate was three times that of
56 the general population (RR=3.37; 95% CI, 3.17, 3.57). This was followed by DOC (2.67; 95%
57 CI, 2.45, 2.91), OUC (2.23; 95% CI, 1.87, 2.63) and MPD (2.04; 95% CI, 1.93, 2.14). Stratified
58 by pandemic stages, the RR changed over time. For example, the RR of DOC dropped from 2.88
59 (95% CI, 2.41, 3.41) before vaccine roll-out to 1.76 (95% CI, 1.41, 2.17) after vaccine roll-out to
60 1.09 (0.76, 1.51) after 50% of D.C. residents have been fully vaccinated, and increased to 3.54
61 (95% CI, 3.15, 3.97) as Omicron variant became dominant. Noteworthy was the observation that
62 after 50% of D.C. residents were fully vaccinated (3rd time-period), only three departments had
63 statistically significant elevated case rates: FEMS (2.47; 95% CI, 2.05, 2.94), OUC (1.83; 95%
64 CI, 1.08, 2.89) and MPD (1.56; 95% CI, 1.33, 1.81). As Omicron variant spread rapidly in D.C.
65 (4th time-period), five D.C. departments had statistically significant elevated case rates: FEMS

66 (4.20; 95% CI, 3.86, 4.56), DOC (3.54; 95% CI, 3.15, 3.97), OUC (2.54; 95% CI, 1.95, 3.25),
67 MPD (2.05; 95% CI, 1.89, 2.22), and DYRS (1.71; 95% CI, 1.30, 2.19).

68
69 Gradual decline in RR was observed in some departments such as DOC. This might reflect DOC
70 effort to suppress COVID-19 transmission among its staff and residents as described elsewhere
71 (5). However, DOC had a major surge among its personnel and residents when the Omicron
72 variant was rapidly spreading in D.C. in the 4th time period (6).

73
74 The estimated RR of FEMS and MPD were consistently greater than one, both overall and by
75 each time period, reflecting that their employees have been on the front lines of providing
76 support and services to the local community as the pandemic continues. Overall, personnel from
77 five out of seven D.C. departments experienced higher COVID-19 case rates than D.C. residents.

78
79 Our study had limitations. First, the data were analyzed by report date as symptoms onset date
80 was unavailable. Second, asymptotically infected individuals might not get tested; case rate is
81 an underestimate of the underlying infection rate. Third, gender and age-specific RR by
82 occupation were unavailable as such demographic information of D.C. governmental employees
83 was not publicly available.

84
85 Five D.C. departments had occupation-specific elevated COVID-19 case rates in 2020-22.
86 Government employees providing service in the front lines should consider vaccination
87 (including boosters) to protect themselves against COVID-19.

88

89 **First author's bio:** Ms. Xinyi Hua is a doctoral student in epidemiology at Georgia Southern
90 University. Her research interest is in infectious disease epidemiology.

91
92 **References (max. 10)**

- 93
94 1. McGuire SS, Klassen AB, Heywood J, Sztajnkrzyer MD. Prevalence of COVID-19 IgG
95 Antibodies in a Cohort of Municipal First Responders. *Prehosp Disaster Med.* 2021
96 Apr;36(2):131-4.
- 97 2. The Government of the District of Columbia. COVID-19 Surveillance 2021 [cited 2022
98 January 5]; Available from: <https://coronavirus.dc.gov/data>
- 99 3. The Government of District of Columbia. FY 2022 Proposed Budget and Financial Plan
100 2021 [cited 2021 November 15, 2021]; Available from:
101 [https://cfo.dc.gov/sites/default/files/dc/sites/ocfo/publication/attachments/DC-GOVT-FY-](https://cfo.dc.gov/sites/default/files/dc/sites/ocfo/publication/attachments/DC-GOVT-FY-2022-BUDGET-VOLUME-1.pdf)
102 [2022-BUDGET-VOLUME-1.pdf](https://cfo.dc.gov/sites/default/files/dc/sites/ocfo/publication/attachments/DC-GOVT-FY-2022-BUDGET-VOLUME-1.pdf)
- 103 4. Centers for Disease Control and Prevention. COVID Data Tracker: Variant Proportions.
104 2022 [cited 2022 January 4]; Available from: [https://covid.cdc.gov/covid-data-](https://covid.cdc.gov/covid-data-tracker/#variant-proportions)
105 [tracker/#variant-proportions](https://covid.cdc.gov/covid-data-tracker/#variant-proportions)
- 106 5. Epting ME, Pluznik JA, Levano SR, Hua X, Fung ICH, Jordan B, et al. Aiming for Zero:
107 Reducing Transmission of Coronavirus Disease 2019 in the D.C. Department of
108 Corrections. *Open Forum Infect Dis.* 2021 Dec;8(12):ofab547.
- 109 6. Gathright J. COVID-19 cases are surging at the D.C. jail 2021 [cited 2021 December
110 27]; Available from: <https://dcist.com/story/21/12/22/dc-jail-covid-surge/>
- 111 7. Trujillo B. DC Annouces First Known Cases of COVID-19 Omicron Variant; 4 Test
112 Positive. 2021 [cited 2022 January 3]; Available from:
113 [https://www.nbcwashington.com/news/coronavirus/local-impact/dc-announces-first-](https://www.nbcwashington.com/news/coronavirus/local-impact/dc-announces-first-known-cases-of-covid-19-omicron-variant-4-test-positive/2908053/)
114 [known-cases-of-covid-19-omicron-variant-4-test-positive/2908053/](https://www.nbcwashington.com/news/coronavirus/local-impact/dc-announces-first-known-cases-of-covid-19-omicron-variant-4-test-positive/2908053/)

115
116
117
118
119
120
121
122
123
124

125 **Table 1.** The rate ratio (RR) of COVID-19 cases of seven District of Columbia departments, from March 7th, 2020, to January 3rd, 2022.
 126

Departments	3/7/2020 - 12/14/2020		12/15/2020 - 6/14/2021		6/15/2021 - 11/2/2021		11/3/2021- 1/3/2022		3/7/2020 - 1/3/2022 (Overall)	
	RR	95% CI	RR	95% CI	RR	95% CI	RR	95% CI	RR	95% CI
<i>Fire and Emergency Medical Services</i>	3.3408	(2.9448, 3.7710)	2.3935	(2.0605, 2.7609)	2.4689	(2.0534, 2.9375)	4.2004	(3.8561, 4.5649)	3.3705	(3.1745, 3.5744)
<i>Metropolitan Police Department</i>	2.3332	(2.1066, 2.5758)	1.9385	(1.7316, 2.1614)	1.5578	(1.3309, 1.8093)	2.0501	(1.8863, 2.2233)	2.0371	(1.9332, 2.1447)
<i>Department of Corrections</i>	2.8761	(2.4052, 3.4051)	1.7642	(1.4089, 2.1749)	1.0905	(0.7592, 1.5066)	3.5442	(3.1473, 3.9734)	2.6732	(2.4511, 2.9084)
<i>Youth Rehabilitation Services</i>	1.9303	(1.3858, 2.6018)	1.8721	(1.3315, 2.5425)	0.7038	(0.3381, 1.2689)	1.7069	(1.3042, 2.1851)	1.6614	(1.4036, 1.9490)
<i>Office of Unified Communications</i>	1.4653	(0.9244, 2.1847)	2.7338	(1.9444, 3.7127)	1.8336	(1.0752, 2.8850)	2.5445	(1.9489, 3.2508)	2.2259	(1.8686, 2.6262)
<i>Child and Family Services Agency</i>	0.6249	(0.3788, 0.9597)	1.4248	(1.0317, 1.9070)	0.7504	(0.4226, 1.2151)	1.0297	(0.7715, 1.3377)	0.9974	(0.8319, 1.1835)
<i>Department of Motor Vehicles</i>	1.7649	(1.0350, 2.7767)	1.7313	(1.0153, 2.7239)	0.4997	(0.1243, 1.2955)	0.3134	(0.1124, 0.6737)	1.0095	(0.7280, 1.3555)

- 127
- 128
- 129
- 130
- 131
- 132
- 133
- 134
- 135
1. Residents of D.C. were used as the reference group.
 2. The first COVID-19 case in D.C. was reported on March 7th, 2020.
 3. The first dose of the Pfizer-BioNTech COVID-19 vaccination was administered in the United States on December 15th, 2020.
 4. Fifty percent of the D.C. residents were considered fully vaccinated on June 14th, 2021.
 5. The Centers for Disease Control and Prevention’s Advisory Committee on Immunization Practices made an interim recommendation to use the Pfizer-BioNTech COVID-19 vaccine in teens aged 12 to 15 years on May 12th, 2021, and in children aged 5 to 11 years on November 2nd, 2021.
 6. The first cases of Omicron variant in D.C. were announced on December 13th, 2021 (7).

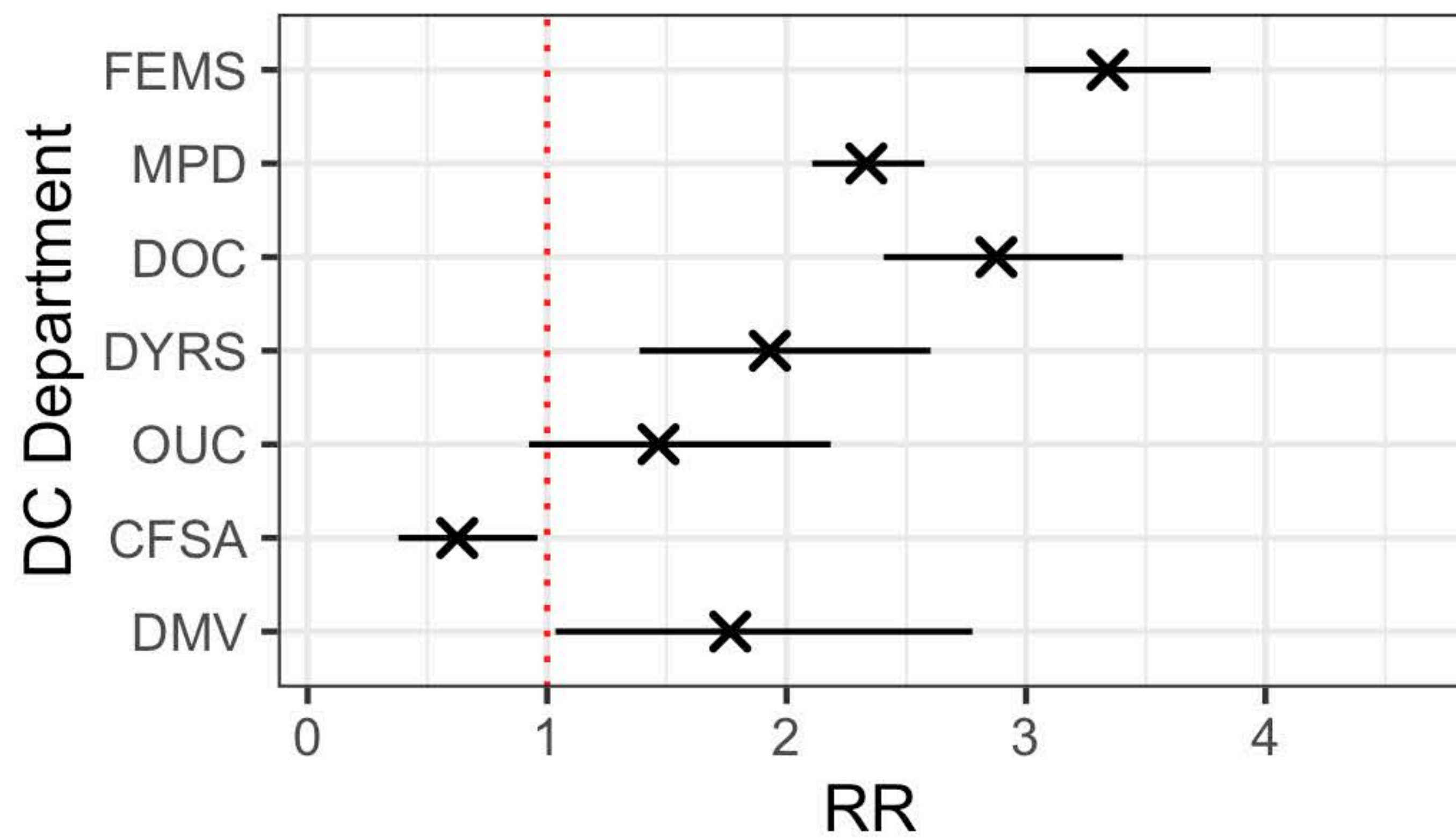
136 **Figure Legend**

137

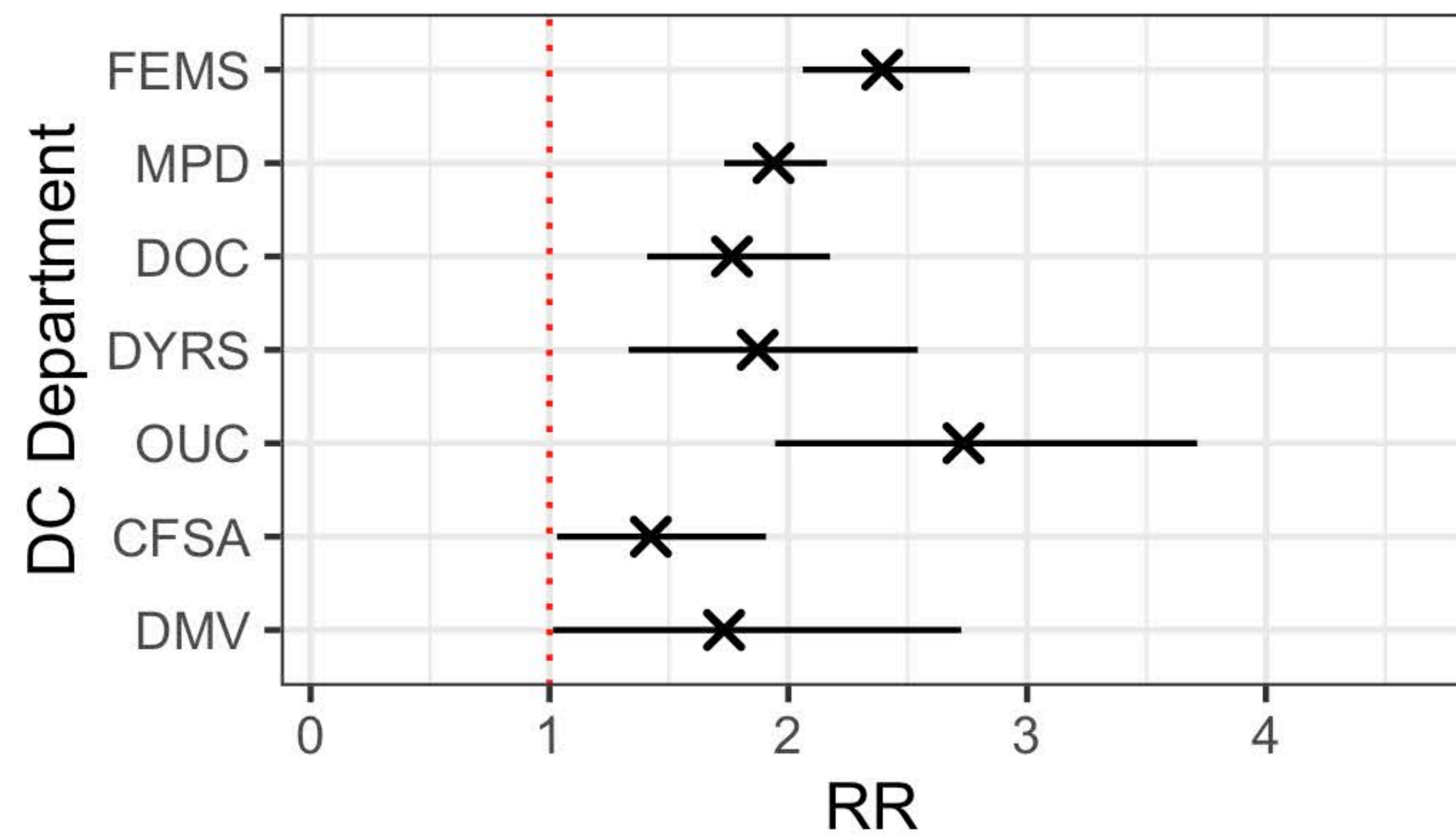
138 **Figure 1:** The rate ratio (cross) and 95% confidence intervals (bar) of COVID-19 case rates for seven
139 District of Columbia departments for five selected time intervals: March 7th, 2020-December 14th, 2020,
140 December 15th, 2020-June 14th, 2021, June 15th, 2021-November 2nd, 2021, November 3rd, 2021-January
141 3rd, 2022, and March 7th, 2020-January 3rd, 2022. The departments analyzed were: Fire and Emergency
142 Medical Services Department (FEMS), Metropolitan Police Department (MPD), Department of
143 Corrections (DOC), Department of Youth Rehabilitation Services (DYRS), the Office of Unified
144 Communications (OUC), the Child and Family Services Agency (CFSA), and Department of Motor
145 Vehicle (DMV).

146

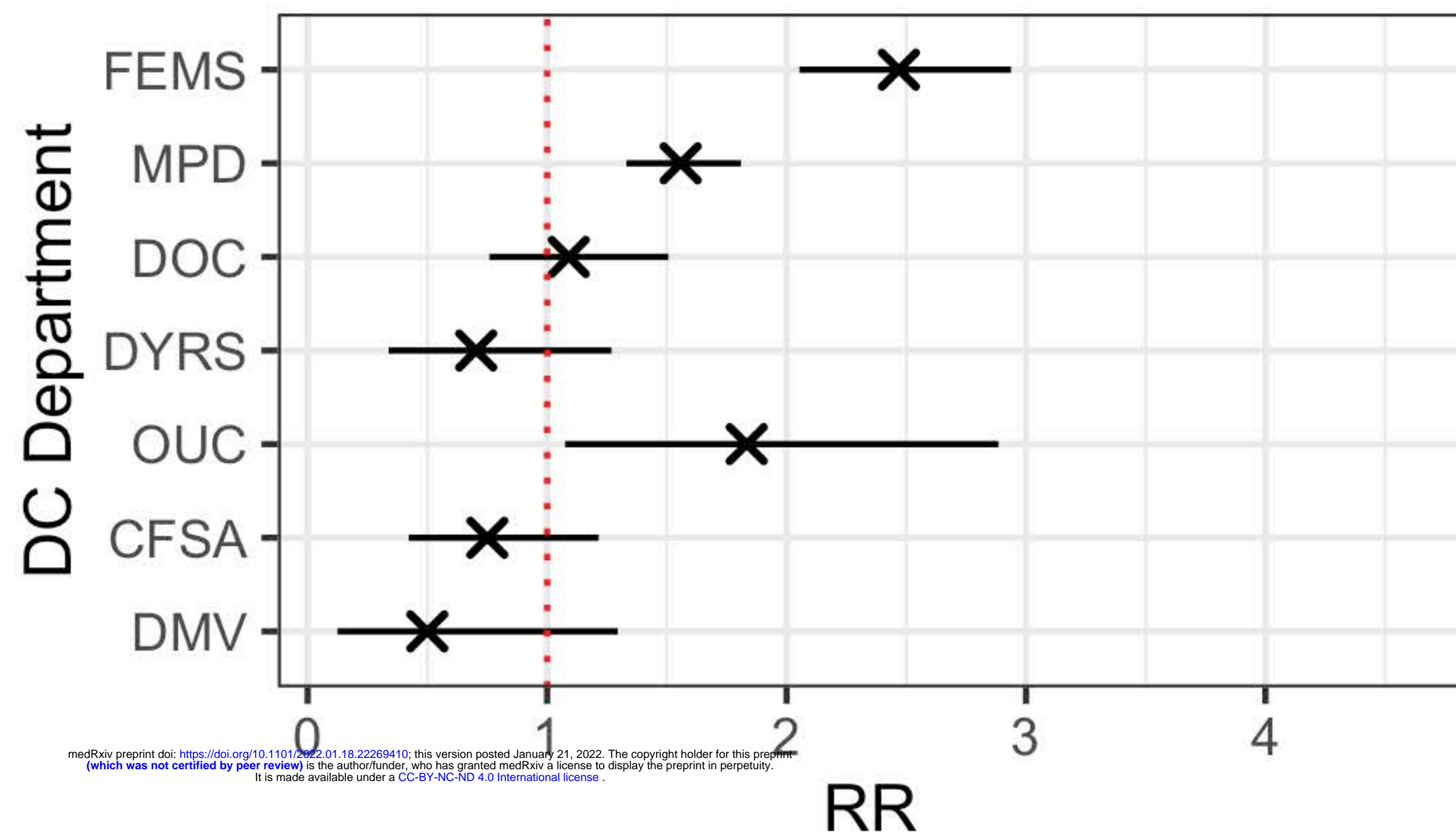
RR 03/07~12/14/2020



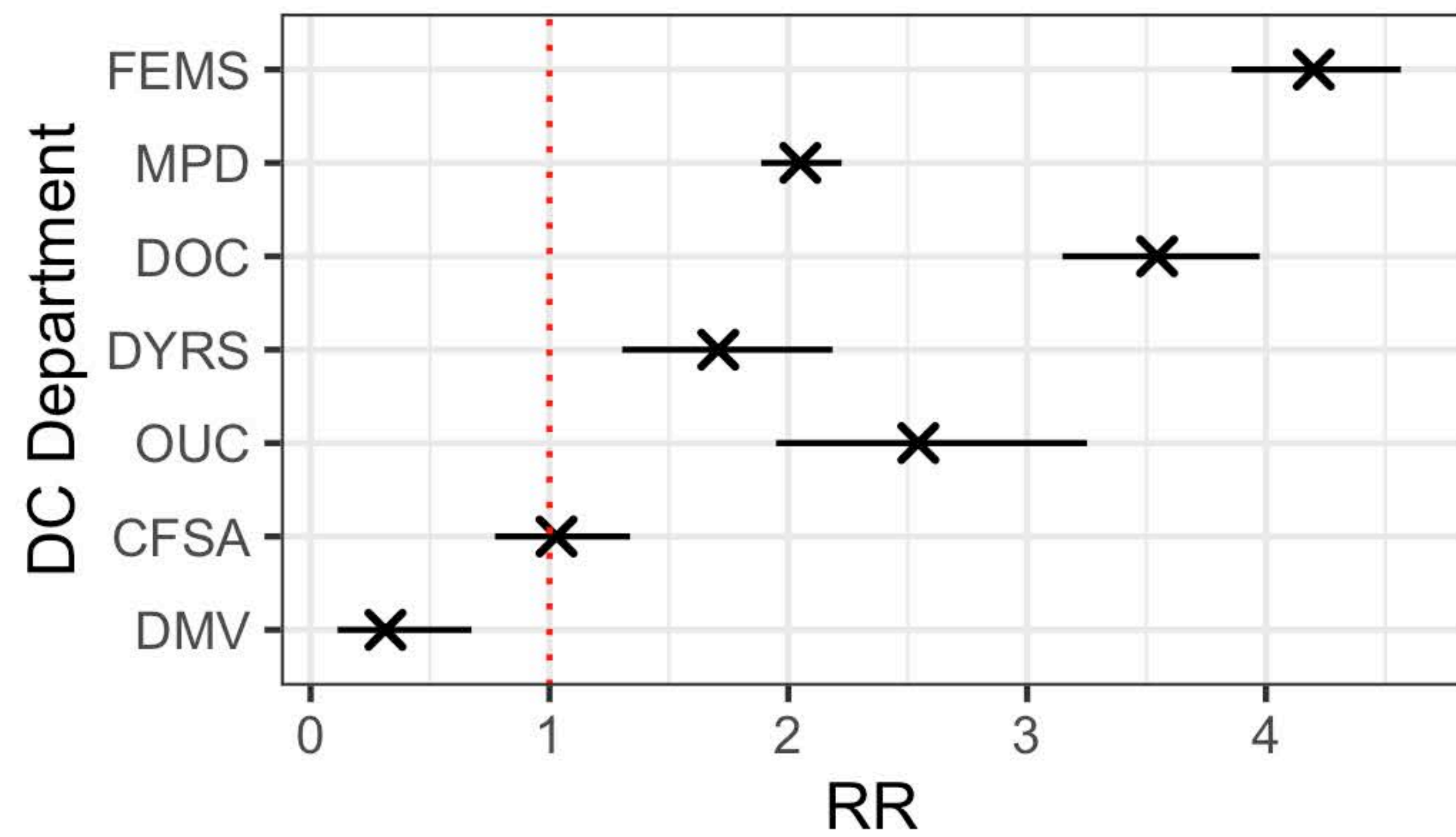
RR 12/25/2020~06/14/2021



RR 06/15~11/02/2021



RR 11/03/2021~01/03/2022



medRxiv preprint doi: <https://doi.org/10.1101/2022.01.18.22269410>; this version posted January 21, 2022. The copyright holder for this preprint (which was not certified by peer review) is the author/funder, who has granted medRxiv a license to display the preprint in perpetuity. It is made available under a [CC-BY-NC-ND 4.0 International license](https://creativecommons.org/licenses/by-nc-nd/4.0/).

RR Overall 03/07/2020~01/03/2022

