

1 **Title: Individualized exercise in chronic non-specific low back pain: a systematic review with**
2 **meta-analysis on the effects of exercise alone or in combination with psychological**
3 **interventions on pain and disability**

4

5 **Author names and affiliations:**

6 Johannes Fleckenstein^a,

7 Philipp Flössel^b,

8 Tilman Engel^c,

9 Laura Klewinghaus^d,

10 Josefine Stoll^c,

11 Martin Behrens^{e,f},

12 Daniel Niederer^a

13

14 ^aGoethe-University Frankfurt, Institute of Sports Sciences, Department of Sports Medicine and
15 Exercise Physiology, Ginnheimer Landstr. 39, 60487 Frankfurt am Main

16 ^bUniversity Center for Orthopaedic and Trauma Surgery, University Hospital Carl Gustav Carus,
17 Fetscherstr. 74, 01307 Dresden, Germany

18 ^cUniversity of Potsdam, University Outpatient Clinic, Sports Medicine and Sports Orthopedics, Am
19 Neuen Palais 10, 14469 Potsdam, Germany

20 ^dUniversity of Wuppertal, Department of Clinical Psychology and Psychotherapy, Max-Horkheimer-Str.
21 20, 42119 Wuppertal, Germany

22 ^eDepartment of Sport Science, Institute III, Otto-von-Guericke University Magdeburg, Magdeburg
23 39104, Germany

24 ^fDepartment of Orthopaedics, University Medicine Rostock, Doberaner Str. 142, 18057 Rostock,
25 Germany

26

27 **Corresponding author:**

28 Johannes Fleckenstein, Goethe-University Frankfurt, Institute of Sports Sciences, Department of
29 Sports Medicine and Exercise Physiology, Ginnheimer Landstr. 39, 60487 Frankfurt am Main,
30 Germany, phone: +49 (0)69 798 24484, mail: johannes.fleckenstein@sport.uni-frankfurt.de

31

32 **Contributorship**

33 All authors contributed to the planning of the study. JF, PF and DN conducted the study, JF wrote and
34 DN analysed data, JF wrote the first draft of the manuscript. All authors read, revised and approved
35 the manuscript.

36 JF accepts full responsibility for the work and/or the conduct of the study, has access to the data, and
37 controlled the decision to publish.

38 The corresponding author attests that all listed authors meet authorship criteria and that no others
39 meeting the criteria have been omitted.

40

41 **Conflict of interest**

42 JF received honorary for scientific counselling from the German Medical Acupuncture Association. All
43 other authors declare no conflict of interest.

44

45 **Funding**

46 This research did not receive any specific grant from funding agencies in the public, commercial, or
47 not-for-profit sectors.

48

49 ABSTRACT

50 This systematic review with meta-analysis and meta-regression investigated the effects of
51 individualized exercise interventions consisting with or without combined psychological intervention on
52 pain intensity and disability in patients with chronic non-specific low-back-pain. Databases were
53 searched up to 31 January 2022 and we selected randomized controlled trials involving adults with
54 chronic non-specific low-back-pain being treated with individualized/personalized/stratified exercise
55 interventions with or without psychological treatment compared to any control.

56 Fifty-eight studies (n = 10084) were included.

57 At short-term follow-up (12 weeks), low-certainty evidence for pain intensity (SMD -0.28 [95%CI -0.42
58 to -0.14]) and very low-certainty evidence for disability (-0.17 [-0.31 to -0.02]) indicates effects of
59 individualized versus active exercises, and very low-certainty evidence for pain intensity (-0.40; [-0.58
60 to -0.22]), but not (low-certainty evidence) for disability (-0.18; [-0.22 to 0.01]) compared to passive
61 controls.

62 At long-term follow-up (1 year), moderate-certainty evidence for pain intensity (-0.14 [-0.22 to -0.07])
63 and disability (-0.20 [-0.30 to -0.10]) indicates effects versus passive controls.

64 Sensitivity analyses indicates that the effects on pain, but not on disability (always short-term and
65 versus active treatments) were robust. Pain reduction caused by individualized exercise treatments in
66 combination with psychological interventions (in particular behavioural-cognitive therapies) (-0.28 [-
67 0.42 to -0.14], low certainty) is of clinical importance.

68 Certainty of evidence was downgraded mainly due to evidence of risk of bias, publication bias and
69 inconsistency that could not be explained.

70 Individualized exercise can be recommended from a clinical point of view to treat pain and disability in
71 chronic non-specific low-back-pain. Sub-group analysis suggests a combination of individualized
72 exercise (especially motor-control based treatments) with behavioural therapy interventions to booster
73 effects. Certainty of evidence was moderate for long-term follow-up.

74 PROSPERO registration: CRD42021247331

75

76 **Keywords:** sports medicine; pain therapy; spine; multimodal; integrative medicine

77 Introduction

78 Back pain, in particular chronic non-specific low back pain, is one of the most serious public-health
79 problems worldwide.²¹ Its global median 1-year period prevalence in the adult population is around
80 37%.²¹ Together with the consequences of low back pain, such as loss of labour productivity or rates
81 of hospital admissions, this high number of involved people results in tremendous direct and indirect
82 costs for societies' healthcare systems and economies.⁶⁴ For those affected, pain symptoms are often
83 accompanied by functional limitations and decreased performance, substantially deteriorating the
84 quality of their individual and family lives.^{57, 63}

85 Exercise therapy and psychological (especially cognitive behavioural) therapy, both as stand-alone
86 treatments but especially in combination, are considered being effective in the treatment of chronic
87 low back pain.⁴⁵ Still, current research reveals only relatively small and heterogeneous effects when
88 combining exercise and cognitive-behavioural therapies.^{19, 22, 25} This is likely to be attributed to inter-
89 individual heterogeneities in the effects.³³ Stratified or even individualized/personalized therapies may
90 be the potential key to increase the (group and individual) therapeutic effect.²³ On a somatic-biological
91 level, patients with low back pain predominantly present deficits in motor control strategies, though
92 varying in its characteristics between individuals.^{40, 59} On a psychosocial level, dysfunctional cognition
93 (fear-avoidance-beliefs, catastrophizing) and dysfunctional pain behaviour (kinesiophobia) are known
94 risk factors for chronification or for a worsening of symptoms in chronic low back pain.^{39, 55}

95
96 Functional strength/restoration, coordination (Pilates, McKenzie) and stabilization training are, based
97 on meta-analytic evidence on comparative effectiveness, likely to be the most effective types of
98 exercise in the management of chronic non-specific low back pain.^{23, 42} Simply and mechanistically
99 expressed, all these training modalities improve motor control.⁵⁹ Unfortunately, such effects are only of
100 limited validity for the affected individuals due to the presence of heterogeneous influencing
101 psychosocial factors in group analyses.⁴² The latter has been addressed by a variety of validated
102 individualized psychological interventions against chronic low back pain. A prominent approach is the
103 STarT Back Screening Tool, used to classify patients with low back pain into tailored focus therapy
104 groups (exercises and cognitive-behavioural strategies) based on bio-psycho-social factors.²⁷
105 Stratification, or even better personalisation/individualisation of exercise and psychological
106 interventions may consequently lead to better therapeutic outcomes (fewer days of illness,
107 improvement of symptomatology) than mono-interventions or, even non-personalized therapies only.¹⁵

108 ³²
109 Consequently, individualized exercise with or without psychological interventions were investigated by
110 a large number of clinical trials. However, individualisation as an independent variable defining
111 exercise has not been assessed on a meta-analytical level before. There is one recently published
112 review analysing the effects of classification-based exercise to treat chronic low back pain,⁵⁶ showing
113 small and no meaningful effects. However, this study focussed on classification systems and not on
114 exercise that was individualized based on the patient's needs. In addition, exercise was often
115 combined with psychological interventions, which may have impacted the overall outcomes.
116 Consequently, the aim of this systematic review with meta-analysis and -regression is to qualify and
117 quantify the effects of individualized exercises as mono-therapies, or in combination with cognitive or

118 behavioural types of psychological interventions. Adding many sensitivity analysis allows to distinguish
119 active and passive controls, and to differentiate the type of individualized exercise. This consolidates
120 previous knowledge and builds a bridge to known effects such as the above mentioned classification
121 systems⁵⁶ or classical exercise.²²

122

123

124 **Methods**

125 The systematic review with meta-analysis and meta-regression protocol was developed using
126 guidance from the Preferred Reporting Items for Systematic Review and Meta-Analysis Protocols
127 (PRISMA-P) statement,³⁶ registered in the PROSPERO database (CRD42021247331, Date of
128 registration in PROSPERO: 10 May 2021, Date of first submission: 09 April 2021, update 10 February
129 2022, available at: https://www.crd.york.ac.uk/prospero/display_record.php?RecordID=247331).

130

131 Studies were identified by searching multiple databases, including PubMed, Cochrane Central
132 Register of Controlled Trials, EMBASE, Clarivate Web of Science, and Google Scholar from their
133 inception to March 2021. The search terms were identified after preliminary searches of the literature
134 and by comparing them against previous systematic reviews. A sensitive search strategy was used
135 based on the recommendations of the Cochrane Back and Neck Group for 'randomized controlled
136 trials' (RCT) and 'low back pain',¹⁴ combined with search terms for 'exercise'. The full search strategy
137 is presented in the supplementary data appendix B. In addition, reference lists of relevant reviews and
138 included RCTs were manually searched, and citation tracking of all included trials was performed. A
139 grey literature search in google scholar was further performed. The searches and inclusion criteria
140 were restricted to English, German, French, Spanish, and Italian.

141 We tested the eligibility criteria by piloting a small sample (10 trials). Two independent researchers
142 (JF, PF) screened titles and abstracts of the publications retrieved by the search strategy and
143 assessed the full texts for potential inclusion. Studies not meeting the inclusion criteria were
144 discarded. Disagreements between researchers were resolved by discussion and consultation with a
145 third reviewer (DN), if necessary.

146 For the sake of brevity, the term (chronic) low back pain in this manuscript refers to chronic non-
147 specific low back pain if not stated otherwise.

148

149 Eligibility criteria:

150 This study followed the participants, interventions, comparisons, outcomes, and study design (PICOS)
151 framework.

152

153 Population

154 The population of interest was patients suffering from chronic non-specific low back pain that have
155 been treated with any approach of stratified, personalized and/or individualized exercise. Chronic non-
156 specific low back pain is defined as pain without a known pathoanatomical cause³⁴, chronicity of pain
157 lasting longer than 3 month, or recurrent low back pain defined as two episodes per year.²² All studies

158 had to research populations were the aforementioned criteria were fulfilled for the majority of their
159 included patients to be considered potentially eligible.

160

161 Intervention (exposure):

162 The interventions/exposures were all forms of individualized, tailored, personalized, or stratified
163 exercise of any frequency, intensity, volume or type, with a duration of at least 4 weeks. Interventions
164 that consisted of exercise alone or exercise combined with psychological interventions (i.e.
165 behavioural or cognitive, or combined behavioural-cognitive therapy) were considered.

166

167 Comparison:

168 Eligible comparators were all matched or non-matched conservative (non-surgery) control/comparator
169 groups, that could be either active, passive, or no treatment (real) controls

170

171 Outcomes

172 We reported the following outcomes up to 1 year after randomisation:

173 Pain intensity, measured with a pain scale (for example, visual analogue scale (VAS), numerical rating
174 scale (NRS), or McGill pain score)

175 Disability, measured with a back pain-specific scale (for example, the Roland-Morris Disability
176 Questionnaire (RMDQ)⁴⁹, or the Oswestry Disability Index (ODI)¹²). The two scales can be matched.⁵

177

178 All scores were normalized to VAS-scores (range 0 to 10, with 0 indicating no burden and
179 10 = maximum suffering from symptom).⁵⁴

180

181 Planned secondary outcomes were the number of days of absence from work and a measure of
182 quality of life.

183

184 Study design: Only RCTs were eligible.

185

186 Data extraction: We designed and piloted a data collection form created with Excel (Microsoft). Two
187 researchers (JF, PF) independently extracted the study characteristics and outcome data.
188 Disagreements were resolved through discussion or with assistance from a third researcher (DN), if
189 necessary. From each study we extracted: number of study arms, predetermined duration of chronic
190 non-specific low back pain, real duration of low back pain, number of participants (total and in study
191 arms), age, sex, type of interventions (individualized, exercise, psychological), type of control, length
192 of training period (both intervention and controls, training frequency (sessions per week), single
193 training duration (minutes), number of adverse events.

194

195 For the effect size calculations, change scores of the outcomes and standard deviations of the change
196 scores of the outcomes were retrieved. If not directly retrievable from the studies, the required data
197 was calculated/imputed from the available data (baseline, change score, follow-up-values, and their

198 standard deviations) according to the formulas defined in the Cochrane handbook. In addition (or,
199 were not applicable), missing data was requested from the corresponding authors.

200 Effect sizes were processed as negative values (indicating a decrease in pain, which equals a
201 symptom improvement), i.e. higher negative values indicate larger effect sizes.

202

203 Study risk of bias assessment: Two researchers independently assessed the risk of bias (RoB) for the
204 outcomes of interest of the included trials. We assessed the RoB for each study/outcomes using the
205 following RoB assessment tools recommended by the Cochrane Collaboration:²⁶ random sequence
206 generation, allocation concealment, blinding of participants, providers and outcome assessment,
207 incomplete outcome data (dropouts) and selective outcome reporting. In the selective outcome data,
208 we accounted for a broader assessment considering also the selective non-reporting RoB due to
209 missing results in index meta- analyses (e.g., missing or unavailable outcome results crosschecked
210 from method plans) according to published criteria.^{43, 44} For each study, the score of the items
211 indicated high, low or some concerns (not enough information reported) regarding RoB.²⁶ As both pain
212 and disability are considered comparable in terms of the impact of bias on the effect sizes, they were
213 rated cumulatively.

214

215 Certainty assessment:

216 Certainty of evidence was assessed applying the framework as provided by the Grading of
217 Recommendations Assessment, Development, and Evaluation (GRADE) system of rating quality of
218 evidence and grading strength of recommendations in systematic reviews (see supplementary data
219 appendix F.¹⁷ The five GRADE domains were applied: study limitations, indirectness, inconsistency,
220 imprecision and publication bias.

221

222 To interpret the clinical relevance of the meta-analyses results, we considered a 1.5-point difference in
223 pain and a 1.0-point difference on a 10 point VAS in disability to be clinically important for the
224 comparisons of exercise versus any comparator group.²² We interpreted smaller differences in the
225 effectiveness of exercise treatments compared to other conservative treatments as 'probably
226 meaningful', when the 95% confidence interval was entirely on one side of the no effect line. This is
227 relevant given similar inconveniences and adverse effects for comparison of treatments considered in
228 this review.⁴⁷

229

230 Statistics: Meta-analysis and -regression

231 For data pooling, random-effects meta-analyses were modelled. Main analyses were calculated
232 separated by outcome (pain versus disability), by the combined comparator (active/exercise or
233 passive comparator group), and by the intervention duration (short- and long-term-effects). Weighted
234 standardized mean differences between the intervention and control/comparator groups (Hedge's g)
235 were used as effect size estimators. For pooling analyses, mean effect sizes and their 95% confidence
236 intervals were calculated; summary estimate data were displayed using Forest plots. To test for overall
237 effects, Z-statistics at a 5% alpha-error-probability level were calculated.

238 Between-effects heterogeneity was assessed using the I^2 - and, using restricted maximum-likelihood
239 estimators, Tau²-statistic. In case of heterogeneity ($\tau^2 > 0$) a prediction interval for the true outcomes
240 was also provided.

241 Sensitivity analyses were performed including only effect sizes from studies without a serious overall
242 RoB and using the exercise type, the type of psychological intervention, and the characteristics of the
243 comparator group.

244 To detect outliers on study level, Studentized residuals and Cook's distances were used. Outliers were
245 Bonferroni-corrected with two-sided alpha = 0.05.

246 To check the included studies for a potential publication bias, Funnel plots and Egger's regression
247 test, to check a potential funnel plot asymmetry using the standard error of the observed outcomes as
248 predictor, were used.

249 All pooled effects analyses were performed using the MAJOR package for jamovi (version 1.6.23,
250 jamovi.org, Sydney, Australia).

251

252 Meta-regressions were further calculated. Independent variables were the intervention duration, the
253 type of comparator (active versus passive), known effective versus rather ineffective exercise types,
254 control group matched to the intervention group "yes versus no", behavioural treatment "yes versus
255 no", number of the participants, overall RoB rating, and mean age of the participants. The dependent
256 variables were the effect sizes for pain and disability (continuous). For the regression model, a syntax
257 for IBM SPSS was used (D.B. Wilson; Meta-Analysis Modified Weighted Multiple Regression; MATRIX
258 procedure Version 2005.05.23). Inverse variance-weighted regression models with random intercepts
259 and fixed slopes were calculated. Homogeneity analysis (Q and p-values), meta-regression estimates
260 (95% confidence intervals and p-values), and Z-statistics were calculated.

261 **Results**

262 Our electronic database searches identified 1,172 unique citations. We screened the full-texts of 109
263 publications, identified 73 as potentially eligible, and included 58 RCTs of individualized exercise
264 treatment for chronic low back pain in this systematic review with meta-analysis and meta-regression.
265 At least, 53 studies contained sufficient data to be included into the qualitative analysis, with five
266 studies lacking sufficient follow-up data. Figure 1 provides detail about the flow of citations and studies
267 through our search and selection process. References to included and excluded studies at the full-text
268 stage are provided within supplementary data appendix D.

269
270 Study characteristics: A total of 10084 participants were included in 58 trials (Table 1, supplementary
271 data appendix D). The sample size of trials ranged between 69 and 238 participants (IQR) with a
272 median of 121 participants for each study. Reported inclusion criteria for low back pain in trials was
273 more than 12 (6 to 12) weeks prior to study inclusion, and if reported the median time of perceived
274 burden was 111 (55-450) weeks. Thirteen studies included as well sub-chronic pain duration and sub-
275 acute intervals of low back pain,^{2, 4, 8, 13, 16, 20, 24, 29, 31, 46, 48, 52, 60} but consisted with a major share of
276 participants with chronic or chronic-recurrent pain.

277 The median year of publication of RCTs was 2015 (range 1993–2021). The median age of participants
278 was 45.4 years (IQR 41.7-49.4), and the median percentage of females was 55.7% (50.2%–62.5%).
279 The median training period was 8.0 (6.0-12.0) weeks, and the median number of training sessions per
280 week was 2.0 (1.5-3.0) for the individualized exercise and 1.5 (1.0-2.4) for the control exercises.
281 Duration of training was 50.0 (35.0-60.0) minutes for individualized, and 50.0 (30.0-60.0) minutes for
282 control exercise. Twenty-four (41.4%) studies investigated mixed individualized exercises, and 22
283 studies (37.9%) sensorimotor training (SMT). Other individualized interventions included aerobic
284 (n = 5), pilates (n = 1), McKenzie (n = 4), back schools (n = 4), and yoga (n = 1).

285 Thirty-four (58.6%) studies added some form of psychological intervention to the exercise procedure,
286 i.e., cognitive-behavioural therapy (n = 9, 15.5%), behavioural therapy (n = 2, 3.4%), or other (n = 24,
287 34.8%).

288 In total, 61 control groups could be identified, with eleven studies presenting more than one control
289 group. Forty-two (68.9%) of control interventions were non-individualized active exercises, and 21
290 (34.4%) no treatments with advice to stay active and usual care. Other controls were true controls (no
291 treatment, n = 3), passive controls (n = 5), and medications (n = 1). Eleven of these control groups
292 were matched (i.e., same type of exercise except individualisation).

293

294 There was not sufficient data to analyse secondary data.

295

296 >>INSERT FIGURE 1<<

297 >>INSERT TABLE 1<<

298

299

300 RoB assessment:

301 RoB assessments on study level (as derived from the outcomes) are summarized in Figure 2 and
302 supplementary data appendix E. Of the 58 studies, 26 (44.3%) had an overall unclear RoB (i.e., some
303 concerns), and 32 (55.7%) a high overall RoB. In summary, there was a considerably high overall RoB
304 and this due to deviations from intended interventions (Figure 2, supplementary data appendix C).

305

306 The funnel plot (supplementary data appendix E) highlights the RoB across studies (publication bias
307 on meta-level for the main outcomes pain and disability (short-term, in comparison to any comparator
308 group). For the detailed main analyses, both the rank correlation and the regression test indicated no
309 funnel plot asymmetry for pain in the short-term follow-up versus active treatments (Egger's regression
310 test = -1.407, $p = 0.2$; rank correlation: -0.202, $p = .1$) but versus passive treatments (test = -3.313, $p =$
311 0.001; rank = - 0.373, $p = 0.009$). In the long-term follow-ups on pain, no publication bias was
312 indicated (rank = 0.117, Egger = 0.18, both $p > .05$; versus active; rank = 0.029, Egger = 0.288, both p
313 $> .05$ versus passive). No funnel plot asymmetry was detected in any disability model (rank between -
314 0.029 and -0.173, Eggers between -0.623 and -0.030, all $p > .05$). Only for the pain model of short-
315 term follow-up versus passive measures, a publications bias is supposable, whereas it is unlikely for
316 the pain contrast to active measures or long-term pain and disability models.

317

318 >>INSERT FIGURE 2<<

319

320 Overall GRADE assessment:

321 The overall certainty of the evidence was rated as low for meta-analytic outcomes of self-reported pain
322 and disability. The main reasons for downgrading the evidence were RoB, inconsistency, and
323 publication bias. Imprecision and indirectness were no problem, as this systematic review
324 encompassed specific populations, types of interventions, and outcome measures (see Table 2 and
325 the certainty of evidence section in supplementary data appendix F.).

326

327 Results of individual studies:

328 Pain intensity was assessed in 46 studies at short-term (closest to 12 weeks after randomisation or
329 after 12 weeks of intervention) or at long-term follow-up (closest to 12 months after randomisation).

330 Mean pain intensity at baseline was 4.90 (standard deviation 1.38) on a VAS in the individualized
331 groups and 4.89 (1.45) in controls. Pain following individualized exercise was reduced to 2.88 (1.25) at
332 12 weeks and 3.15 (1.09) at 52 weeks. Pain intensity in controls decreased to 3.62 (1.24) at 12 weeks
333 and 3.49 (1.14) at 52 weeks.

334 Disability was assessed in 45 studies at short-term or at long-term follow-up. Mean disability at
335 baseline was 3.53 (1.42) VAS in the individualized groups and 3.46 (1.51) in controls. Disability
336 following individualized exercise was reduced to 2.41 (1.48) at 12 weeks and 2.47 (1.39) at 52 weeks.
337 At 12 and 52 weeks, disability in controls was reduced to 2.65 (1.51) and 2.70 (1.21),. For individual
338 differences in studies see supplementary data appendix C.

339

340 Pain intensity

341 Individualized exercise significantly reduced pain compared with all active comparators at short-term
342 follow-up (closest to 12 weeks after randomisation; $I^2 = 73\%$, $k = 32$ SMD -0.28 ; 95% CI -0.42 to $-$
343 0.14 ; Figure 3), but not at long-term follow-up (closest to 12 months; $I^2 = 41\%$, $k = 16$ SMD -0.10 ; 95%
344 CI -0.21 to 0.01 ; supplementary data appendix H). Mean clinically important differences did not
345 suggest relevance at short-term (-0.67 cm VAS) or long-term follow-up (-0.19).

346 The intensity of pain following the intervention showed that individualized exercise significantly
347 reduced pain compared with passive treatments or true control at short-term follow-up ($I^2 = 89\%$,
348 $k = 32$ SMD -0.40 ; 95% CI -0.58 to -0.22 ; Figure 4), and at long-term follow-up ($I^2 = 29\%$, $k = 17$
349 SMD -0.14 ; 95% CI -0.22 to -0.07 ; supplementary data appendix H). Mean clinically important
350 differences did not suggest relevance at short-term (-0.33 cm VAS) or long-term follow-up (-0.18).

351

352 Disability

353 Under consistency, individualized exercise did significantly reduce disability compared with all active
354 comparators at short-term follow-up ($I^2 = 73\%$, $k = 32$ SMD -0.17 ; 95% CI -0.31 to -0.02 , Figure 5),
355 but not at long-term follow-up ($I^2 = 69\%$, $k = 15$ SMD -0.12 ; 95% CI -0.27 to 0.03 , supplementary data
356 appendix H). Mean clinically important differences did not suggest relevance at short-term (-0.33 cm
357 VAS) or long-term follow-up (-0.18).

358 Individualized exercise did not reduced disability compared with passive treatments or true control at
359 short-term follow-up ($I^2 = 54\%$, $k = 22$ SMD -0.09 ; 95% CI -0.18 to 0.01 , Figure 6) but significantly at
360 long-term follow-up ($I^2 = 51\%$, $k = 15$ SMD -0.20 ; 95% CI -0.30 to -0.10 , supplementary data
361 appendix H). Mean clinically important differences did not suggest relevance at short-term (0.18 VAS)
362 or long-term follow-up (-0.96).

363

364 Certainty of evidence:

365 Main outcomes on pain intensity have been graded with low (vs. active at short- and long-term) and
366 very low at short-term and moderate at long-term (vs. passive interventions). Certainty of disability
367 outcomes was graded as very low (vs. active) at short- and long-term) and moderate (vs. passive at
368 short- and long-term, see *supplementary data appendix F*).

369

370 Sensitivity and moderator analyses

371 All effects at short-term follow-up were calculated in comparison to other active treatments (exercises).

372 The effect on pain, but not on disability, was robust when only studies with utmost moderate overall
373 RoB were pooled (according to Table 1, and *supplementary data appendix E*)

374 Most further sensitivity analyses, i.e., i) individualized multimodal (mixed) exercise interventions, ii)
375 individualized exercise in combination with psychological intervention, iii) individualized exercise
376 interventions based on SMT, iv) only studies with matched control groups, v) only studies with the
377 inclusion criterion of low back pain lasting for at least 12 weeks, and vi) only studies with an additional
378 behavioural treatment showed individualized exercise to significantly reduce pain intensity at short-
379 term follow-up compared with other active treatments, but not disability (Table 2, supplementary data
380 appendix I1-I7). In contrast, the comparisons to vi) only true control comparators revealed superior
381 effects by the individualisation in both pain and disability.

382

383 >>**INSERT TABLE 2**<<<

384

385 Mean differences when compared to controls ranged from -0.09 to -1.27 VAS (depending on the
386 sensitivity scenario) for pain intensity, with largest clinical effects for combined treatments of
387 individualized exercise and cognitive behavioural therapy (-1.27 VAS), and from -0.09 to -0.80 for
388 disability (see supplementary data appendix G). On an individual level, all effects of individualized
389 exercise on pain were clinically important (> 1.50 VAS). Effects on disability were clinically important
390 at both short-term and long-term follow-up, except for individualized exercise not including
391 psychological interventions and studies including low back pain episodes shorter than 12 weeks.
392 Controls showed clinical important effects when including psychological interventions, and on long-
393 term disability.

394

395 Dose-response relationships have been performed by means of meta-regression analysis
396 (supplementary data appendix I8). The independent variables (intervention duration, type of
397 comparator, distinction between rather effective or ineffective exercise, matched control group,
398 additional psychological intervention, total study size (n), overall risk of bias rating, and mean age)
399 explained 13% of the pain and 6% of the disability effect size heterogeneity. For pain, the only
400 significant contributor was the training duration (in weeks, longer durations mediated larger effect
401 sizes). For disability, no significant regressors could be identified (see supplementary data appendix
402 I8).

403

404 Adverse Events

405 Adverse events have been reported by 14 (24%) of studies, with a total of 553 events, of which 50
406 (9%) were at least possibly treatment-related. Retrieved data did not allow to distinguish between
407 types of active interventions or perform further analysis.

408 **Discussion**

409 This systematic review and meta-analysis with meta-regression found that individualized exercise
410 interventions versus other active exercise interventions, or passive controls and usual care were
411 associated with reduced self-reported pain intensity and disability at short- and long-term follow-up.
412 Our analysis revealed medium effect sizes for the reduction of pain intensity by individualized exercise
413 with low levels of certainty when compared to active and very low certainty compared to passive
414 treatments at the follow-ups closest to 12 weeks. Disability was reduced with low certainty and small
415 effects size compared to active controls. At long-term follow-up (closest to 12 months) moderate
416 certainty suggests small effect sizes comparing individualized exercise to passive treatments. We
417 could not detect effects on pain intensity at long-term follow-up compared to active controls (low to
418 moderate certainty). Sensitivity analysis (Table 2) revealed on a low level of certainty that the
419 combination of individualized exercise in combination with psychological interventions (e.g., cognitive
420 and/or behavioural therapy) showed moderate effect sizes on pain and disability compared to both
421 active and passive treatments. Effects obtained following individualized exercise were mostly clinically
422 relevant. Sensitivity analysis also showed superiority of motor-controlled individualized interventions
423 (low certainty), and of individualized exercise when compared to real controls (moderate certainty).
424 Meta-regression did not reveal any substantial influencers.

425
426 These data indicate that general individualized exercise can be recommended in principle to achieve
427 improvements in in pain intensity and disability in low back pain patients

428
429 From a clinical and therapeutic point of view, we calculated MCIDs implicating individualized exercise
430 to better reduce pain and disability compared to both, active and passive controls. However, MCID
431 mostly failed to be relevant by definition, i.e. below 1.5 points on the VAS for pain and 1.0 point for
432 disability outcomes. Anyhow, we consider (based on the confidence intervals) most effects on pain as
433 probably clinically relevant when individualized exercises are compared to passive measures or other
434 exercises. The clinical relevance may be strengthened due to the following reasons: i) adding a
435 stratification and /or personalisation to the exercise intervention is simple and almost time and cost
436 neutral, ii) at 12 weeks pain intensity was reduced by individualized exercise by 40% and at 26 weeks
437 by 38%, which from a patient's perspective is of clear benefit, iii) all results are at least consistent in
438 the point that there is a trend (or, even, mostly a significant between-group difference leading to a
439 probable relevant effect) towards individualized treatments that becomes larger when not comparing
440 to active but passive controls, iv) taking into account the strong known placebo effects in low back
441 pain⁶¹ emphasizes the small effects retrieved in our study. As all studies were patient-examiner
442 blinded -what hands-on trials cannot be blamed for- this observation seems robust.

443
444 Compared to other low back pain treatments, the observed effect sizes in our study are superior to,
445 e.g., paracetamol (which has been declared being not effective compared to placebo),⁵³, somewhat
446 larger than therapeutic ultrasound (small to no effects versus placebo),¹⁰ non-steroidal
447 anti-inflammatory drugs (small effects versus placebo),⁵⁸ spinal manipulative therapy (small effects
448 versus standard care),⁷ and comparable to acupuncture (low-certainty evidence to reduce pain and

449 improve function compared to sham and no treatment).³⁷ Hayden et al. recently assessed the effects
450 of exercise on chronic low back pain and disability to be small compared to no treatment, usual care or
451 placebo comparisons, and other conservative treatments.²² Certainty of evidence is low to moderate,
452 and studies did not meet the threshold for minimal clinically important difference.²² The mean
453 difference between groups as assessed by the meta-analysis on classification-based exercise in low
454 back pain,⁵⁶ was presented as the difference to all comparators, suggesting small effects. All above
455 mentioned reviews are principally in line with our results, suggesting effects on very low to moderate
456 certainty, which are at first sight not clinically important. The problem of the above made assumptions
457 is that the clinical relevance of the effect cannot just be defined by the MCID.⁶ Medical assessment
458 should include other factor as well, such as regression, baseline severity, or even expectations. If the
459 MCID is calculated on the basis of a comparison to no treatment controls, it reflects well the clinical
460 state of art.^{6, 22} In the case of the present systematic review, patients usually received at least advice,
461 and a larger number of no-treatment controlled studies is missing (see Table 1). Calculating the mean
462 differences compared to no treatment controls (n = 4) or usual care and advice only (n = 16; see
463 supplementary data appendix G) resulted in clinically relevant intragroup differences for the
464 individualized exercise group, but not controls, making our findings more likely. Consequently, the
465 MCID is a context-specific value rather than a fixed number,³ and gives insight into relative but also
466 absolute effects. The absolute symptom reduction varied between 40% (pain) and 33% (disability)
467 from baseline, which can indeed be considered clinically relevant from a pain physician's perspective.
468 Especially with regard to the combined approaches (adding psychological interventions or exercise
469 based on motor control) the reduction of pain intensity (on a low to moderate certainty level) is
470 promising from a clinical point of view. In this context, the impact of the results as shown by Tagliaferri
471 et al. can be regarded clinically relevant.⁵⁶ Summarising our data, the overall low certainty, RoB,
472 MCID, and SMDs, data support the conclusion that individualized exercise interventions versus other
473 active exercise interventions or usual care or passive controls are associated with clinically relevant
474 reduced self-reported pain intensity and disability.

475
476 Recent clinical practice guidelines^{1, 30, 38, 47} are basically in line with our findings. The German national
477 guideline on chronic non-specific low back pain¹ strongly recommends the combination of exercise
478 treatments with education, the latter based on behavioural therapy, to treat sub-acute and chronic low
479 back pain, and to promote physical activity.

480 The NICE guidelines³⁸ universally recommend to consider a combined physical and psychological
481 intervention, incorporating a cognitive behavioural approach. Physical programs refers to a group
482 exercise program (biomechanical, aerobic, mind–body or a combination of approaches) for people
483 with specific episodes or flare-up of low back pain with or without sciatica that should take people's
484 specific needs, preferences and capabilities into account when choosing the type of exercise.
485 The guideline of the North American Spine Association³⁰ recommends cognitive behavioural therapy
486 in combination with physical therapy, as compared with physical therapy alone, to improve pain levels
487 in patients with low back pain over 12 months on level A. Cognitive behavioural therapy in combination
488 with physical therapy is recommended to improve functional outcomes (disability) and return to work in
489 low back pain patients on a level B.

490 We believe that our results strengthen the use of exercise therapies in multimodal settings for low back
491 pain therapies. On the basis of our data, the guideline statements in regard of patients' needs and
492 differentiation among exercise modalities seem justified. Personalisation is an important option in
493 tailoring exercise to patient's needs. Different exercise modalities seem to have different impact on
494 pain and disability. Furthermore, the bio-psycho-social dimension of low back pain should also be
495 addressed using adequate psychological interventions.

496
497 Promising research deficits regarding that should be subject to future research include aspects like
498 digitalisation⁹ or cost-effectiveness.³⁵ From a therapist's point of view, different forms of exercise
499 therapy should be compared with each other to determine a potentially superior mode of exercise
500 training for rehabilitation. However, given the current paucity of literature, pairwise meta-analyses may
501 be limited in drawing such conclusions. Network meta-analysis may be more suitable for determining
502 potentially superior modes of exercise training and have recently gained momentum in the field of
503 sports medicine.⁴² Studies should focus on strong methodological rigor and larger sample sizes to
504 reduce the RoB and increase the certainty in observations. To ensure a low risk of bias, placebo- or
505 sham-controlled trials should be considered.²⁸ Furthermore, the studies should follow current
506 guidelines for intervention description (e.g., the template for intervention description and replication
507 checklist²⁸) to enable transparent evaluation and replication of intervention programs and should
508 report factors potentially influencing the findings (e.g. comorbidities and pain management). Despite of
509 a low adverse effects risk being attributed to exercise therapies,⁴¹ the reporting of adverse events in
510 retrieved studies was poor. Our observations mainly rely on one large study,¹⁶ including almost 75%
511 (n = 414) of reported adverse events, of which 98 are treatment-related. The strengths of our study
512 include the overall assessment of individualized exercise intervention to give a concise overview of the
513 different modalities how personalisation in exercise therapy might be performed (Supplementary File
514 Appendix C). We also retrieved studies that included patients with sub-chronic low back pain, and
515 sensitivity analysis suggested these patients not to distort our analysis. This group of patients could
516 also benefit from individualized exercise. Statistical sensitivity analyses were finally conducted for all
517 outcomes to further check the robustness and validity of the results.

518

519 Limitations

520 There were no included studies with a low RoB. We also could not assess the effect of individualized
521 exercise on the number of days of absence from work and measures of quality of life, because the
522 included studies did not report these important variables consistently. Consequently, our outcome is
523 restricted to pain or disability only. It should also be noted that the results only apply to land-based
524 interventions. In regard to our certainty assessment downgrading was necessary due to supposed
525 inconsistency. When individual study sample sizes are small, point estimates may vary substantially
526 but, because variation may be explained by chance, I^2 may be low. Conversely, when study sample
527 size is large, a relatively small difference in point estimates can yield a large I^2 .⁵¹ This might also be a
528 reason for the supposed publication bias regarding pain outcomes.

529 In addition, the terms personalized and especially stratified do not exactly mean the same, but
530 address same aspects of medicine. We adhere to the definition, that the term 'stratification' more

531 accurately “reflects the realistic effects of medicines at population level, while the term ‘personalized
532 medicine’ reflects the possibly overambitious promise of specifically tailoring a treatment on an
533 individual level.^{11, 62} In addition, individualisation within our studies covers a broad field of
534 interventions, what should not automatically imply all types of intervention being equally efficient. We
535 are aware that future studies will need to more accurately define exercise in this regard.
536 Finally, although exercise training is considered relatively safe in general,⁴¹ adverse events could not
537 be adequately assessed given insufficient reporting.

538

539 Conclusions

540 This systematic review shows on average low-certainty evidence for the effectiveness of individualized
541 exercise on pain and disability in chronic non-specific low back pain. The effects are of clinical
542 importance when assessing individualized exercise by its own. Given the little extra effort to
543 individualise exercise, practitioners should be encouraged to use this approach. Effects are larger
544 when combining exercise and cognitive-behavioural interventions for the treatment of chronic low back
545 pain. With regard to the bio-psycho-social dimension of low back pain, it is important to address
546 psychosocial characteristics, such as inappropriate beliefs about pain, pain catastrophizing, and/or
547 depression, besides bodily functions.⁵⁰

548

549 **Legends for Figures**

550

551 **Figure 1: Flow Chart.** RCT = randomized controlled trial, LBP = chronic non-specific low back pain

552

553 **Figure 2. Risk of bias rating** on an individual study level, displayed as traffic light plot for each
554 study/outcome with green lights = low, yellow = unclear/moderate, and red = high risk of bias. The
555 aggregate Cochrane Risk-of-bias appraisal results summary plot is displayed in the supplementary
556 data appendix E.

557

558 **Figure 3. Forest plot for the effect sizes for the short-term follow-up (closest to 12 weeks**
559 **following randomisation) of individualized exercise versus other active treatments on pain**
560 **intensity.** The plot depicts model fit, individual study and pooled effect size estimates (standardized
561 mean differences (SMD) and corresponding 95% confidence intervals (95% CI)). The size of the
562 boxes corresponds to the respective studies' (inverse variance) weighting.

563

564 **Figure 4. Forest plot for the effect sizes for the short-term follow-up (closest to 12 weeks**
565 **following randomisation) of individualized exercise versus passive treatments, true control,**
566 **and usual care on pain intensity.** The plot depicts model fit, individual study and pooled effect size
567 estimates (standardized mean differences (SMD) and corresponding 95% confidence intervals (95%
568 CI). The size of the boxes corresponds to the respective studies' (inverse variance) weighting.

569

570 **Figure 5. Forest plot for the effect sizes for the short-term follow-up (closest to 12 weeks**
571 **following randomisation) of individualized exercise versus other active treatments on**
572 **disability.** The plot depicts model fit, individual study and pooled effect size estimates (standardized
573 mean differences (SMD) and corresponding 95% confidence intervals (95% CI). The size of the boxes
574 corresponds to the respective studies' (inverse variance) weighting.

575

576 **Figure 6. Forest plot for the effect sizes for the short-term follow-up (closest to 12 weeks**
577 **following randomisation) of individualized exercise versus passive treatments or true control**
578 **on disability.** The plot depicts model fit, individual study and pooled effect size estimates
579 (standardized mean differences and corresponding 95% confidence intervals). The plot depicts model
580 fit, individual study and pooled effect size estimates (standardized mean differences (SMD) and
581 corresponding 95% confidence intervals (95% CI). The size of the boxes corresponds to the
582 respective studies' (inverse variance) weighting.

583 **Table 1. Characteristics of included studies.** Inclusion criteria of LBP indicates if the study had a defined onset of the current LBP episode, whereas duration
 584 of LBP refers to the overall duration of the complaint if indicated. I = individualized group, C(s) = control group(s), SMT = sensorimotor training, BT = behavioural
 585 therapy, CBT = cognitive behavioural therapy, LBP = chronic non-specific low back pain, w = weeks, y = years, n = number, min = minute, RoB = Risk of Bias

Author, Year	Study arms (n)	Inclusion criteria LBP (w)	Duration of LBP (w)	N total	N group s	Age Mean (y)	Females (%)	Individualized intervention	Psychological intervention	controls	training period (w)	training frequency (sessions per week)	frequency (sessions per week)	training duration (min)	training duration (min)	Overall RoB
Aasa, 2015	2	12	330	70	I: 35; C: 35	42	55.7	SMT	no	active control	8	1.5	1.5	25	60	some concerns
Andersen, 2016	3	12		140	I: 46; Cs: 47	45.6	55.7	mixed	other	C1: passive control C2: active control	10	3	1	50	150	high
Apeldoorn, 2012	2	6	4	156	I: 74; C: 82	42	57.1	SMT	no	active control	8					high
Azevedo, 2018	2	12		148	I: 74; C: 74	41.9	61.5	mixed	other	active control	8	1.5	1.5	53	53	high
Brady, 2018	2	12	111	48	I: 24; C: 24	54	81.3	mixed	other	active control	12	1	1			some concerns
Cairns, 2006	2		100	97	I: 47; C: 50	38	51.5	SMT	no	active control	12	1	1	30	30	high
Cherkin, 1998	3	1		321	I: 133; C: 122 C2: 66	40.7	48.0	McKenzie	no	C1: passive control C2: usual care and advice	4	2.3	2.3			high

Cuesta-Vargas, 2011	2		15	49	I: 25; Cs: 24	38.4	55.1	aerobic	other	active control	15	3	3	80	60	high
Descarreaux, 2002	2	1		20	I: 10; C: 10	34	30.0	SMT	no	active control	6	7	7			high
Diaz-Arribas, 2015	3			461	I: 132; C1: 120 C2: 209	47	82.0	SMT	BT	C1: true control C2: active control	8	2	2	50	45	high
Ford, 2016	2	6	15	300	I: 156; C: 144	43	49.0	mixed	no	advice and usual care	5	2	0.4			some concerns
Garcia, 2018	2		43	147	I: 74; C: 73	56	76.2	McKenzie	no	true control	5	2	2	35	35	some concerns
Geisser, 2005	4	12	300	100	I: 26; Cs: 24-25	38	59.0	SMT	other	all active controls						high
Godfrey, 2020	2	12		248	I: 124; C: 124	48	59.3	mixed	no	active control	2	1		60		some concerns
Goertz, 2017	3	4		131	I: 44; C1: 44 C2: 43	73	38.9	mixed	other	C1: active control C2: advice and usual care	12					high
Gudavalli, 2006	2	12		235	I: 112; C: 123	41	37.4	mixed	no	passive control	4	3.5	3.5	38	4.50	some concerns
Hansen, 1993	3	4	144	180	I: 60; C1: 61 C2: 59	41.4	31.7	SMT	no	C1: true control C2: active control	4	2	2	60	60	high
Heinrich, 2009	3	1	9	251	I: 76; C1: 53	45.8	6	mixed	CBT	C1: mixed, no CBT	12	2.5	2.5	205	75	some concerns

medRxiv preprint doi: <https://doi.org/10.1101/2021.12.16.21267900>; this version posted February 11, 2022. The copyright holder for this preprint (which was not certified by peer review) is the author/funder, who has granted medRxiv a license to display the preprint in perpetuity. All rights reserved. No reuse allowed without permission.

Henry, 2014	2	52		102	C2: I: 77; C: 25	42	50.0	SMT	no	C2: advice and usual care active control	6	1	1			some concerns
Highland, 2018	2	12		68	I: 34; C: 34	44.3	63.2	yoga	no	advice and usual care	8	1.5		60		some concerns
Hill, 2011	2			851	I: 568; C: 283	49.5	58.8	mixed	other	active control	16					some concerns
Hill, 2020	2			524	I: 231; C: 293	61.1	60.7	Mixed	other	advice and usual care	26					high
Hueppe, 2019	2	12		552	I:258 C:294	53.5	36.7	mixed	other	advice and usual care	16	Individual		60		some concerns
Hurley, 2015	3	12		246	I: 83; C1: 82 C2: 81	45.4	67.9	aerobic	no	C1:active control C2: advice and usual care	8	5	1	30	60	some concerns
Jay, 2015	2	12		25	I: 12; C: 12	46	0.0	mixed	CBT	advice and usual care	10	4		35		some concerns
Jensen, 2011	2			351	I: 176; C: 175	42	52.1	mixed	other	advice and usual care	12					high
Kim, 2020	2	7	100	39	I: 20; C: 19	24	46.2	SMT	other	advice and usual care	6	5	5			high
Lang, 2021	2	12		174	I: 117; C: 57	46	59.8	Aerobic	other	advice and usual care	12					some concerns
Lehtola, 2016	2	6		70	I: 35; C: 35	49.5	60.0	SMT	no	active control	8	0.8	0.8	45	45	some concerns
Leibetseder, 2007	2	12		44	I: 22; C: 22	58	63.6	Aerobic	no	active control	3	6	6	80	180	high
Lomond, 2015	2	48		33	I: 21; C: 12	36	100.0	SMT	other	active control	6			53	53	high

Long, 2004	3			230	I: 80; C1: 70 C2: 80	47.4	McKenzie	other	C1: active control C2: advice and usual care	2	3	3	38	38	high	
Macedo, 2012	2	12	87.35	172	I: 86; C: 86	49.2	59.3	SMT	CBT	active control	8	1.5	1.5	60	60	high
Magalhães, 2018	2		67	66	I: 33; C: 33	46.9	74.2	Mixed	no	active control	6	2	2	60	60	high
Michaelson, 2016	2	12	326	70	I: 35; C: 35	42	55.7	SMT	no	active control	8	1.5	1.5			some concerns
Moore, 2000	2			226	I: 113; C: 113	49.4	54.0	back school	other	advice and usual care	12					some concerns
O’Keeffe, 2020	2	26		206	I: 106; C: 100	48	73.8	Mixed	CBT	active control	8	1.5	1	45	75	high
Paolucci, 2011	2			50	I: 29; C: 21	58	62.0	back school	BT	medication	3	3		60		high
Petersen, 2011	2	6	95.5	350	I: 175; C: 175	73.5	55.7	McKenzie	no	passive control	12	1.3	1.3			high
Rabiei, 2021	2	12		73	I: 37; C: 36	43	53.4	SMT	other	active control	8	2	2		60	high
Rabin, 2014	2			105	I: 48; C: 57	36	53.3	SMT	BT	active control	8	1.4	1.4	15	30	some concerns
Rasmussen-Barr, 2009	2	8	519	71	I: 36; C: 35	38	50.7	SMT	no	advice and usual care	8	1	1	45	15	some concerns
Salas, 2019	2	13		16	I: 8; C: 8	73.5	62.5	mixed	no	active control	5	3	3			high
Sandal, 2021	2	12		461	I:232 C:229	47.5	55	mixed	other	advice and usual care	12	Individual		indivi dual		some concerns
Saner, 2015	2	6	540	106	I: 52;	41.6	37.7	mixed	no	active control	12	2	2	30	30	some

					C: 54												concerns
Schaller, 2016	2			412	I: 201; C: 211	50	30.6	back school	other	passive control	8	2	0.25	60	30	high	
Soukup, 1999	2		564	69	I: 34; C: 35	39	59.4	mixed	other	advice and usual care	13	1.5	0	60	0	some concerns	
Suh, 2019	4	12		60	I: 15; Cs: 15	54.8 1	55.0	SMT	other	all active controls	6	5	5	45	45	high	
Thanawat, 2017	2	12		126	I: 62; C: 64	44	83.3	mixed	other	active control	8	3	3	35	35	high	
Tsauo, 2009	2	12		37	I: 20; C: 17	47.4 6	32.4	mixed	no	advice and usual care	12			180		some concerns	
Van Baal, 2020	2	12	432	34	I: 18; C: 16	44	76.5	SMT	no	active control	7	1.5	1	40	40	high	
Van Dillen, 2016	2	6	540	101	I: 47; C: 54	43	47.5	SMT	no	active control	26	1.5	1	40	40	high	
Vasseljen, 2012	3	12		109	I: 36; C1: 36 C2: 37	39	65.1	SMT	no	all active controls	8	1	1	40	50	high	
Verra, 2018	2	26	468	139	I: 107; C: 32	46	100.0	mixed	BT	active control	4	4				some concerns	
Vibe Fersum, 2013	2	12		121	I: 62; C: 59	42	52.1	mixed	CBT	active control	12	1	1	28	30	some concerns	
Von Korff, 2005	2			240	I: 119; C: 121	49.8	62.5	back school	other	advice and usual care	8	0.5	0	60		some concerns	
Wajswelner, 2012	2	12	722	87	I: 44; C: 43	49	55.2	pilates	no	active control	6	2	2	60	60	some concerns	
Wälti, 2015	2	12		28	I: 14; C: 14	41.5	53.6	SMT	other	active control	8	2	2	30	30	some concerns	

586 **Table 2. Sensitivity analysis of outcomes pain and disability at short-term follow-up comparing individualized exercise with active controls.** Bold
 587 standardized mean differences (SMD) indicate significant effects towards the individualized group. Certainty of evidence was rated according to the GRADE
 588 system.¹⁸ SMT = sensorimotor training

Sensitivity analysis	Outcome	k (included studies)	SMD [95 % confidence interval]	I ² -statistics	Certainty of evidence
Studies with utmost moderate overall risk of bias	pain	10	-0.24 [-0.42 to -0.05]	61%	Low (⊖⊖○○)
	disability	11	-0.26 [-0.53 to 0.01]	83%	Low (⊖⊖○○)
Individualized multimodal (mixed) exercise interventions without any form of psychological therapy	pain	10	-0.17 [-0.33 to -0.001]	15%	Moderate (⊖⊖⊖○)
	disability	10	-0.21 [-0.51 to 0.09]	71%	Low (⊖⊖○○)
Individualized exercise including psychological interventions	pain	22	-0.28 [-0.42 to -0.14]	78%	Low (⊖⊖○○)
	disability	22	-0.15 [-0.32 to 0.01]	74%	Low (⊖⊖○○)
Individualized exercise based on motor control principles	pain	19	-0.35 [-0.51 to -0.18]	55%	Low (⊖⊖○○)
	disability	19	-0.18 [-0.36 to 0.01]	55%	Low (⊖⊖○○)
Only matched comparator groups (same intervention except individualisation)	pain	6	-0.36 [-0.74 to 0.02]	86%	Low (⊖⊖○○)
	disability	6	-0.19 [-0.57 to 0.18]	80%	Low (⊖⊖○○)
Only LBP at inclusion > 12 weeks	pain	23	-0.33 [-0.49 to -0.17]	64%	Low (⊖⊖○○)
	disability	22	-0.10 [-0.27 to 0.07]	66%	Very Low (⊖○○○)
Only studies with a true control comparator group	pain	14	-0.48 [-0.69 to -0.27]	78%	Low (⊖⊖○○)
	disability	17	-0.18 [-0.280 to 0.08]	73%	Low (⊖⊖○○)

589 REFERENCES

590

-
- 591 1. Bundesärztekammer (BÄK), Kassenärztliche Bundesvereinigung (KBV),
592 Arbeitsgemeinschaft der Wissenschaftlichen Medizinischen Fachgesellschaften
593 (AWMF). Nationale VersorgungsLeitlinie Nicht-spezifischer Kreuzschmerz.
594 Available at: www.kreuzschmerz.versorgungsleitlinien.de.
- 595 2. Apeldoorn AT, Ostelo RW, van Helvoirt H, Fritz JM, Knol DL, van Tulder MW, de
596 Vet HC. A randomized controlled trial on the effectiveness of a classification-based
597 system for subacute and chronic low back pain. *Spine*. 37:1347-1356, 2012
- 598 3. Beaton DE, Boers M, Wells GA. Many faces of the minimal clinically important
599 difference (MCID): a literature review and directions for future research. *Current*
600 *opinion in rheumatology*. 14:109-114, 2002
- 601 4. Cherkin DC, Deyo RA, Battié M, Street J, Barlow W. A comparison of physical
602 therapy, chiropractic manipulation, and provision of an educational booklet for the
603 treatment of patients with low back pain. *The New England journal of medicine*.
604 339:1021-1029, 1998
- 605 5. Chiarotto A, Maxwell LJ, Terwee CB, Wells GA, Tugwell P, Ostelo RW. Roland-
606 Morris Disability Questionnaire and Oswestry Disability Index: Which Has Better
607 Measurement Properties for Measuring Physical Functioning in Nonspecific Low
608 Back Pain? Systematic Review and Meta-Analysis. *Physical therapy*. 96:1620-1637,
609 2016
- 610 6. Cook CE. Clinimetrics Corner: The Minimal Clinically Important Change Score
611 (MCID): A Necessary Pretense. *The Journal of manual & manipulative therapy*.
612 16:E82-83, 2008
- 613 7. de Zoete A, Rubinstein SM, de Boer MR, Ostelo R, Underwood M, Hayden JA,
614 Buffart LM, van Tulder MW, International IPDSMTg. The effect of spinal
615 manipulative therapy on pain relief and function in patients with chronic low back
616 pain: an individual participant data meta-analysis. *Physiotherapy*. 112:121-134, 2021
- 617 8. Descarreaux M, Normand MC, Laurencelle L, Dugas C. Evaluation of a specific home
618 exercise program for low back pain. *Journal of manipulative and physiological*
619 *therapeutics*. 25:497-503, 2002
- 620 9. Du S, Hu L, Dong J, Xu G, Chen X, Jin S, Zhang H, Yin H. Self-management
621 program for chronic low back pain: A systematic review and meta-analysis. *Patient*
622 *education and counseling*. 100:37-49, 2017
- 623 10. Ebadi S, Henschke N, Forogh B, Nakhostin Ansari N, van Tulder MW, Babaei-
624 Ghazani A, Fallah E. Therapeutic ultrasound for chronic low back pain. *The Cochrane*
625 *database of systematic reviews*. 7:CD009169, 2020
- 626 11. Erikainen S, Chan S. Contested futures: envisioning "Personalized," "Stratified," and
627 "Precision" medicine. *New Genet Soc*. 38:308-330, 2019
- 628 12. Fairbank JC, Couper J, Davies JB, O'Brien JP. The Oswestry low back pain disability
629 questionnaire. *Physiotherapy*. 66:271-273, 1980
- 630 13. Ford JJ, Hahne AJ, Surkitt LD, Chan AY, Richards MC, Slater SL, Hinman RS,
631 Pizzari T, Davidson M, Taylor NF. Individualised physiotherapy as an adjunct to
632 guideline-based advice for low back disorders in primary care: a randomised
633 controlled trial. *British journal of sports medicine*. 50:237-245, 2016
- 634 14. Furlan AD, Malmivaara A, Chou R, Maher CG, Deyo RA, Schoene M, Bronfort G,
635 van Tulder MW, Editorial Board of the Cochrane Back NG. 2015 Updated Method
636 Guideline for Systematic Reviews in the Cochrane Back and Neck Group. *Spine*.
637 40:1660-1673, 2015

- 638 15. George SI. What is the effectiveness of a biopsychosocial approach to individual
639 physiotherapy care for chronic low back pain? . *Internet Journal of Allied Health*
640 *Sciences and Practice* 6:1-10, 2008
- 641 16. Goertz CM, Salsbury SA, Long CR, Vining RD, Andresen AA, Hondras MA, Lyons
642 KJ, Killinger LZ, Wolinsky FD, Wallace RB. Patient-centered professional practice
643 models for managing low back pain in older adults: a pilot randomized controlled
644 trial. *BMC Geriatr.* 17:235, 2017
- 645 17. Guyatt G, Oxman AD, Akl EA, Kunz R, Vist G, Brozek J, Norris S, Falck-Ytter Y,
646 Glasziou P, DeBeer H, Jaeschke R, Rind D, Meerpohl J, Dahm P, Schunemann HJ.
647 GRADE guidelines: 1. Introduction-GRADE evidence profiles and summary of
648 findings tables. *Journal of clinical epidemiology.* 64:383-394, 2011
- 649 18. Guyatt GH, Oxman AD, Sultan S, Glasziou P, Akl EA, Alonso-Coello P, Atkins D,
650 Kunz R, Brozek J, Montori V, Jaeschke R, Rind D, Dahm P, Meerpohl J, Vist G,
651 Berliner E, Norris S, Falck-Ytter Y, Murad MH, Schunemann HJ, Group GW.
652 GRADE guidelines: 9. Rating up the quality of evidence. *Journal of clinical*
653 *epidemiology.* 64:1311-1316, 2011
- 654 19. Hajihasani A, Rouhani M, Salavati M, Hedayati R, Kahlaee AH. The Influence of
655 Cognitive Behavioral Therapy on Pain, Quality of Life, and Depression in Patients
656 Receiving Physical Therapy for Chronic Low Back Pain: A Systematic Review. *PM &*
657 *R : the journal of injury, function, and rehabilitation.* 11:167-176, 2019
- 658 20. Hansen FR, Bendix T, Skov P, Jensen CV, Kristensen JH, Krohn L, Schioeler H.
659 Intensive, dynamic back-muscle exercises, conventional physiotherapy, or placebo-
660 control treatment of low-back pain. A randomized, observer-blind trial. *Spine.* 18:98-
661 108, 1993
- 662 21. Hartvigsen J, Hancock MJ, Kongsted A, Louw Q, Ferreira ML, Genevay S, Hoy D,
663 Karppinen J, Pransky G, Sieper J, Smeets RJ, Underwood M, Lancet Low Back Pain
664 Series Working G. What low back pain is and why we need to pay attention. *Lancet*
665 *(London, England).* 391:2356-2367, 2018
- 666 22. Hayden JA, Ellis J, Ogilvie R, Malmivaara A, van Tulder MW. Exercise therapy for
667 chronic low back pain. *The Cochrane database of systematic reviews.* 9:CD009790,
668 2021
- 669 23. Hayden JA, Ellis J, Ogilvie R, Stewart SA, Bagg MK, Stanojevic S, Yamato TP,
670 Saragiotto BT. Some types of exercise are more effective than others in people with
671 chronic low back pain: a network meta-analysis. *Journal of physiotherapy.* 67:252-
672 262, 2021
- 673 24. Heinrich J, Anema JR, de Vroome EM, Blatter BM. Effectiveness of physical training
674 for self-employed persons with musculoskeletal disorders: a randomized controlled
675 trial. *BMC public health.* 9:200, 2009
- 676 25. Henschke N, Ostelo RW, van Tulder MW, Vlaeyen JW, Morley S, Assendelft WJ,
677 Main CJ. Behavioural treatment for chronic low-back pain. *The Cochrane database of*
678 *systematic reviews.* 2010:CD002014, 2010
- 679 26. Higgins JPT, Savović J, Page MJ, Elbers RG, Sterne JAC: Chapter 8: Assessing risk
680 of bias in a randomized trial. Available at:
681 <https://training.cochrane.org/handbook/current/chapter-08> Accessed 11 November,
682 2021
- 683 27. Hill JC, Whitehurst DG, Lewis M, Bryan S, Dunn KM, Foster NE, Konstantinou K,
684 Main CJ, Mason E, Somerville S, Sowden G, Vohora K, Hay EM. Comparison of
685 stratified primary care management for low back pain with current best practice
686 (STarT Back): a randomised controlled trial. *Lancet (London, England).* 378:1560-
687 1571, 2011

- 688 **28.** Hoffmann TC, Glasziou PP, Boutron I, Milne R, Perera R, Moher D, Altman DG,
689 Barbour V, Macdonald H, Johnston M, Lamb SE, Dixon-Woods M, McCulloch P,
690 Wyatt JC, Chan AW, Michie S. Better reporting of interventions: template for
691 intervention description and replication (TIDieR) checklist and guide. *BMJ (Clinical*
692 *research ed.)*. 348:g1687, 2014
- 693 **29.** Kim SH, Park KN, Kwon OY. Classification-Specific Treatment Improves Pain,
694 Disability, Fear-Avoidance Beliefs, and Erector Spinae Muscle Activity During
695 Walking in Patients With Low Back Pain Exhibiting Lumbar Extension-Rotation
696 Pattern: A Randomized Controlled Trial. *Journal of manipulative and physiological*
697 *therapeutics*. 43:123-133, 2020
- 698 **30.** Kreiner DS, Matz P, Bono CM, Cho CH, Easa JE, Ghiselli G, Ghogawala Z, Reitman
699 CA, Resnick DK, Watters WC, 3rd, Annaswamy TM, Baisden J, Bartynski WS, Bess
700 S, Brewer RP, Cassidy RC, Cheng DS, Christie SD, Chutkan NB, Cohen BA,
701 Dagenais S, Enix DE, Dougherty P, Golish SR, Gulur P, Hwang SW, Kilincer C, King
702 JA, Lipson AC, Lisi AJ, Meagher RJ, O'Toole JE, Park P, Pekmezci M, Perry DR,
703 Prasad R, Provenzano DA, Radcliff KE, Rahmathulla G, Reinsel TE, Rich RL, Jr.,
704 Robbins DS, Rosolowski KA, Sembrano JN, Sharma AK, Stout AA, Taleghani CK,
705 Tazuell RA, Trammell T, Vorobeychik Y, Yahiro AM. Guideline summary review: an
706 evidence-based clinical guideline for the diagnosis and treatment of low back pain.
707 *The spine journal : official journal of the North American Spine Society*. 20:998-1024,
708 2020
- 709 **31.** Lehtola V, Luomajoki H, Leinonen V, Gibbons S, Airaksinen O. Sub-classification
710 based specific movement control exercises are superior to general exercise in sub-
711 acute low back pain when both are combined with manual therapy: A randomized
712 controlled trial. *BMC musculoskeletal disorders*. 17:135, 2016
- 713 **32.** Lin CW, Haas M, Maher CG, Machado LA, van Tulder MW. Cost-effectiveness of
714 guideline-endorsed treatments for low back pain: a systematic review. *European spine*
715 *journal : official publication of the European Spine Society, the European Spinal*
716 *Deformity Society, and the European Section of the Cervical Spine Research Society*.
717 20:1024-1038, 2011
- 718 **33.** Macedo LG, Hodges PW, Bostick G, Hancock M, Laberge M, Hanna S, Spadoni G,
719 Gross A, Schneider J. Which Exercise for Low Back Pain? (WELBack) trial
720 predicting response to exercise treatments for patients with low back pain: a validation
721 randomised controlled trial protocol. *BMJ open*. 11:e042792, 2021
- 722 **34.** Maher C, Underwood M, Buchbinder R. Non-specific low back pain. *The Lancet*.
723 389:736-747, 2017
- 724 **35.** Miyamoto GC, Lin CC, Cabral CMN, van Dongen JM, van Tulder MW. Cost-
725 effectiveness of exercise therapy in the treatment of non-specific neck pain and low
726 back pain: a systematic review with meta-analysis. *British journal of sports medicine*.
727 53:172-181, 2019
- 728 **36.** Moher D, Shamseer L, Clarke M, Ghersi D, Liberati A, Petticrew M, Shekelle P,
729 Stewart LA. Preferred reporting items for systematic review and meta-analysis
730 protocols (PRISMA-P) 2015 statement. *Syst Rev*. 4:1, 2015
- 731 **37.** Mu J, Furlan AD, Lam WY, Hsu MY, Ning Z, Lao L. Acupuncture for chronic
732 nonspecific low back pain. *The Cochrane database of systematic reviews*.
733 12:CD013814, 2020
- 734 **38.** National Guideline C: National Institute for Health and Care Excellence: Clinical
735 Guidelines. In: Low Back Pain and Sciatica in Over 16s: Assessment and
736 Management. National Institute for Health and Care Excellence: Clinical Guidelines,
737 National Institute for Health and Care Excellence (UK)
- 738 Copyright © NICE, 2016., London, 2016.

- 739 **39.** Nicholas MK, Linton SJ, Watson PJ, Main CJ, Decade of the Flags" Working G. Early
740 identification and management of psychological risk factors ("yellow flags") in
741 patients with low back pain: a reappraisal. *Physical therapy*. 91:737-753, 2011
- 742 **40.** Niederer D, Engel T, Vogt L, Arampatzis A, Banzer W, Beck H, Moreno Catala M,
743 Brenner-Fliesser M, Guthoff C, Haag T, Honning A, Pfeifer AC, Platen P,
744 Schiltewolf M, Schneider C, Trompeter K, Wippert PM, Mayer F. Motor Control
745 Stabilisation Exercise for Patients with Non-Specific Low Back Pain: A Prospective
746 Meta-Analysis with Multilevel Meta-Regressions on Intervention Effects. *Journal of*
747 *clinical medicine*. 9, 2020
- 748 **41.** Niemeijer A, Lund H, Stafne SN, Ipsen T, Goldschmidt CL, Jorgensen CT, Juhl CB.
749 Adverse events of exercise therapy in randomised controlled trials: a systematic
750 review and meta-analysis. *British journal of sports medicine*. 54:1073-1080, 2020
- 751 **42.** Owen PJ, Miller CT, Mundell NL, Verswijveren S, Tagliaferri SD, Brisby H, Bowe
752 SJ, Belavy DL. Which specific modes of exercise training are most effective for
753 treating low back pain? Network meta-analysis. *British journal of sports medicine*.
754 54:1279-1287, 2020
- 755 **43.** Page MJ, McKenzie JE, Higgins JPT. Tools for assessing risk of reporting biases in
756 studies and syntheses of studies: a systematic review. *BMJ open*. 8:e019703, 2018
- 757 **44.** Page MJ, McKenzie JE, Kirkham J, Dwan K, Kramer S, Green S, Forbes A. Bias due
758 to selective inclusion and reporting of outcomes and analyses in systematic reviews of
759 randomised trials of healthcare interventions. *The Cochrane database of systematic*
760 *reviews*. 2014:MR000035, 2014
- 761 **45.** Pergolizzi JV, Jr., LeQuang JA. Rehabilitation for Low Back Pain: A Narrative
762 Review for Managing Pain and Improving Function in Acute and Chronic Conditions.
763 *Pain and therapy*. 9:83-96, 2020
- 764 **46.** Petersen T, Larsen K, Nordsteen J, Olsen S, Fournier G, Jacobsen S. The McKenzie
765 method compared with manipulation when used adjunctive to information and advice
766 in low back pain patients presenting with centralization or peripheralization: a
767 randomized controlled trial. *Spine*. 36:1999-2010, 2011
- 768 **47.** Qaseem A, Wilt TJ, McLean RM, Forciea MA, Clinical Guidelines Committee of the
769 American College of P, Denberg TD, Barry MJ, Boyd C, Chow RD, Fitterman N,
770 Harris RP, Humphrey LL, Vijan S. Noninvasive Treatments for Acute, Subacute, and
771 Chronic Low Back Pain: A Clinical Practice Guideline From the American College of
772 Physicians. *Annals of internal medicine*. 166:514-530, 2017
- 773 **48.** Rasmussen-Barr E, Ang B, Arvidsson I, Nilsson-Wikmar L. Graded exercise for
774 recurrent low-back pain: a randomized, controlled trial with 6-, 12-, and 36-month
775 follow-ups. *Spine*. 34:221-228, 2009
- 776 **49.** Roland M, Fairbank J. The Roland–Morris Disability Questionnaire and the Oswestry
777 Disability Questionnaire. *Spine*. 25, 2000
- 778 **50.** Roussel NA, Nijs J, Meeus M, Mylius V, Fayt C, Oostendorp R. Central sensitization
779 and altered central pain processing in chronic low back pain: fact or myth? *The*
780 *Clinical journal of pain*. 29:625-638, 2013
- 781 **51.** Rucker G, Schwarzer G, Carpenter JR, Schumacher M. Undue reliance on I(2) in
782 assessing heterogeneity may mislead. *BMC Med Res Methodol*. 8:79, 2008
- 783 **52.** Saner J, Kool J, Sieben JM, Luomajoki H, Bastiaenen CH, de Bie RA. A tailored
784 exercise program versus general exercise for a subgroup of patients with low back
785 pain and movement control impairment: A randomised controlled trial with one-year
786 follow-up. *Manual therapy*. 20:672-679, 2015
- 787 **53.** Saragiotto BT, Machado GC, Ferreira ML, Pinheiro MB, Abdel Shaheed C, Maher
788 CG. Paracetamol for low back pain. *The Cochrane database of systematic*
789 *reviews*. CD012230, 2016

- 790 **54.** Shafshak TS, Elnemr R. The Visual Analogue Scale Versus Numerical Rating Scale
791 in Measuring Pain Severity and Predicting Disability in Low Back Pain. *J Clin*
792 *Rheumatol.* 27:282-285, 2021
- 793 **55.** Tagliaferri SD, Miller CT, Owen PJ, Mitchell UH, Brisby H, Fitzgibbon B, Masse-
794 Alarie H, Van Oosterwijck J, Belavy DL. Domains of Chronic Low Back Pain and
795 Assessing Treatment Effectiveness: A Clinical Perspective. *Pain practice : the official*
796 *journal of World Institute of Pain.* 20:211-225, 2020
- 797 **56.** Tagliaferri SD, Mitchell UH, Saueressig T, Owen PJ, Miller CT, Belavy DL.
798 Classification Approaches for Treating Low Back Pain Have Small Effects That Are
799 Not Clinically Meaningful: A Systematic Review With Meta-analysis. *The Journal of*
800 *orthopaedic and sports physical therapy.* 1-49, 2021
- 801 **57.** Ulger O, Demirel A, Oz M, Tamer S. The effect of manual therapy and exercise in
802 patients with chronic low back pain: Double blind randomized controlled trial.
803 *Journal of back and musculoskeletal rehabilitation.* 30:1303-1309, 2017
- 804 **58.** van der Gaag WH, Roelofs PD, Enthoven WT, van Tulder MW, Koes BW. Non-
805 steroidal anti-inflammatory drugs for acute low back pain. *The Cochrane database of*
806 *systematic reviews.* 4:CD013581, 2020
- 807 **59.** van Dieen JH, Reeves NP, Kawchuk G, van Dillen LR, Hodges PW. Analysis of
808 Motor Control in Patients With Low Back Pain: A Key to Personalized Care? *The*
809 *Journal of orthopaedic and sports physical therapy.* 49:380-388, 2019
- 810 **60.** Van Dillen LR, Norton BJ, Sahrman SA, Evanoff BA, Harris-Hayes M, Holtzman
811 GW, Earley J, Chou I, Strube MJ. Efficacy of classification-specific treatment and
812 adherence on outcomes in people with chronic low back pain. A one-year follow-up,
813 prospective, randomized, controlled clinical trial. *Manual therapy.* 24:52-64, 2016
- 814 **61.** van Lennep J, Trossel F, Perez R, Otten RHJ, van Middendorp H, Evers AWM,
815 Szadek KM. Placebo effects in low back pain: A systematic review and meta-analysis
816 of the literature. *European journal of pain (London, England).* 25:1876-1897, 2021
- 817 **62.** WHO: Priority Medicines for Europe and the World 2013 Update p. 180. Available at:
818 [http://www.who.int/medicines/areas/priority_medicines/MasterDocJune28_FINAL_](http://www.who.int/medicines/areas/priority_medicines/MasterDocJune28_FINAL_Web.pdf)
819 [Web.pdf](http://www.who.int/medicines/areas/priority_medicines/MasterDocJune28_FINAL_Web.pdf) Accessed Jan 31st, 2021
- 820 **63.** Wong CK, Mak RY, Kwok TS, Tsang JS, Leung MY, Funabashi M, Macedo LG,
821 Dennett L, Wong AY. Prevalence, Incidence, and Factors Associated With Non-
822 Specific Chronic Low Back Pain in Community-Dwelling Older Adults Aged 60
823 Years and Older: A Systematic Review and Meta-Analysis. *The journal of pain.* 2021
- 824 **64.** Zemedikun DT, Kigozi J, Wynne-Jones G, Guariglia A, Roberts T. Methodological
825 considerations in the assessment of direct and indirect costs of back pain: A systematic
826 scoping review. *PloS one.* 16:e0251406, 2021
827
-

PubMed, Cochrane Central Register of Controlled Trials, EMBASE, Clarivate Web of Science, Google Scholar

Records from database searching
(n = 1608)

Records from database search after deduplication
(n = 1168)

Additional records identified from
other sources (n = 4)

Unique records screened
(n = 1172)

Excluded, title screen
(n = 410)

Records screened title/abstract
(n = 762)

Excluded, title/abstract screen
(n = 656)

Records screened full-text
(n = 106)

Excluded, full text (n = 36)

- Only Abstract available = 7
- Duplicate record = 3
- No full-text = 1
- Not individualized = 9
- Not exercise intervention = 3
- Not chronic LBP = 3
- Not RCT = 1
- No primary outcomes = 7
- Protocol = 1
- Not primary publication = 1

Additional records identified being the
primary publication (n = 3)

Excluded, data extraction
(n = 15)

- Not individualized = 7
- Not RCT = 1
- Wrong Follow-Up = 1
- No primary outcomes = 4
- Not chronic LBP = 2

Studies included
(n = 58)

Records update Jan 2022 (n = 12)

Excluded, former records (n = 2)

- Inadequate design = 2

Excluded, new retrievals (n = 10)

- title/abstract screen = 9
- Inadequate design = 1

Studies included
(n = 58)

Included, qualitative analysis
(n = 58)

Included, quantitative analysis
(n = 53)

Study	Risk of bias domains					Overall
	D1	D2	D3	D4	D5	
Aasa_2015	+	-	+	+	+	-
Andersen_2016	+	X	+	+	+	X
Apeldoorn_2012	+	-	X	+	+	X
Azevedo_2018	+	X	+	+	+	X
Brady_2018	+	-	+	+	+	-
Cairns_2006	X	X	+	+	+	X
Cherkin_1998	+	X	+	+	+	X
Cuesta-Vargas_2011	X	-	+	+	+	X
Descarreux_2002	X	X	X	X	-	X
Diaz-Arribas_2015	+	X	+	+	+	X
Ford_2016	+	-	+	+	+	-
Garcia_2018	+	-	+	+	+	-
Geisser_2005	-	-	+	-	+	X
Godfrey_2020	+	-	+	+	+	-
Goertz_2017	+	X	+	+	+	X
Gudavalli_2006	+	-	+	+	+	-
Hansen_1993	X	-	+	-	+	X
Heinrich_2009	-	-	+	+	+	-
Henry_2014	+	-	+	+	+	-
Highland_2018	+	-	+	+	+	-
Hill_2011	+	-	+	+	+	-
Hill_2020	+	X	+	+	+	X
Hueppe_2019	+	-	+	+	+	-
Hurley_2015	+	-	+	+	+	-
Jay_2015	-	-	+	+	+	-
Jensen_2011	+	X	+	+	+	X
Kim_2020	+	X	+	+	+	X
Lang_2021	+	-	+	+	+	-
Lehtola_2016	+	-	+	+	+	-
Leibetseder_2007	-	-	+	-	+	X
Lomond_2015	+	X	-	+	+	X
Long_2004	+	X	-	+	+	X
Macedo_2012	+	X	+	+	+	X
Magalhães_2018	+	X	+	+	+	X
Michaelson_2016	+	-	+	+	+	-
Moore_2000	+	-	+	+	+	-
O'Keeffe_2020	+	X	+	+	+	X
Paolucci_2011	+	X	X	+	-	X
Petersen_2011	+	X	-	+	+	X
Rabiei_2021	-	-	+	+	+	X
Rabin_2014	+	-	+	+	+	-
Rasmussen-Barr_2009	-	-	+	+	+	-
Salas_2019	X	X	+	X	+	X
Sandal_2021	+	-	+	+	+	-
Saner_2015	+	-	+	+	+	-
Schaller_2016	X	X	+	-	+	X
Soukup_1999	+	-	+	+	+	-
Suh_2019	+	X	+	+	+	X
Thanawat_2017	X	X	+	X	+	X
Tsauo_2009	X	-	+	+	+	-
Van Baal_2020	+	X	+	+	+	X
Van Dillen_2016	-	-	X	+	+	X
Vasseljen_2012	-	-	X	+	+	X
Verra_2018	+	-	+	+	+	-
Vibe Fersum_2013	+	-	+	+	+	-
Von Korff_2005	+	-	+	+	+	-
Wajswelner_2012	+	-	+	+	+	-
Wälti_2015	+	-	+	+	+	-

Domains:

D1: Bias arising from the randomization process.

D2: Bias due to deviations from intended intervention.

D3: Bias due to missing outcome data.

D4: Bias in measurement of the outcome.

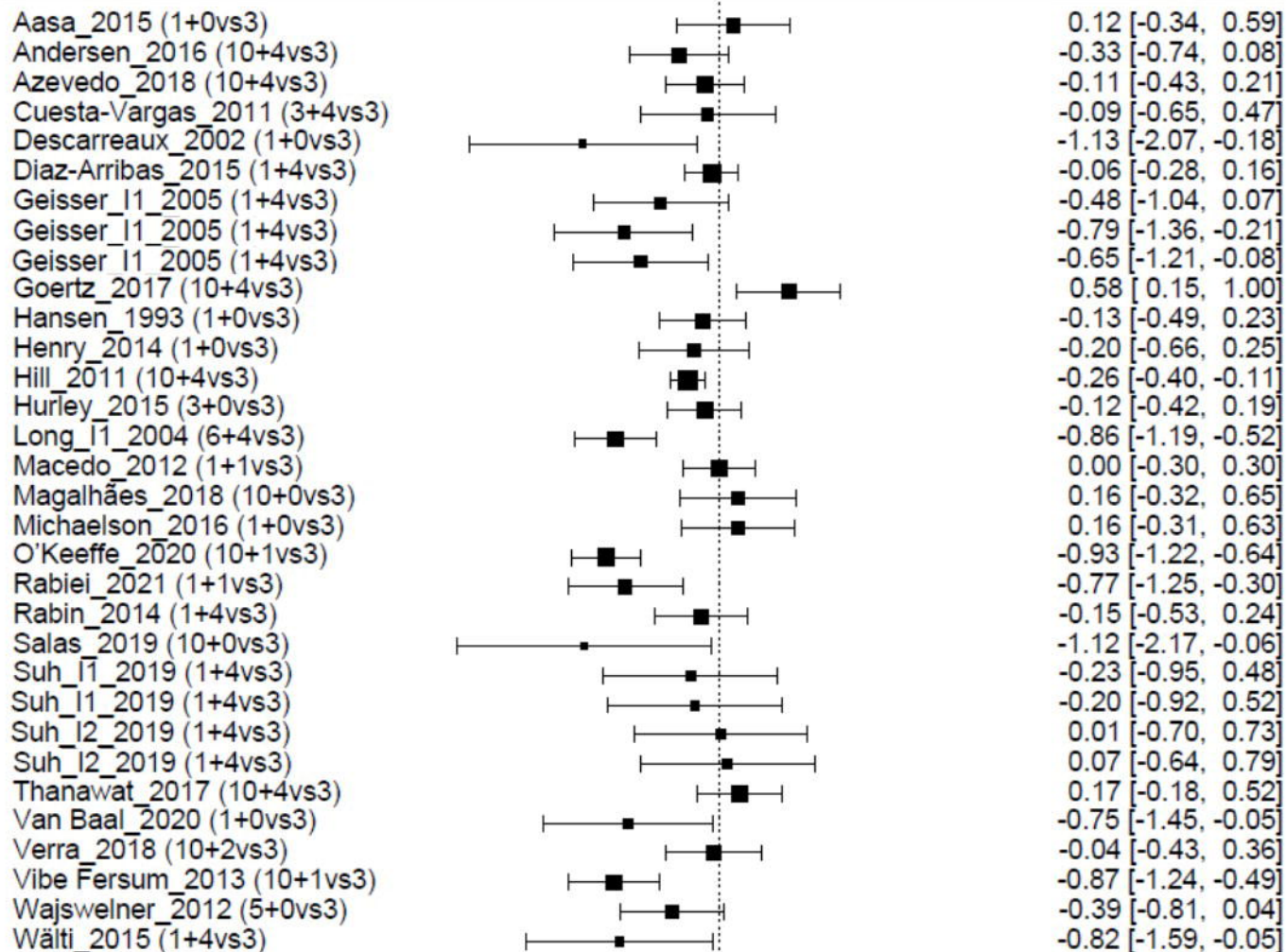
D5: Bias in selection of the reported result.

Judgement

High


Some concerns

Low

Random-Effects Model: $Z = -3.90$ ($p < .001$)

-0.28 [-0.42, -0.14]

Heterogeneity:

 $I^2 = 73\%$; $\tau^2 = .11$ 

Exercise intervention

Psychological therapy

Comparator

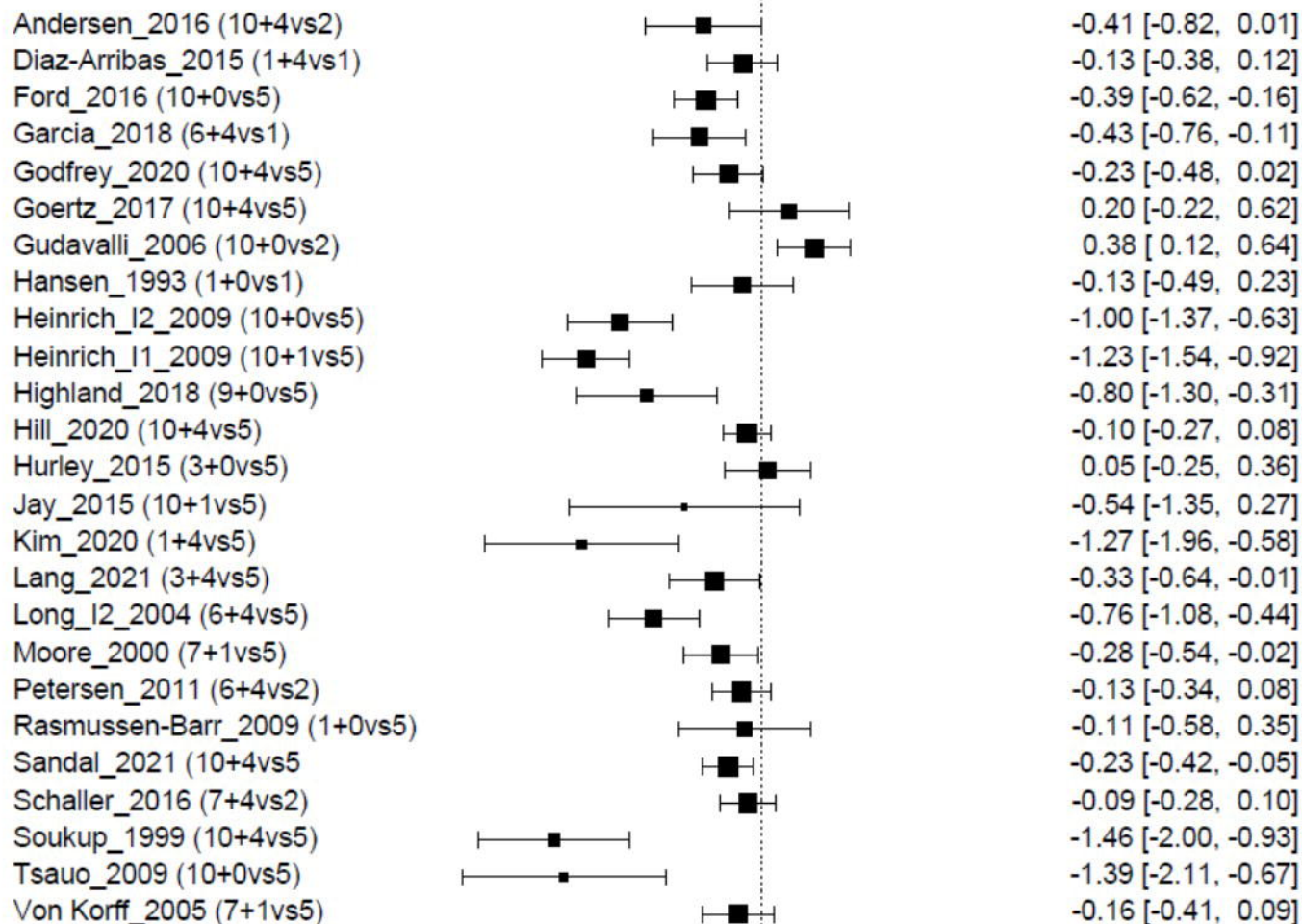
1 Stabilisation
 2 Strength
 3 Aerobic
 4 Stretching
 5 Pilates
 6 McKenzie
 7 Back school
 8 Mind-body
 9 Yoga
 10 Mixed

+

0 None
 1 Cognitive behavioural
 2 Behavioural
 4 Other

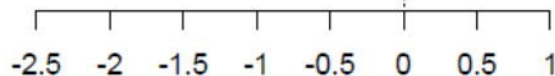
VS

1 True control
 2 Passive measures
 3 Active (Exercise)
 4 Medication
 5 Advice or Usual care

Random-Effects Model: $Z = -4.31$ ($p < .001$)

-0.40 [-0.58, -0.22]

Heterogeneity:

 $I^2 = 89\%$; $\text{Tau}^2 = .18$ 

Favours individualisation | Favours control / comparator

Exercise intervention

Psychological therapy

Comparator

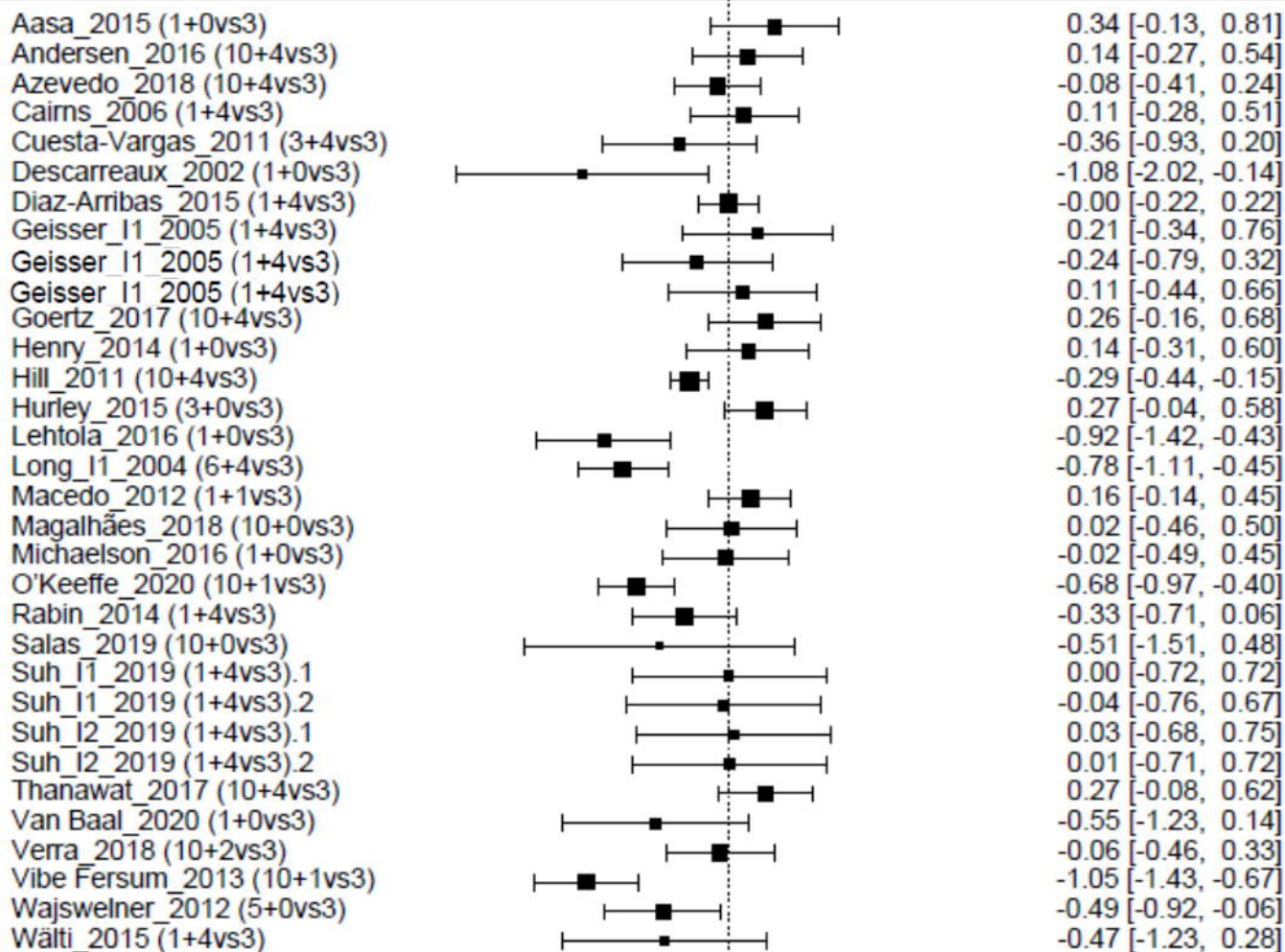
1 Stabilisation
 2 Strength
 3 Aerobic
 4 Stretching
 5 Pilates
 6 McKenzie
 7 Back school
 8 Mind-body
 9 Yoga
 10 Mixed

+

0 None
 1 Cognitive behavioural
 2 Behavioural
 4 Other

VS

1 True control
 2 Passive measures
 3 Active (Exercise)
 4 Medication
 5 Advice or Usual care

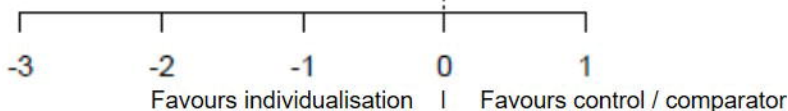


Random-Effects Model: Z = -2.30 (p = .02)

-0.17 [-0.31, -0.02]

Heterogeneity:

I² = 73%; Tau² = .1



Exercise intervention

Psychological therapy

Comparator

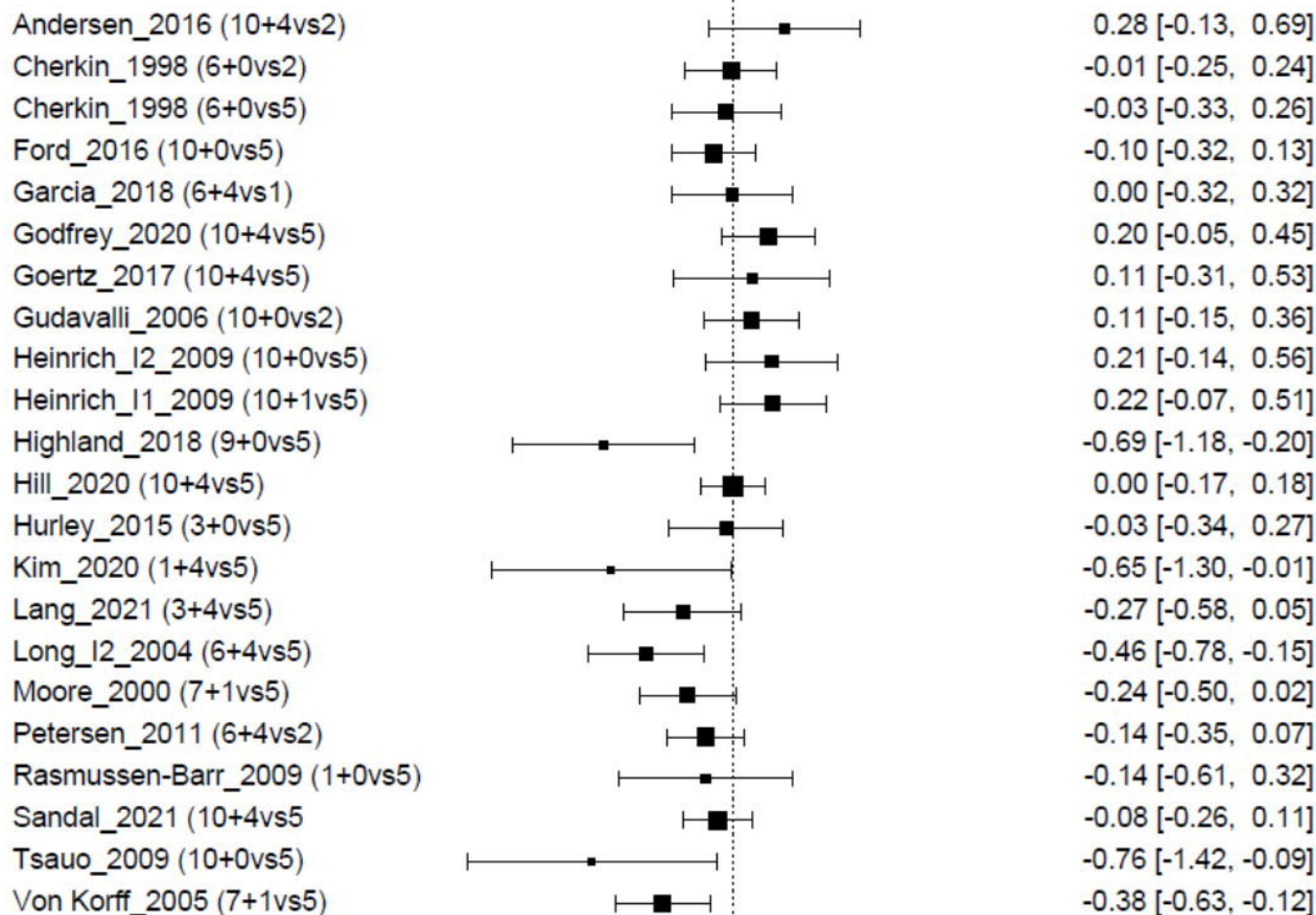
- 1 Stabilisation
- 2 Strength
- 3 Aerobic
- 4 Stretching
- 5 Pilates
- 6 McKenzie
- 7 Back school
- 8 Mind-body
- 9 Yoga
- 10 Mixed

+

- 0 None
- 1 Cognitive behavioural
- 2 Behavioural
- 4 Other

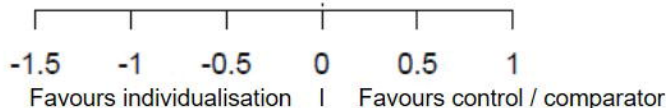
VS

- 1 True control
- 2 Passive measures
- 3 Active (Exercise)
- 4 Medication
- 5 Advice or Usual care

Random-Effects Model: $Z = -1.81$ ($p = .07$)

-0.09 [-0.18, 0.01]

Heterogeneity:

 $I^2 = 54\%$; $\text{Tau}^2 = .02$ 

Exercise intervention

Psychological therapy

Comparator

1 Stabilisation
 2 Strength
 3 Aerobic
 4 Stretching
 5 Pilates
 6 McKenzie
 7 Back school
 8 Mind-body
 9 Yoga
 10 Mixed

+

0 None
 1 Cognitive behavioural
 2 Behavioural
 4 Other

VS

1 True control
 2 Passive measures
 3 Active (Exercise)
 4 Medication
 5 Advice or Usual care