

Brief report

Title: Efficient control of IL-6, CRP and Ferritin in Covid-19 patients with two variants of Beta-1,3-1,6 glucans in combination, within 15 days in an open-label prospective clinical trial

Running Title:

Control of IL-6, CRP and Ferritin in Covid-19 patients with Beta Glucans

Authors:

Subramanian Pushkala¹ (pushkala66m@gmail.com)

Sudha Seshayyan¹ (sesh2525@gmail.com)

Ethirajan Theranirajan² (deanmmc@tn.gov.in)

Doraisamy Sudhakar² (drsudha87@ymail.com)

Kadalraja Raghavan³ (drkraghavan@nichimail.jp)

Vidyasagar Devaprasad Dedeepiya⁴ (dedeepiya_76@yahoo.co.in)

Nobunao Ikewaki^{5,6} (nikewaki@phoenix.ac.jp)

Masaru Iwasaki⁷ (miwasaki@yamanashi.ac.jp)

Senthilkumar Preethy⁸ (drspp@nichimail.jp)

Samuel JK Abraham^{4,7,9} (drsam@nichimail.jp)

Affiliations:

1. Department of Immunology, The Tamil Nadu Dr. M.G.R. Medical University, Chennai, 600032, India.
2. Rajiv Gandhi Government General Hospital, Madras Medical College, Chennai, Tamil Nadu, India.
3. Dept of Paediatric Neurology, Jesuit Antonyraj memorial Inter-disciplinary Centre for Advanced Rehabilitation and Education (JAICARE), Madurai, India

4. Mary-Yoshio Translational Hexagon (MYTH), Nichi-In Centre for Regenerative Medicine (NCRM), Chennai, India.
5. Dept. of Medical Life Science, Kyushu University of Health and Welfare, Japan
6. Institute of Immunology, Junsei Educational Institute, Nobeoka, Miyazaki, Japan
7. Centre for Advancing Clinical Research (CACR), University of Yamanashi - School of Medicine, Chuo, Japan.
8. Fujio-Eiji Academic Terrain (FEAT), Nichi-In Centre for Regenerative Medicine (NCRM), Chennai, India.
9. Antony- Xavier Interdisciplinary Scholastics (AXIS), GN Corporation Co. Ltd., Kofu, Japan

Corresponding author information:

Dr. Samuel JK Abraham,

II Department of Surgery & CACR,

University of Yamanashi, Faculty of Medicine

Address for correspondence: 3-8, Wakamatsu, Kofu, 400-0866, Yamanashi, Japan

Email id- drsam@nichimail.jp; Alternate email id: drsp@nichimail.jp

Fax: +81-55-235-7569

Acknowledgements:

The authors thank

1. The Government of Japan and the Prefectural Government of Yamanashi for a special loan and M/s Yamanashi Chuo Bank for processing the transactions.
2. Dr. Ragarobine, Mr. Mathaiyan Rajmohan of NCRM, Dr. Subbiah Sriraam, Ms. Aditi Ramesh and staff of Aurous HealthCare for their assistance with the regulatory procedures, documentation, logistics and data collection of the study.
3. Mr. Takashi Onaka, Mr. Yasunori Ikeue, Mr. Mitsuru Nagataki (Sophy Inc, Kochi, Japan), for necessary technical clarifications.
4. Mr. Yoshio Morozumi and Ms. Yoshiko Amikura of GN Corporation, Japan for their liaison assistance with the conduct of the study.
5. Loyola-ICAM College of Engineering and Technology (LICET) for their support to our research work.

Conflicts of interest/Competing interests: Author Samuel Abraham is a shareholder in GN Corporation, Japan which in turn is a shareholder in the manufacturing company of the Beta Glucans described in the study.

Funding:

No external funding was received for the study

Ethics Approval:

The study was registered in Clinical trials registry of India, CTRI/2021/10/037380. The study was approved by the Institutional Ethics Committee (IEC) of Madras Medical College, India on 15th September, 2021.

Abstract:

Objective: In this study, we evaluated the efficiency of the combination of two variants' AFO-202 and N-163 strains of Aureobasidium Pullulans produced in comparison with the control arm, which underwent a conventional regimen of treatment alone, for a shorter duration of 15 days.

Methods: A total of 40 RT-PCR positive Covid-19 patients divided into two groups (Gr): Gr. 1 control (n=22) – Standard treatment; Gr. 2 (n =18) – Standard treatment + combination of AFO-202 and N-163 beta glucans for 15 days. Biomarkers of relevance to cytokine storm and coagulopathy were evaluated at baseline on Day 7 and Day 15.

Results: The C-reactive protein (CRP), which declined from 33.95 mg/l to 5.07 mg/l in control and from 33.95 mg/l to 5.64 mg/l in the treatment arm on Day 7, increased to 14.6 mg/l in the former while it continued to be under control in the treatment arm at 5.68 mg/l on Day 15. The same trend was observed in Ferritin, whose values were 560.58 ng/ml at baseline to 261.44 ng/ml (day-7) and 182.40 ng/ml (day-15) in the treatment group, while it was 535.24 ng/ml at baseline, 116.66 ng/ml on day 7 and 291.95 ng/ml on day 15 in the control group. IL-6 showed a higher decrease in treatment group compared to the control group. The difference between day 7 and day 15 values were statically significant.

Conclusion: A statistically significant control of IL-6, CRP and Ferritin in Covid-19 patients who orally consumed AFO-202 and N-163 strains of Aureobasidium Pullulans produced Beta glucans together in 15 days make us recommend this safe food supplement be consumed by Covid-19 patients along with conventional treatments, especially to the vulnerable population, as a prophylaxis amidst the prolonged pandemic with evolution of mutated strains of SARS-COV2.

Keywords: Covid-19; IL-6; Ferritin; C-reactive protein; Cytokine storm; Immuno-modulation;
Beta Glucans; Adjunct treatment

Introduction:

Coronavirus disease 2019 (Covid-19) caused by the zoonotic novel Coronavirus called SARS-CoV-2 has been wreaking havoc around the world ever since it was declared a pandemic by WHO on March 11, 2020 [1]. The recent discovery of a highly mutated coronavirus variant in South Africa has further triggered a global scramble [2]. While most patients experience only a mild self-limiting disease, up to 20% of known cases of Covid-19 develop severe pneumonia resulting in acute respiratory distress syndrome (ARDS) and acute hypoxemic respiratory failure leading to death in 1% of cases [3]. The risk of mortality in Covid-19 is higher in a presence of comorbidities such as cardiovascular diseases, diabetes mellitus and obesity [1]. Treatment involves standard supportive care, use of antiviral agents and immunomodulators to dampen the immune system in order to prevent a cytokine storm and tissue damage [4]. C-reactive protein (CRP), ferritin, fibrinogen, D-dimer and Interleukin 6 (IL-6) are important biomarkers which are evaluated at initial assessment to predict the course of the disease and risk of developing severe disease and respiratory failure [1]. Among immunomodulatory agents, specific immune modulators such as anti-cytokines, interleukin (IL)-1 and IL-6 receptor antagonists, Janus kinase (JAK) inhibitors, anti-tumor necrosis factor- α , granulocyte-macrophage colony-stimulating factors, convalescent plasma and non-specific immune modulators including human immunoglobulin, corticosteroids, statins, angiotensin pathway modulators, macrolides, hydroxychloroquine and chloroquine, colchicine, and prostaglandin D2 modulators [5] are being tried. Most of these have associated adverse effects. Mass immunization by Covid-19 vaccines is the major focus among preventive strategies. With some vaccines approved and a variety of vaccine candidates under investigation and in clinical trials, to overcome challenges of low immunogenicity and inefficient protective immunity, adjuvants have been advocated [7].

Given this background, a biological-response modifier glucans (BRMG) such as the *Aureobasidium pullulans* produced β -glucans have been suggested as an alternative adjunct treatment and prevention strategy as they have the ability to activate different arms of the host immune response against Covid-19 [8,9]. This 1,3-1,6 beta glucan has been reported to reduce the levels of IL-1 β , IL-2, IL-4, IL-6, IL-12, TNF- α , IFN- γ , and sFasL while increasing IL8 and sFAS, thereby exerting an effective protective immunity and immune-modulation without hyper-immunity [10]. Two strains of *A. pullulans* produced beta glucans have been studied for their different potentials to be considered as potential treatment and preventive adjuvants against Covid-19. The AFO-202 strain-produced beta glucan is capable of exerting metabolic effects of normalizing blood glucose and lipid levels, as fasting blood glucose is an independent outcome of Covid-19 severity and mortality [11]. The potential of this BRMG in acting as a prophylactic supplement to help combat coagulopathy associated with Covid-19 has also been described [12]. AFO-202 beta glucan was capable of decreasing the neutrophil-to-lymphocyte ratio (NLR) while increasing the lymphocyte to CRP ratio (LCR) and the leukocyte-CRP ratio (LeCR) in 15 days [13]. The N-163 strain-produced beta glucan has been reported for its potential for anti-inflammatory, anti-fibrotic immune modulation in a non-alcoholic steatohepatitis (NASH) disease animal model [14]. In healthy human volunteers, a combination of the beta-glucans has been able to decrease in pro-inflammatory markers and increase in anti-inflammatory markers in an advantageous manner [15]. In an earlier study, supplementation with the beta glucans produced by the AFO-202 and N-163 strains of *Aureobasidium pullulans* have been studied for consumption as separate and in combination. The combination was identified as helping to maintain the major biomarkers of clinical severity and mortality of Covid-19 viz, IL-6, D-Dimer, and NLR over 30 days compared to standard care alone [16]. We wanted to evaluate the effects

of the combination of the AFO-202 and N-163 beta glucans in Covid-19 patients during the acute phase of 7 and 15 days and hence, in this report, we present the evaluation of the beneficial outcome of a combination of beta-glucans produced by *A. pullulans* (AFO-202 and N-163 strains) in patients with Covid-19.

Methods

The present study was an open label, prospective, comparative, two-arm pilot clinical study to evaluate the immune enhancement and immunomodulatory efficacy of supplementation with combination of AFO-202 and N-163 strains produced beta glucans compared to those who undergo a conventional therapeutic regimen alone in adult subjects with Covid-19 caused by SARS-CoV2(B-CoV).

Patients were involved in the design and conduct of this research. During the feasibility stage, priority of the research question, choice of outcome measures, and methods of recruitment were informed by discussions with patients through a focus group session and structured interviews. Once the trial has been published, participants will be informed of the results through a study newsletter suitable for a non-specialist audience.

Adult subjects between 18 and 70 years (both ages and sexes inclusive) who were confirmed to be positive for SARS-CoV2 by way of RT-PCR with or without co-morbidities but who required hospitalization were included in the study. Severe Covid-19-affected patients requiring intensive care, children and pregnant women were excluded.

There were two groups (Gr.):

Gr. 1: The control group receiving the standard treatment, which consisted of medications such as Dexamethasone, Azithromycin, Remdesivir, Vitamin C, Zinc and Enoxaparin sodium along

with the routine medication they were taking for associated co-morbidities if any and supportive measures.

Gr. 2 : The intervention was standard treatment + AFO-202 beta glucan at 3 gm per day (1.0 gm granule with each meal) in combination with N-163 beta glucan (15 gm gel in a sachet with one meal every day).

The primary outcome was improvement in the clinical symptoms of Covid-19: time taken for improvement, complete recovery, recurrence in typical symptoms from baseline.

The secondary outcome was evaluation for required hospitalization, mortality, progression to critical care admission, oxygen/life-support and tests for biochemical parameters such as Ferritin, D-Dimer, IL6, complete blood count, HbA1C, C-reactive protein (CRP) and IgA.

Data were analysed using Microsoft Excel and Origin 2021b statistical software. Results are presented as mean or mean \pm standard deviation for the continuous normal variables. An independent sample T-test and ANOVA were used for comparison between the groups. A p-value < 0.05 was considered significant.

Results

The baseline characteristics of the patients are presented in Table 1. Twenty-two patients underwent treatment in the Gr. 1 Control and 18 patients in Gr. 2, AFO 202+N163. Four patients in Gr.2 and one patient in Gr.1 withdrew from the study. Two patients in Gr. 2 required ventilation and ICU admission, among whom one passed away seven days after admission.

The age of the subjects in the Gr. 1 Control was 29 to 70 years (Mean \pm SD = 45.04 \pm 11.5 years); in Gr. 2, AFO 202+N163, 23 to 65 years (Mean \pm SD = 43 \pm 9.26 years). There were no significant differences among the groups in terms of body weight, BMI and blood pressure at the

time of admission. All enrolled patients had mild to moderate Covid-19 at admission. Two to eight litres of oxygen were administered to four patients in the control group and three patients in the treatment group. There was no statistically significant difference among the groups in terms of duration of hospitalization or the resolution of symptoms. There was no significant difference in oxygen saturation on the 7th- and 15th-day follow-ups in both groups. Temperature and heart rate also showed no significant difference among the groups (data not shown).

The CRP decrease was highest in Gr.2 treatment on both days 7 and 15, from a baseline value of 33.95 ± 59.71 mg/l to 5.64 ± 7.98 mg/l on day 7 and 5.68 ± 10.03 mg/l on day 15 compared to the Gr.1 control, in which it decreased from a baseline of 33.95 ± 52.89 mg/l to 5.07 ± 7.98 mg/l on day 7 but increased to 14.6 ± 36.12 mg/l on day 15 (Figure 2).

IL-6 showed higher decrease in Gr.2 treatment from a baseline of 25.67 ± 24.2 pg/ml to 8.67 ± 13.11 pg/ml on day 7 to 5.64 ± 6.77 pg/ml on day 15 than the values in the control group decreased from a baseline of 19.48 ± 32.85 pg/ml to 10.29 ± 22.4 pg/ml (day 7) to 10.8 ± 22.77 pg/ml (day 15) (Figure 3).

Ferritin showed the highest decrease in Gr.2 treatment on both days 7 and 15 from a baseline value of 560.58 ± 522.16 ng/ml to 261.44 ± 323.81 ng/ml in 7 days and 182.40 ± 233.59 ng/ml in 15 days compared to the Gr.1 control in which it decreased from baseline of 535.24 ± 591.29 ng/ml to 116.66 ± 258.99 ng/ml on day 7 but again increased to 291.95 ± 335.69 ng/ml over 15 days (Figure 4).

D-Dimer values showed a significant decrease in the treatment group from 0.37 ± 0.51 mg FEU /L to 0.24 ± 0.44 mg FEU /L on day 15 while it remained almost same at 0.37 ± 0.8 mg FEU /L on day 7. In the control group, it decreased from 0.908 ± 3.03 mg FEU /L to 0.14 ± 0.29 mg FEU /L on day 7 but later increased to 0.25 ± 0.38 mg FEU /L on day 15 (Figure 5).

The other parameters including HbA1C and IgA values did not show much difference from baseline to day 15 in both groups.

Discussion

Covid-19 is a “multisystem disease” caused by a diffuse systemic process involving a complex interplay of the immunological, inflammatory and coagulative cascades. SARS-CoV-2 infection triggers a widespread uncontrolled inflammation and immune dysregulation which releases massive amounts of cytokines and chemokines called the “cytokine storm.” leading to tissue damage. IL-6 is a key that activates several cell types and stimulates several downstream pathways, increasing the production of acute-phase reactants such as the C-reactive protein (CRP) [17]. Serum ferritin is another important independent biomarker closely related to the severity of Covid-19. Several reports have consistently shown that patients with severe Covid-19 showed elevated ferritin, which has been associated with critical and life-threatening illness [18]. Controlling inflammation and balanced immune-modulation thus becomes the key treatment strategy.

AFO-202 beta glucan was reported earlier to have a balanced immune enhancement with the potential to regulate metabolism, while N-163 beta glucan has been shown to have efficient immune-modulations including anti-fibrotic effects. In healthy volunteers, beneficial effects on biomarkers such as D-dimer levels, there is a decrease in neutrophil-to-lymphocyte ratio (NLR), with an increase in the lymphocyte-to-CRP ratio (LCR) and leukocyte-to-CRP ratio (LeCR) when AFO-202 beta glucan is combined with N-163 beta glucan [14]. This combination has also yielded beneficial effects in NASH models in terms of anti-fibrotic and anti-inflammatory

immunomodulatory capabilities [13]. In an earlier study of these two beta glucans, AFO-202 and N-163, the combination resulted in a significant decrease in biomarkers for inflammation and hyper-immunity (IL6, NLR, ESR, D-Dimer), which was sustained for 30 days while in the control group, there was an increase in the levels of these markers on day 15 [16]. In the current study, we report the effects of these beta glucans in the more acute or critical phase of Covid-19. In particular we tested only the combination based on the results of the previous study, that too for a shorter duration, considering the need for an efficacy to be proven which should be swift to tackle the reported pathogenesis of SARS-COV2, a rapidly developing phenomenon [19]. The present study showed that critical biomarkers such as IL-6, CRP and Ferritin showed profound decrease only in the treatment group which was sustained till 15 days while it decreased during the first 7 days but later increased in day 15 in the control group. The decrease in the control group is associated with the duration of hospital admission where care and treatment will be adequate while in the treatment group, even after discharge, the beneficial effects continue. Serological, radiological and histomorphological similarities between Covid-19-associated respiratory distress and acute exacerbation of interstitial lung disease reports suggest that SARS-CoV-2 infection may trigger or simulate a form of organ specific autoimmunity in predisposed patients. Elevated blood levels of IL-6 and C-reactive protein (CRP) have been well correlated with auto-immune conditions [20]. Thus, this study becomes more relevant based on the beneficial outcome observed in the levels of CRP and IL-6 to patients with auto-immune diseases and organ transplants whose disease may be further exacerbated due to Covid-19. The beta glucans are unique as they are nutritional supplements which serve as potential adjuvants to mainstream treatments. Beta Glucans having also been used as immune adjuvants for vaccines such as the influenza vaccine [21], and hence they will be useful as adjuvants for vaccine in

prevention strategies. Since appropriate management of the cytokine storm during the acute phase is essential to prevent the complications of post-acute and long COVID, the present study gains more significance [22].

The limitations of the study include the drop-outs that have been attributed to the psychosocial factors of visiting the hospital for follow-up. Though the effects of the beta glucans amidst the rise of variants of concern such as the Omicron need to be studied, nevertheless the advantageous effects of these safety-proven beta-glucans reported in the present study make them worth considering as the optimal supplemental treatment and prophylaxis adjuvants.

Conclusion

Supplementation with the combination of beta glucans produced by the AFO-202 and N-163 strains of *Aureobasidium pullulans* have helped to maintain the major biomarkers of the acute clinical severity and mortality of Covid-19 viz, IL-6, CRP and Ferritin over 7 and 15 days compared to those who underwent standard care alone. These findings add to the advantages of these nutraceutical agents as continuous oral supplemented adjuncts for treatment and prevention of Covid-19 after necessary validation in larger multicentric studies.

References:

1. Sabaka P, Koščálová A, Straka I, Hodosy J, Lipták R, Kmotorková B, Kachlíková M, Kušnířová A. Role of interleukin 6 as a predictive factor for a severe course of Covid-19: retrospective data analysis of patients from a long-term care facility during Covid-19 outbreak. *BMC Infect Dis.* 2021 Mar 29;21(1):308.
2. Vaughan A. Omicron emerges. *New Sci.* 2021 Dec 4;252(3363):7.

3. Sabaka P, Koščálová A, Straka I, Hodosy J, Lipták R, Kmotorková B, Kachlíková M, Kušnírová A. Role of interleukin 6 as a predictive factor for a severe course of Covid-19: retrospective data analysis of patients from a long-term care facility during Covid-19 outbreak. *BMC Infect Dis*. 2021 Mar 29;21(1):308.
4. Anka AU, Tahir MI, Abubakar SD, Alsabbagh M, Zian Z, Hamedifar H, Sabzevari A, Azizi G. Coronavirus disease 2019 (COVID-19): An overview of the immunopathology, serological diagnosis and management. *Scand J Immunol*. 2021 Apr;93(4):e12998.
5. Rizk JG, Kalantar-Zadeh K, Mehra MR, Lavie CJ, Rizk Y, Forthal DN. Pharmacological Immunomodulatory Therapy in COVID-19. *Drugs*. 2020 Sep;80(13):1267-1292.
6. Chung JY, Thone MN, Kwon YJ. COVID-19 vaccines: The status and perspectives in delivery points of view. *Adv Drug Deliv Rev*. 2021 Mar;170:1-25.
7. Iqbal Yattoo M, Hamid Z, Parray OR, Wani AH, Ul Haq A, Saxena A, Patel SK, Pathak M, Tiwari R, Malik YS, Sah R, Rabaan AA, Rodriguez Morales AJ, Dhama K. COVID-19 - Recent advancements in identifying novel vaccine candidates and current status of upcoming SARS-CoV-2 vaccines. *Hum Vaccin Immunother*. 2020 Dec 1;16(12):2891-2904.
8. Ikewaki N, Fujii N, Onaka T, Ikewaki S, Inoko H. Immunological actions of Sophy beta-glucan (beta-1,3-1,6 glucan), currently available commercially as a health food supplement. *Microbiol Immunol*. 2007;51(9):861-73.
9. Ikewaki N, Iwasaki M, Abraham SJK. Biological response modifier glucan through balancing of blood glucose may have a prophylactic potential in COVID-19 patients. *J Diabetes Metab Disord*. 2020 Oct 21;19(2):1-4.

10. Ikewaki N, Rao KS, Archibold AD, Iwasaki M, Senthilkumar R, Preethy S, Katoh S, Abraham SJK. Coagulopathy associated with COVID-19 - Perspectives & Preventive strategies using a biological response modifier Glucan. *Thromb J*. 2020 Oct 16;18:27.
11. Ikewaki N, Iwasaki M, Kurosawa G, Rao KS, Lakey-Beitia J, Preethy S, Abraham SJ. β -glucans: wide-spectrum immune-balancing food-supplement-based enteric (β -WIFE) vaccine adjuvant approach to COVID-19. *Hum Vaccin Immunother*. 2021 Aug 3;17(8):2808-2813.
12. Ikewaki N, Raghavan K, Dedeepiya VD, Suryaprakash V, Iwasaki M, Preethy S, senthilkumar R, Abraham SJK. Beneficial immune-regulatory effects of novel strains of *Aureobasidium pullulans* AFO-202 and N-163 produced beta glucans in Sprague Dawley rats. *Clinical Immunology Communications* 2021.
13. Ikewaki N, Kurosawa G, Iwasaki M, Preethy S, Dedeepiya VD, Vaddi S, Senthilkumar R, Levy GA, Abraham SJK. Hepatoprotective effects of *Aureobasidium pullulans* derived Beta 1,3-1,6 biological response modifier glucans in a STAM- animal model of non-alcoholic steatohepatitis .*bioRxiv* 2021.07.08.451700; doi: 10.1101/2021.07.08.451700
14. Ikewaki N, Sonoda T, Kurosawa G, Iwasaki M, Dedeepiya VD, Senthilkumar R, Preethy S, Abraham SJK. Immune and metabolic beneficial effects of Beta 1,3-1,6 glucans produced by two novel strains of *Aureobasidium pullulans* in healthy middle-aged Japanese men: An exploratory study. *medRxiv* 2021.08.05.21261640; doi: 10.1101/2021.08.05.21261640

15. Ikewaki N, Dedeepiya VD, Iwasaki M, Abraham SJK. Commentary: Beyond "TRIM" Benefits of β -Glucan by Blood Glucose and Lipid Balancing Potentials in Its Defense Against COVID-19. *Front Immunol*. 2021 Mar 29;12:620658.
16. Raghavan K, Dedeepiya VD, Suryaprakash V, Rao KS, Ikewaki N, Sonoda T, Levy GA, Iwasaki M, Senthilkumar R, Preethy S, Abraham SJK. Beneficial Effects of novel *aureobasidium pullulans* strains produced beta-1,3-1,6 glucans on interleukin-6 and D-Dimer levels in COVID-19 patients; results of a randomized multiple-arm pilot clinical study. *Biomedicine and Pharmacotherapy* 2021.
17. Samprathi M, Jayashree M. Biomarkers in COVID-19: An Up-To-Date Review. *Front Pediatr*. 2021 Mar 30;8:607647.
18. Vargas-Vargas M, Cortés-Rojo C. Ferritin levels and COVID-19. *Rev Panam Salud Publica*. 2020 Jun 1;44:e72.
19. Tang L, Yin Z, Hu Y, Mei H. Controlling Cytokine Storm Is Vital in COVID-19. *Front Immunol*. 2020 Nov 30;11:570993.
20. Umare V, Nadkarni A, Nadkar M, Rajadhyksha A, Khadilkar P, Ghosh K, Pradhan VD. Do high sensitivity C-reactive protein and serum interleukin-6 levels correlate with disease activity in systemic lupus erythematosus patients? *J Postgrad Med*. 2017 Apr-Jun;63(2):92-95.
21. Le T, Le T, Doan TH, Quyen D, Le KX, Pham V, Nagataki M, Nomura H, Ikeue Y, Watanabe Y, Agatsuma T. The adjuvant effect of Sophy β -glucan to the antibody response in poultry immunized by the avian influenza A H5N1 and H5N2 vaccines. *J Microbiol Biotechnol*. 2011 Apr;21(4):405-11.

22. Buszko M, Nita-Lazar A, Park JH, Schwartzberg PL, Verthelyi D, Young HA, Rosenberg

AS. Lessons learned: new insights on the role of cytokines in COVID-19. *Nat Immunol.*

2021 Apr;22(4):404-411.

Table and Figures:

Table 1: Baseline characteristics of study subjects

S. No	Age range (years)	Gender	Body weight (kgs)	Co-morbidities	Height (Cm)	BMI	BP (mm/Hg)
1	61-65	M	72	Diabetes Mellitus and Hypertension	167	25.8	140/80
2	26-30	F	38	-	140	19.4	96/70
3	51-55	M	55		165	20.2	130/90
4	66-70	M	73	Hypertension	160	28.5	120/80
5	41-45	M	72		170	24.9	110/70
6	26-30	M	85	-	170	29.4	110/70
7	31-35	F	85	-	165	31.2	120/70
8	46-50	F	55	-	152	23.8	90/60
9	56-60	M	55	-	165	20.2	130/90
10	31-35	M	69	-	162	26.3	130/90
11	41-45	M	50	Diabetes Mellitus	151	21.9	130/90
12	36-40	M	116	-	167	41.6	120/80
13	26-30	M	95	-	152	41.1	120/70
14	46-50	M	55	Diabetes Mellitus	134	30.6	110/80

15	51-55	F	79	-	155	32.9	120/70
16	36-40	F	85	-	145	40.4	120/80
17	51-55	F	79	Diabetes Mellitus and Hypothyroidism	157	32	150/90
18	56-60	M	55	Hypertension	163	20.7	130/80
19	51-55	F	80	Diabetes Mellitus	155	33.3	110/80
20	26-30	M	84	-	183	25.1	110/80
21	36-40	M	80	-	167	28.7	110/80
22	36-40	M	88	-	172	29.7	110/80
1	26-30	M	96	-	175	31.3	125/85
2	36-40	M	85	Diabetes Mellitus	165	31.2	110/80
3	61-65	F	52	Diabetes Mellitus	145	24.7	120/70
4	36-40	F	56	-	149	25.2	120/80
5	36-40	F	61	-	163	23	110/70
6	36-40	M	76	Diabetes Mellitus	165	27.9	130/90
7	46-50	M	74	Diabetes Mellitus and Hypertension	165	27.2	160/90
8	46-50	M	55	Diabetes Mellitus	152	23.8	100/60
9	21-25	F	60	-	160	23.4	100/70
10	51-55	M	69	-	168	24.4	130/80
11	41-45	M	76	Diabetes Mellitus	155	31.6	120/90
12	36-40	M	50	Diabetes Mellitus	152	21.6	120/80
13	36-40	M	72	-	134	40.1	110/80
14	46-50	F	125	Diabetes Mellitus	178	39.5	110/80
15	41-45	M	58	-	162	22.1	110/70
16	46-50	F	55	Diabetes Mellitus	152	23.8	120/80
17	46-50	M	79	Diabetes Mellitus	157	32	160/100
18	46-50	F	65	-	158	26	120/80

Figures:

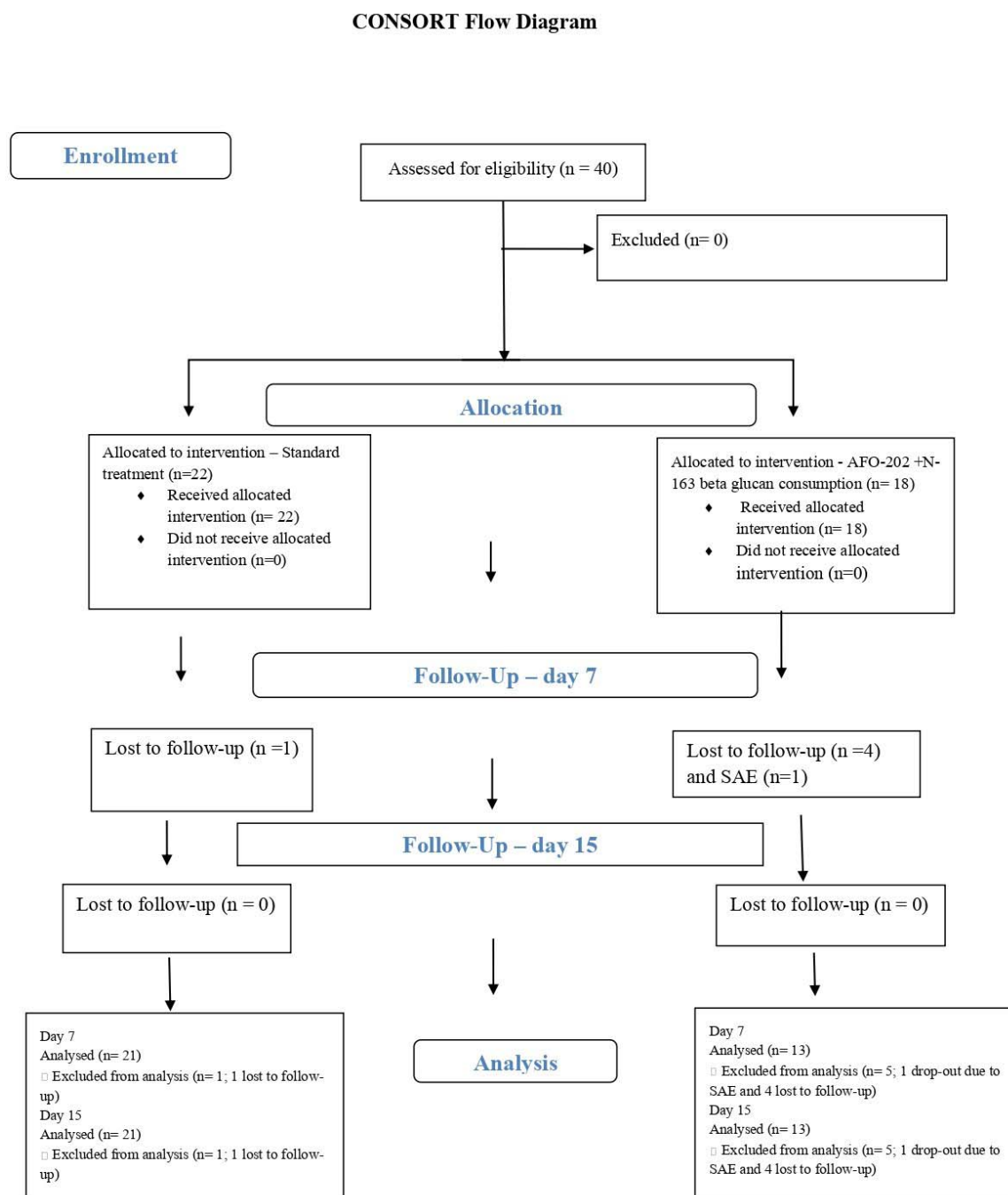


Figure 1: CONSORT flow diagram of the trial

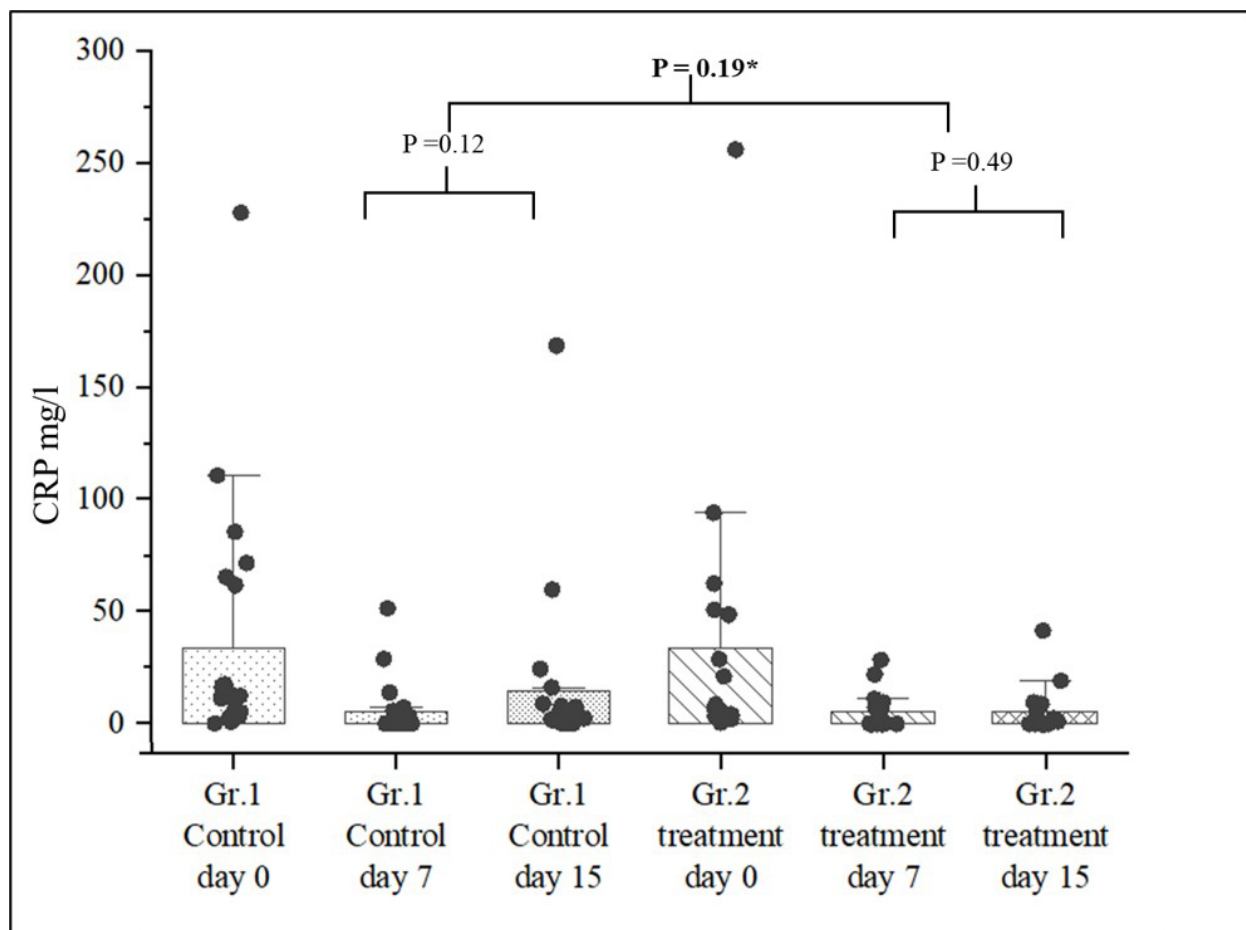


Figure 2: Decrease in CRP in treatment groups compared to the control group in which there was a decrease up to day 7 but an increase on day 15 (*p-value significance<0.5)

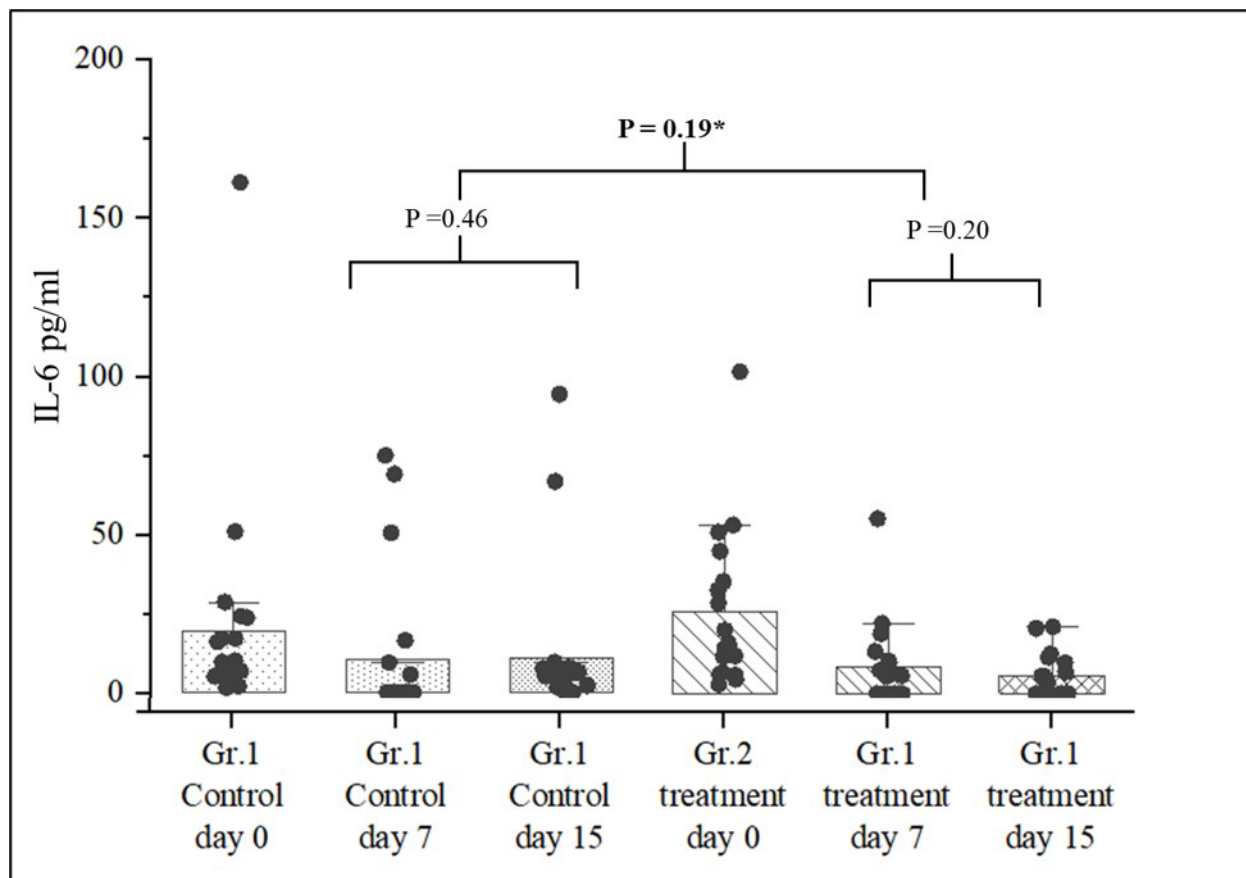


Figure 3: Continuous decrease in IL-6 in treatment groups compared to the control group (*p-value significance<0.5)

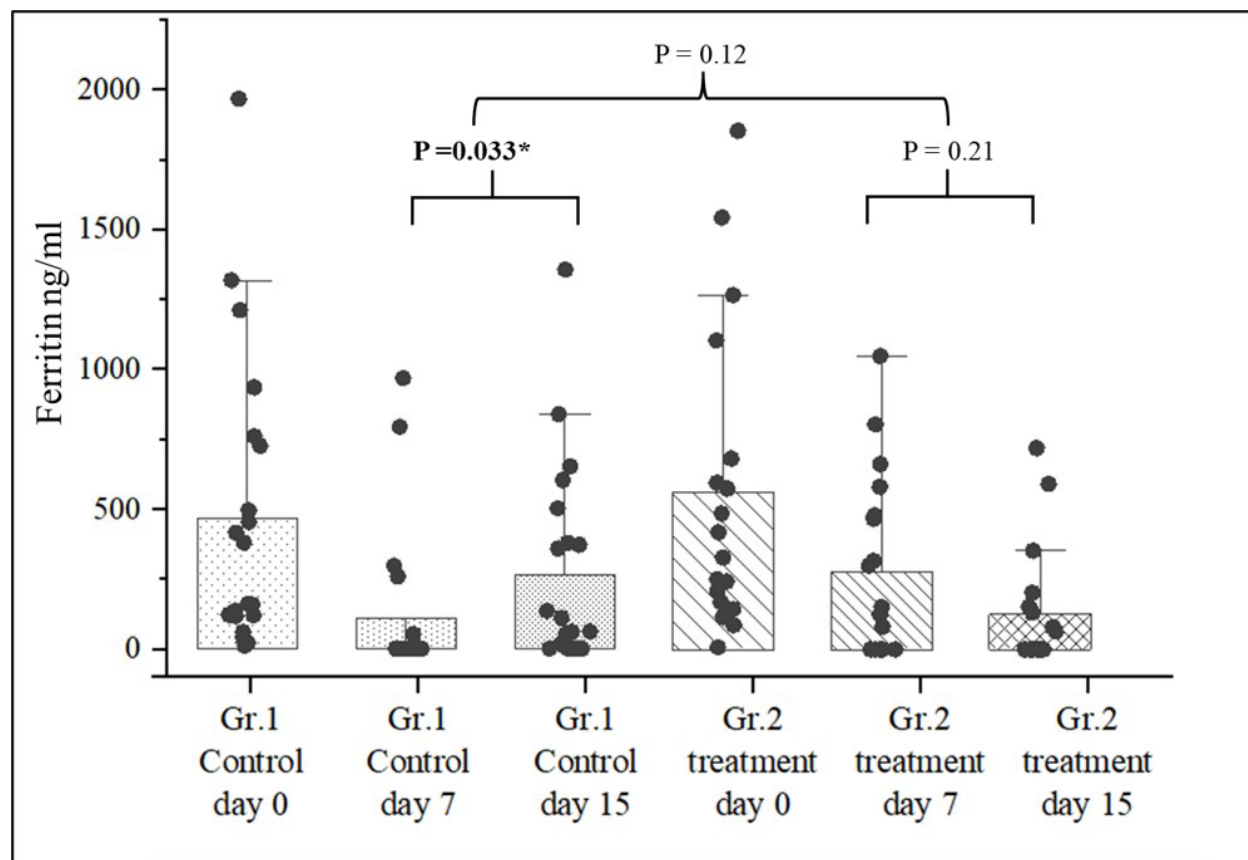


Figure 4: Decrease in Ferritin in treatment groups compared to the control group in which there was a decrease up to day 7 but an increase on day 15 (*p-value significance<0.5)

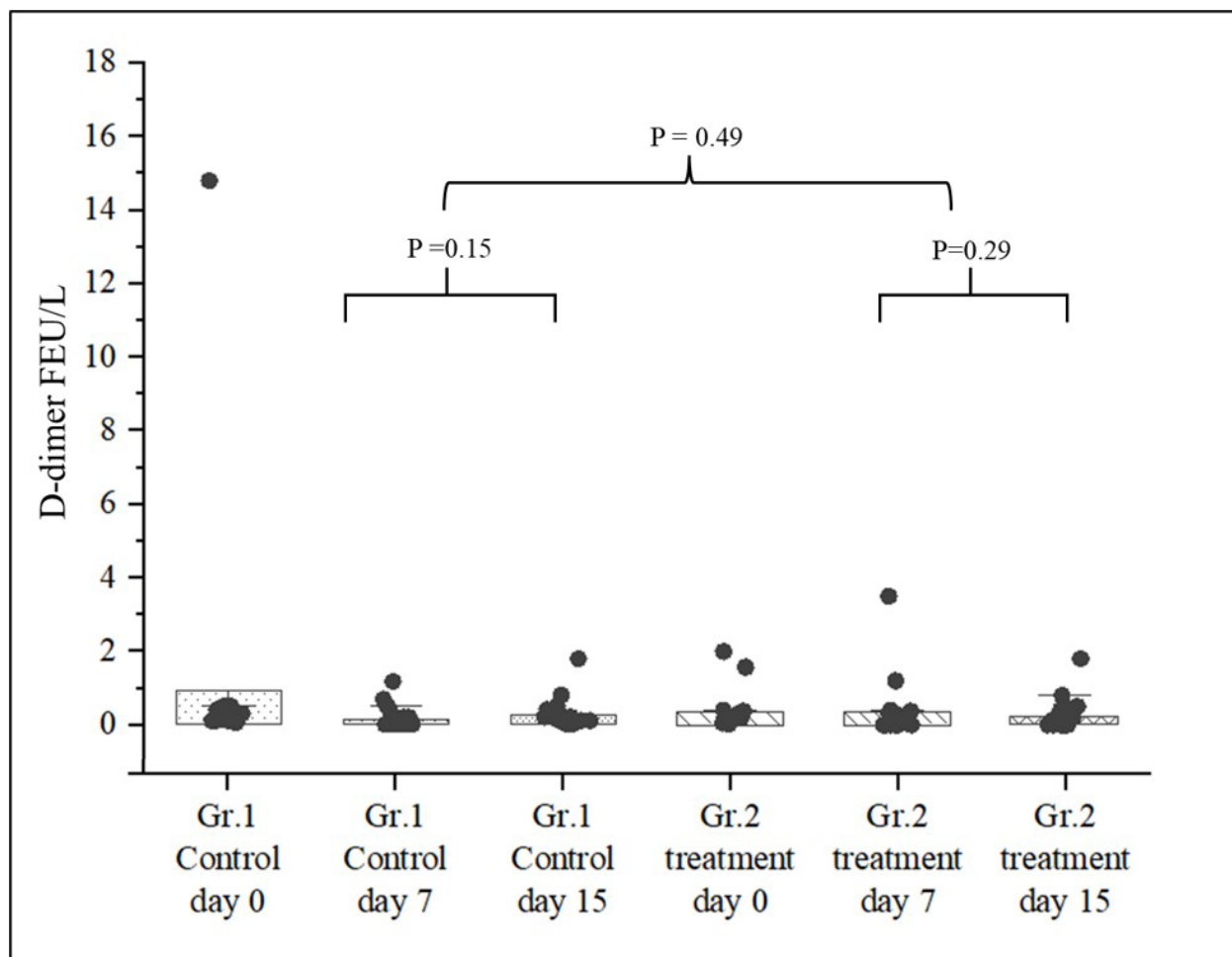


Figure 5: Decrease in D-Dimer in treatment groups compared to the control group in which there was a decrease up to day 7 but an increase on day 15 (p-value significance < 0.5)